

LUBBOCK COUNTY
QUARTERLY INVESTMENT REPORT
FOR THE
QUARTER ENDED
JUNE 30, 2024

QUARTERLY INVESTMENT REPORT
FOR THE
QUARTER ENDED JUNE 30, 2024

This report is prepared in accordance with the provisions of Government Code 2256.023, The Public Investment Act. The investments held in Lubbock County's portfolio comply with the Public Funds Investment Act and with the County's investment policy and strategies.

Summary Statement

This report summarized the County's investment portfolio position and performance for the quarter ended June 30, 2024. Currently, the County's investments consist of deposits in City Bank, in accordance with the contractual agreement requirements of Lubbock County's depository contract, long term securities including obligations of the U.S. Treasury and certain U.S. agencies, which are held by Texas Independent Bank, deposits in TexasCLASS and deposits in TEXPOOL.

A Pooled Cash concept is used to maintain the cash and investment accounts in the accounting records. Under this method, all cash and investments are pooled for investment purposes and each fund has equity in the pooled cash amount and earnings therefrom.

Investment Summary


The Investment Activity Summary schedule on page 1 shows the investment and account balances on hand as of June 30, 2024. Cash balances are monitored on a periodic basis, based on the activity of the accounts.

Collateral Adequacy

Collateral on cash balances was adequate throughout the quarter. Collateral is monitored, as a joint effort, by the depository bank and Lubbock County.

Investment Strategies

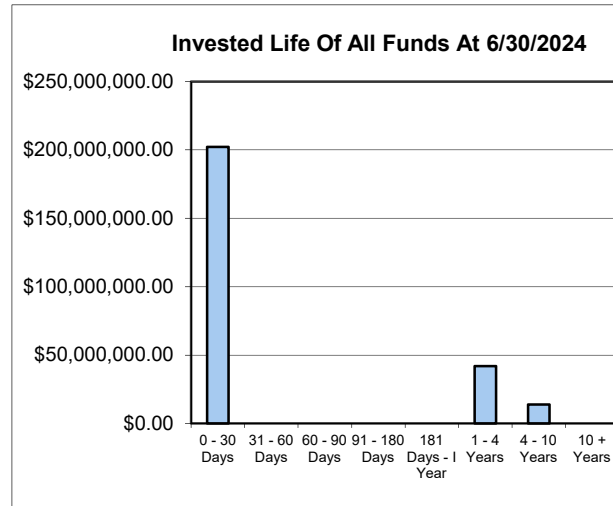
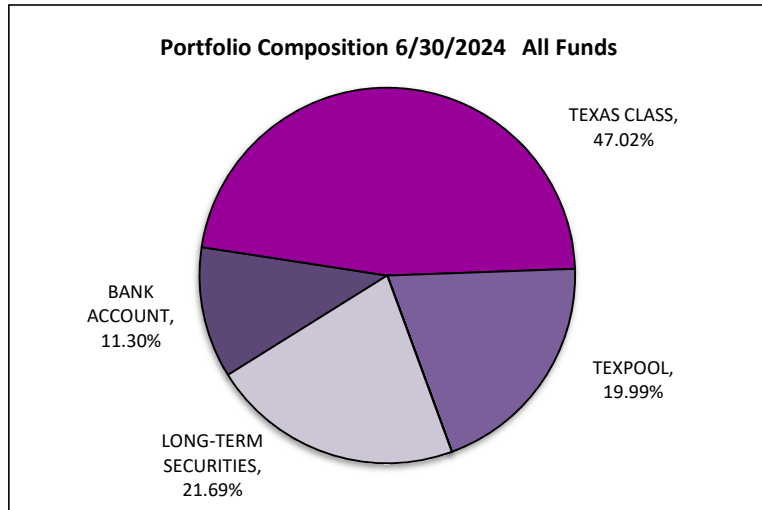
It is the objective of Lubbock County to earn the maximum rate of return allowed on its investments within the policies imposed by its safety and liquidity objectives and state and federal law governing investment of public funds. Monies will continue to be invested in a positive manner based on cash flow needs of the County.



Kathy Williams
Lubbock County Auditor

LUBBOCK COUNTY INVESTMENT ACTIVITY SUMMARY FOR THE QUARTER ENDED JUNE 30, 2024

FUND	ACCOUNT BALANCE	TEXAS CLASS INVESTMENT POOL	TEXPOOL	SHORT-TERM TREASURIES	LONG-TERM SECURITIES	TOTAL ALL INVESTMENTS
	Pooled Cash Fund	Pooled & Tax Note Funds	Pooled & Tax Note Funds	Pooled & Tax Note Funds	Pooled & Tax Note Funds	All Investments
Beginning Balance	\$ 50,818,661.83	\$ 119,736,954.34	\$ 50,909,613.83	\$ -	\$ 55,995,000.01	\$ 277,460,230.01
Additions	\$ 35,210,847.24	\$ 1,626,651.16	\$ -	\$ -	\$ (4,000,000.00)	\$ 32,837,498.40
Withdrawals	\$ (56,851,825.83)	\$ -	\$ 677,479.35	\$ -	\$ 4,000,000.00	\$ (52,174,346.48)
Ending Balance	<u>\$ 29,177,683.24</u>	<u>\$ 121,363,605.50</u>	<u>\$ 51,587,093.18</u>	<u>\$ -</u>	<u>\$ 55,995,000.01</u>	<u>\$ 258,123,381.93</u>
Interest Earned	\$ 577,074.23	\$ 1,626,651.16	\$ 677,479.35	\$ -	\$ 602,079.86	\$ 3,483,284.60
Average Rate	5.484%	5.431%	5.314%	0.000%	4.261%	



Long-Term, Short-Term Pooled Securities	
Weighted Avg. Maturity (WAM)	0.77
Weighted Avg. Yield (WAY)	10.63%

**LUBBOCK COUNTY
EARNED INTEREST
FOR THE QUARTER ENDED JUNE 30, 2024**

Number	Investment Type	Interest Rate	Settle Date	Maturity Date	Par Value	Term	April	May	June	Total
--------	-----------------	---------------	-------------	---------------	-----------	------	-------	-----	------	-------

POOLED FUNDS

Cash in Bank					\$ 29,177,683.24		\$ 223,697.64	\$ 211,366.22	\$ 142,010.37	\$ 577,074.23
Texpool- General Revenues					\$ 51,587,093.18		\$ 222,365.38	\$ 230,862.17	\$ 224,251.80	\$ 677,479.35
Texas Class					\$ 121,363,605.50		\$ 533,910.98	\$ 554,078.72	\$ 538,661.46	\$ 1,626,651.16

91282CFE6	US Treas NTS	3.13%	09/22/22	06/20/24	SOLD 6/20/24	637	\$ 3,852.74	\$ 3,981.16	\$ 2,440.07	\$ 10,273.97
91282CEW7	US Treas NTS	3.25%	09/22/22	06/20/24	SOLD 6/20/24	637	\$ 6,678.08	\$ 6,900.68	\$ 4,229.45	\$ 17,808.22
3130APDM4	FHLB	4.10%	05/25/23	12/30/26		1,315	\$ 33,723.29	\$ 34,847.40	\$ 33,723.29	\$ 102,293.97
3130AQHZ9	FHLB	4.10%	05/25/23	01/25/27		1,341	\$ 16,853.42	\$ 17,415.21	\$ 16,853.42	\$ 51,122.05
91282CFB2	US Treas NTS	2.75%	08/18/22	07/31/27		1,808	\$ 19,472.26	\$ 20,121.34	\$ 19,472.26	\$ 59,065.86
3130AUVE1	FHLB	4.70%	02/24/23	02/14/28		1,816	\$ 30,440.55	\$ 31,455.23	\$ 30,440.55	\$ 92,336.33
3130AV4C3	FHLB	5.30%	03/09/23	03/09/28		1,827	\$ 23,958.90	\$ 24,757.53	\$ 23,958.90	\$ 72,675.34
3130AVPE6	FHLB	5.28%	04/26/23	04/26/28		1,827	\$ 21,698.63	\$ 22,421.92	\$ 21,698.63	\$ 65,819.18
3134HIUK7	FHLMC	5.00%	02/23/24	02/23/29		1,827	\$ 41,095.89	\$ 42,465.75	\$ 41,095.89	\$ 124,657.53
3134H1X57	FHLMC	5.00%	06/20/24	06/12/29		1,818	\$ -	\$ -	\$ 6,027.40	\$ 6,027.40

Subtotal - General Investment Revenues							\$ 197,773.77	\$ 204,366.23	\$ 199,939.86	\$ 602,079.86
TOTAL ALL INVESTMENTS							\$ 1,177,747.77	\$ 1,200,673.34	\$ 1,104,863.49	\$ 3,483,284.60

0.00000	Short Term Investments	\$ -
0.04261	Long Term Investments	\$ 602,079.86
		<u>\$ 602,079.86</u>

**LUBBOCK COUNTY
SCHEDULE OF SECURITIES
FOR THE QUARTER ENDED JUNE 30, 2024**

Number	Type	Issued Date	Maturity Date	Amount Invested	Beginning		Ending	
					Book Value	Market Value	Book Value	Market Value
POOLED FUNDS								
3134KIUK7	FHLMC	02/23/24	02/23/29	\$ 10,000,000.00	\$ 10,000,000.00	9,954,840.00	\$ 10,000,000.00	9,929,100.00
3134H1X57	FHLMC	06/18/24	06/12/29	\$ 4,000,000.00	\$ -	-	\$ 4,000,000.00	3,994,400.00
3130AV4C3	FEDL HLB	03/09/23	03/09/28	\$ 5,500,000.00	\$ 5,500,000.00	5,452,309.50	\$ 5,500,000.00	5,474,298.50
3130AUVE1	FEDL HLB	02/24/23	02/14/28	\$ 7,880,000.00	\$ 7,880,000.00	7,722,139.96	\$ 7,880,000.00	\$ 7,774,029.76
3130AVPE6	FHLB	04/24/23	04/26/28	\$ 5,000,000.00	\$ 5,000,000.00	4,949,835.00	\$ 5,000,000.00	\$ 4,969,355.00
3130APDM4	FHLB	05/24/23	12/30/26	\$ 9,037,493.06	\$ 10,000,000.00	9,100,100.00	\$ 10,000,000.00	\$ 9,160,990.00
3130AQHZ9	FHLB	05/24/23	01/25/27	\$ 4,593,666.67	\$ 5,000,000.00	4,597,815.00	\$ 5,000,000.00	\$ 4,618,790.00
91282CFB2	US TREAS N	08/18/22	07/31/27	\$ 8,553,360.61	\$ 8,615,000.00	8,174,827.34	\$ 8,615,000.00	\$ 8,189,634.38
91282CEW7	US TREAS N	09/22/22	06/30/27	\$ 2,451,970.11	\$ 2,500,000.00	2,413,281.25	\$ -	\$ -
91282CFE6	US TREAS N	09/22/22	08/15/25	\$ 1,466,366.17	\$ 1,500,000.00	1,465,546.88	\$ -	\$ -

Subtotal - General Revenues	\$ 58,482,856.63	\$ 55,995,000.01	\$ 53,830,694.94	\$ 55,995,000.01	\$ 54,110,597.65	^{2, 3}
TOTAL ALL INVESTMENTS	<u>\$ 58,482,856.63</u>	<u>\$ 55,995,000.01</u>	<u>\$ 53,830,694.94</u>	<u>\$ 55,995,000.01</u>	<u>\$ 54,110,597.65</u>	^{2, 3}

¹ This figure represents the total amount actually paid for all long term investments held during the quarter as reflected in the books of Lubbock County.

² The beginning and ending market values are for presentation purposes only and reflect only the values of those investments on hand at the beginning and the end of the period and not all investments held during the period.

³ Market value pricing provided by STIFEL & MBS.

**LUBBOCK COUNTY
MATURED INVESTMENTS AND TOTAL INTEREST EARNED
FOR THE QUARTER ENDED JUNE 30, 2024**

Number	Description	Interest Rate	Issued Date	Maturity Date	Par Value	Amount Invested	Term	Total Interest Earned
--------	-------------	---------------	-------------	---------------	-----------	-----------------	------	-----------------------

POOLED FUNDS

91282CFE6	US TREAS NTS	3.13%	09/22/22	06/20/24	\$ 1,500,000.00	\$ 1,500,000.00	\$ 637.00	\$ 10,273.97
91282CEW7	US TREAS NTS	3.25%	09/22/22	06/20/24	\$ 2,500,000.00	\$ 2,500,000.00	\$ 637.00	\$ 17,808.22

\$ -

Subtotal - General Revenues	\$	4,000,000.00	\$	4,000,000.00	\$	28,082.19
-----------------------------	----	--------------	----	--------------	----	-----------

TOTAL ALL INVESTMENTS		\$ 4,000,000.00			
------------------------------	--	------------------------	--	--	--

**LUBBOCK COUNTY
POOLED CASH REPORT
FOR THE QUARTER ENDED JUNE 30, 2024**

FUND	FUND DESCRIPTION	CURRENT BALANCE	PERCENTAGE
11	GENERAL FUND	92,027,662.76	35.6528
20	CONSOLIDATED ROAD & BRIDGE	7,477,085.34	2.8967
31	PRECINCT 1 PARK	683,241.37	0.2647
32	SLATON/ROOSEVELT PARK	206,759.21	0.0801
33	IDALOU/NEW DEAL PARK	347,540.69	0.1346
34	SHALLOWATER PARK	479,972.85	0.1859
41	PERMANENT IMPROVEMENTS	2,743,671.52	1.0629
43	LCETRZ NO1 TAX INCREMENT FUND	465,532.59	0.1804
46	SAFE SCHOOL PROGRAM/JJAEP	11,897.50	0.0046
47	TJJD (R) REG DIVERSION GRANT	-	0.0000
48	TJJD DSARP	-	0.0000
49	TJJD (S) JJAEP GRANT	16,500.00	0.0064
50	STAR PROGRAM - JUVENILE	4,110.81	0.0016
51	JUVENILE PROBATION FUND	4,680,285.61	1.8132
54	TJPC JUV PROB COMM GRANT	562,998.18	0.2181
55	JUVENILE DETENTION FUND	-257,837.71 ~	-0.0999
57	JUVENILE FOOD SERVICE FUND	-27,062.80 ~	-0.0105
64	TITLE IV-E	0.01	0.0000
66	CJD RE-ENTRY DRUG COURT	-	0.0000
67	CJD- DWI COURT	-5,362.72 *	-0.0021
70	ONLINE ACCESS	354,572.97	0.1374
72	CJD - DRUG COURT	-2,328.72 *	-0.0009
74	COUNTY DRUG COURT - COURT COST	351,156.06	0.1360
75	DISPUTE RESOLUTION	-43,931.42 +	-0.0170
76	USDA - AG - MEDIATION	-46,818.15 *	-0.0181
77	DOMESTIC RELATIONS OFFICE	-8,503.79	-0.0033
78	MEDIATION & MENTAL HEALTH	-	0.0000
79	VENUE HOT & STVR TAX	38,159.65	0.0148
81	LAW LIBRARY FUND	12,377.92	0.0048
83	ELECTION SERVICES	-797,913.04 +	-0.3091
84	HAVA	-	0.0000
85	ELECTION ADMIN FEE FUND	304,905.90	0.1181
86	ELECTION EQUIPMENT FUND	495,489.13	0.1920
88	SETTLEMENT	166,802.19	0.0646
90	RECORDS PRESERV DIST CLERK	84,012.74	0.0325
91	RECORDS PRESERVATION FUND	6,595,400.94	2.5551
92	COMM COURT REC PRES FUND	570,614.88	0.2211
93	COURTHOUSE SECURITY	148,529.10	0.0575

**LUBBOCK COUNTY
POOLED CASH REPORT
FOR THE QUARTER ENDED JUNE 30, 2024**


FUND	FUND DESCRIPTION	CURRENT BALANCE	PERCENTAGE
94	COURT RECORDS PRESERVATION	297,663.50	0.1153
95	LOCAL TRUANCY PREVENT & DIVERS	68,290.49	0.0265
96	HERITAGE TOURISM FUND	16,888.21	0.0065
97	CHILD ABUSE PREVENTION	4,163.69	0.0016
99	CO & DIST COURT TECHNOLOGY	97,344.24	0.0377
102	DIST COURT RECORDS TECHNOLOGY	65,626.96	0.0254
103	CO CLERK ARCHIVE	4,723,401.46	1.8299
105	COMMUNITY/ECONOMIC DEVELOPMENT PROGRAM	546,354.42	0.2117
106	AMERICAN RESCUE PLAN ACT	17,753,229.91	6.8778
108	JP1 JUSTICE COURT	73,628.86	0.0285
109	JP2 JUSTICE COURT	107,657.05	0.0417
110	JP3 JUSTICE COURT	29,311.51	0.0114
111	JP4 JUSTICE COURT	82,146.32	0.0318
112	COURT FACILITY FEE	254,039.95	0.0984
114	JUDICIAL EDUCATON & SUPPORT	13,239.34	0.0051
115	LANGUAGE ACCESS	97,608.62	0.0378
126	VINE	-7,571.33 *	-0.0029
128	HOMELAND SECURITY FUND	0.00	0.0000
129	HAZARD MITIGATION GRANT-EM	-42,642.50 *	-0.0165
130	PROJECT SAVE NEIGHBORHOOD	-19,897.68 *	-0.0077
142	LEOSE-SHERIFF	222,035.40	0.0860
145	SHERIFF COMMISSARY SALARY FUND	259,567.01	0.1006
146	LECD GRANT - EMERGENCY COMM	-35,698.58	-0.0138
148	MAT RE-ENTRY PROGRAM	-	0.0000
150	TAG GRANT	-129,083.84 *	-0.0500
152	JMHCP GRANT	-2,622.55 *	-0.0010
161	CDA BUSINESS CRIMES FUND	1,064.77	0.0004
163	CDA CONTRABAND	-631.75 ❖	-0.0002
164	SPATF GRANT - CDA	-687,775.35 *	-0.2665
166	JAG - JUSTICE ASSISTANCE	-4,384.96	-0.0017
168	CDA BORDER PROSECUTION UNIT	-7,963.20 *	-0.0031
171	CDA VICTIM ADVOCACY (VOCA)	-2,906.19 *	-0.0011
201	INT/SINK '06 BI	-	0.0000
202	ROAD BOND	2,004,894.49	0.7767
203	GEN OB REFUNDING BOND SRS	3,032,311.34	1.1748

**LUBBOCK COUNTY
POOLED CASH REPORT
FOR THE QUARTER ENDED JUNE 30, 2024**

FUND	FUND DESCRIPTION	CURRENT BALANCE	PERCENTAGE
208	VENUE BOND	1,811,927.02	0.7020
301	ROAD CONSTRUCTION FUND	751,274.81	0.2911
302	LE RENOVATIONS	56,596,898.65	21.9264
304	ME CONSTRUCTION	34,225,614.69	13.2595
307	CRTC RENOVATIONS #2	-58,039.52 ~	-0.0225
308	VENUE CAPITAL PROJECT	617,046.82	0.2391
401	EMPLOYEE HEALTH BENEFIT	2,177,128.31	0.8434
403	WORKERS COMP FUND	12,557,262.80	4.8649
601	DRUG COURT 017-CCP	23,641.50	0.0092
602	MHMR SPECIALIZED 012-DP	21,194.05	0.0082
604	PRETRIAL 007-CCP	49,917.00	0.0193
606	BASIC SUPERVISION 900-BS	2,055,111.17	0.7962
607	INTENSIVE SUPPORT 018-CCP	-	0.0000
608	DAY RESOURCE 002-CCP	55,690.53	0.0216
615	Drug COURT 013-CCP	11,980.27	0.0046
616	NON-MHI CASELOAD 028-CCP	14,103.61	0.0055
617	CRTC AFTERCARE 020-DP	25,816.22	0.0100
618	VETERAN'S DRUG COURT	1.30	0.0000
625	SPOT-CSCD RIDER 84 025-DP	57,303.49	0.0222
640	PRE-TRIAL RELEASE FUND	28,306.54	0.0110
650	COURT RESIDENTIAL 004-DP	651,127.58	0.2523
			100.0000%
	SUBTOTAL	\$258,122,118.02 ★	
	LESS PAYROLL CLEARING BALANCE	\$ -	
	TOTAL	\$ 258,122,118.02	
	Payroll Liability	\$ 1,744.06	
	Payroll Corrections	\$ (480.15)	
	ACI Liability	\$ -	
	AP PCARD Liability	\$ -	
	Summary	\$ 258,123,381.93	

- * Submitted for reimbursement from granting agency, funds not received at date of report if negative.
- ~ Transfer completed quarterly to cover negative balances, funds not transferred at date of report if negative.
- ★ Includes Pooled Cash Balance, Special Revenue Balances, TexasCLASS, TEXPOOL, General Balance and General Revenues, & Long-Term Pooled Securities Balance.
- + Due to lack of revenue received at date of report, these funds are negative.
- ❖ Payroll and PCARD adjustments
- ☐ Wating on Credit to be issued.
- ◆ Fund closed. Deliquent tax entry causing negative balance.

**LUBBOCK COUNTY
PLEDGE COLLATERAL REPORT ALL COUNTY FUNDS
FOR THE QUARTER ENDED JUNE 30, 2024**



Pledged Securities	\$ 68,688,012.91
Balance in all Bank Accounts:	\$ (52,257,806.56)
Value of all Pledged Collateral That Exceeds Bank Balances	<u>\$ 16,430,206.35</u>

**LUBBOCK COUNTY
TOTAL INTEREST EARNED
FOR THE QUARTER ENDED JUNE 30, 2024**

FUND DESCRIPTION	1st Quarter Ending 12/31/23	2nd Quarter Ending 3/31/24	3rd Quarter Ending 6/30/24	4th Quarter Ending 9/30/24	Y-T-D TOTAL INTEREST
Pooled & Tax Note Funds	\$ 2,471,739.52	\$ 3,139,781.05	\$ 3,483,284.60		\$ 9,094,805.17