

LUBBOCK COUNTY  
QUARTERLY INVESTMENT REPORT  
FOR THE  
QUARTER ENDED  
JUNE 30, 2025

**QUARTERLY INVESTMENT REPORT  
FOR THE  
QUARTER ENDED JUNE 30, 2025**

This report is prepared in accordance with the provisions of Government Code 2256.023, The Public Investment Act. The investments held in Lubbock County's portfolio comply with the Public Funds Investment Act and with the County's investment policy and strategies.

**Summary Statement**

This report summarized the County's investment portfolio position and performance for the quarter ended June 30, 2025. Currently, the County's investments consist of deposits in City Bank, in accordance with the contractual agreement requirements of Lubbock County's depository contract, long term securities including obligations of the U.S. Treasury and certain U.S. agencies, which are held by Texas Independent Bank, deposits in TexasCLASS and deposits in TEXPOOL.

A Pooled Cash concept is used to maintain the cash and investment accounts in the accounting records. Under this method, all cash and investments are pooled for investment purposes and each fund has equity in the pooled cash amount and earnings therefrom.

**Investment Summary**


The Investment Activity Summary schedule on page 1 shows the investment and account balances on hand as of June 30, 2025. Cash balances are monitored on a periodic basis, based on the activity of the accounts.

**Collateral Adequacy**

Collateral on cash balances was adequate throughout the quarter. Collateral is monitored, as a joint effort, by the depository bank and Lubbock County.

### **Investment Strategies**

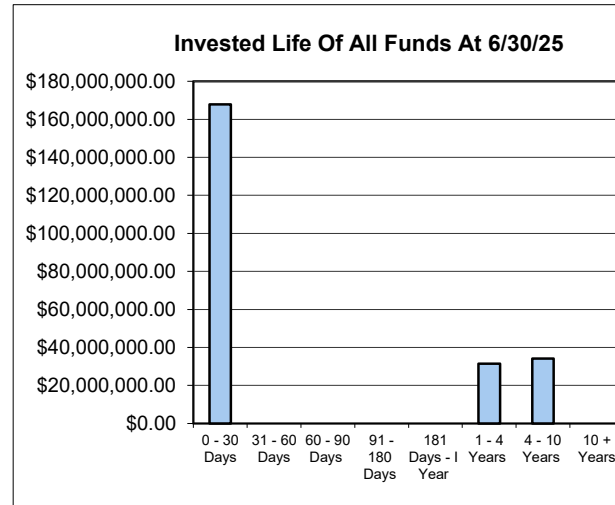
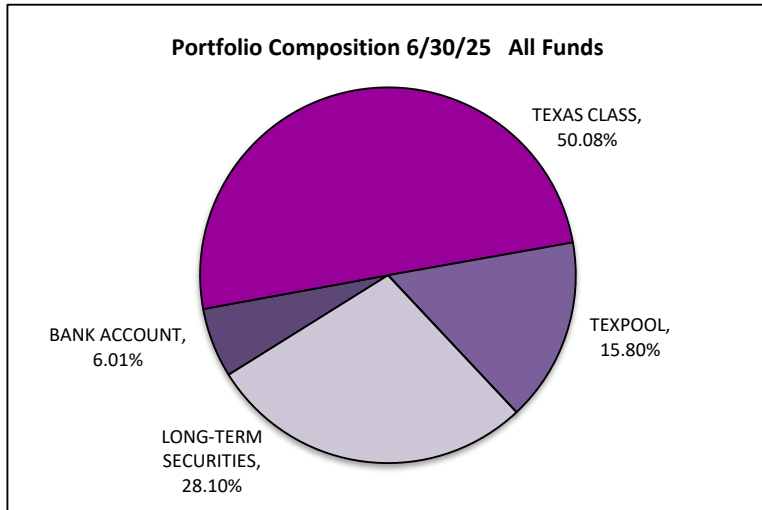
It is the objective of Lubbock County to earn the maximum rate of return allowed on its investments within the policies imposed by its safety and liquidity objectives and state and federal law governing investment of public funds. Monies will continue to be invested in a positive manner based on cash flow needs of the County.

A handwritten signature in blue ink, appearing to read "Kathy Williams", with a long horizontal flourish extending to the right.

Kathy Williams  
Lubbock County Auditor

# LUBBOCK COUNTY INVESTMENT ACTIVITY SUMMARY FOR THE QUARTER ENDED JUNE 30, 2025

FUND	ACCOUNT BALANCE	TEXAS CLASS INVESTMENT POOL	TEXPOOL	SHORT-TERM TREASURIES	LONG-TERM SECURITIES	TOTAL ALL INVESTMENTS
	Pooled Cash Fund	Pooled & Tax Note Funds	Pooled & Tax Note Funds	Pooled & Tax Note Funds	Pooled & Tax Note Funds	All Investments
Beginning Balance	\$ 33,317,617.92	\$ 115,612,786.49	\$ 36,492,570.14	\$ -	\$ 65,590,000.01	\$ 251,012,974.56
Additions	\$ 38,593,284.08	\$ 1,279,587.57	\$ 393,841.40	\$ -	\$ -	\$ 40,266,713.05
Withdrawals	\$ (57,878,028.79)	\$ -	\$ -	\$ -	\$ -	\$ (57,878,028.79)
Ending Balance	<u>\$ 14,032,873.21</u>	<u>\$ 116,892,374.06</u>	<u>\$ 36,886,411.54</u>	<u>\$ -</u>	<u>\$ 65,590,000.01</u>	<u>\$ 233,401,658.82</u>
Interest Earned	\$ 291,982.62	\$ 1,279,587.57	\$ 393,841.40	\$ -	\$ 689,204.39	\$ 2,654,615.98
Average Rate	4.454%	4.247%	4.313%	0.000%	4.305%	



Long-Term, Short-Term Pooled Securities	
Weighted Avg. Maturity (WAM)	0.91
Weighted Avg. Yield (WAY)	4.26%

**LUBBOCK COUNTY  
EARNED INTEREST  
FOR THE QUARTER ENDED JUNE 30, 2025**

Number	Investment Type	Interest Rate	Settle Date	Maturity Date	Par Value	Term	April	May	June	Total
--------	-----------------	---------------	-------------	---------------	-----------	------	-------	-----	------	-------

**POOLED FUNDS**

Cash in Bank					\$ 14,032,873.21		<u>\$ 116,934.52</u>	<u>\$ 105,149.00</u>	<u>\$ 69,899.10</u>	<u>\$ 291,982.62</u>
Texpool- General Revenues					\$ 36,886,411.54		<u>\$ 130,038.54</u>	<u>\$ 133,986.36</u>	<u>\$ 129,816.50</u>	<u>\$ 393,841.40</u>
Texas Class					\$ 116,892,374.06		<u>\$ 422,261.14</u>	<u>\$ 435,197.07</u>	<u>\$ 422,129.36</u>	<u>\$ 1,279,587.57</u>

3130APDM4	FHLB	4.10%	05/25/23	12/30/26	\$ 10,000,000.00	1,315	\$ 33,723.29	\$ 34,847.40	\$ 33,723.29	\$ 102,293.97
3130AQHZ9	FHLB	4.10%	05/25/23	01/25/27	\$ 5,000,000.00	1,341	\$ 16,853.42	\$ 17,415.21	\$ 16,853.42	\$ 51,122.05
91282CFB2	US Treas NTS	2.75%	08/18/22	07/31/27	\$ 8,615,000.00	1,808	\$ 19,472.26	\$ 20,121.34	\$ 19,472.26	\$ 59,065.86
3130AUVE1	FHLB	4.70%	02/24/23	02/14/28	\$ 7,880,000.00	1,816	\$ 30,440.55	\$ 31,455.23	\$ 30,440.55	\$ 92,336.33
3130B2YJ8	FHLB	4.63%	11/21/24	10/15/29	\$ 7,540,000.00	1,789	\$ 28,662.33	\$ 29,617.74	\$ 28,662.33	\$ 86,942.40
3130B42Q3	FHLB	4.38%	12/11/24	12/11/29	\$ 6,075,000.00	1,826	\$ 21,845.03	\$ 22,573.20	\$ 21,845.03	\$ 66,263.27
3130B45T4	FHLB	4.45%	12/17/24	12/11/29	\$ 3,365,000.00	1,820	\$ 12,307.60	\$ 12,717.86	\$ 12,307.60	\$ 37,333.06
3130B45K3	FHLB	4.45%	12/20/24	12/18/29	\$ 4,000,000.00	1,824	\$ 14,630.14	\$ 15,117.81	\$ 14,630.14	\$ 44,378.08
3130B47A3	FHLB	4.50%	12/20/24	12/04/29	\$ 5,000,000.00	1,810	\$ 18,493.15	\$ 19,109.59	\$ 18,493.15	\$ 56,095.89
3134H14P5	FHLMC	4.80%	07/09/24	07/02/29	\$ 3,115,000.00	1,819	\$ 12,289.32	\$ 12,698.96	\$ 12,289.32	\$ 37,277.59
3134HA7H0	FHLMC	4.50%	02/27/25	02/27/30	\$ 5,000,000.00	1,826	\$ 18,493.15	\$ 19,109.59	\$ 18,493.15	\$ 56,095.89

<b>Subtotal - General Investment Revenues</b>	<u><b>\$ 227,210.24</b></u>	<u><b>\$ 234,783.91</b></u>	<u><b>\$ 227,210.24</b></u>	<u><b>\$ 689,204.39</b></u>
<b>TOTAL ALL INVESTMENTS</b>	<u><b>\$ 896,444.44</b></u>	<u><b>\$ 909,116.34</b></u>	<u><b>\$ 849,055.20</b></u>	<u><b>\$ 2,654,615.98</b></u>

0.00000	Short Term Investments	\$ -
0.04305	Long Term Investments	\$ 689,204.39
		<u><u><b>\$ 689,204.39</b></u></u>

**LUBBOCK COUNTY  
SCHEDULE OF SECURITIES  
FOR THE QUARTER ENDED JUNE 30, 2025**

Number	Type	Issued Date	Maturity Date	Amount Invested	Beginning		Ending	
					Book Value	Market Value	Book Value	Market Value

**POOLED FUNDS**

3134H14P5	FHLMC	07/02/24	07/02/29	\$ 3,115,000.00	\$ 3,115,000.00	\$ 3,116,077.79	\$ 3,115,000.00	\$ 3,115,202.48
3130AUVE1	FEDL HLB	02/24/23	02/14/28	\$ 7,880,000.00	\$ 7,880,000.00	\$ 7,880,882.56	\$ 7,880,000.00	\$ 7,882,978.64
3134HA7H0	FHLB	02/27/25	02/27/30	\$ 5,000,000.00	\$ 5,000,000.00	\$ 4,984,120.00	\$ 5,000,000.00	\$ 4,985,050.00
3130APDM4	FHLB	05/25/23	12/30/26	\$ 9,037,493.06	\$ 10,000,000.00	\$ 9,508,480.00	\$ 10,000,000.00	\$ 9,569,740.00
3130AQHZ9	FHLB	05/25/23	01/25/27	\$ 4,593,666.67	\$ 5,000,000.00	\$ 4,777,440.00	\$ 5,000,000.00	\$ 4,806,490.00
3130B2YJ8	FHLB	11/21/24	10/15/29	\$ 7,540,000.00	\$ 7,540,000.00	\$ 7,518,382.82	\$ 7,540,000.00	\$ 7,522,936.98
3130B42Q3	FHLB	12/11/24	12/11/29	\$ 6,075,000.00	\$ 6,075,000.00	\$ 6,049,345.28	\$ 6,075,000.00	\$ 6,064,241.18
3130B45T4	FHLB	12/17/24	12/11/29	\$ 3,365,000.00	\$ 3,365,000.00	\$ 3,355,453.50	\$ 3,365,000.00	\$ 3,362,997.83
3130B45K3	FHLB	12/20/24	12/18/29	\$ 4,000,000.00	\$ 4,000,000.00	\$ 3,985,904.00	\$ 4,000,000.00	\$ 3,996,484.00
3130B47A3	FHLB	12/20/24	12/04/29	\$ 5,000,000.00	\$ 5,000,000.00	\$ 5,009,830.00	\$ 5,000,000.00	\$ 4,998,010.00
91282CFB2	US TREAS N	08/18/22	07/31/27	\$ 8,553,360.61	\$ 8,615,000.00	\$ 8,384,817.97	\$ 8,615,000.00	\$ 8,415,105.04

**Subtotal - General Revenues** **\$ 64,159,520.35**   **\$ 65,590,000.01**   **\$ 64,570,733.93**   **\$ 65,590,000.01**   **\$ 64,719,236.16** <sup>2, 3</sup>

**TOTAL ALL INVESTMENTS** **\$ 64,159,520.35** <sup>1</sup>   **\$ 65,590,000.01**   **\$ 64,570,733.93**   **\$ 65,590,000.01**   **\$ 64,719,236.16** <sup>2, 3</sup>

<sup>1</sup> This figure represents the total amount actually paid for all long term investments held during the quarter as reflected in the books of Lubbock County.

<sup>2</sup> The beginning and ending market values are for presentation purposes only and reflect only the values of those investments on hand at the beginning and the end of the period and not all investments held during the period.

<sup>3</sup> Market value pricing provided by STIFEL & MBS.

**LUBBOCK COUNTY**  
**MATURED INVESTMENTS AND TOTAL INTEREST EARNED**  
**FOR THE QUARTER ENDED JUNE 30, 2025**

Number	Description	Interest Rate	Issued Date	Maturity Date	Par Value	Amount Invested	Term	Total Interest Earned
POOLED FUNDS								

\$ -

\$ -

Subtotal - General Revenues \$ - \$ - \$ -

**TOTAL ALL INVESTMENTS** \$ -

**LUBBOCK COUNTY  
POOLED CASH REPORT  
FOR THE QUARTER ENDED JUNE 30, 2025**

FUND	FUND DESCRIPTION	CURRENT BALANCE	PERCENTAGE
11	GENERAL FUND	92,062,101.20	39.0380
20	CONSOLIDATED ROAD & BRIDGE	5,238,504.92	2.2213
31	PRECINCT 1 PARK	592,592.15	0.2513
32	SLATON/ROOSEVELT PARK	157,621.28	0.0668
33	IDALOU/NEW DEAL PARK	249,352.06	0.1057
34	SHALLOWATER PARK	403,034.92	0.1709
41	PERMANENT IMPROVEMENTS	3,864,798.71	1.6388
43	LCETRZ NO1 TAX INCREMENT FUND	1,149,630.57	0.4875
46	SAFE SCHOOL PROGRAM/JJAEP	11,875.50	0.0050
49	TJJD (S) JJAEP GRANT	60,500.00	0.0257
50	STAR PROGRAM - JUVENILE	(8,345.13) ~	-0.0035
51	JUVENILE PROBATION FUND	4,656,198.09	1.9744
54	TJPC JUV PROB COMM GRANT	885,143.01	0.3753
55	JUVENILE DETENTION FUND	(1,111,245.92) ~	-0.4712
57	JUVENILE FOOD SERVICE FUND	(33,561.75) ~	-0.0142
64	TITLE IV-E	0.02	0.0000
67	CJD- DWI COURT	0.00	0.0000
70	ONLINE ACCESS	365,667.70	0.1551
72	CJD - DRUG COURT	0.00	0.0000
74	COUNTY DRUG COURT - COURT COST	398,264.40	0.1689
75	DISPUTE RESOLUTION	6,134.39	0.0026
76	USDA - AG - MEDIATION	(42,774.93) *	-0.0181
77	DOMESTIC RELATIONS OFFICE	47,347.57	0.0201
79	VENUE HOT & STVR TAX	(61,064.02) ~	-0.0259
81	LAW LIBRARY FUND	12,537.05	0.0053
83	ELECTION SERVICES	(319,346.73) +	-0.1354
85	ELECTION ADMIN FEE FUND	257,240.47	0.1091
86	ELECTION EQUIPMENT FUND	695,125.12	0.2948
88	SETTLEMENT	970,590.71	0.4116
90	RECORDS PRESERV DIST CLERK	196,279.94	0.0832
91	RECORDS PRESERVATION FUND	7,432,744.55	3.1518
92	COMM COURT REC PRES FUND	509,267.69	0.2159
93	COURTHOUSE SECURITY	71,849.17	0.0305

**LUBBOCK COUNTY  
POOLED CASH REPORT  
FOR THE QUARTER ENDED JUNE 30, 2025**


FUND	FUND DESCRIPTION	CURRENT BALANCE	PERCENTAGE
94	COURT RECORDS PRESERVATION	286,354.75	0.1214
95	LOCAL TRUANCY PREVENT & DIVERS	76,096.00	0.0323
96	HERITAGE TOURISM FUND	11,587.63	0.0049
97	CHILD ABUSE PREVENTION	3,183.03	0.0013
99	CO & DIST COURT TECHNOLOGY	107,250.55	0.0455
102	DIST COURT RECORDS TECHNOLOGY	6,357.50	0.0027
103	CO CLERK ARCHIVE	5,254,324.00	2.2280
105	COMMUNITY/ECONOMIC DEVELOPMENT PROGRAM	435,791.97	0.1848
106	AMERICAN RESCUE PLAN ACT	9,954,934.85	4.2213
108	JP1 JUSTICE COURT	78,289.55	0.0332
109	JP2 JUSTICE COURT	115,589.59	0.0490
110	JP3 JUSTICE COURT	32,565.02	0.0138
111	JP4 JUSTICE COURT	86,700.66	0.0368
112	COURT FACILITY FEE	363,798.01	0.1543
114	JUDICIAL EDUCATON & SUPPORT	18,452.76	0.0078
115	LANGUAGE ACCESS	143,358.25	0.0608
126	VINE	(7,798.47) *	-0.0033
128	HOMELAND SECURITY GRANT	(4,537.82) *	-0.0019
129	HAZARD MITIGATION GRANT-EM	(1,100.73) *	-0.0005
130	PROJECT SAVE NEIGHBORHOOD	(1,573.66) *	-0.0007
142	LEOSE-SHERIFF	219,355.91	0.0930
145	SHERIFF COMMISSARY SALARY FUND	280,500.20	0.1189
146	LECD GRANT - EMERGENCY COMM	(43,755.96) *	-0.0186
148	STATE HOMELAND GRANTS	0.00	0.0000
150	TAG GRANT	(1,582,217.52) *	-0.6709
161	CDA BUSINESS CRIMES FUND	2,977.57	0.0013
164	SPATTF GRANT - CDA	(662,004.24) *	-0.2807
165	SPATTF GRANT - CCG	(833,456.64) *	-0.3534
166	JAG - JUSTICE ASSISTANCE	(75,966.06) *	-0.0322
168	CDA BORDER PROSECUTION UNIT	(7,986.45) *	-0.0034
171	CDA VICTIM ADVOCACY (VOCA)	(3,254.65) *	-0.0014
202	ROAD BOND	1,721,433.33	0.7300
203	GEN OB REFUNDING BOND SRS	3,136,785.24	1.3301

**LUBBOCK COUNTY  
POOLED CASH REPORT  
FOR THE QUARTER ENDED JUNE 30, 2025**

FUND	FUND DESCRIPTION	CURRENT BALANCE	PERCENTAGE
204	GOB S 2016	599,283.79	0.2541
208	VENUE BOND	1,272,508.21	0.5396
301	ROAD CONSTRUCTION FUND	535,205.10	0.2269
302	LE RENOVATIONS	56,040,966.24	23.7636
304	ME CONSTRUCTION	22,044,229.62	9.3476
307	CRTC RENOVATIONS #2	1,475,126.78	0.6255
308	VENUE CAPITAL PROJECT	510,865.01	0.2166
401	EMPLOYEE HEALTH BENEFIT	3,014,522.91	1.2783
403	WORKERS COMP FUND	9,376,029.55	3.9758
601	DRUG COURT 017-CCP	23,177.10	0.0098
602	MHMR SPECIALIZED 012-DP	21,383.58	0.0091
604	PRETRIAL 007-CCP	32,375.13	0.0137
606	BASIC SUPERVISION 900-BS	2,221,584.05	0.9420
608	DAY RESOURCE 002-CCP	54,810.59	0.0232
615	Drug COURT 013-CCP	11,828.61	0.0050
616	NON-MHI CASELOAD 028-CCP	13,966.84	0.0059
617	CRTC AFTERCARE 020-DP	25,415.44	0.0108
618	VETERAN'S DRUG COURT	0.00	0.0000
625	SPOT-CSCD RIDER 84 025-DP	55,675.89	0.0236
640	PRE-TRIAL RELEASE FUND	40,648.04	0.0172
650	COURT RESIDENTIAL 004-DP	627,267.71	0.2660
			100.0000%
<b>SUBTOTAL</b>		<b>\$235,826,967.07</b>	<b>★</b>
<b>LESS PAYROLL CLEARING BALANCE</b>		<b>\$ -</b>	
<b>TOTAL</b>		<b>\$ 235,826,967.07</b>	
	Payroll Liability	\$ -	
	Payroll Corrections	\$ (480.15)	
	Payroll Timing Issue	\$ (2,424,828.10)	
	Summary	<b>\$ 233,401,658.82</b>	

- \* Submitted for reimbursement from granting agency, funds not received at date of report if negative.
- ~ Transfer completed quarterly to cover negative balances, funds not transferred at date of report if negative.
- ★ Includes Pooled Cash Balance, Special Revenue Balances, TexasCLASS, TEXPOOL, General Balance and General Revenues, & Long-Term Pooled Securities Balance.
- + Due to lack of revenue received at date of report, these funds are negative.
- ❖ Payroll and PCARD adjustments
- ☐ Wating on Credit to be issued.
- ◆ Fund closed. Deliquent tax entry causing negative balance.

**LUBBOCK COUNTY  
PLEDGE COLLATERAL REPORT ALL COUNTY FUNDS  
FOR THE QUARTER ENDED JUNE 30, 2025**



Pledged Securities	\$ 60,095,206.05
Balance in all Bank Accounts:	\$ (45,943,958.19)
Value of all Pledged Collateral That Exceeds Bank Balances	<u>\$ 14,151,247.86</u>

**LUBBOCK COUNTY  
TOTAL INTEREST EARNED  
FOR THE QUARTER ENDED JUNE 30, 2025**

FUND DESCRIPTION	Y-T-D TOTAL INTEREST
Pooled & Tax Note Funds	\$ 7,924,751.34