

LUBBOCK COUNTY, TEXAS  
Monthly Unaudited Financial Report  
December 31, 2022



Prepared By: County Auditor's Office

Kathy Williams, County Auditor

Members of Government Finance Officers Association of the United States and  
Canada

This report is available on the Internet

Lubbock County, Texas  
Unaudited Monthly Financial Report  
December 31, 2022  
Table of Contents

<b>Description</b>	<b>Page Number</b>
County Auditor's Letter of Transmittal	3
<b>Financial Statements:</b>	
❖ Consolidated Balance Sheet – All Funds	4-8
❖ Bank Balances – All Funds	9
❖ Revenue Report – Account Summary	11-59
❖ Revenue Report – Group/Fund Summary	61- 82
❖ Venue HOT & STVR Tax	30, 65, 78
<b>Schedules:</b>	
❖ Debt Service Maturity Schedules	83-88
❖ Investment Schedules	89-91
❖ Schedule of Transfers between Funds	92
❖ Sales Tax Summary	93
❖ Ad Valorem Collection Summary	94-95
<b>Budget Status:</b>	
❖ Budget Report – Account Summary	97-173
❖ Budget Report – Group/Fund Summary	175-197
❖ Venue HOT & STVR Tax	139, 180, 193

# LUBBOCK COUNTY

**Kathy Williams**  
County Auditor

**Rhonda Scott**  
First Assistant Auditor



P.O. Box 10536  
916 Main, Suite 700  
Lubbock, Texas 79408-3536  
Phone: (806) 775-1097  
Fax: (806) 775-7917

February 27, 2023

The Honorable District Judges and the Honorable Members of the Commissioners' Court:

The unaudited and unadjusted financial report of Lubbock County, Texas, for the month ended December 31, 2022, is hereby submitted as required by the Local Governmental Code 114.025.

This report is presented in three sections, namely: Financial Statements, Schedules, and Budget Status.

Although this report is self explanatory, please do not hesitate to call the County Auditor's office for more information at (806) 775-1097. This report can be seen on the Internet at [www.co.lubbock.tx.us](http://www.co.lubbock.tx.us).

Respectfully submitted,

A handwritten signature in blue ink that reads "Kathy Williams". The signature is fluid and cursive, with a long horizontal stroke at the end.

Kathy Williams  
County Auditor

CONSOLIDATED BALANCE SHEET FOR 2023 3

OBJ	OBJ DESCRIPTION	NET CHANGE FOR PERIOD	ACCOUNT BALANCE
ASSETS			
100200	CASH ACCOUNT	288,667.32	6,536,365.10
100201	JURY FUND	.00	25,000.00
100202	FEDERAL TAX ACCOUNT	.00	5,000.00
100205	SO FORFEITED CONTRABAND	.00	361,948.71
100206	SO INMATE COMMISSARY ACCOUNT	.00	4,054,847.60
100207	SO INMATE PROGRAM DONATIONS	.00	7,154.96
100208	CDA BUSINESS CRIMES	-246.80	89,071.81
100209	CDA FORFEITED ASSETS	-421.01	111,485.72
100210	SPAT PROGRAM INCOME	7,237.66	36,918.51
100211	SPAT FEDERAL INCOME	.01	2.45
100213	CDA JAG 20	164.89	49,725.85
100214	CDA JAG 21	342.99	103,438.76
100215	CDA JAG 19	-.01	.00
100235	JP1 CREDIT CARD	-1,272.50	13,487.50
100236	JP1 E FILE ACCOUNT	28.00	2,513.00
100238	JP2 CREDIT CARD	-1,057.63	6,610.12
100239	JP2 E FILE ACCOUNT	-131.00	2,714.00
100241	JP3 CREDIT CARD	2,044.70	15,463.00
100242	JP3 E FILE ACCOUNT	1,319.00	3,629.00
100244	JP4 CREDIT CARD	782.00	11,670.00
100245	JP4 E FILE ACCOUNT	33.00	238.00
100263	DRC REVENUE ACCOUNT	.00	50.00
100400	CHANGE FUNDS	.00	2,250.00
100403	CDA DEA INVESTIGATION	.00	10,000.00
100802	INVESTMENTS	.00	347,206.80
101901	DEA CASH LNB	.00	217,220.81
105000	CLAIM ON CASH	23,183,908.34	188,609,824.16
117000	DELINQUENT TAXES	.00	3,112,809.92
117001	PRE 1972 DELINQUENT TAXES	.00	216,478.27
119900	EST UNCOLL DLNQNT TAXES	.00	-3,097,408.50
122100	ACCOUNTS RECEIVABLE	118,670.57	1,371,413.77
122200	ACCOUNTS RECEIVABLE-GRANTS	-255,056.00	.00
126300	WOODROW VFD	.00	40,000.00
127200	SHALLOWATER VFD	.00	215,767.00
127400	BUFFALO SPRINGS VFD	.00	13,800.00
129000	RETURNED CHECKS RECEIVABLE	61.00	3,366.32
131000	MEDINA COUNTY	383.31	7,998.02
131100	ANDREWS COUNTY	6,134.03	10,993.03
131101	BEXAR COUNTY	.00	1,650.00
131102	452ND JUDICIAL DISTRICT	-1,000.00	.00
131103	259TH JUDICIAL DISTRICT	345.00	4,095.00
131210	CHEROKEE COUNTY	4,250.00	4,250.00
131400	FLOYD COUNTY	.00	3,825.00
131600	GARZA COUNTY	125.00	375.00
131700	HALE COUNTY	-2,250.00	5,000.00
131800	HOCKLEY COUNTY	125.00	3,875.00
131850	HUNT COUNTY	4,495.00	9,210.00
131900	LYNN COUNTY	-3,375.00	375.00

CONSOLIDATED BALANCE SHEET FOR 2023 3

OBJ	OBJ DESCRIPTION	NET CHANGE FOR PERIOD	ACCOUNT BALANCE
<b>ASSETS</b>			
131910	NAVARRO COUNTY	2,750.00	2,750.00
132101	GRAY COUNTY	-7,375.00	18,750.00
132200	TERRY COUNTY	-2,335.00	4,503.00
132400	PECOS COUNTY	1,875.00	1,875.00
132700	LAMB COUNTY	500.00	2,600.00
132800	BAILEY/PARMER COUNTIES	.00	-1,050.00
132900	MOORE COUNTY	1,845.00	1,845.00
133100	DEAF SMITH COUNTY	6,500.00	19,450.00
133400	HUTCHINSON COUNTY	3,875.00	4,500.00
134101	MIDLAND COUNTY	.00	2,986.11
134200	RANDALL/POTTER COUNTY	-3,300.00	3,610.00
134300	BOWIE COUNTY	1,750.00	8,500.00
134400	COMAL COUNTY	3,935.00	4,375.00
135300	SWISHER/CASTRO COUNTY	-1,750.00	2,625.00
135401	NOLAN COUNTY	-2,739.82	3,875.00
135701	OCHILTREE COUNTY	2,000.00	2,000.00
135801	100th JUDICIAL DISTRICT	2,404.95	8,469.95
138700	ROCKWALL COUNTY	.00	2,500.00
139800	FINES, FEES, COURT COST REC	.00	132,761.01
139900	FINES, FEES ALLOW FOR UNCOLL	.00	-26,552.19
147001	UNAMORTIZED PREM/DISC	.00	-1,447,931.65
147500	ADVANCE TO DISP RES FUND	.00	50.00
150200	DUE FROM COUNTY CLERK	.00	950.00
150300	DUE FROM DISTRICT CLERK	.00	550.00
150400	DUE FROM JP PRECINCT 1 FUND	.00	10,200.00
150500	DUE FROM JP PRECINCT 2 FUND	.00	10,300.00
150600	DUE FROM JP PRECINCT 3 FUND	.00	15,140.00
150700	DUE FROM JP PRECINCT 4 FUND	.00	10,000.00
151000	DUE FROM TAX AGENCY	.00	8,750.00
154000	DUE FROM INSURANCE CLEARING	.00	15,000.00
154600	DUE FROM SHERIFF AGENCY	.00	8,000.00
158100	DUE FROM LAW LIBRARY	.00	50.00
162100	PREPAID INSURANCE	.00	89,149.07
162600	PREPAID EXPENSES/CONTRACTS	.00	220,830.16
	<b>TOTAL ASSETS</b>	<b>23,364,242.00</b>	<b>201,693,119.15</b>
<b>LIABILITIES</b>			
200000	FICA TAXES PAYABLE	-2,253.06	-294,583.61
200100	MEDICARE	-122.98	-68,894.55
200200	WITHHOLDING PAYABLE	10,952.90	-197,400.15
200300	RETIREMENT PAYABLE	17,558.60	-447,834.12
200400	HEALTH INSURANCE PAYABLE	-4,221.12	-399,646.02
200500	UNEMPLOYMENT PAYABLE	1,789.08	-3,196.12
200700	WORKERS COMP PAYABLE	-28.42	-74,395.00
200900	PAYABLE TO UNITED WAY	212.31	-958.55
201000	DEFERRED COMP PAYABLE	-205.45	-19,117.06

CONSOLIDATED BALANCE SHEET FOR 2023 3

OBJ	OBJ DESCRIPTION	NET CHANGE FOR PERIOD	ACCOUNT BALANCE
<b>LIABILITIES</b>			
201100	PARKING WITHHELD	39.00	-2,710.50
201200	DENTAL INSURANCE PAYABLE	-188.27	-23,998.20
201401	SUPPLEMENTAL LIFE & AD&D	-33.86	-16,371.29
201600	CHILD SUPPORT PAYABLE	-774.74	-10,574.70
201700	GARNISHMENTS PAYABLE	.00	-138.46
201800	CHILD SUPPORT PAYABLE	.00	-121.47
202500	FSA-MEDICAL PAYABLE	-755,346.17	-794,047.37
202600	FSA-CHILD CARE PAYABLE	-1,011.50	-1,780.70
202900	VISION PAYABLE	-72.55	-4,361.64
204100	LEOSE-CONSTABLE 1	.00	-7,176.37
204200	LEOSE-CONSTABLE 2	.00	-2,249.80
204300	LEOSE-CONSTABLE 3	.00	-3,451.52
204400	LEOSE-CONSTABLE 4	.00	-8,308.66
210000	ACCOUNTS PAYABLE	-1,195.20	-10,513.79
210010	ACCRUED WAGES	739,571.51	-1,024,177.35
210100	ACCOUNTS PAYABLE PENDING	2,306.36	-2,101,465.54
220110	JP PREC 1 DUE TO OTHERS	-1,369.34	-25,496.58
220210	JP PREC 2 DUE TO OTHERS	-1,247.79	-67,439.74
220300	JP PREC 3 DUE TO OTHERS	2,085.00	-45,414.99
220430	JP PREC 4 DUE TO OTHERS	-1,890.00	-108,057.81
221110	DUE TO COLLECTION AGENCY	-2.27	-2,727.00
221200	DUE TO CHILD PASS SAFETY SEAT	.15	.00
221300	DUE TO JUROR DONATIONS	.00	-142.00
223100	DUE TO (CVC) COMP TO VICTIMS	85.89	-2.48
223200	DUE TO CJC	41.28	2.00
223300	DUE TO LEOA	2.06	.10
223400	DUE TO JCPT	3.88	-.05
223800	DUE TO ARREST FEE-STATE	854.81	-358.12
223900	DUE TO LEMI	1.03	.05
224000	DUE TO CRIME STOPPERS	4.13	.20
224900	TRUANT CONDUCT FEE	-50.00	-200.00
225100	DUE TO FLSI (INDIGENTS)	-41.62	-142.72
225200	DUE TO FA (FUGITIVE APPR)	-8.70	-21.82
225300	DUE TO CCC (CONS CRT COST	-12.40	-12.40
225400	DUE TO JCD (JUV CR DELIQ)	-.04	-.04
225500	DUE TO TP (TIME PAYMENT)	267.90	-465.21
225700	CMIT FINE	.00	-32.90
225800	STF	10,707.53	-571.81
225810	STF 2	-15,083.21	-15,083.21
225900	NONDISCLOSURE FEE	-28.00	-28.00
226000	SEXUAL ASSAULT	-360.00	-505.00
226100	NEW CCC	-1,231.36	-5,078.50
226200	EMS TRAUMA FUND	-1,824.65	-4,823.44
226300	FAILURE TO APPEAR- FTA-STATE	-384.35	-1,274.12
226400	OMNIBASE PROGRAM	-277.33	-769.79
226500	BAIL BOND FEE STATE	1,122.00	1,122.00
226600	DUE TO COMP (BIRTH CERT FEE)	-19.80	-37.80
226700	DUE TO COMP (MARRIAGE LICENSE)	-4,490.00	-11,080.00

CONSOLIDATED BALANCE SHEET FOR 2023 3

OBJ	OBJ DESCRIPTION	NET CHANGE FOR PERIOD	ACCOUNT BALANCE
<b>LIABILITIES</b>			
226800	DUE TO COMP (JSAL FUND)	-9.65	-45.14
226900	DIST CLERK JUDICIAL FEE	-304.69	-711.88
227000	JURY REIMBURSEMENT FEE	-77.36	-341.40
227100	JUDICIAL SUPPORT PMT-CIVIL	-252.71	-609.09
227200	JUDICIAL SUPPORT PMT-CRIMINAL	-118.11	-513.11
227300	E-FILING FEE-CRIMINAL	-5.55	-25.11
227400	E-FILING FEE-CIVIL	-80.70	-353.45
227500	UNCLAIMED FUNDS-ESCHEAT	-41.46	-353,186.77
227700	UNCLAIMED FUNDS	.00	-73,785.47
227800	BAIL BOND BOARD	.00	-13,423.00
228000	INMATE BENEFITS-REFUSED CKS	.00	-395.58
228100	DUE TO DRUG COURT FEE	72.63	-185.52
228110	INDIGENT DEFENSE FEE	-38.73	-163.87
228200	DNA TESTING FEE	4.40	-57.77
228400	CIVIL JUSTICE FEE	-.80	-2.61
228500	JUD/CRT PERSONNEL TRAINING FEE	-.25	-37.10
228600	7TH COA JUDICIAL SUPPORT FEE	274.78	-1,101.35
228700	DNA TESTING (CS) FEE	.17	-1.44
228900	TX HOME VISITING FEE	-45.00	-100.00
229000	TRUANCY PREVENTION & DIVERSION	-46.18	-149.85
229200	CSCD COURT COST	18.00	-15.25
229300	CSCD FINES	24.00	-98.00
229400	CSCD-DPS FEES	969.81	-783.50
229600	DUE TO CCC STATE	-15,432.90	-64,901.73
229800	State CCC - Civil	-17,001.00	-48,713.00
229850	State CCC Civil - Subsequent F	.00	-45.00
229900	FAMILY VIOLENCE FINE	-243.00	-4,740.66
241100	DUE TO GENERAL FUND	.00	-50.00
241110	ADVANCE FROM GENERAL FUND	.00	-50.00
260100	OTHER LIABILITIES	.00	-100.00
260510	EXTRADITION BONDS	-1,746.39	-149,301.04
271400	NET DELINQUENCY TAX REC	.00	-231,879.72
271520	PAVING ESCROW	.00	-29,650.91
271600	SUB DIVISION PAVING ESCRO	.00	-75,340.48
279900	FINES, FEES, COURT COST PAY	.00	-106,208.82
280300	UNDISTRIBUTED INTEREST	-527,029.84	-966,550.82
	<b>TOTAL LIABILITIES</b>	<b>-567,279.29</b>	<b>-7,929,732.16</b>
<b>FUND BALANCE</b>			
360000	UNRESERVED UNDESIGNATED	.00	-153,246,750.63
360001	EXPENDITURES	26,149,152.80	54,235,789.64
360002	REVENUES	-48,946,115.51	-93,877,426.00
360100	RESERVE-INS DEDUCTIBLE	.00	-875,000.00
360202	ENCUMBRANCES	-305,223.02	38,091,718.14
360203	FB CURRENT ENCUMBRANCES	305,223.02	-38,091,718.14
360300	BUDGET FUND BAL UNRESERVED	60,000.00	308,074.00

**CONSOLIDATED BALANCE SHEET FOR 2023 3**

OBJ	OBJ DESCRIPTION	NET CHANGE FOR PERIOD	ACCOUNT BALANCE
FUND BALANCE			
360301	APPROPRIATIONS	4,599,116.00	-358,400,235.00
360302	BUDGETED REVENUES	-4,659,116.00	358,092,161.00
	TOTAL FUND BALANCE	-22,796,962.71	-193,763,386.99
	TOTAL LIABILITIES + FUND BALANCE	-23,364,242.00	-201,693,119.15

\*\* END OF REPORT - Generated by Scott, Rhonda \*\*



Lubbock County, Texas  
City Bank - Bank Balance Report  
December 2022

Account Name	Beginning Balance	Increase/ (Decrease)	Ending Balance
A INSURANCE CLEARING	\$9,472.38	(\$1,920.95)	\$7,551.43
A JURY	\$25,000.00	\$0.00	\$25,000.00
A LC FSA Account	\$45,424.30	\$690.87	\$46,115.17
A PAYROLL	\$2,074.50	\$1,673.86	\$3,748.36
A POOLED CASH	\$8,390,217.15	\$8,070,451.29	\$16,460,668.44
A TREASURER FED TAX	\$5,000.00	\$0.00	\$5,000.00
A WORKERS COMP	\$12,594.75	\$19,827.06	\$32,421.81
BAIL BOND	\$663,956.47	(\$1,500.00)	\$662,456.47
BB SPECIAL ACCOUNT	\$15,825.00	\$6,405.00	\$22,230.00
CASH BOND	\$448,230.00	(\$8,150.00)	\$440,080.00
CC CREDIT CARD ACCOUNT	\$0.00	\$0.00	\$0.00
CC E FILE ACCOUNT	\$0.00	\$0.00	\$0.00
CC GENERAL	\$97,804.31	\$10,122.54	\$107,926.85
CC REGISTRY FUND	\$828,946.70	\$103,483.94	\$932,430.64
CDA BUSINESS CRIMES	\$96,818.66	\$2,301.20	\$99,119.86
CDA COMPTROLLER	\$7,568.05	(\$2,105.93)	\$5,462.12
CDA DPS FORFEITURE	\$16,580.72	\$1,358.00	\$17,938.72
CDA FORFEITED	\$124,998.52	\$12,840.67	\$137,839.19
CDA JAG14	\$0.00	\$0.00	\$0.00
CDA JAG15	\$103,095.77	\$0.00	\$103,095.77
CDA JAG19	\$0.01	(\$0.01)	\$0.00
CDA JAG20	\$49,560.96	\$0.01	\$49,560.97
CDA RESTITUTION	\$29,017.08	\$295.56	\$29,312.64
CDA SEIZURE	\$245,910.84	(\$22,788.80)	\$223,122.04
CDA TRUST FUND	\$157,356.23	\$170.67	\$157,526.90
CRTC COMMISSARY	\$3,782.54	(\$520.47)	\$3,262.07
CRTC REVENUE FUND	\$6,995.94	(\$4,589.94)	\$2,406.00
CRTC TRUST FUND	\$56,754.82	(\$5,832.89)	\$50,921.93
CSCD CREDIT CARD	\$174,623.93	(\$17,382.65)	\$157,241.28
CSCD Health	\$10.00	\$0.00	\$10.00
CSCD OPERATING	\$78,094.48	\$5,110.13	\$83,204.61
DC CREDIT CARD ACCT-Sara Smith	\$0.00	\$0.00	\$0.00
DC CUSTODIAL-Sara Smith	\$2,126,431.87	(\$92,103.33)	\$2,034,328.54
DC E FILE ACCOUNT-Sara Smith	\$0.00	\$0.00	\$0.00
DC GENERAL-Sara Smith	\$439,342.53	\$4,068.08	\$443,410.61
DIST CT ONLINE ACCESS	\$0.00	\$0.00	\$0.00
DIST CT PRE-TRIAL CCARD	\$0.00	\$0.00	\$0.00
DRC CHECKING	\$12,993.51	\$9,002.75	\$21,996.26
HOST COURT	\$3,783.75	\$0.00	\$3,783.75
JP 1	\$9,770.00	\$800.00	\$10,570.00
JP 1 CREDIT CARD	\$14,261.00	(\$2,034.50)	\$12,226.50
JP 1 E File Account	\$2,333.00	\$104.00	\$2,437.00
JP 2	\$10,863.00	\$0.00	\$10,863.00
JP 2 CREDIT CARD	\$7,667.75	(\$1,401.63)	\$6,266.12
JP 2 E File Account	\$2,612.00	(\$278.00)	\$2,334.00
JP 3	\$15,140.00	\$0.00	\$15,140.00
JP 3 CREDIT CARD	\$11,877.30	\$3,080.70	\$14,958.00
JP 3 E File Account	\$2,096.00	\$1,395.00	\$3,491.00
JP 4	\$10,756.00	\$0.00	\$10,756.00
JP 4 CREDIT CARD	\$9,589.00	\$1,437.00	\$11,026.00
JP 4 E File Account	\$205.00	\$33.00	\$238.00
JPO FEE ACCOUNT	\$795.00	(\$515.00)	\$280.00
JUVENILE PROBATION CCARD	\$0.00	\$0.00	\$0.00
LC VENUE PROJECT FUND	\$6,247,697.78	\$252,963.65	\$6,500,661.43
MEDICAL EXAMINER	\$165.00	(\$165.00)	\$0.00
PARKS PCT. 1 REVENUE ACCOUNT	\$0.00	\$0.00	\$0.00
PARKS PCT. 2 REVENUE ACCOUNT	\$0.00	\$0.00	\$0.00
PUBLIC WORKS CREDIT CARD	\$210.00	(\$210.00)	\$0.00
RK TAC	\$639.99	\$280.01	\$920.00
RK TAC BEER AND LIQU	\$13,014.00	(\$10,141.00)	\$2,873.00
RK TAC CERT OF TITLE	\$83,662.28	(\$6,017.28)	\$77,645.00
RK TAC CHARGE CARD	\$58,873.99	\$54,280.45	\$113,154.44
RK TAC CHECK CLEARIN	\$346,757.11	\$14,890.75	\$361,647.86
RK TAC DPS DL RENEWAL	\$385.00	(\$25.00)	\$360.00
RK TAC EFT ACCOUNT	\$142,575.70	\$74,180.72	\$216,756.42
RK TAC MOTOR VEHICLE	\$1,651,289.78	(\$115,850.98)	\$1,535,438.80
RK TAC OMNIBUS	\$912,627.47	\$24,052.88	\$936,680.35
SHERIFF'S RECOVERED FUNDS	\$10,000.00	\$0.00	\$10,000.00
SO FORFEITED	\$380,502.71	(\$62,308.00)	\$318,194.71
SO INMATE	\$297,883.84	(\$103,560.12)	\$194,323.72
SO SEIZED FUNDS	\$184,821.61	\$0.00	\$184,821.61
SO SHERIFF	\$33,709.76	\$275,635.24	\$309,345.00
SPATTF FEDERAL ACCT	\$2.44	\$0.00	\$2.44
SPATTF PROGRAM INCOM	\$29,955.92	\$6,844.93	\$36,800.85
	\$25,499,162.22	\$8,498,378.48	\$33,269,383.68

# Revenue Summaries Report

---

For Fiscal: 2022-2023 Period Ending 12/31/22

**Account Summary**

**REVENUE SUMMARIES REPORT**  
**ACCOUNT SUMMARY REPORT DECEMBER 2022**

FOR 2023 03

	ORIGINAL ESTIM REV	REVISED EST REV	ACTUAL YTD REVENUE	ACTUAL MTD REVENUE	REMAINING REVENUE	PCT COLL
<b>011 GENERAL FUND</b>						
<b>40 Tax Collections</b>						
011 400100	CURRENT AD VALOREM TAXE	84,581,753.00	84,581,753.00	33,206,376.10	27,739,683.14	51,375,376.90 39.3
011 400400	PEN & INT - CURRENT LEV	346,785.00	346,785.00	.00	.00	346,785.00 .0
011 400500	DELIQ TAXES - PRIOR YEA	515,949.00	515,949.00	125,928.17	59,994.15	390,020.83 24.4
011 400600	PEN & INT - PRIOR YEARS	262,203.00	262,203.00	65,456.88	20,017.12	196,746.12 25.0
011 401000	COUNTY SALES & USE TAX	35,692,533.00	35,692,533.00	2,785,279.54	2,785,279.54	32,907,253.46 7.8
TOTAL Tax Collections		121,399,223.00	121,399,223.00	36,183,040.69	30,604,973.95	85,216,182.31 29.8%
<b>41 Licenses/Permits</b>						
011 410100	COUNTY CLERK	63,599.00	63,599.00	14,512.30	4,063.50	49,086.70 22.8
011 410200	BEER & LIQUOR PERMITS	130,820.00	130,820.00	22,002.00	12,689.00	108,818.00 16.8
TOTAL Licenses/Permits		194,419.00	194,419.00	36,514.30	16,752.50	157,904.70 18.8%
<b>42 Intergovernmental</b>						
011 420100	GRANT REVENUE	.00	18,930.00	18,929.54	.00	.46 100.0
011 420210	STATE MIXED DRINK TAX	1,752,468.00	1,752,468.00	166,258.20	166,258.20	1,586,209.80 9.5
011 420500	BINGO TAX PROCEEDS	243,273.00	243,273.00	.00	.00	243,273.00 .0
011 420900	STATE - COUNTY COURTS	284,045.00	284,045.00	10,050.00	5,050.00	273,995.00 3.5
011 421210	STRADUS A/G CHILD SUPPO	1,300.00	1,300.00	128.57	128.57	1,171.43 9.9
011 422020	INTER LOCAL AGREEMENT-C	582,265.00	582,265.00	144,516.64	144,516.64	437,748.36 24.8
011 424800	GRANT ADMINISTRATION RE	2,500.00	2,500.00	247.87	215.67	2,252.13 9.9
011 425000	INDIGENT DEFENSE GRANT	255,056.00	255,056.00	.00	.00	255,056.00 .0
TOTAL Intergovernmental		3,120,907.00	3,139,837.00	340,130.82	316,169.08	2,799,706.18 10.8%
<b>43 Fees</b>						
011 430200	COUNTY JUDGE	8,664.00	8,664.00	1,638.00	540.00	7,026.00 18.9

**REVENUE SUMMARIES REPORT**  
**ACCOUNT SUMMARY REPORT DECEMBER 2022**

FOR 2023 03

	ORIGINAL ESTIM REV	REVISED EST REV	ACTUAL YTD REVENUE	ACTUAL MTD REVENUE	REMAINING REVENUE	PCT COLL
011 430300 COUNTY CLERK	1,731,871.00	1,731,871.00	271,140.03	87,618.09	1,460,730.97	15.7
011 430520 J.E.P.J. FEES	4,712.00	4,712.00	.00	.00	4,712.00	.0
011 430600 VRED - TAPE	150.00	150.00	.00	.00	150.00	.0
011 430700 TRAFFIC	5,880.00	5,880.00	987.07	303.30	4,892.93	16.8
011 430800 CHILD SAFETY - CS	1,039.00	1,039.00	242.32	84.57	796.68	23.3
011 431000 TAX ASSESSOR/COLLECTOR	41,404.00	41,404.00	8,750.00	4,581.00	32,654.00	21.1
011 431100 TAX OFFICE DPS DL RENEW	5,000.00	5,000.00	1,025.00	435.00	3,975.00	20.5
011 431500 INDIGENT DEFENSE FEE	150.00	150.00	18.64	18.64	131.36	12.4
011 431600 JURY FEE COUNTY	1,109.00	1,109.00	282.31	87.45	826.69	25.5
011 432200 PASSPORT FEE - DIST CLE	30,000.00	30,000.00	.00	.00	30,000.00	.0
011 432300 DISTRICT CLERK FEES	398,271.00	398,271.00	72,992.15	23,509.25	325,536.85	18.3
011 432500 PROSECUTOR'S FEES	6,787.00	6,787.00	2,290.30	638.18	4,496.70	33.7
011 433100 JP PRECINCT 1	42,450.00	42,450.00	11,041.60	3,640.17	31,408.40	26.0
011 433200 JP PRECINCT 2	42,570.00	42,570.00	13,609.41	3,963.38	28,960.59	32.0
011 433300 JP PRECINCT 3	55,750.00	55,750.00	19,993.19	5,982.11	35,756.81	35.9
011 433400 JP PRECINCT 4	26,000.00	26,000.00	7,654.08	2,348.37	18,345.92	29.4
011 434000 DISTRICT ATTORNEY	850.00	850.00	181.42	51.52	668.58	21.3
011 434500 MEDICAL EXAMINER	.00	.00	165.00	165.00	-165.00	100.0
011 434600 SHERIFF	300,000.00	300,000.00	67,676.99	22,060.22	232,523.01	22.5
011 434800 CONSTABLES	397,671.00	397,671.00	157,190.00	48,200.00	240,481.00	39.5
011 435000 DEFENSIVE DRIVING FEE	4,700.00	4,700.00	2,033.83	456.90	2,666.17	43.3
011 435100 SS FEE-INMATE	10,000.00	10,000.00	3,200.00	400.00	6,800.00	32.0
011 435200 ISSUED WARRANT EXECUTIO	30,000.00	30,000.00	6,221.05	2,079.39	23,778.95	20.7
011 435300 ARREST FEES - COUNTY	8,000.00	8,000.00	1,392.91	414.24	6,607.09	17.4
011 435410 FAMILY PROTECTION FEE	2,000.00	2,000.00	.00	.00	2,000.00	.0
011 435600 COURT INITIATED GUARDIA	35,000.00	35,000.00	6,750.00	2,250.00	28,250.00	19.3
011 436000 CMIT FINE COMMISSION	200.00	200.00	.00	.00	200.00	.0
011 436100 CMI FINE COMMISSION	1.00	1.00	.00	.00	1.00	.0
011 436200 BAT COMMISSIONS	5.00	5.00	.00	.00	5.00	.0
011 437400 VITAL STATISTICS PRESER	5,221.00	5,221.00	1,098.00	313.00	4,123.00	21.0
<b>TOTAL Fees</b>	<b>3,195,455.00</b>	<b>3,195,455.00</b>	<b>657,573.30</b>	<b>210,139.78</b>	<b>2,538,339.70</b>	<b>20.6%</b>

**44 Commissions**

011 440100 MOTOR VEHICLE SALES TAX	3,311,337.00	3,311,337.00	.00	.00	3,311,337.00	.0
011 440200 CERTIFICATE OF TITLE CO	408,110.00	408,110.00	64,945.00	31,540.00	343,165.00	15.9
011 440300 MOTOR VEHICLE COMMISSIO	617,613.00	617,613.00	146,498.90	47,821.25	471,114.10	23.7
011 440500 (CVC) COMP TO VICTIMS O	111.00	111.00	14.27	14.27	96.73	12.9
011 440600 LEOA COMMISSION	1.00	1.00	.30	.30	.70	30.0
011 440800 BEER & LIQUOR COMMISSIO	800.00	800.00	265.00	265.00	535.00	33.1
011 441100 CJC COMMISSION	10.00	10.00	6.00	6.00	4.00	60.0

**REVENUE SUMMARIES REPORT**  
**ACCOUNT SUMMARY REPORT DECEMBER 2022**

FOR 2023 03

	ORIGINAL ESTIM REV	REVISED EST REV	ACTUAL YTD REVENUE	ACTUAL MTD REVENUE	REMAINING REVENUE	PCT COLL
011 441200 JCPT COMMISSION	5.00	5.00	.52	.52	4.48	10.4
011 441400 JPD COMM	100.00	100.00	.00	.00	100.00	.0
011 441600 ARREST FEES - COMM	8,834.00	8,834.00	1,432.50	1,432.50	7,401.50	16.2
011 441700 LEMI COMMISSION	1.00	1.00	.15	.15	.85	15.0
011 441800 CRIMESTOPPERS-COMM	1.00	1.00	.60	.60	.40	60.0
011 442000 GENERAL REVENUE COMM GR	1.00	1.00	.00	.00	1.00	.0
011 442200 DNA TESTING FEE	75.00	75.00	7.56	7.56	67.44	10.1
011 442400 SEPTIC INSPECTION	129,200.00	129,200.00	35,240.00	10,650.00	93,960.00	27.3
011 442500 FLSI COMM	2,000.00	2,000.00	8.05	8.05	1,991.95	.4
011 442600 FA COMM	25.00	25.00	2.78	2.78	22.22	11.1
011 442700 CCC COMM	150.00	150.00	1.38	1.38	148.62	.9
011 442800 JCD COMM	1.00	1.00	.00	.00	1.00	.0
011 442900 TP COMM (40%)	1,800.00	1,800.00	222.11	222.11	1,577.89	12.3
011 443000 JE COMM (10%)	2,700.00	2,700.00	333.16	333.16	2,366.84	12.3
011 443500 NEW CCC COMM	6,134.00	6,134.00	602.62	602.62	5,531.38	9.8
011 443600 EMS TRAUMA FUND COMM	1,920.00	1,920.00	588.28	588.28	1,331.72	30.6
011 444000 STF COMM	147.00	147.00	30.10	30.10	116.90	20.5
011 444100 STF_COMM	3,500.00	3,500.00	628.47	628.47	2,871.53	18.0
011 444200 DNA (CS)	50.00	50.00	.17	.17	49.83	.3
011 444300 CIVIL DATA JUSTICE FEE	5.00	5.00	.30	.30	4.70	6.0
011 444500 BAIL BOND FEE COMM	5,756.00	5,756.00	1,122.00	1,122.00	4,634.00	19.5
011 444600 COMM DC JUDICIAL FUND	518.00	518.00	58.54	58.54	459.46	11.3
011 444700 JURY REIMBURSEMENT FEE	252.00	252.00	39.05	39.05	212.95	15.5
011 445000 TIME PAYMENT - COUNTY	14,000.00	14,000.00	4,486.74	1,485.81	9,513.26	32.0
011 445400 CCC STATE COMM	35,484.00	35,484.00	7,603.13	7,603.13	27,880.87	21.4
<b>TOTAL Commissions</b>	<b>4,550,641.00</b>	<b>4,550,641.00</b>	<b>264,137.68</b>	<b>104,464.10</b>	<b>4,286,503.32</b>	<b>5.8%</b>

**45 Charges for Services**

011 450200 JURY FEES	31,771.00	31,771.00	10,075.68	3,433.52	21,695.32	31.7
011 450400 BOARD BILLS - INMATE	2,055,155.00	2,055,155.00	217,575.00	106,875.00	1,837,580.00	10.6
011 452100 COURT REPORTER FEES	87,629.00	87,629.00	25,489.90	8,598.02	62,139.10	29.1
<b>TOTAL Charges for Services</b>	<b>2,174,555.00</b>	<b>2,174,555.00</b>	<b>253,140.58</b>	<b>118,906.54</b>	<b>1,921,414.42</b>	<b>11.6%</b>

**46 Fines/Forfeitures**

011 460100 JP PRECINCT 1	156,306.00	156,306.00	28,950.78	10,131.62	127,355.22	18.5
011 460200 JP PRECINCT 2	40,596.00	40,596.00	8,079.70	2,696.47	32,516.30	19.9

**REVENUE SUMMARIES REPORT**  
**ACCOUNT SUMMARY REPORT DECEMBER 2022**

FOR 2023 03

	ORIGINAL ESTIM REV	REVISED EST REV	ACTUAL YTD REVENUE	ACTUAL MTD REVENUE	REMAINING REVENUE	PCT COLL
011 460300 JP PRECINCT 3	62,434.00	62,434.00	7,784.91	2,284.61	54,649.09	12.5
011 460400 JP PRECINCT 4	161,939.00	161,939.00	20,791.14	5,711.16	141,147.86	12.8
011 460800 COUNTY COURT AT LAW 1	2,130.00	2,130.00	.00	.00	2,130.00	.0
011 460900 COUNTY COURT AT LAW 2	2,000.00	2,000.00	667.32	85.00	1,332.68	33.4
011 461100 DISTRICT CLERK FINES	11,768.00	11,768.00	2,432.40	892.11	9,335.60	20.7
011 461210 FORFEITURES	67,519.00	67,519.00	36,427.50	7,262.50	31,091.50	54.0
<b>TOTAL Fines/Forfeitures</b>	<b>504,692.00</b>	<b>504,692.00</b>	<b>105,133.75</b>	<b>29,063.47</b>	<b>399,558.25</b>	<b>20.8%</b>

**47 Interest**

011 470000 INTEREST INCOME	197,197.00	197,197.00	112,406.25	9,686.71	84,790.75	57.0
<b>TOTAL Interest</b>	<b>197,197.00</b>	<b>197,197.00</b>	<b>112,406.25</b>	<b>9,686.71</b>	<b>84,790.75</b>	<b>57.0%</b>

**48 Other Revenue**

011 480200 RENTALS-BUILDINGS	452,970.00	452,970.00	107,861.21	31,609.72	345,108.79	23.8
011 480300 PARKING LOTS	54,643.00	54,643.00	13,998.00	4,624.00	40,645.00	25.6
011 480510 DISPOSAL OF PROPERTY	50,000.00	50,000.00	290.50	154.50	49,709.50	.6
011 480600 INSURANCE REIMBURSEMENT	50,000.00	50,000.00	.00	.00	50,000.00	.0
011 480700 JURY REIMBURSEMENTS FRO	73,707.00	73,707.00	.00	.00	73,707.00	.0
011 481100 REIMBURSEMENTS-TELETYPE	1,000.00	1,000.00	236.00	96.00	764.00	23.6
011 481300 REFUND - ATTORNEY FEES	50,000.00	50,000.00	6,285.15	2,038.69	43,714.85	12.6
011 481500 OTHER REFUNDS/REIMBURSE	50,000.00	50,000.00	.00	.00	50,000.00	.0
011 481710 PAY PHONE COMMISSION	835,000.00	835,000.00	137,009.61	67,891.63	697,990.39	16.4
011 482600 ELECTION REVENUES	100.00	100.00	5.00	2.00	95.00	5.0
011 483000 INTEREST-LCAD	19,216.00	19,216.00	585.20	363.57	18,630.80	3.0
011 484200 REIMB-INMATE TRANSPORTA	40,992.00	40,992.00	3,568.00	3,568.00	37,424.00	8.7
011 489900 OTHER REVENUE	500,000.00	500,000.00	29,738.14	12,721.12	470,261.86	5.9
<b>TOTAL Other Revenue</b>	<b>2,177,628.00</b>	<b>2,177,628.00</b>	<b>299,576.81</b>	<b>123,069.23</b>	<b>1,878,051.19</b>	<b>13.8%</b>

**73 Draws**

011 736100 DRAW FROM RESERVES	2,141,660.00	2,141,660.00	.00	.00	2,141,660.00	.0
<b>TOTAL Draws</b>	<b>2,141,660.00</b>	<b>2,141,660.00</b>	<b>.00</b>	<b>.00</b>	<b>2,141,660.00</b>	<b>.0%</b>

**80 Transfers**

**REVENUE SUMMARIES REPORT**  
**ACCOUNT SUMMARY REPORT DECEMBER 2022**

FOR 2023 03

	ORIGINAL ESTIM REV	REVISED EST REV	ACTUAL YTD REVENUE	ACTUAL MTD REVENUE	REMAINING REVENUE	PCT COLL
<b>011 840300 XFER FROM WORKERS COMP</b>	2,900,000.00	2,900,000.00	.00	.00	2,900,000.00	.0
TOTAL Transfers	2,900,000.00	2,900,000.00	.00	.00	2,900,000.00	.0%
TOTAL GENERAL FUND	142,556,377.00	142,575,307.00	38,251,654.18	31,533,225.36	104,324,110.82	26.8%
TOTAL REVENUES	142,556,377.00	142,575,307.00	38,251,654.18	31,533,225.36	104,324,110.82	
<b>020 CONSOLIDATED ROAD AND BRIDGE</b>						
<b>42 Intergovernmental</b>						
020 420408 STATE-LATERAL ROADS	52,500.00	52,500.00	51,963.50	.00	536.50	99.0
020 420700 AUTOMOBILE REGISTRATION	360,000.00	360,000.00	.00	.00	360,000.00	.0
TOTAL Intergovernmental	412,500.00	412,500.00	51,963.50	.00	360,536.50	12.6%
<b>45 Charges for Services</b>						
020 451800 SUBDIVISION PLAT FEE	10,000.00	10,000.00	11,700.00	4,600.00	-1,700.00	117.0
020 452000 VEHICLE REG.- SPECIAL F	2,600,000.00	2,600,000.00	547,490.00	191,910.00	2,052,510.00	21.1
020 452200 GROSS WEIGHT FEE	147,000.00	147,000.00	.00	.00	147,000.00	.0
TOTAL Charges for Services	2,757,000.00	2,757,000.00	559,190.00	196,510.00	2,197,810.00	20.3%
<b>47 Interest</b>						
020 470000 INTEREST INCOME	10,000.00	10,000.00	2,922.94	.00	7,077.06	29.2
TOTAL Interest	10,000.00	10,000.00	2,922.94	.00	7,077.06	29.2%
<b>48 Other Revenue</b>						
020 480510 DISPOSAL OF PROPERTY	362,500.00	362,500.00	135,000.00	135,000.00	227,500.00	37.2
020 489900 OTHER REVENUE	10,000.00	10,000.00	708.00	168.00	9,292.00	7.1

**REVENUE SUMMARIES REPORT**  
**ACCOUNT SUMMARY REPORT DECEMBER 2022**

FOR 2023 03

	ORIGINAL ESTIM REV	REVISED EST REV	ACTUAL YTD REVENUE	ACTUAL MTD REVENUE	REMAINING REVENUE	PCT COLL
TOTAL Other Revenue	372,500.00	372,500.00	135,708.00	135,168.00	236,792.00	36.4%
<b>73 Draws</b>						
020 736100 DRAW FROM RESERVES	800,000.00	800,000.00	.00	.00	800,000.00	.0
TOTAL Draws	800,000.00	800,000.00	.00	.00	800,000.00	.0%
<b>80 Transfers</b>						
020 801100 XFER FROM GENERAL FUND	8,200,104.00	8,341,204.00	8,341,204.00	8,341,204.00	.00	100.0
020 803100 XFER FROM PREC. NO.1 PA	58,484.00	58,484.00	58,484.00	58,484.00	.00	100.0
020 803300 XFER FROM PCT 3 PARK	58,484.00	58,484.00	58,484.00	58,484.00	.00	100.0
020 803400 XFER FROM PCT 4 PARK	58,484.00	58,484.00	58,484.00	58,484.00	.00	100.0
020 810600 XFER FROM ARPA	4,000,000.00	4,000,000.00	.00	.00	4,000,000.00	.0
TOTAL Transfers	12,375,556.00	12,516,656.00	8,516,656.00	8,516,656.00	4,000,000.00	68.0%
TOTAL CONSOLIDATED ROAD AND BR	16,727,556.00	16,868,656.00	9,266,440.44	8,848,334.00	7,602,215.56	54.9%
TOTAL REVENUES	16,727,556.00	16,868,656.00	9,266,440.44	8,848,334.00	7,602,215.56	
<b>031 PRECINCT 1 PARK</b>						
<b>40 Tax collections</b>						
031 400100 CURRENT AD VALOREM TAXE	134,643.00	134,643.00	54,900.78	45,862.58	79,742.22	40.8
031 400400 PEN & INT - CURRENT LEV	552.00	552.00	.00	.00	552.00	.0
031 400500 DELIQ TAXES - PRIOR YEA	821.00	821.00	198.21	94.43	622.79	24.1
031 400600 PEN & INT - PRIOR YEARS	417.00	417.00	103.01	31.50	313.99	24.7
TOTAL Tax Collections	136,433.00	136,433.00	55,202.00	45,988.51	81,231.00	40.5%
<b>47 Interest</b>						
031 470000 INTEREST INCOME	2,500.00	2,500.00	1,138.12	.00	1,361.88	45.5



**REVENUE SUMMARIES REPORT**  
**ACCOUNT SUMMARY REPORT DECEMBER 2022**

FOR 2023 03

	ORIGINAL ESTIM REV	REVISED EST REV	ACTUAL YTD REVENUE	ACTUAL MTD REVENUE	REMAINING REVENUE	PCT COLL
TOTAL Interest	2,500.00	2,500.00	1,138.12	.00	1,361.88	45.5%
<b>48 Other Revenue</b>						
031 481600 CONTRIBUTIONS	16,000.00	16,000.00	2,200.00	600.00	13,800.00	13.8
TOTAL Other Revenue	16,000.00	16,000.00	2,200.00	600.00	13,800.00	13.8%
<b>73 Draws</b>						
031 736100 DRAW FROM RESERVES	47,811.00	47,811.00	.00	.00	47,811.00	.0
TOTAL Draws	47,811.00	47,811.00	.00	.00	47,811.00	.0%
TOTAL PRECINCT 1 PARK	202,744.00	202,744.00	58,540.12	46,588.51	144,203.88	28.9%
TOTAL REVENUES	202,744.00	202,744.00	58,540.12	46,588.51	144,203.88	
<b>032 SLATON/ROOSEVELT PARK</b>						
<b>40 Tax Collections</b>						
032 400100 CURRENT AD VALOREM TAXE	134,643.00	134,643.00	54,900.78	45,862.58	79,742.22	40.8
032 400400 PEN & INT - CURRENT LEV	552.00	552.00	.00	.00	552.00	.0
032 400500 DELIQU TAXES - PRIOR YEA	821.00	821.00	198.21	94.43	622.79	24.1
032 400600 PEN & INT - PRIOR YEARS	417.00	417.00	103.01	31.50	313.99	24.7
TOTAL Tax Collections	136,433.00	136,433.00	55,202.00	45,988.51	81,231.00	40.5%
<b>47 Interest</b>						
032 470000 INTEREST INCOME	750.00	750.00	115.24	.00	634.76	15.4
TOTAL Interest	750.00	750.00	115.24	.00	634.76	15.4%
<b>48 Other Revenue</b>						
032 481600 CONTRIBUTIONS	8,000.00	8,000.00	2,425.00	1,050.00	5,575.00	30.3

**REVENUE SUMMARIES REPORT**  
**ACCOUNT SUMMARY REPORT DECEMBER 2022**

FOR 2023 03

	ORIGINAL ESTIM REV	REVISED EST REV	ACTUAL YTD REVENUE	ACTUAL MTD REVENUE	REMAINING REVENUE	PCT COLL
TOTAL Other Revenue	8,000.00	8,000.00	2,425.00	1,050.00	5,575.00	30.3%
TOTAL SLATON/ROOSEVELT PARK	145,183.00	145,183.00	57,742.24	47,038.51	87,440.76	39.8%
TOTAL REVENUES	145,183.00	145,183.00	57,742.24	47,038.51	87,440.76	
<b>033 IDALOU/NEW DEAL PARK</b>						
<b>40 Tax Collections</b>						
033 400100 CURRENT AD VALOREM TAXE	134,643.00	134,643.00	54,900.78	45,862.58	79,742.22	40.8
033 400400 PEN & INT - CURRENT LEV	552.00	552.00	.00	.00	552.00	.0
033 400500 DELIQ TAXES - PRIOR YEA	821.00	821.00	198.21	94.43	622.79	24.1
033 400600 PEN & INT - PRIOR YEARS	417.00	417.00	103.01	31.50	313.99	24.7
TOTAL Tax Collections	136,433.00	136,433.00	55,202.00	45,988.51	81,231.00	40.5%
<b>47 Interest</b>						
033 470000 INTEREST INCOME	1,000.00	1,000.00	618.84	.00	381.16	61.9
TOTAL Interest	1,000.00	1,000.00	618.84	.00	381.16	61.9%
<b>48 Other Revenue</b>						
033 481600 CONTRIBUTIONS	6,200.00	6,200.00	1,700.00	900.00	4,500.00	27.4
TOTAL Other Revenue	6,200.00	6,200.00	1,700.00	900.00	4,500.00	27.4%
<b>73 Draws</b>						
033 736100 DRAW FROM RESERVES	20,399.00	20,399.00	.00	.00	20,399.00	.0
TOTAL Draws	20,399.00	20,399.00	.00	.00	20,399.00	.0%
TOTAL IDALOU/NEW DEAL PARK	164,032.00	164,032.00	57,520.84	46,888.51	106,511.16	35.1%
TOTAL REVENUES	164,032.00	164,032.00	57,520.84	46,888.51	106,511.16	

**REVENUE SUMMARIES REPORT**  
**ACCOUNT SUMMARY REPORT DECEMBER 2022**

FOR 2023 03

	ORIGINAL ESTIM REV	REVISED EST REV	ACTUAL YTD REVENUE	ACTUAL MTD REVENUE	REMAINING REVENUE	PCT COLL
<b>034 SHALLOWATER PARK</b>						
<b>40 Tax Collections</b>						
034 400100 CURRENT AD VALOREM TAXE	134,643.00	134,643.00	54,900.78	45,862.58	79,742.22	40.8
034 400400 PEN & INT - CURRENT LEV	552.00	552.00	.00	.00	552.00	.0
034 400500 DELIQ TAXES - PRIOR YEA	821.00	821.00	198.21	94.43	622.79	24.1
034 400600 PEN & INT - PRIOR YEARS	417.00	417.00	103.01	31.50	313.99	24.7
TOTAL Tax Collections	136,433.00	136,433.00	55,202.00	45,988.51	81,231.00	40.5%
<b>47 Interest</b>						
034 470000 INTEREST INCOME	1,000.00	1,000.00	678.76	.00	321.24	67.9
TOTAL Interest	1,000.00	1,000.00	678.76	.00	321.24	67.9%
<b>48 Other Revenue</b>						
034 481600 CONTRIBUTIONS	2,250.00	2,250.00	1,350.00	650.00	900.00	60.0
TOTAL Other Revenue	2,250.00	2,250.00	1,350.00	650.00	900.00	60.0%
<b>73 Draws</b>						
034 736100 DRAW FROM RESERVES	59,948.00	59,948.00	.00	.00	59,948.00	.0
TOTAL Draws	59,948.00	59,948.00	.00	.00	59,948.00	.0%
TOTAL SHALLOWATER PARK	199,631.00	199,631.00	57,230.76	46,638.51	142,400.24	28.7%
TOTAL REVENUES	199,631.00	199,631.00	57,230.76	46,638.51	142,400.24	

**041 PERMANENT IMPROVEMENT**

**40 Tax Collections**

041 400100 CURRENT AD VALOREM TAXE	2,691,734.00	2,691,734.00	1,098,014.51	917,250.79	1,593,719.49	40.8
------------------------------------	--------------	--------------	--------------	------------	--------------	------

**REVENUE SUMMARIES REPORT**  
**ACCOUNT SUMMARY REPORT DECEMBER 2022**

FOR 2023 03

	ORIGINAL ESTIM REV	REVISED EST REV	ACTUAL YTD REVENUE	ACTUAL MTD REVENUE	REMAINING REVENUE	PCT COLL
041 400400 PEN & INT - CURRENT LEV	11,036.00	11,036.00	.00	.00	11,036.00	.0
041 400500 DELIQ TAXES - PRIOR YEA	16,420.00	16,420.00	3,964.30	1,888.66	12,455.70	24.1
041 400600 PEN & INT - PRIOR YEARS	8,344.00	8,344.00	2,060.63	630.16	6,283.37	24.7
TOTAL Tax Collections	2,727,534.00	2,727,534.00	1,104,039.44	919,769.61	1,623,494.56	40.5%
<b>47 Interest</b>						
041 470000 INTEREST INCOME	35,000.00	35,000.00	11,619.23	.00	23,380.77	33.2
TOTAL Interest	35,000.00	35,000.00	11,619.23	.00	23,380.77	33.2%
<b>48 Other Revenue</b>						
041 483500 CRTS LEASE	483,732.00	483,732.00	120,933.00	40,311.00	362,799.00	25.0
TOTAL Other Revenue	483,732.00	483,732.00	120,933.00	40,311.00	362,799.00	25.0%
<b>73 Draws</b>						
041 736100 DRAW FROM RESERVES	2,762,883.00	2,762,883.00	.00	.00	2,762,883.00	.0
TOTAL Draws	2,762,883.00	2,762,883.00	.00	.00	2,762,883.00	.0%
<b>80 Transfers</b>						
041 801100 XFER FROM GENERAL FUND	.00	.00	318,562.00	318,562.00	-318,562.00	100.0
041 805100 XFER FROM LCJJC	3,610,000.00	3,858,074.00	.00	.00	3,858,074.00	.0
TOTAL Transfers	3,610,000.00	3,858,074.00	318,562.00	318,562.00	3,539,512.00	8.3%
TOTAL PERMANENT IMPROVEMENT	9,619,149.00	9,867,223.00	1,555,153.67	1,278,642.61	8,312,069.33	15.8%
TOTAL REVENUES	9,619,149.00	9,867,223.00	1,555,153.67	1,278,642.61	8,312,069.33	

**043 LCETRZ NO1 TAX INCREMENT FUND**

**47 Interest**

**REVENUE SUMMARIES REPORT**  
**ACCOUNT SUMMARY REPORT DECEMBER 2022**

FOR 2023 03

	ORIGINAL ESTIM REV	REVISED EST REV	ACTUAL YTD REVENUE	ACTUAL MTD REVENUE	REMAINING REVENUE	PCT COLL
<b>043 470000 INTEREST INCOME</b>	1,000.00	1,000.00	438.75	.00	561.25	43.9
TOTAL Interest	1,000.00	1,000.00	438.75	.00	561.25	43.9%
<b>80 Transfers</b>						
<b>043 801100 XFER FROM GENERAL FUND</b>	190,000.00	190,000.00	.00	.00	190,000.00	.0
TOTAL Transfers	190,000.00	190,000.00	.00	.00	190,000.00	.0%
TOTAL LCETRZ NO1 TAX INCREMENT	191,000.00	191,000.00	438.75	.00	190,561.25	.2%
TOTAL REVENUES	191,000.00	191,000.00	438.75	.00	190,561.25	
<b>046 TJJD (P) JJAEP GRANT</b>						
<b>42 Intergovernmental</b>						
<b>046 420390 TJJD-P JJAEP GRANT REVE</b>	80,000.00	80,000.00	5,420.50	.00	74,579.50	6.8
TOTAL Intergovernmental	80,000.00	80,000.00	5,420.50	.00	74,579.50	6.8%
TOTAL TJJD (P) JJAEP GRANT	80,000.00	80,000.00	5,420.50	.00	74,579.50	6.8%
TOTAL REVENUES	80,000.00	80,000.00	5,420.50	.00	74,579.50	
<b>047 TJJD (R) REG DIVERSION GRANT</b>						
<b>42 Intergovernmental</b>						
<b>047 420170 TJJD (R) GRANT REVENUE</b>	15,628.00	15,628.00	13,433.68	.00	2,194.32	86.0
TOTAL Intergovernmental	15,628.00	15,628.00	13,433.68	.00	2,194.32	86.0%
TOTAL TJJD (R) REG DIVERSION G	15,628.00	15,628.00	13,433.68	.00	2,194.32	86.0%
TOTAL REVENUES	15,628.00	15,628.00	13,433.68	.00	2,194.32	
<b>049 TJJD (S) PREV/INTER GRANT</b>						
<b>42 Intergovernmental</b>						

**REVENUE SUMMARIES REPORT**  
**ACCOUNT SUMMARY REPORT DECEMBER 2022**

FOR 2023 03

	ORIGINAL ESTIM REV	REVISED EST REV	ACTUAL YTD REVENUE	ACTUAL MTD REVENUE	REMAINING REVENUE	PCT COLL
<b>049 424900 TJPC-S GRANT REVENUE</b>	.00	.00	27,500.00	5,500.00	-27,500.00	100.0
TOTAL Intergovernmental	.00	.00	27,500.00	5,500.00	-27,500.00	100.0%
TOTAL TJJD (S) PREV/INTER GRAN	.00	.00	27,500.00	5,500.00	-27,500.00	100.0%
TOTAL REVENUES	.00	.00	27,500.00	5,500.00	-27,500.00	
<b>050 JUVENILE STAR PROGRAM</b>						
<b>42 Intergovernmental</b>						
<b>050 424000 STAR PROGRAM-JUVENILE</b>	425,000.00	425,000.00	.00	.00	425,000.00	.0
TOTAL Intergovernmental	425,000.00	425,000.00	.00	.00	425,000.00	.0%
<b>48 Other Revenue</b>						
<b>050 489900 OTHER REVENUE</b>	1,895.00	1,895.00	.00	.00	1,895.00	.0
TOTAL Other Revenue	1,895.00	1,895.00	.00	.00	1,895.00	.0%
<b>80 Transfers</b>						
<b>050 805100 XFER FROM LCJJC</b>	198,595.00	198,595.00	.00	.00	198,595.00	.0
<b>050 805400 XFER FRM TJPC JUV COMM</b>	36,005.00	36,005.00	.00	.00	36,005.00	.0
TOTAL Transfers	234,600.00	234,600.00	.00	.00	234,600.00	.0%
TOTAL JUVENILE STAR PROGRAM	661,495.00	661,495.00	.00	.00	661,495.00	.0%
TOTAL REVENUES	661,495.00	661,495.00	.00	.00	661,495.00	
<b>051 JUVENILE PROBATION</b>						
<b>45 Charges for Services</b>						
<b>051 451900 JUVENILE PROBATION FEES</b>	5,000.00	5,000.00	1,373.00	1,055.00	3,627.00	27.5

**REVENUE SUMMARIES REPORT**  
**ACCOUNT SUMMARY REPORT DECEMBER 2022**

FOR 2023 03

	ORIGINAL ESTIM REV	REVISED EST REV	ACTUAL YTD REVENUE	ACTUAL MTD REVENUE	REMAINING REVENUE	PCT COLL
TOTAL Charges for Services	5,000.00	5,000.00	1,373.00	1,055.00	3,627.00	27.5%
<b>47 Interest</b>						
051 470000 INTEREST INCOME	10,000.00	10,000.00	17,284.61	.00	-7,284.61	172.8
TOTAL Interest	10,000.00	10,000.00	17,284.61	.00	-7,284.61	172.8%
<b>48 Other Revenue</b>						
051 489900 OTHER REVENUE	2,000.00	2,000.00	211.27	211.27	1,788.73	10.6
TOTAL Other Revenue	2,000.00	2,000.00	211.27	211.27	1,788.73	10.6%
<b>73 Draws</b>						
051 736100 DRAW FROM RESERVES	3,610,000.00	3,610,000.00	.00	.00	3,610,000.00	.0
TOTAL Draws	3,610,000.00	3,610,000.00	.00	.00	3,610,000.00	.0%
<b>80 Transfers</b>						
051 801100 XFER FROM GENERAL FUND	8,458,221.00	8,458,221.00	2,114,555.25	704,851.75	6,343,665.75	25.0
TOTAL Transfers	8,458,221.00	8,458,221.00	2,114,555.25	704,851.75	6,343,665.75	25.0%
TOTAL JUVENILE PROBATION	12,085,221.00	12,085,221.00	2,133,424.13	706,118.02	9,951,796.87	17.7%
TOTAL REVENUES	12,085,221.00	12,085,221.00	2,133,424.13	706,118.02	9,951,796.87	
<b>054 TJJD (A) JUV PROB COMM GRANT</b>						
<b>42 Intergovernmental</b>						
054 421500 TJPC-A STATE AID	1,665,568.00	1,665,568.00	442,724.16	109,487.00	1,222,843.84	26.6

**REVENUE SUMMARIES REPORT**  
**ACCOUNT SUMMARY REPORT DECEMBER 2022**

FOR 2023 03

	ORIGINAL ESTIM REV	REVISED EST REV	ACTUAL YTD REVENUE	ACTUAL MTD REVENUE	REMAINING REVENUE	PCT COLL
TOTAL Intergovernmental	1,665,568.00	1,665,568.00	442,724.16	109,487.00	1,222,843.84	26.6%
<b>80 Transfers</b>						
054 805100 XFER FROM LCJJC	536,010.00	536,010.00	.00	.00	536,010.00	.0
TOTAL Transfers	536,010.00	536,010.00	.00	.00	536,010.00	.0%
TOTAL TJJD (A) JUV PROB COMM G	2,201,578.00	2,201,578.00	442,724.16	109,487.00	1,758,853.84	20.1%
TOTAL REVENUES	2,201,578.00	2,201,578.00	442,724.16	109,487.00	1,758,853.84	
<b>055 JUVENILE DETENTION</b>						
<b>45 Charges for Services</b>						
055 451300 CONTRACTSERV-OTHER COUN	550,000.00	550,000.00	250,570.00	90,475.00	299,430.00	45.6
TOTAL Charges for Services	550,000.00	550,000.00	250,570.00	90,475.00	299,430.00	45.6%
<b>80 Transfers</b>						
055 805100 XFER FROM LCJJC	4,882,696.00	4,882,696.00	.00	.00	4,882,696.00	.0
TOTAL Transfers	4,882,696.00	4,882,696.00	.00	.00	4,882,696.00	.0%
TOTAL JUVENILE DETENTION	5,432,696.00	5,432,696.00	250,570.00	90,475.00	5,182,126.00	4.6%
TOTAL REVENUES	5,432,696.00	5,432,696.00	250,570.00	90,475.00	5,182,126.00	
<b>057 JUVENILE FOOD SERVICE</b>						
<b>42 Intergovernmental</b>						
057 426600 DHS SCHOOL MEAL PROGRAM	150,000.00	150,000.00	35,121.61	.00	114,878.39	23.4



**REVENUE SUMMARIES REPORT**  
**ACCOUNT SUMMARY REPORT DECEMBER 2022**

FOR 2023 03

	ORIGINAL ESTIM REV	REVISED EST REV	ACTUAL YTD REVENUE	ACTUAL MTD REVENUE	REMAINING REVENUE	PCT COLL
<b>057 426700 DHS COMMODITIES PROGRAM</b>	7,449.00	7,449.00	.00	.00	7,449.00	.0
TOTAL Intergovernmental	157,449.00	157,449.00	35,121.61	.00	122,327.39	22.3%
<b>48 Other Revenue</b>						
<b>057 489900 OTHER REVENUE</b>	6,405.00	6,405.00	.00	.00	6,405.00	.0
TOTAL Other Revenue	6,405.00	6,405.00	.00	.00	6,405.00	.0%
<b>80 Transfers</b>						
<b>057 805100 XFER FROM LCJJC</b>	255,242.00	255,242.00	.00	.00	255,242.00	.0
TOTAL Transfers	255,242.00	255,242.00	.00	.00	255,242.00	.0%
TOTAL JUVENILE FOOD SERVICE	419,096.00	419,096.00	35,121.61	.00	383,974.39	8.4%
TOTAL REVENUES	419,096.00	419,096.00	35,121.61	.00	383,974.39	
<b>064 TJJD (E) TITLE IV E GRANT</b>						
<b>42 Intergovernmental</b>						
<b>064 420380 TITLE IV-E TJPC (E)</b>	98,000.00	98,000.00	3,118.91	.00	94,881.09	3.2
TOTAL Intergovernmental	98,000.00	98,000.00	3,118.91	.00	94,881.09	3.2%
<b>80 Transfers</b>						
<b>064 805100 XFER FROM LCJJC</b>	106,400.00	106,400.00	.00	.00	106,400.00	.0
TOTAL Transfers	106,400.00	106,400.00	.00	.00	106,400.00	.0%
TOTAL TJJD (E) TITLE IV E GRAN	204,400.00	204,400.00	3,118.91	.00	201,281.09	1.5%
TOTAL REVENUES	204,400.00	204,400.00	3,118.91	.00	201,281.09	
<b>067 CJD DWI COURT GRANT</b>						

**REVENUE SUMMARIES REPORT**  
**ACCOUNT SUMMARY REPORT DECEMBER 2022**

FOR 2023 03

	ORIGINAL ESTIM REV	REVISED EST REV	ACTUAL YTD REVENUE	ACTUAL MTD REVENUE	REMAINING REVENUE	PCT COLL
<b>42 Intergovernmental</b>						
067 420100 GRANT REVENUE	32,951.00	32,951.00	7,724.35	6,102.55	25,226.65	23.4
TOTAL Intergovernmental	32,951.00	32,951.00	7,724.35	6,102.55	25,226.65	23.4%
TOTAL CJD DWI COURT GRANT	32,951.00	32,951.00	7,724.35	6,102.55	25,226.65	23.4%
TOTAL REVENUES	32,951.00	32,951.00	7,724.35	6,102.55	25,226.65	
<b>070 ON LINE ACCESS</b>						
<b>43 Fees</b>						
070 436910 ONLINE ACCESS FEE	35,000.00	35,000.00	.00	.00	35,000.00	.0
TOTAL Fees	35,000.00	35,000.00	.00	.00	35,000.00	.0%
<b>47 Interest</b>						
070 470000 INTEREST INCOME	1,000.00	1,000.00	692.30	.00	307.70	69.2
TOTAL Interest	1,000.00	1,000.00	692.30	.00	307.70	69.2%
<b>73 Draws</b>						
070 736100 DRAW FROM RESERVES	149,000.00	149,000.00	.00	.00	149,000.00	.0
TOTAL Draws	149,000.00	149,000.00	.00	.00	149,000.00	.0%
TOTAL ON LINE ACCESS	185,000.00	185,000.00	692.30	.00	184,307.70	.4%
TOTAL REVENUES	185,000.00	185,000.00	692.30	.00	184,307.70	
<b>072 CJD DRUG COURT GRANT</b>						
<b>42 Intergovernmental</b>						
072 420100 GRANT REVENUE	44,092.00	44,092.00	4,916.53	4,896.13	39,175.47	11.2

**REVENUE SUMMARIES REPORT**  
**ACCOUNT SUMMARY REPORT DECEMBER 2022**

FOR 2023 03

	ORIGINAL ESTIM REV	REVISED EST REV	ACTUAL YTD REVENUE	ACTUAL MTD REVENUE	REMAINING REVENUE	PCT COLL
TOTAL Intergovernmental	44,092.00	44,092.00	4,916.53	4,896.13	39,175.47	11.2%
TOTAL CJD DRUG COURT GRANT	44,092.00	44,092.00	4,916.53	4,896.13	39,175.47	11.2%
TOTAL REVENUES	44,092.00	44,092.00	4,916.53	4,896.13	39,175.47	
<b>074 COUNTY DRUG COURT COURT COST</b>						
<b>43 Fees</b>						
074 437000 DRUG COURT FEE	20,000.00	20,000.00	5,385.55	1,889.69	14,614.45	26.9
TOTAL Fees	20,000.00	20,000.00	5,385.55	1,889.69	14,614.45	26.9%
<b>47 Interest</b>						
074 470000 INTEREST INCOME	700.00	700.00	579.85	.00	120.15	82.8
TOTAL Interest	700.00	700.00	579.85	.00	120.15	82.8%
<b>73 Draws</b>						
074 736100 DRAW FROM RESERVES	12,540.00	12,540.00	.00	.00	12,540.00	.0
TOTAL Draws	12,540.00	12,540.00	.00	.00	12,540.00	.0%
TOTAL COUNTY DRUG COURT COURT	33,240.00	33,240.00	5,965.40	1,889.69	27,274.60	17.9%
TOTAL REVENUES	33,240.00	33,240.00	5,965.40	1,889.69	27,274.60	
<b>075 DISPUTE RESOLUTION</b>						
<b>43 Fees</b>						
075 438000 ADR FEES	246,000.00	246,000.00	58,041.58	18,944.24	187,958.42	23.6

**REVENUE SUMMARIES REPORT**  
**ACCOUNT SUMMARY REPORT DECEMBER 2022**

FOR 2023 03

	ORIGINAL ESTIM REV	REVISED EST REV	ACTUAL YTD REVENUE	ACTUAL MTD REVENUE	REMAINING REVENUE	PCT COLL
075 438100 ADMIN FEES	24,000.00	24,000.00	2,657.20	880.00	21,342.80	11.1
075 438210 MEDIATION FEES	56,400.00	56,400.00	7,804.58	2,773.33	48,595.42	13.8
075 438400 TRAINING FEES	23,125.00	23,125.00	950.00	750.00	22,175.00	4.1
075 438500 ADR FEE OTH COUNTY	540.00	540.00	.00	.00	540.00	.0
075 438600 CLIENT SERVICES	4,500.00	4,500.00	.00	.00	4,500.00	.0
<b>TOTAL Fees</b>	<b>354,565.00</b>	<b>354,565.00</b>	<b>69,453.36</b>	<b>23,347.57</b>	<b>285,111.64</b>	<b>19.6%</b>
<b>47 Interest</b>						
075 470000 INTEREST INCOME	.00	.00	-11.35	.00	11.35	100.0
<b>TOTAL Interest</b>	<b>.00</b>	<b>.00</b>	<b>-11.35</b>	<b>.00</b>	<b>11.35</b>	<b>100.0%</b>
<b>73 Draws</b>						
075 736100 DRAW FROM RESERVES	24,461.00	24,461.00	.00	.00	24,461.00	.0
<b>TOTAL Draws</b>	<b>24,461.00</b>	<b>24,461.00</b>	<b>.00</b>	<b>.00</b>	<b>24,461.00</b>	<b>.0%</b>
<b>TOTAL DISPUTE RESOLUTION</b>	<b>379,026.00</b>	<b>379,026.00</b>	<b>69,442.01</b>	<b>23,347.57</b>	<b>309,583.99</b>	<b>18.3%</b>
<b>TOTAL REVENUES</b>	<b>379,026.00</b>	<b>379,026.00</b>	<b>69,442.01</b>	<b>23,347.57</b>	<b>309,583.99</b>	
<b>076 USDA AG MEDIATION GRANT</b>						
<b>42 Intergovernmental</b>						
076 422010 FSA-USDA GRANT REVENUE	300,000.00	300,000.00	.00	.00	300,000.00	.0
<b>TOTAL Intergovernmental</b>	<b>300,000.00</b>	<b>300,000.00</b>	<b>.00</b>	<b>.00</b>	<b>300,000.00</b>	<b>.0%</b>
<b>43 Fees</b>						
076 438220 PROGRAM INCOME	1,500.00	1,500.00	81.25	.00	1,418.75	5.4
<b>TOTAL Fees</b>	<b>1,500.00</b>	<b>1,500.00</b>	<b>81.25</b>	<b>.00</b>	<b>1,418.75</b>	<b>5.4%</b>

**REVENUE SUMMARIES REPORT**  
**ACCOUNT SUMMARY REPORT DECEMBER 2022**

FOR 2023 03

	ORIGINAL ESTIM REV	REVISED EST REV	ACTUAL YTD REVENUE	ACTUAL MTD REVENUE	REMAINING REVENUE	PCT COLL
<b>48 Other Revenue</b>						
076 480000 IN-KIND REVENUE	118,500.00	118,500.00	.00	.00	118,500.00	.0
TOTAL Other Revenue	118,500.00	118,500.00	.00	.00	118,500.00	.0%
TOTAL USDA AG MEDIATION GRANT	420,000.00	420,000.00	81.25	.00	419,918.75	.0%
TOTAL REVENUES	420,000.00	420,000.00	81.25	.00	419,918.75	
<b>077 DOMESTIC RELATIONS OFFICE</b>						
<b>42 Intergovernmental</b>						
077 420100 GRANT REVENUE	.00	15,000.00	15,000.00	15,000.00	.00	100.0
TOTAL Intergovernmental	.00	15,000.00	15,000.00	15,000.00	.00	100.0%
<b>43 Fees</b>						
077 438010 DRO FEES LUBBOCK COUNTY	19,200.00	19,200.00	3,246.54	1,130.08	15,953.46	16.9
077 438200 SERVICE FEES	32,400.00	32,400.00	3,968.13	1,925.00	28,431.87	12.2
077 438510 SUPERVISED VISITATION	20,000.00	20,000.00	441.00	170.00	19,559.00	2.2
077 438700 COMMUNITY SUPERVISION	108,000.00	108,000.00	8,136.34	.00	99,863.66	7.5
TOTAL Fees	179,600.00	179,600.00	15,792.01	3,225.08	163,807.99	8.8%
<b>47 Interest</b>						
077 470000 INTEREST INCOME	.00	.00	49.97	.00	-49.97	100.0
TOTAL Interest	.00	.00	49.97	.00	-49.97	100.0%
<b>73 Draws</b>						
077 736100 DRAW FROM RESERVES	32,744.00	32,744.00	.00	.00	32,744.00	.0

**REVENUE SUMMARIES REPORT**  
**ACCOUNT SUMMARY REPORT DECEMBER 2022**

FOR 2023 03

	ORIGINAL ESTIM REV	REVISED EST REV	ACTUAL YTD REVENUE	ACTUAL MTD REVENUE	REMAINING REVENUE	PCT COLL
TOTAL Draws	32,744.00	32,744.00	.00	.00	32,744.00	.0%
TOTAL DOMESTIC RELATIONS OFFIC	212,344.00	227,344.00	30,841.98	18,225.08	196,502.02	13.6%
TOTAL REVENUES	212,344.00	227,344.00	30,841.98	18,225.08	196,502.02	
<b>078 MEDIATION &amp; MENTAL HEALTH GRAN</b>						
<b>42 Intergovernmental</b>						
078 420100 GRANT REVENUE	.00	1,437.00	1,437.23	.00	-.23	100.0
TOTAL Intergovernmental	.00	1,437.00	1,437.23	.00	-.23	100.0%
<b>48 Other Revenue</b>						
078 480000 IN-KIND REVENUE	.00	809.00	361.10	.00	447.90	44.6
TOTAL Other Revenue	.00	809.00	361.10	.00	447.90	44.6%
<b>80 Transfers</b>						
078 807500 XFER FROM DISPUTE RESOL	.00	151.00	90.77	.00	60.23	60.1
TOTAL Transfers	.00	151.00	90.77	.00	60.23	60.1%
TOTAL MEDIATION & MENTAL HEALT	.00	2,397.00	1,889.10	.00	507.90	78.8%
TOTAL REVENUES	.00	2,397.00	1,889.10	.00	507.90	
<b>079 VENUE HOT &amp; STVR TAX</b>						
<b>40 Tax Collections</b>						
079 401200 HOT TAX	2,000,000.00	2,000,000.00	429,862.69	210,494.07	1,570,137.31	21.5

**REVENUE SUMMARIES REPORT**  
**ACCOUNT SUMMARY REPORT DECEMBER 2022**

FOR 2023 03

	ORIGINAL ESTIM REV	REVISED EST REV	ACTUAL YTD REVENUE	ACTUAL MTD REVENUE	REMAINING REVENUE	PCT COLL
079 401400 HOT TAX PENALTY & INTER	4,000.00	4,000.00	365.16	365.16	3,634.84	9.1
079 401600 SHORT TERM VEHICLE RENT	700,000.00	700,000.00	138,411.80	66,000.67	561,588.20	19.8
079 401700 STVR PENALTY AND INTERE	1,000.00	1,000.00	9.85	9.85	990.15	1.0
TOTAL Tax Collections	2,705,000.00	2,705,000.00	568,649.50	276,869.75	2,136,350.50	21.0%
<b>47 Interest</b>						
079 470000 INTEREST INCOME	30,000.00	30,000.00	57,462.72	21,124.22	-27,462.72	191.5
TOTAL Interest	30,000.00	30,000.00	57,462.72	21,124.22	-27,462.72	191.5%
<b>48 Other Revenue</b>						
079 489900 OTHER REVENUE	.00	.00	473.77	-9,326.65	-473.77	100.0
TOTAL Other Revenue	.00	.00	473.77	-9,326.65	-473.77	100.0%
TOTAL VENUE HOT & STVR TAX	2,735,000.00	2,735,000.00	626,585.99	288,667.32	2,108,414.01	22.9%
TOTAL REVENUES	2,735,000.00	2,735,000.00	626,585.99	288,667.32	2,108,414.01	

**081 LAW LIBRARY**

**45 Charges for Services**

081 450900 COUNTY CLERK	67,500.00	67,500.00	14,000.00	4,655.00	53,500.00	20.7
081 451000 DISTRICT CLERK	104,700.00	104,700.00	21,280.11	7,277.63	83,419.89	20.3
TOTAL Charges for Services	172,200.00	172,200.00	35,280.11	11,932.63	136,919.89	20.5%

**47 Interest**

081 470000 INTEREST INCOME	.00	.00	-3.81	.00	3.81	100.0
TOTAL Interest	.00	.00	-3.81	.00	3.81	100.0%

**48 Other Revenue**

**REVENUE SUMMARIES REPORT**  
**ACCOUNT SUMMARY REPORT DECEMBER 2022**

FOR 2023 03

	ORIGINAL ESTIM REV	REVISED EST REV	ACTUAL YTD REVENUE	ACTUAL MTD REVENUE	REMAINING REVENUE	PCT COLL
<b>081 484601 COPIES-NETWORK PRINTER</b>	200.00	200.00	38.40	13.40	161.60	19.2
TOTAL Other Revenue	200.00	200.00	38.40	13.40	161.60	19.2%
<b>80 Transfers</b>						
<b>081 801100 XFER FROM GENERAL FUND</b>	28,710.00	28,710.00	28,710.00	28,710.00	.00	100.0
TOTAL Transfers	28,710.00	28,710.00	28,710.00	28,710.00	.00	100.0%
TOTAL LAW LIBRARY	201,110.00	201,110.00	64,024.70	40,656.03	137,085.30	31.8%
TOTAL REVENUES	201,110.00	201,110.00	64,024.70	40,656.03	137,085.30	
<b>083 ELECTION SERVICES</b>						
<b>45 Charges for Services</b>						
<b>083 453000 ELECTION SERVICES CONTR</b>	769,775.00	769,775.00	97,000.00	.00	672,775.00	12.6
TOTAL Charges for Services	769,775.00	769,775.00	97,000.00	.00	672,775.00	12.6%
TOTAL ELECTION SERVICES	769,775.00	769,775.00	97,000.00	.00	672,775.00	12.6%
TOTAL REVENUES	769,775.00	769,775.00	97,000.00	.00	672,775.00	
<b>084 HELP AMERICA VOTE ACT</b>						
<b>42 Intergovernmental</b>						
<b>084 420100 GRANT REVENUE</b>	4,024,697.00	4,024,697.00	325.64	.00	4,024,371.36	.0
TOTAL Intergovernmental	4,024,697.00	4,024,697.00	325.64	.00	4,024,371.36	.0%
TOTAL HELP AMERICA VOTE ACT	4,024,697.00	4,024,697.00	325.64	.00	4,024,371.36	.0%
TOTAL REVENUES	4,024,697.00	4,024,697.00	325.64	.00	4,024,371.36	

**085 ELECTION ADMINISTRATION**

45 Charges for Services



**REVENUE SUMMARIES REPORT**  
**ACCOUNT SUMMARY REPORT DECEMBER 2022**

FOR 2023 03

	ORIGINAL ESTIM REV	REVISED EST REV	ACTUAL YTD REVENUE	ACTUAL MTD REVENUE	REMAINING REVENUE	PCT COLL
<b>085 453000 ELECTION SERVICES CONTR</b>	64,000.00	64,000.00	.00	.00	64,000.00	.0
TOTAL Charges for Services	64,000.00	64,000.00	.00	.00	64,000.00	.0%
<b>47 Interest</b>						
<b>085 470000 INTEREST INCOME</b>	.00	.00	506.39	.00	-506.39	100.0
TOTAL Interest	.00	.00	506.39	.00	-506.39	100.0%
TOTAL ELECTION ADMINISTRATION	64,000.00	64,000.00	506.39	.00	63,493.61	.8%
TOTAL REVENUES	64,000.00	64,000.00	506.39	.00	63,493.61	
<b>086 ELECTION EQUIPMENT</b>						
<b>45 Charges for Services</b>						
<b>086 453000 ELECTION SERVICES CONTR</b>	75,000.00	75,000.00	.00	.00	75,000.00	.0
TOTAL Charges for Services	75,000.00	75,000.00	.00	.00	75,000.00	.0%
<b>47 Interest</b>						
<b>086 470000 INTEREST INCOME</b>	.00	.00	640.14	.00	-640.14	100.0
TOTAL Interest	.00	.00	640.14	.00	-640.14	100.0%
<b>73 Draws</b>						
<b>086 736100 DRAW FROM RESERVES</b>	100.00	100.00	.00	.00	100.00	.0
TOTAL Draws	100.00	100.00	.00	.00	100.00	.0%
TOTAL ELECTION EQUIPMENT	75,100.00	75,100.00	640.14	.00	74,459.86	.9%
TOTAL REVENUES	75,100.00	75,100.00	640.14	.00	74,459.86	

**REVENUE SUMMARIES REPORT**  
**ACCOUNT SUMMARY REPORT DECEMBER 2022**

FOR 2023 03

	ORIGINAL ESTIM REV	REVISED EST REV	ACTUAL YTD REVENUE	ACTUAL MTD REVENUE	REMAINING REVENUE	PCT COLL
<b>090 DIST CLK RECORDS MGT. AND PRES</b>						
<b>43 Fees</b>						
090 431200 DISTRICT CLERK RECORDS	18,800.00	18,800.00	143.64	44.87	18,656.36	.8
TOTAL Fees	18,800.00	18,800.00	143.64	44.87	18,656.36	.8%
<b>47 Interest</b>						
090 470000 INTEREST INCOME	600.00	600.00	128.28	.00	471.72	21.4
TOTAL Interest	600.00	600.00	128.28	.00	471.72	21.4%
<b>73 Draws</b>						
090 736100 DRAW FROM RESERVES	23,902.00	23,902.00	.00	.00	23,902.00	.0
TOTAL Draws	23,902.00	23,902.00	.00	.00	23,902.00	.0%
TOTAL DIST CLK RECORDS MGT. AN	43,302.00	43,302.00	271.92	44.87	43,030.08	.6%
TOTAL REVENUES	43,302.00	43,302.00	271.92	44.87	43,030.08	
<b>091 CTY CLK RECORDS MGT. AND PRES</b>						
<b>43 Fees</b>						
091 431200 COUNTY CLERK RECORDS MG	545,725.00	545,725.00	107,025.04	36,431.62	438,699.96	19.6
TOTAL Fees	545,725.00	545,725.00	107,025.04	36,431.62	438,699.96	19.6%
<b>47 Interest</b>						
091 470000 INTEREST INCOME	10,000.00	10,000.00	10,772.37	.00	-772.37	107.7

**REVENUE SUMMARIES REPORT**  
**ACCOUNT SUMMARY REPORT DECEMBER 2022**

FOR 2023 03

	ORIGINAL ESTIM REV	REVISED EST REV	ACTUAL YTD REVENUE	ACTUAL MTD REVENUE	REMAINING REVENUE	PCT COLL
TOTAL Interest	10,000.00	10,000.00	10,772.37	.00	-772.37	107.7%
<b>73 Draws</b>						
091 736100 DRAW FROM RESERVES	92,733.00	92,733.00	.00	.00	92,733.00	.0
TOTAL Draws	92,733.00	92,733.00	.00	.00	92,733.00	.0%
TOTAL CTY CLK RECORDS MGT. AND	648,458.00	648,458.00	117,797.41	36,431.62	530,660.59	18.2%
TOTAL REVENUES	648,458.00	648,458.00	117,797.41	36,431.62	530,660.59	
<b>092 CTY RECORDS MGT. AND PRES</b>						
<b>43 Fees</b>						
092 431400 COUNTY RECORDS MGT. & P	58,000.00	58,000.00	35,366.48	11,665.53	22,633.52	61.0
TOTAL Fees	58,000.00	58,000.00	35,366.48	11,665.53	22,633.52	61.0%
<b>47 Interest</b>						
092 470000 INTEREST INCOME	6,000.00	6,000.00	914.23	.00	5,085.77	15.2
TOTAL Interest	6,000.00	6,000.00	914.23	.00	5,085.77	15.2%
<b>73 Draws</b>						
092 736100 DRAW FROM RESERVES	22,201.00	22,201.00	.00	.00	22,201.00	.0
TOTAL Draws	22,201.00	22,201.00	.00	.00	22,201.00	.0%
TOTAL CTY RECORDS MGT. AND PRE	86,201.00	86,201.00	36,280.71	11,665.53	49,920.29	42.1%
TOTAL REVENUES	86,201.00	86,201.00	36,280.71	11,665.53	49,920.29	
<b>093 COURTHOUSE SECURITY</b>						
<b>43 Fees</b>						

**REVENUE SUMMARIES REPORT**  
**ACCOUNT SUMMARY REPORT DECEMBER 2022**

FOR 2023 03

	ORIGINAL ESTIM REV	REVISED EST REV	ACTUAL YTD REVENUE	ACTUAL MTD REVENUE	REMAINING REVENUE	PCT COLL
<b>093 431510 COURTHOUSE SECURITY FEE</b>	115,111.00	115,111.00	36,314.10	12,192.52	78,796.90	31.5
TOTAL Fees	115,111.00	115,111.00	36,314.10	12,192.52	78,796.90	31.5%
<b>47 Interest</b>						
<b>093 470000 INTEREST INCOME</b>	60.00	60.00	203.84	.00	-143.84	339.7
TOTAL Interest	60.00	60.00	203.84	.00	-143.84	339.7%
TOTAL COURTHOUSE SECURITY	115,171.00	115,171.00	36,517.94	12,192.52	78,653.06	31.7%
TOTAL REVENUES	115,171.00	115,171.00	36,517.94	12,192.52	78,653.06	
<b>094 COURT RECORD PRESERVATION</b>						
<b>43 Fees</b>						
<b>094 430500 COUNTY CLERK COURT RECO</b>	20,000.00	20,000.00	.00	.00	20,000.00	.0
<b>094 432600 DISTRICT CLERK COURT RE</b>	28,000.00	28,000.00	61.16	10.04	27,938.84	.2
TOTAL Fees	48,000.00	48,000.00	61.16	10.04	47,938.84	.1%
<b>47 Interest</b>						
<b>094 470000 INTEREST INCOME</b>	600.00	600.00	601.71	.00	-1.71	100.3
TOTAL Interest	600.00	600.00	601.71	.00	-1.71	100.3%
TOTAL COURT RECORD PRESERVATIO	48,600.00	48,600.00	662.87	10.04	47,937.13	1.4%
TOTAL REVENUES	48,600.00	48,600.00	662.87	10.04	47,937.13	
<b>095 LOCAL TRUANCY PREVENT &amp; DIVERS</b>						
<b>43 Fees</b>						
<b>095 435500 TRUANCY PREVENTION</b>	20,000.00	20,000.00	2,867.67	942.51	17,132.33	14.3

**REVENUE SUMMARIES REPORT**  
**ACCOUNT SUMMARY REPORT DECEMBER 2022**

FOR 2023 03

	ORIGINAL ESTIM REV	REVISED EST REV	ACTUAL YTD REVENUE	ACTUAL MTD REVENUE	REMAINING REVENUE	PCT COLL
TOTAL Fees	20,000.00	20,000.00	2,867.67	942.51	17,132.33	14.3%
<b>47 Interest</b>						
095 470000 INTEREST INCOME	15.00	15.00	82.95	.00	-67.95	553.0
TOTAL Interest	15.00	15.00	82.95	.00	-67.95	553.0%
TOTAL LOCAL TRUANCY PREVENT & TOTAL REVENUES	20,015.00	20,015.00	2,950.62	942.51	17,064.38	14.7%
	20,015.00	20,015.00	2,950.62	942.51	17,064.38	
<b>096 HISTORICAL COMMISSION</b>						
<b>47 Interest</b>						
096 470000 INTEREST INCOME	100.00	100.00	32.57	.00	67.43	32.6
096 472000 ROYALTIES & DONATIONS	500.00	500.00	.00	.00	500.00	.0
TOTAL Interest	600.00	600.00	32.57	.00	567.43	5.4%
<b>73 Draws</b>						
096 736100 DRAW FROM RESERVES	12,150.00	12,150.00	.00	.00	12,150.00	.0
TOTAL Draws	12,150.00	12,150.00	.00	.00	12,150.00	.0%
<b>80 Transfers</b>						
096 801100 XFER FROM GENERAL FUND	5,550.00	5,550.00	5,550.00	5,550.00	.00	100.0
TOTAL Transfers	5,550.00	5,550.00	5,550.00	5,550.00	.00	100.0%
TOTAL HISTORICAL COMMISSION	18,300.00	18,300.00	5,582.57	5,550.00	12,717.43	30.5%
TOTAL REVENUES	18,300.00	18,300.00	5,582.57	5,550.00	12,717.43	
<b>097 CHILD ABUSE PREVENTION</b>						

**REVENUE SUMMARIES REPORT**  
**ACCOUNT SUMMARY REPORT DECEMBER 2022**

FOR 2023 03

	ORIGINAL ESTIM REV	REVISED EST REV	ACTUAL YTD REVENUE	ACTUAL MTD REVENUE	REMAINING REVENUE	PCT COLL
<b>43 Fees</b>						
097 430100 CO CHILD ABUSE PREVENTI	1,500.00	1,500.00	49.33	2.57	1,450.67	3.3
TOTAL Fees	1,500.00	1,500.00	49.33	2.57	1,450.67	3.3%
<b>47 Interest</b>						
097 470000 INTEREST INCOME	25.00	25.00	10.16	.00	14.84	40.6
TOTAL Interest	25.00	25.00	10.16	.00	14.84	40.6%
TOTAL CHILD ABUSE PREVENTION	1,525.00	1,525.00	59.49	2.57	1,465.51	3.9%
TOTAL REVENUES	1,525.00	1,525.00	59.49	2.57	1,465.51	
<b>099 CTY/DIST COURT TECHNOLOGY</b>						
<b>43 Fees</b>						
099 430510 COUNTY COURT TECHNOLOGY	500.00	500.00	417.38	115.31	82.62	83.5
099 432610 DISTRICT COURT TECHNOLO	2,800.00	2,800.00	515.22	168.64	2,284.78	18.4
TOTAL Fees	3,300.00	3,300.00	932.60	283.95	2,367.40	28.3%
<b>47 Interest</b>						
099 470000 INTEREST INCOME	300.00	300.00	168.71	.00	131.29	56.2
TOTAL Interest	300.00	300.00	168.71	.00	131.29	56.2%
<b>73 Draws</b>						
099 736100 DRAW FROM RESERVES	900.00	900.00	.00	.00	900.00	.0
TOTAL Draws	900.00	900.00	.00	.00	900.00	.0%

**REVENUE SUMMARIES REPORT**  
**ACCOUNT SUMMARY REPORT DECEMBER 2022**

FOR 2023 03

	ORIGINAL ESTIM REV	REVISED EST REV	ACTUAL YTD REVENUE	ACTUAL MTD REVENUE	REMAINING REVENUE	PCT COLL
TOTAL CTY/DIST COURT TECHNOLOG	4,500.00	4,500.00	1,101.31	283.95	3,398.69	24.5%
TOTAL REVENUES	4,500.00	4,500.00	1,101.31	283.95	3,398.69	
<b>102 DIST COURT RECORDS TECHNOLOGY</b>						
<b>43 Fees</b>						
102 437310 DISTRICT COURT RECORDS	20,000.00	20,000.00	159.64	40.11	19,840.36	.8
TOTAL Fees	20,000.00	20,000.00	159.64	40.11	19,840.36	.8%
<b>47 Interest</b>						
102 470000 INTEREST INCOME	500.00	500.00	235.71	.00	264.29	47.1
TOTAL Interest	500.00	500.00	235.71	.00	264.29	47.1%
<b>73 Draws</b>						
102 736100 DRAW FROM RESERVES	39,500.00	39,500.00	.00	.00	39,500.00	.0
TOTAL Draws	39,500.00	39,500.00	.00	.00	39,500.00	.0%
TOTAL DIST COURT RECORDS TECHN	60,000.00	60,000.00	395.35	40.11	59,604.65	.7%
TOTAL REVENUES	60,000.00	60,000.00	395.35	40.11	59,604.65	
<b>103 COUNTY CLERK RECORDS ARCHIVES</b>						
<b>43 Fees</b>						
103 437300 COUNTY CLERK RECORDS AR	550,000.00	550,000.00	105,990.00	36,140.00	444,010.00	19.3
TOTAL Fees	550,000.00	550,000.00	105,990.00	36,140.00	444,010.00	19.3%
<b>47 Interest</b>						
103 470000 INTEREST INCOME	10,000.00	10,000.00	7,746.04	.00	2,253.96	77.5

**REVENUE SUMMARIES REPORT**  
**ACCOUNT SUMMARY REPORT DECEMBER 2022**

FOR 2023 03

	ORIGINAL ESTIM REV	REVISED EST REV	ACTUAL YTD REVENUE	ACTUAL MTD REVENUE	REMAINING REVENUE	PCT COLL
TOTAL Interest	10,000.00	10,000.00	7,746.04	.00	2,253.96	77.5%
<b>73 Draws</b>						
103 736100 DRAW FROM RESERVES	920,000.00	920,000.00	.00	.00	920,000.00	.0
TOTAL Draws	920,000.00	920,000.00	.00	.00	920,000.00	.0%
TOTAL COUNTY CLERK RECORDS ARC	1,480,000.00	1,480,000.00	113,736.04	36,140.00	1,366,263.96	7.7%
TOTAL REVENUES	1,480,000.00	1,480,000.00	113,736.04	36,140.00	1,366,263.96	
<b>105 COMMUNITY/ECONOMIC DEV PRG</b>						
<b>42 Intergovernmental</b>						
105 420300 STATE GRANT REVENUE	16,000.00	16,000.00	.00	.00	16,000.00	.0
TOTAL Intergovernmental	16,000.00	16,000.00	.00	.00	16,000.00	.0%
<b>47 Interest</b>						
105 470000 INTEREST INCOME	700.00	700.00	1,204.38	.00	-504.38	172.1
TOTAL Interest	700.00	700.00	1,204.38	.00	-504.38	172.1%
<b>73 Draws</b>						
105 736100 DRAW FROM RESERVES	8,010.00	8,010.00	.00	.00	8,010.00	.0
TOTAL Draws	8,010.00	8,010.00	.00	.00	8,010.00	.0%
TOTAL COMMUNITY/ECONOMIC DEV P	24,710.00	24,710.00	1,204.38	.00	23,505.62	4.9%
TOTAL REVENUES	24,710.00	24,710.00	1,204.38	.00	23,505.62	
<b>106 AMERICAN RESCUE PLAN ACT</b>						
<b>42 Intergovernmental</b>						



**REVENUE SUMMARIES REPORT**  
**ACCOUNT SUMMARY REPORT DECEMBER 2022**

FOR 2023 03

	ORIGINAL ESTIM REV	REVISED EST REV	ACTUAL YTD REVENUE	ACTUAL MTD REVENUE	REMAINING REVENUE	PCT COLL
<b>106 420100 GRANT REVENUE</b>	34,372,468.00	29,698,352.00	29,636,114.77	.00	62,237.23	99.8
TOTAL Intergovernmental	34,372,468.00	29,698,352.00	29,636,114.77	.00	62,237.23	99.8%
<b>47 Interest</b>						
<b>106 470000 INTEREST INCOME</b>	.00	.00	383,946.93	.00	-383,946.93	100.0
TOTAL Interest	.00	.00	383,946.93	.00	-383,946.93	100.0%
TOTAL AMERICAN RESCUE PLAN ACT	34,372,468.00	29,698,352.00	30,020,061.70	.00	-321,709.70	101.1%
TOTAL REVENUES	34,372,468.00	29,698,352.00	30,020,061.70	.00	-321,709.70	
<b>108 JP1 JUSTICE COURT TECHNOLOGY</b>						
<b>43 Fees</b>						
<b>108 430120 JUDICIAL TECH FUND FEE-</b>	6,500.00	6,500.00	1,131.35	381.67	5,368.65	17.4
TOTAL Fees	6,500.00	6,500.00	1,131.35	381.67	5,368.65	17.4%
<b>47 Interest</b>						
<b>108 470000 INTEREST INCOME</b>	300.00	300.00	126.94	.00	173.06	42.3
TOTAL Interest	300.00	300.00	126.94	.00	173.06	42.3%
<b>73 Draws</b>						
<b>108 736100 DRAW FROM RESERVES</b>	22,001.00	22,001.00	.00	.00	22,001.00	.0
TOTAL Draws	22,001.00	22,001.00	.00	.00	22,001.00	.0%
TOTAL JP1 JUSTICE COURT TECHN	28,801.00	28,801.00	1,258.29	381.67	27,542.71	4.4%
TOTAL REVENUES	28,801.00	28,801.00	1,258.29	381.67	27,542.71	

**REVENUE SUMMARIES REPORT**  
**ACCOUNT SUMMARY REPORT DECEMBER 2022**

FOR 2023 03

	ORIGINAL ESTIM REV	REVISED EST REV	ACTUAL YTD REVENUE	ACTUAL MTD REVENUE	REMAINING REVENUE	PCT COLL
<b>109 JP2 JUSTICE COURT TECHNOLOGY</b>						
<b>43 Fees</b>						
109 430210 JUDICIAL TECH FUND FEE-	2,000.00	2,000.00	347.11	127.86	1,652.89	17.4
TOTAL Fees	2,000.00	2,000.00	347.11	127.86	1,652.89	17.4%
<b>47 Interest</b>						
109 470000 INTEREST INCOME	333.00	333.00	200.77	.00	132.23	60.3
TOTAL Interest	333.00	333.00	200.77	.00	132.23	60.3%
<b>73 Draws</b>						
109 736100 DRAW FROM RESERVES	17,667.00	17,667.00	.00	.00	17,667.00	.0
TOTAL Draws	17,667.00	17,667.00	.00	.00	17,667.00	.0%
TOTAL JP2 JUSTICE COURT TECHNO	20,000.00	20,000.00	547.88	127.86	19,452.12	2.7%
TOTAL REVENUES	20,000.00	20,000.00	547.88	127.86	19,452.12	
<b>110 JP3 JUSTICE COURT TECHNOLOGY</b>						
<b>43 Fees</b>						
110 430310 JUDICIAL TECH FUND FEE-	2,000.00	2,000.00	289.43	100.47	1,710.57	14.5
TOTAL Fees	2,000.00	2,000.00	289.43	100.47	1,710.57	14.5%
<b>47 Interest</b>						
110 470000 INTEREST INCOME	101.00	101.00	62.76	.00	38.24	62.1

**REVENUE SUMMARIES REPORT**  
**ACCOUNT SUMMARY REPORT DECEMBER 2022**

FOR 2023 03

	ORIGINAL ESTIM REV	REVISED EST REV	ACTUAL YTD REVENUE	ACTUAL MTD REVENUE	REMAINING REVENUE	PCT COLL
TOTAL Interest	101.00	101.00	62.76	.00	38.24	62.1%
<b>73 Draws</b>						
110 736100 DRAW FROM RESERVES	18,417.00	18,417.00	.00	.00	18,417.00	.0
TOTAL Draws	18,417.00	18,417.00	.00	.00	18,417.00	.0%
TOTAL JP3 JUSTICE COURT TECHNO	20,518.00	20,518.00	352.19	100.47	20,165.81	1.7%
TOTAL REVENUES	20,518.00	20,518.00	352.19	100.47	20,165.81	
<b>111 JP4 JUSTICE COURT TECHNOLOGY</b>						
<b>43 Fees</b>						
111 430400 JUDICIAL TECH FUND FEE-	7,330.00	7,330.00	839.44	238.44	6,490.56	11.5
TOTAL Fees	7,330.00	7,330.00	839.44	238.44	6,490.56	11.5%
<b>47 Interest</b>						
111 470000 INTEREST INCOME	300.00	300.00	208.42	.00	91.58	69.5
TOTAL Interest	300.00	300.00	208.42	.00	91.58	69.5%
<b>73 Draws</b>						
111 736100 DRAW FROM RESERVES	920.00	920.00	.00	.00	920.00	.0
TOTAL Draws	920.00	920.00	.00	.00	920.00	.0%
TOTAL JP4 JUSTICE COURT TECHNO	8,550.00	8,550.00	1,047.86	238.44	7,502.14	12.3%
TOTAL REVENUES	8,550.00	8,550.00	1,047.86	238.44	7,502.14	

**112 COURT FACILITY FEE**

43 Fees

**REVENUE SUMMARIES REPORT**  
**ACCOUNT SUMMARY REPORT DECEMBER 2022**

FOR 2023 03

	ORIGINAL ESTIM REV	REVISED EST REV	ACTUAL YTD REVENUE	ACTUAL MTD REVENUE	REMAINING REVENUE	PCT COLL
112 430300 COUNTY CLERK	40,000.00	40,000.00	8,000.00	2,660.00	32,000.00	20.0
112 432300 DISTRICT CLERK FEES	55,000.00	55,000.00	12,012.67	4,116.64	42,987.33	21.8
TOTAL Fees	95,000.00	95,000.00	20,012.67	6,776.64	74,987.33	21.1%
<b>47 Interest</b>						
112 470000 INTEREST INCOME	.00	.00	152.34	.00	-152.34	100.0
TOTAL Interest	.00	.00	152.34	.00	-152.34	100.0%
TOTAL COURT FACILITY FEE	95,000.00	95,000.00	20,165.01	6,776.64	74,834.99	21.2%
TOTAL REVENUES	95,000.00	95,000.00	20,165.01	6,776.64	74,834.99	
<b>114 JUDICIAL EDUCATION &amp; SUPPORT</b>						
<b>43 Fees</b>						
114 430300 COUNTY CLERK	5,568.00	5,568.00	1,025.00	350.00	4,543.00	18.4
TOTAL Fees	5,568.00	5,568.00	1,025.00	350.00	4,543.00	18.4%
<b>47 Interest</b>						
114 470000 INTEREST INCOME	.00	.00	8.94	.00	-8.94	100.0
TOTAL Interest	.00	.00	8.94	.00	-8.94	100.0%
TOTAL JUDICIAL EDUCATION & SUP	5,568.00	5,568.00	1,033.94	350.00	4,534.06	18.6%
TOTAL REVENUES	5,568.00	5,568.00	1,033.94	350.00	4,534.06	
<b>115 LANGUAGE ACCESS</b>						
<b>43 Fees</b>						
115 430300 COUNTY CLERK	5,565.00	5,565.00	1,200.00	399.00	4,365.00	21.6

**REVENUE SUMMARIES REPORT**  
**ACCOUNT SUMMARY REPORT DECEMBER 2022**

FOR 2023 03

	ORIGINAL ESTIM REV	REVISED EST REV	ACTUAL YTD REVENUE	ACTUAL MTD REVENUE	REMAINING REVENUE	PCT COLL
115 432300 DISTRICT CLERK FEES	8,222.00	8,222.00	1,801.97	617.52	6,420.03	21.9
115 433100 JP PRECINCT 1	3,785.00	3,785.00	1,083.00	360.00	2,702.00	28.6
115 433200 JP PRECINCT 2	5,025.00	5,025.00	1,464.00	420.00	3,561.00	29.1
115 433300 JP PRECINCT 3	7,478.00	7,478.00	2,226.00	666.00	5,252.00	29.8
115 433400 JP PRECINCT 4	3,339.00	3,339.00	792.00	243.00	2,547.00	23.7
TOTAL Fees	33,414.00	33,414.00	8,566.97	2,705.52	24,847.03	25.6%
<b>47 Interest</b>						
115 470000 INTEREST INCOME	.00	.00	57.96	.00	-57.96	100.0
TOTAL Interest	.00	.00	57.96	.00	-57.96	100.0%
TOTAL LANGUAGE ACCESS	33,414.00	33,414.00	8,624.93	2,705.52	24,789.07	25.8%
TOTAL REVENUES	33,414.00	33,414.00	8,624.93	2,705.52	24,789.07	
<b>122 SHERIFF CONTRABAND</b>						
<b>46 Fines/Forfeitures</b>						
122 461200 FORFEIT ASSETS - DEA	100,000.00	100,000.00	.00	.00	100,000.00	.0
122 461400 FORFEITED FUNDS-CRIMINA	150,000.00	150,000.00	.00	.00	150,000.00	.0
TOTAL Fines/Forfeitures	250,000.00	250,000.00	.00	.00	250,000.00	.0%
<b>47 Interest</b>						
122 470000 INTEREST INCOME	3,500.00	3,500.00	.00	.00	3,500.00	.0
TOTAL Interest	3,500.00	3,500.00	.00	.00	3,500.00	.0%
<b>48 Other Revenue</b>						
122 489900 OTHER REVENUE	10,000.00	10,000.00	.00	.00	10,000.00	.0

**REVENUE SUMMARIES REPORT**  
**ACCOUNT SUMMARY REPORT DECEMBER 2022**

FOR 2023 03

	ORIGINAL ESTIM REV	REVISED EST REV	ACTUAL YTD REVENUE	ACTUAL MTD REVENUE	REMAINING REVENUE	PCT COLL
TOTAL Other Revenue	10,000.00	10,000.00	.00	.00	10,000.00	.0%
<b>73 Draws</b>						
122 736100 DRAW FROM RESERVES	126,500.00	126,500.00	.00	.00	126,500.00	.0
TOTAL Draws	126,500.00	126,500.00	.00	.00	126,500.00	.0%
TOTAL SHERIFF CONTRABAND	390,000.00	390,000.00	.00	.00	390,000.00	.0%
TOTAL REVENUES	390,000.00	390,000.00	.00	.00	390,000.00	
<b>124 INMATE SUPPLY</b>						
<b>47 Interest</b>						
124 470000 INTEREST INCOME	14,000.00	14,000.00	.00	.00	14,000.00	.0
TOTAL Interest	14,000.00	14,000.00	.00	.00	14,000.00	.0%
<b>48 Other Revenue</b>						
124 484300 CONCESSION COMMISSIONS	1,090,000.00	1,090,000.00	.00	.00	1,090,000.00	.0
124 489900 OTHER REVENUE	10,000.00	10,000.00	.00	.00	10,000.00	.0
TOTAL Other Revenue	1,100,000.00	1,100,000.00	.00	.00	1,100,000.00	.0%
TOTAL INMATE SUPPLY	1,114,000.00	1,114,000.00	.00	.00	1,114,000.00	.0%
TOTAL REVENUES	1,114,000.00	1,114,000.00	.00	.00	1,114,000.00	
<b>126 VINE GRANT</b>						
<b>42 Intergovernmental</b>						
126 420370 STATE REVENUE	30,171.00	30,171.00	.00	.00	30,171.00	.0

**REVENUE SUMMARIES REPORT**  
**ACCOUNT SUMMARY REPORT DECEMBER 2022**

FOR 2023 03

	ORIGINAL ESTIM REV	REVISED EST REV	ACTUAL YTD REVENUE	ACTUAL MTD REVENUE	REMAINING REVENUE	PCT COLL
TOTAL Intergovernmental	30,171.00	30,171.00	.00	.00	30,171.00	.0%
TOTAL VINE GRANT	30,171.00	30,171.00	.00	.00	30,171.00	.0%
TOTAL REVENUES	30,171.00	30,171.00	.00	.00	30,171.00	
<b>128 HOMELAND SECURITY GRANT</b>						
<b>42 Intergovernmental</b>						
128 423000 2014 HSGP HOMELAND SECU	150,700.00	160,705.00	.00	.00	160,705.00	.0
TOTAL Intergovernmental	150,700.00	160,705.00	.00	.00	160,705.00	.0%
TOTAL HOMELAND SECURITY GRANT	150,700.00	160,705.00	.00	.00	160,705.00	.0%
TOTAL REVENUES	150,700.00	160,705.00	.00	.00	160,705.00	
<b>129 HAZARD MITIGATION GRANT-EM</b>						
<b>42 Intergovernmental</b>						
129 423300 HAZARD MITIGATION GRANT	185,600.00	185,600.00	.00	.00	185,600.00	.0
129 423400 HAZARD MITIGATION INKIN	58,000.00	58,000.00	.00	.00	58,000.00	.0
TOTAL Intergovernmental	243,600.00	243,600.00	.00	.00	243,600.00	.0%
TOTAL HAZARD MITIGATION GRANT-	243,600.00	243,600.00	.00	.00	243,600.00	.0%
TOTAL REVENUES	243,600.00	243,600.00	.00	.00	243,600.00	
<b>130 PROJECT SAFE NEIGHBORHOOD</b>						
<b>42 Intergovernmental</b>						
130 420100 GRANT REVENUE	81,753.00	81,753.00	.00	.00	81,753.00	.0
TOTAL Intergovernmental	81,753.00	81,753.00	.00	.00	81,753.00	.0%

**REVENUE SUMMARIES REPORT**  
**ACCOUNT SUMMARY REPORT DECEMBER 2022**

FOR 2023 03

	ORIGINAL ESTIM REV	REVISED EST REV	ACTUAL YTD REVENUE	ACTUAL MTD REVENUE	REMAINING REVENUE	PCT COLL
TOTAL PROJECT SAFE NEIGHBORHOOD	81,753.00	81,753.00	.00	.00	81,753.00	.0%
TOTAL REVENUES	81,753.00	81,753.00	.00	.00	81,753.00	
<b>142 LEOSE SHERIFF</b>						
<b>42 Intergovernmental</b>						
142 424700 LEOSE REVENUE	50,000.00	50,000.00	.00	.00	50,000.00	.0
TOTAL Intergovernmental	50,000.00	50,000.00	.00	.00	50,000.00	.0%
<b>47 Interest</b>						
142 470000 INTEREST INCOME	500.00	500.00	317.92	.00	182.08	63.6
TOTAL Interest	500.00	500.00	317.92	.00	182.08	63.6%
<b>73 Draws</b>						
142 736100 DRAW FROM RESERVES	74,500.00	74,500.00	.00	.00	74,500.00	.0
TOTAL Draws	74,500.00	74,500.00	.00	.00	74,500.00	.0%
TOTAL LEOSE SHERIFF	125,000.00	125,000.00	317.92	.00	124,682.08	.3%
TOTAL REVENUES	125,000.00	125,000.00	317.92	.00	124,682.08	
<b>145 SHERIFF COMMISSARY SALARY</b>						
<b>42 Intergovernmental</b>						
145 424500 COMMISSARY SALARY REIMB	771,814.00	771,814.00	183,299.54	95,101.94	588,514.46	23.7
TOTAL Intergovernmental	771,814.00	771,814.00	183,299.54	95,101.94	588,514.46	23.7%
TOTAL SHERIFF COMMISSARY SALAR	771,814.00	771,814.00	183,299.54	95,101.94	588,514.46	23.7%
TOTAL REVENUES	771,814.00	771,814.00	183,299.54	95,101.94	588,514.46	



**REVENUE SUMMARIES REPORT**  
**ACCOUNT SUMMARY REPORT DECEMBER 2022**

FOR 2023 03

	ORIGINAL ESTIM REV	REVISED EST REV	ACTUAL YTD REVENUE	ACTUAL MTD REVENUE	REMAINING REVENUE	PCT COLL
<b>150 TAG GRANT</b>						
<b>42 Intergovernmental</b>						
150 420100 GRANT REVENUE	1,859,810.00	1,859,810.00	199,219.19	130,727.53	1,660,590.81	10.7
TOTAL Intergovernmental	1,859,810.00	1,859,810.00	199,219.19	130,727.53	1,660,590.81	10.7%
TOTAL TAG GRANT	1,859,810.00	1,859,810.00	199,219.19	130,727.53	1,660,590.81	10.7%
TOTAL REVENUES	1,859,810.00	1,859,810.00	199,219.19	130,727.53	1,660,590.81	
<b>161 CDA BUSINESS CRIMES</b>						
<b>43 Fees</b>						
161 434200 BAD CHECK COLLECTION FE	60,000.00	60,000.00	.00	.00	60,000.00	.0
TOTAL Fees	60,000.00	60,000.00	.00	.00	60,000.00	.0%
<b>47 Interest</b>						
161 470000 INTEREST INCOME	380.00	380.00	.00	.00	380.00	.0
TOTAL Interest	380.00	380.00	.00	.00	380.00	.0%
<b>48 Other Revenue</b>						
161 481500 OTHER REFUNDS/REIMBURSE	38,005.00	38,005.00	.00	.00	38,005.00	.0
161 489900 OTHER REVENUE	10,115.00	10,115.00	.00	.00	10,115.00	.0
TOTAL Other Revenue	48,120.00	48,120.00	.00	.00	48,120.00	.0%
TOTAL CDA BUSINESS CRIMES	108,500.00	108,500.00	.00	.00	108,500.00	.0%
TOTAL REVENUES	108,500.00	108,500.00	.00	.00	108,500.00	
<b>163 CDA CONTRABAND</b>						

**REVENUE SUMMARIES REPORT**  
**ACCOUNT SUMMARY REPORT DECEMBER 2022**

FOR 2023 03

	ORIGINAL ESTIM REV	REVISED EST REV	ACTUAL YTD REVENUE	ACTUAL MTD REVENUE	REMAINING REVENUE	PCT COLL
<b>47 Interest</b>						
163 470000 INTEREST INCOME	500.00	500.00	.00	.00	500.00	.0
TOTAL Interest	500.00	500.00	.00	.00	500.00	.0%
<b>48 Other Revenue</b>						
163 489900 OTHER REVENUE	76,000.00	76,000.00	.00	.00	76,000.00	.0
TOTAL Other Revenue	76,000.00	76,000.00	.00	.00	76,000.00	.0%
TOTAL CDA CONTRABAND	76,500.00	76,500.00	.00	.00	76,500.00	.0%
TOTAL REVENUES	76,500.00	76,500.00	.00	.00	76,500.00	
<b>164 CDA SPATTF GRANT</b>						
<b>42 Intergovernmental</b>						
164 420300 STATE GRANT REVENUE	446,785.00	446,785.00	79,634.17	.00	367,150.83	17.8
164 420400 SPATTF REVENUE-FEDERAL	.00	.00	-2,138.90	.00	2,138.90	100.0
TOTAL Intergovernmental	446,785.00	446,785.00	77,495.27	.00	369,289.73	17.3%
<b>47 Interest</b>						
164 470010 INTEREST INCOME-PROGRAM	.00	.00	8,575.00	117.66	-8,575.00	100.0
164 470100 INTEREST INCOME-FEDERAL	.00	.00	1,842.19	.01	-1,842.19	100.0
TOTAL Interest	.00	.00	10,417.19	117.67	-10,417.19	100.0%
<b>48 Other Revenue</b>						
164 480000 IN-KIND REVENUE	185,098.00	185,098.00	80,081.22	15,424.84	105,016.78	43.3

**REVENUE SUMMARIES REPORT**  
**ACCOUNT SUMMARY REPORT DECEMBER 2022**

FOR 2023 03

	ORIGINAL ESTIM REV	REVISED EST REV	ACTUAL YTD REVENUE	ACTUAL MTD REVENUE	REMAINING REVENUE	PCT COLL
164 480520 SPATTF PROGRAM INCOME	42,060.00	42,060.00	27,777.75	7,120.00	14,282.25	66.0
TOTAL Other Revenue	227,158.00	227,158.00	107,858.97	22,544.84	119,299.03	47.5%
<b>80 Transfers</b>						
164 801100 XFER FROM GENERAL FUND	221,273.00	221,273.00	6,807.06	.00	214,465.94	3.1
TOTAL Transfers	221,273.00	221,273.00	6,807.06	.00	214,465.94	3.1%
TOTAL CDA SPATTF GRANT	895,216.00	895,216.00	202,578.49	22,662.51	692,637.51	22.6%
TOTAL REVENUES	895,216.00	895,216.00	202,578.49	22,662.51	692,637.51	
<b>166 CDA JAG GRANT</b>						
<b>42 Intergovernmental</b>						
166 422600 FEDERAL GRANT REVENUE-J	51,277.00	51,277.00	53,305.66	.00	-2,028.66	104.0
166 422700 FEDERAL GRANT REVENUE-J	101,979.00	101,979.00	101,978.50	.00	.50	100.0
TOTAL Intergovernmental	153,256.00	153,256.00	155,284.16	.00	-2,028.16	101.3%
<b>47 Interest</b>						
166 470120 INTEREST REVENUE JAG20	.00	.00	998.88	164.88	-998.88	100.0
166 470900 INTEREST REVENUE JAG21	.00	.00	1,460.26	342.99	-1,460.26	100.0
TOTAL Interest	.00	.00	2,459.14	507.87	-2,459.14	100.0%
TOTAL CDA JAG GRANT	153,256.00	153,256.00	157,743.30	507.87	-4,487.30	102.9%
TOTAL REVENUES	153,256.00	153,256.00	157,743.30	507.87	-4,487.30	
<b>168 CDA Border Prosecution Unit</b>						
<b>42 Intergovernmental</b>						
168 420100 GRANT REVENUE	149,762.00	149,762.00	30,805.36	10,215.11	118,956.64	20.6

**REVENUE SUMMARIES REPORT**  
**ACCOUNT SUMMARY REPORT DECEMBER 2022**

FOR 2023 03

	ORIGINAL ESTIM REV	REVISED EST REV	ACTUAL YTD REVENUE	ACTUAL MTD REVENUE	REMAINING REVENUE	PCT COLL
TOTAL Intergovernmental	149,762.00	149,762.00	30,805.36	10,215.11	118,956.64	20.6%
TOTAL CDA Border Prosecution U	149,762.00	149,762.00	30,805.36	10,215.11	118,956.64	20.6%
TOTAL REVENUES	149,762.00	149,762.00	30,805.36	10,215.11	118,956.64	
<b>171 CDA VOCA VICTIM ADV PROJECT</b>						
<b>42 Intergovernmental</b>						
171 420300 STATE GRANT REVENUE	124,086.00	124,086.00	26,392.41	8,781.77	97,693.59	21.3
TOTAL Intergovernmental	124,086.00	124,086.00	26,392.41	8,781.77	97,693.59	21.3%
<b>80 Transfers</b>						
171 801100 XFER FROM GENERAL FUND	31,022.00	31,022.00	6,598.10	2,195.44	24,423.90	21.3
TOTAL Transfers	31,022.00	31,022.00	6,598.10	2,195.44	24,423.90	21.3%
TOTAL CDA VOCA VICTIM ADV PROJ	155,108.00	155,108.00	32,990.51	10,977.21	122,117.49	21.3%
TOTAL REVENUES	155,108.00	155,108.00	32,990.51	10,977.21	122,117.49	
<b>201 GEN OB REFUNDING BOND SRS 2016</b>						
<b>40 Tax Collections</b>						
201 400100 CURRENT AD VALOREM TAXE	5,648,885.00	5,648,885.00	2,506,592.97	2,093,938.05	3,142,292.03	44.4
201 400400 PEN & INT - CURRENT LEV	23,580.00	23,580.00	.00	.00	23,580.00	.0
201 400500 DELIQ TAXES - PRIOR YEA	35,082.00	35,082.00	9,279.41	4,420.85	25,802.59	26.5
201 400600 PEN & INT - PRIOR YEARS	17,828.00	17,828.00	4,823.39	1,475.02	13,004.61	27.1
TOTAL Tax Collections	5,725,375.00	5,725,375.00	2,520,695.77	2,099,833.92	3,204,679.23	44.0%
<b>47 Interest</b>						
201 470000 INTEREST INCOME	10,000.00	10,000.00	3,835.40	.00	6,164.60	38.4

**REVENUE SUMMARIES REPORT**  
**ACCOUNT SUMMARY REPORT DECEMBER 2022**

FOR 2023 03

	ORIGINAL ESTIM REV	REVISED EST REV	ACTUAL YTD REVENUE	ACTUAL MTD REVENUE	REMAINING REVENUE	PCT COLL
TOTAL Interest	10,000.00	10,000.00	3,835.40	.00	6,164.60	38.4%
TOTAL GEN OB REFUNDING BOND SR	5,735,375.00	5,735,375.00	2,524,531.17	2,099,833.92	3,210,843.83	44.0%
TOTAL REVENUES	5,735,375.00	5,735,375.00	2,524,531.17	2,099,833.92	3,210,843.83	

**202 UNLIMITED TAX ROAD BONDS**

**40 Tax Collections**

202 400100 CURRENT AD VALOREM TAXE	1,861,683.00	1,861,683.00	825,160.74	689,316.34	1,036,522.26	44.3
202 400400 PEN & INT - CURRENT LEV	7,762.00	7,762.00	.00	.00	7,762.00	.0
202 400500 DELIQ TAXES - PRIOR YEA	11,549.00	11,549.00	2,536.38	1,208.37	9,012.62	22.0
202 400600 PEN & INT - PRIOR YEARS	5,869.00	5,869.00	1,318.41	403.18	4,550.59	22.5
TOTAL Tax Collections	1,886,863.00	1,886,863.00	829,015.53	690,927.89	1,057,847.47	43.9%

**47 Interest**

202 470000 INTEREST INCOME	1,200.00	1,200.00	174.79	.00	1,025.21	14.6
TOTAL Interest	1,200.00	1,200.00	174.79	.00	1,025.21	14.6%
TOTAL UNLIMITED TAX ROAD BONDS	1,888,063.00	1,888,063.00	829,190.32	690,927.89	1,058,872.68	43.9%
TOTAL REVENUES	1,888,063.00	1,888,063.00	829,190.32	690,927.89	1,058,872.68	

**203 GEN OB REFUNDING BOND SRS 2021**

**40 Tax Collections**

203 400100 CURRENT AD VALOREM TAXE	732,357.00	732,357.00	324,415.31	271,007.53	407,941.69	44.3
203 400400 PEN & INT - CURRENT LEV	3,050.00	3,050.00	.00	.00	3,050.00	.0
203 400500 DELIQ TAXES - PRIOR YEA	4,537.00	4,537.00	209.96	100.03	4,327.04	4.6
203 400600 PEN & INT - PRIOR YEARS	2,306.00	2,306.00	109.13	33.38	2,196.87	4.7
TOTAL Tax Collections	742,250.00	742,250.00	324,734.40	271,140.94	417,515.60	43.8%

**47 Interest**

**REVENUE SUMMARIES REPORT**  
**ACCOUNT SUMMARY REPORT DECEMBER 2022**

FOR 2023 03

	ORIGINAL ESTIM REV	REVISED EST REV	ACTUAL YTD REVENUE	ACTUAL MTD REVENUE	REMAINING REVENUE	PCT COLL
<b>203 470000 INTEREST INCOME</b>	50.00	50.00	168.28	.00	-118.28	336.6
TOTAL Interest	50.00	50.00	168.28	.00	-118.28	336.6%
TOTAL GEN OB REFUNDING BOND SR	742,300.00	742,300.00	324,902.68	271,140.94	417,397.32	43.8%
TOTAL REVENUES	742,300.00	742,300.00	324,902.68	271,140.94	417,397.32	
<b>206 GEN OB REFUNDING BOND SRS 2013</b>						
<b>40 Tax collections</b>						
206 400100 CURRENT AD VALOREM TAXE	710,797.00	710,797.00	.00	.00	710,797.00	.0
206 400400 PEN & INT - CURRENT LEV	2,914.00	2,914.00	.00	.00	2,914.00	.0
206 400500 DELIQ TAXES - PRIOR YEA	4,336.00	4,336.00	.00	.00	4,336.00	.0
206 400600 PEN & INT - PRIOR YEARS	2,203.00	2,203.00	.00	.00	2,203.00	.0
TOTAL Tax Collections	720,250.00	720,250.00	.00	.00	720,250.00	.0%
<b>47 Interest</b>						
206 470000 INTEREST INCOME	1,000.00	1,000.00	.00	.00	1,000.00	.0
TOTAL Interest	1,000.00	1,000.00	.00	.00	1,000.00	.0%
<b>73 Draws</b>						
206 736100 DRAW FROM RESERVES	74,800.00	74,800.00	.00	.00	74,800.00	.0
TOTAL Draws	74,800.00	74,800.00	.00	.00	74,800.00	.0%
TOTAL GEN OB REFUNDING BOND SR	796,050.00	796,050.00	.00	.00	796,050.00	.0%
TOTAL REVENUES	796,050.00	796,050.00	.00	.00	796,050.00	
<b>208 SPECIAL TAX REVENUE BONDS 2020</b>						
<b>47 Interest</b>						
208 470000 INTEREST INCOME	.00	.00	1,259.90	.00	-1,259.90	100.0

**REVENUE SUMMARIES REPORT**  
**ACCOUNT SUMMARY REPORT DECEMBER 2022**

FOR 2023 03

	ORIGINAL ESTIM REV	REVISED EST REV	ACTUAL YTD REVENUE	ACTUAL MTD REVENUE	REMAINING REVENUE	PCT COLL
TOTAL Interest	.00	.00	1,259.90	.00	-1,259.90	100.0%
<b>73 Draws</b>						
208 736100 DRAW FROM RESERVES	610,816.00	610,816.00	.00	.00	610,816.00	.0
TOTAL Draws	610,816.00	610,816.00	.00	.00	610,816.00	.0%
<b>80 Transfers</b>						
208 807900 XFER FROM VENUE HOT STV	599,740.00	599,740.00	599,740.00	599,740.00	.00	100.0
TOTAL Transfers	599,740.00	599,740.00	599,740.00	599,740.00	.00	100.0%
TOTAL SPECIAL TAX REVENUE BOND	1,210,556.00	1,210,556.00	600,999.90	599,740.00	609,556.10	49.6%
TOTAL REVENUES	1,210,556.00	1,210,556.00	600,999.90	599,740.00	609,556.10	
<b>301 MPO ROAD CONSTRUCTION</b>						
<b>47 Interest</b>						
301 470000 INTEREST INCOME	100.00	100.00	3,425.84	.00	-3,325.84	3425.8
TOTAL Interest	100.00	100.00	3,425.84	.00	-3,325.84	3425.8%
<b>80 Transfers</b>						
301 801100 XFER FROM GENERAL FUND	1,410,100.00	1,410,100.00	1,410,100.00	.00	.00	100.0
TOTAL Transfers	1,410,100.00	1,410,100.00	1,410,100.00	.00	.00	100.0%
TOTAL MPO ROAD CONSTRUCTION	1,410,200.00	1,410,200.00	1,413,525.84	.00	-3,325.84	100.2%
TOTAL REVENUES	1,410,200.00	1,410,200.00	1,413,525.84	.00	-3,325.84	
<b>302 TAX ROAD BOND CONSTRUCTION</b>						
<b>47 Interest</b>						

**REVENUE SUMMARIES REPORT**  
**ACCOUNT SUMMARY REPORT DECEMBER 2022**

FOR 2023 03

	ORIGINAL ESTIM REV	REVISED EST REV	ACTUAL YTD REVENUE	ACTUAL MTD REVENUE	REMAINING REVENUE	PCT COLL
<b>302 470000 INTEREST INCOME</b>	60,000.00	60,000.00	79,944.50	.00	-19,944.50	133.2
TOTAL Interest	60,000.00	60,000.00	79,944.50	.00	-19,944.50	133.2%
<b>48 Other Revenue</b>						
<b>302 485500 BOND PROCEEDS</b>	53,525,000.00	53,525,000.00	.00	.00	53,525,000.00	.0
TOTAL Other Revenue	53,525,000.00	53,525,000.00	.00	.00	53,525,000.00	.0%
<b>73 Draws</b>						
<b>302 736100 DRAW FROM RESERVES</b>	33,056,624.00	33,056,624.00	.00	.00	33,056,624.00	.0
TOTAL Draws	33,056,624.00	33,056,624.00	.00	.00	33,056,624.00	.0%
TOTAL TAX ROAD BOND CONSTRUCTIO	86,641,624.00	86,641,624.00	79,944.50	.00	86,561,679.50	.1%
TOTAL REVENUES	86,641,624.00	86,641,624.00	79,944.50	.00	86,561,679.50	
<b>307 CRTC RENOVATIONS #2</b>						
<b>47 Interest</b>						
<b>307 470000 INTEREST INCOME</b>	4,000.00	4,000.00	4,164.56	.00	-164.56	104.1
TOTAL Interest	4,000.00	4,000.00	4,164.56	.00	-164.56	104.1%
<b>73 Draws</b>						
<b>307 736100 DRAW FROM RESERVES</b>	1,900,000.00	1,900,000.00	.00	.00	1,900,000.00	.0
TOTAL Draws	1,900,000.00	1,900,000.00	.00	.00	1,900,000.00	.0%
<b>80 Transfers</b>						
<b>307 801100 XFER FROM GENERAL FUND</b>	1,010,000.00	1,010,000.00	.00	.00	1,010,000.00	.0



**REVENUE SUMMARIES REPORT**  
**ACCOUNT SUMMARY REPORT DECEMBER 2022**

FOR 2023 03

	ORIGINAL ESTIM REV	REVISED EST REV	ACTUAL YTD REVENUE	ACTUAL MTD REVENUE	REMAINING REVENUE	PCT COLL
TOTAL Transfers	1,010,000.00	1,010,000.00	.00	.00	1,010,000.00	.0%
TOTAL CRTC RENOVATIONS #2	2,914,000.00	2,914,000.00	4,164.56	.00	2,909,835.44	.1%
TOTAL REVENUES	2,914,000.00	2,914,000.00	4,164.56	.00	2,909,835.44	
<b>308 VENUE CAPITAL PROJECT</b>						
<b>47 Interest</b>						
308 470000 INTEREST INCOME	.00	.00	1,397.78	.00	-1,397.78	100.0
TOTAL Interest	.00	.00	1,397.78	.00	-1,397.78	100.0%
<b>73 Draws</b>						
308 736100 DRAW FROM RESERVES	169,160.00	169,160.00	.00	.00	169,160.00	.0
TOTAL Draws	169,160.00	169,160.00	.00	.00	169,160.00	.0%
<b>80 Transfers</b>						
308 807900 XFER FROM VENUE HOT STV	.00	745,531.00	745,530.17	745,530.17	.83	100.0
TOTAL Transfers	.00	745,531.00	745,530.17	745,530.17	.83	100.0%
TOTAL VENUE CAPITAL PROJECT	169,160.00	914,691.00	746,927.95	745,530.17	167,763.05	81.7%
TOTAL REVENUES	169,160.00	914,691.00	746,927.95	745,530.17	167,763.05	
<b>401 EMPLOYEE HEALTH BENEFIT</b>						
<b>47 Interest</b>						
401 470000 INTEREST INCOME	20,000.00	20,000.00	14,238.71	.00	5,761.29	71.2

**REVENUE SUMMARIES REPORT**  
**ACCOUNT SUMMARY REPORT DECEMBER 2022**

FOR 2023 03

	ORIGINAL ESTIM REV	REVISED EST REV	ACTUAL YTD REVENUE	ACTUAL MTD REVENUE	REMAINING REVENUE	PCT COLL
TOTAL Interest	20,000.00	20,000.00	14,238.71	.00	5,761.29	71.2%
<b>48 Other Revenue</b>						
401 480600 INSURANCE REIMBURSEMENT	50,000.00	50,000.00	.00	.00	50,000.00	.0
401 483010 SURVIVOR SB872 INSURANC	8,000.00	8,000.00	.00	.00	8,000.00	.0
401 483100 COBRA INSURANCE PREMIUM	10,000.00	10,000.00	309.18	154.59	9,690.82	3.1
401 483200 RETIREE INSURANCE PREMI	160,000.00	160,000.00	22,005.00	11,115.00	137,995.00	13.8
401 484400 STOP LOSS REIMBURSEMENT	250,000.00	250,000.00	.00	.00	250,000.00	.0
401 485100 EMPLOYEE MEDICAL SHARE	1,700,000.00	1,700,000.00	369,896.84	123,385.00	1,330,103.16	21.8
401 485200 COUNTY MEDICAL SHARE	10,614,000.00	10,614,000.00	2,162,197.65	722,299.40	8,451,802.35	20.4
401 489900 OTHER REVENUE	25,000.00	25,000.00	3,932.44	3,847.44	21,067.56	15.7
TOTAL Other Revenue	12,817,000.00	12,817,000.00	2,558,341.11	860,801.43	10,258,658.89	20.0%
<b>73 Draws</b>						
401 736100 DRAW FROM RESERVES	1,888,000.00	1,888,000.00	.00	.00	1,888,000.00	.0
TOTAL Draws	1,888,000.00	1,888,000.00	.00	.00	1,888,000.00	.0%
TOTAL EMPLOYEE HEALTH BENEFIT	14,725,000.00	14,725,000.00	2,572,579.82	860,801.43	12,152,420.18	17.5%
TOTAL REVENUES	14,725,000.00	14,725,000.00	2,572,579.82	860,801.43	12,152,420.18	
<b>403 WORKERS COMPENSATION</b>						
<b>47 Interest</b>						
403 470000 INTEREST INCOME	20,000.00	20,000.00	19,438.59	.00	561.41	97.2
TOTAL Interest	20,000.00	20,000.00	19,438.59	.00	561.41	97.2%
<b>48 Other Revenue</b>						
403 480600 INSURANCE REIMBURSEMENT	10,000.00	10,000.00	.00	.00	10,000.00	.0

**REVENUE SUMMARIES REPORT**  
**ACCOUNT SUMMARY REPORT DECEMBER 2022**

FOR 2023 03

	ORIGINAL ESTIM REV	REVISED EST REV	ACTUAL YTD REVENUE	ACTUAL MTD REVENUE	REMAINING REVENUE	PCT COLL
403 485210 COUNTY W/C SHARE	1,800,000.00	1,800,000.00	457,944.18	151,244.27	1,342,055.82	25.4
403 489900 OTHER REVENUE	500.00	500.00	.00	.00	500.00	.0
TOTAL Other Revenue	1,810,500.00	1,810,500.00	457,944.18	151,244.27	1,352,555.82	25.3%
TOTAL WORKERS COMPENSATION	1,830,500.00	1,830,500.00	477,382.77	151,244.27	1,353,117.23	26.1%
TOTAL REVENUES	1,830,500.00	1,830,500.00	477,382.77	151,244.27	1,353,117.23	
GRAND TOTAL	361,585,240.00	358,092,161.00	93,877,426.00	48,946,115.51	264,215,193.00	26.2%

\*\* END OF REPORT - Generated by Scott, Rhonda \*\*

# Revenue Summaries Report

---

For Fiscal: 2022-2023 Period Ending 12/31/22

**Group/Fund Summary**

**REVENUE SUMMARIES REPORT**  
**GROUP SUMMARY REPORT DECEMBER 2022**

FOR 2023 03

	ORIGINAL ESTIM REV	REVISED EST REV	ACTUAL YTD REVENUE	ACTUAL MTD REVENUE	REMAINING REVENUE	PCT COLL
<b>011 GENERAL FUND</b>						
40 Tax Collections	121,399,223.00	121,399,223.00	36,183,040.69	30,604,973.95	85,216,182.31	29.8%
41 Licenses/Permits	194,419.00	194,419.00	36,514.30	16,752.50	157,904.70	18.8%
42 Intergovernmental	3,120,907.00	3,139,837.00	340,130.82	316,169.08	2,799,706.18	10.8%
43 Fees	3,195,455.00	3,195,455.00	657,573.30	210,139.78	2,538,339.70	20.6%
44 Commissions	4,550,641.00	4,550,641.00	264,137.68	104,464.10	4,286,503.32	5.8%
45 Charges for Services	2,174,555.00	2,174,555.00	253,140.58	118,906.54	1,921,414.42	11.6%
46 Fines/Forfeitures	504,692.00	504,692.00	105,133.75	29,063.47	399,558.25	20.8%
47 Interest	197,197.00	197,197.00	112,406.25	9,686.71	84,790.75	57.0%
48 Other Revenue	2,177,628.00	2,177,628.00	299,576.81	123,069.23	1,878,051.19	13.8%
73 Draws	2,141,660.00	2,141,660.00	.00	.00	2,141,660.00	.0%
80 Transfers	2,900,000.00	2,900,000.00	.00	.00	2,900,000.00	.0%
<b>TOTAL REVENUES</b>	<b>142,556,377.00</b>	<b>142,575,307.00</b>	<b>38,251,654.18</b>	<b>31,533,225.36</b>	<b>104,324,110.82</b>	
<b>020 CONSOLIDATED ROAD AND BRIDGE</b>						
42 Intergovernmental	412,500.00	412,500.00	51,963.50	.00	360,536.50	12.6%
45 Charges for Services	2,757,000.00	2,757,000.00	559,190.00	196,510.00	2,197,810.00	20.3%
47 Interest	10,000.00	10,000.00	2,922.94	.00	7,077.06	29.2%
48 Other Revenue	372,500.00	372,500.00	135,708.00	135,168.00	236,792.00	36.4%
73 Draws	800,000.00	800,000.00	.00	.00	800,000.00	.0%
80 Transfers	12,375,556.00	12,516,656.00	8,516,656.00	8,516,656.00	4,000,000.00	68.0%
<b>TOTAL REVENUES</b>	<b>16,727,556.00</b>	<b>16,868,656.00</b>	<b>9,266,440.44</b>	<b>8,848,334.00</b>	<b>7,602,215.56</b>	
<b>031 PRECINCT 1 PARK</b>						
40 Tax Collections	136,433.00	136,433.00	55,202.00	45,988.51	81,231.00	40.5%
47 Interest	2,500.00	2,500.00	1,138.12	.00	1,361.88	45.5%
48 Other Revenue	16,000.00	16,000.00	2,200.00	600.00	13,800.00	13.8%
73 Draws	47,811.00	47,811.00	.00	.00	47,811.00	.0%
<b>TOTAL REVENUES</b>	<b>202,744.00</b>	<b>202,744.00</b>	<b>58,540.12</b>	<b>46,588.51</b>	<b>144,203.88</b>	
<b>032 SLATON/ROOSEVELT PARK</b>						
40 Tax Collections	136,433.00	136,433.00	55,202.00	45,988.51	81,231.00	40.5%

**REVENUE SUMMARIES REPORT**  
**GROUP SUMMARY REPORT DECEMBER 2022**

FOR 2023 03

	ORIGINAL ESTIM REV	REVISED EST REV	ACTUAL YTD REVENUE	ACTUAL MTD REVENUE	REMAINING REVENUE	PCT COLL
47 Interest	750.00	750.00	115.24	.00	634.76	15.4%
48 Other Revenue	8,000.00	8,000.00	2,425.00	1,050.00	5,575.00	30.3%
<b>TOTAL REVENUES</b>	<b>145,183.00</b>	<b>145,183.00</b>	<b>57,742.24</b>	<b>47,038.51</b>	<b>87,440.76</b>	
<b>033 IDALOU/NEW DEAL PARK</b>						
40 Tax Collections	136,433.00	136,433.00	55,202.00	45,988.51	81,231.00	40.5%
47 Interest	1,000.00	1,000.00	618.84	.00	381.16	61.9%
48 Other Revenue	6,200.00	6,200.00	1,700.00	900.00	4,500.00	27.4%
73 Draws	20,399.00	20,399.00	.00	.00	20,399.00	.0%
<b>TOTAL REVENUES</b>	<b>164,032.00</b>	<b>164,032.00</b>	<b>57,520.84</b>	<b>46,888.51</b>	<b>106,511.16</b>	
<b>034 SHALLOWATER PARK</b>						
40 Tax Collections	136,433.00	136,433.00	55,202.00	45,988.51	81,231.00	40.5%
47 Interest	1,000.00	1,000.00	678.76	.00	321.24	67.9%
48 Other Revenue	2,250.00	2,250.00	1,350.00	650.00	900.00	60.0%
73 Draws	59,948.00	59,948.00	.00	.00	59,948.00	.0%
<b>TOTAL REVENUES</b>	<b>199,631.00</b>	<b>199,631.00</b>	<b>57,230.76</b>	<b>46,638.51</b>	<b>142,400.24</b>	
<b>041 PERMANENT IMPROVEMENT</b>						
40 Tax Collections	2,727,534.00	2,727,534.00	1,104,039.44	919,769.61	1,623,494.56	40.5%
47 Interest	35,000.00	35,000.00	11,619.23	.00	23,380.77	33.2%
48 Other Revenue	483,732.00	483,732.00	120,933.00	40,311.00	362,799.00	25.0%
73 Draws	2,762,883.00	2,762,883.00	.00	.00	2,762,883.00	.0%
80 Transfers	3,610,000.00	3,858,074.00	318,562.00	318,562.00	3,539,512.00	8.3%
<b>TOTAL REVENUES</b>	<b>9,619,149.00</b>	<b>9,867,223.00</b>	<b>1,555,153.67</b>	<b>1,278,642.61</b>	<b>8,312,069.33</b>	
<b>043 LCETRZ NO1 TAX INCREMENT FUND</b>						
47 Interest	1,000.00	1,000.00	438.75	.00	561.25	43.9%
80 Transfers	190,000.00	190,000.00	.00	.00	190,000.00	.0%
<b>TOTAL REVENUES</b>	<b>191,000.00</b>	<b>191,000.00</b>	<b>438.75</b>	<b>.00</b>	<b>190,561.25</b>	
<b>046 TJJJ (P) JJAEP GRANT</b>						

**REVENUE SUMMARIES REPORT**  
**GROUP SUMMARY REPORT DECEMBER 2022**

FOR 2023 03

	ORIGINAL ESTIM REV	REVISED EST REV	ACTUAL YTD REVENUE	ACTUAL MTD REVENUE	REMAINING REVENUE	PCT COLL
42 Intergovernmental	80,000.00	80,000.00	5,420.50	.00	74,579.50	6.8%
TOTAL REVENUES	80,000.00	80,000.00	5,420.50	.00	74,579.50	
<b>047 TJJD (R) REG DIVERSION GRANT</b>						
42 Intergovernmental	15,628.00	15,628.00	13,433.68	.00	2,194.32	86.0%
TOTAL REVENUES	15,628.00	15,628.00	13,433.68	.00	2,194.32	
<b>049 TJJD (S) PREV/INTER GRANT</b>						
42 Intergovernmental	.00	.00	27,500.00	5,500.00	-27,500.00	100.0%
TOTAL REVENUES	.00	.00	27,500.00	5,500.00	-27,500.00	
<b>050 JUVENILE STAR PROGRAM</b>						
42 Intergovernmental	425,000.00	425,000.00	.00	.00	425,000.00	.0%
48 Other Revenue	1,895.00	1,895.00	.00	.00	1,895.00	.0%
80 Transfers	234,600.00	234,600.00	.00	.00	234,600.00	.0%
TOTAL REVENUES	661,495.00	661,495.00	.00	.00	661,495.00	
<b>051 JUVENILE PROBATION</b>						
45 Charges for Services	5,000.00	5,000.00	1,373.00	1,055.00	3,627.00	27.5%
47 Interest	10,000.00	10,000.00	17,284.61	.00	-7,284.61	172.8%
48 Other Revenue	2,000.00	2,000.00	211.27	211.27	1,788.73	10.6%
73 Draws	3,610,000.00	3,610,000.00	.00	.00	3,610,000.00	.0%
80 Transfers	8,458,221.00	8,458,221.00	2,114,555.25	704,851.75	6,343,665.75	25.0%
TOTAL REVENUES	12,085,221.00	12,085,221.00	2,133,424.13	706,118.02	9,951,796.87	
<b>054 TJJD (A) JUV PROB COMM GRANT</b>						
42 Intergovernmental	1,665,568.00	1,665,568.00	442,724.16	109,487.00	1,222,843.84	26.6%
80 Transfers	536,010.00	536,010.00	.00	.00	536,010.00	.0%
TOTAL REVENUES	2,201,578.00	2,201,578.00	442,724.16	109,487.00	1,758,853.84	
<b>055 JUVENILE DETENTION</b>						

**REVENUE SUMMARIES REPORT**  
**GROUP SUMMARY REPORT DECEMBER 2022**

FOR 2023 03

	ORIGINAL ESTIM REV	REVISED EST REV	ACTUAL YTD REVENUE	ACTUAL MTD REVENUE	REMAINING REVENUE	PCT COLL
45 Charges for Services	550,000.00	550,000.00	250,570.00	90,475.00	299,430.00	45.6%
80 Transfers	4,882,696.00	4,882,696.00	.00	.00	4,882,696.00	.0%
<b>TOTAL REVENUES</b>	<b>5,432,696.00</b>	<b>5,432,696.00</b>	<b>250,570.00</b>	<b>90,475.00</b>	<b>5,182,126.00</b>	
<b>057 JUVENILE FOOD SERVICE</b>						
42 Intergovernmental	157,449.00	157,449.00	35,121.61	.00	122,327.39	22.3%
48 Other Revenue	6,405.00	6,405.00	.00	.00	6,405.00	.0%
80 Transfers	255,242.00	255,242.00	.00	.00	255,242.00	.0%
<b>TOTAL REVENUES</b>	<b>419,096.00</b>	<b>419,096.00</b>	<b>35,121.61</b>	<b>.00</b>	<b>383,974.39</b>	
<b>064 TJJD (E) TITLE IV E GRANT</b>						
42 Intergovernmental	98,000.00	98,000.00	3,118.91	.00	94,881.09	3.2%
80 Transfers	106,400.00	106,400.00	.00	.00	106,400.00	.0%
<b>TOTAL REVENUES</b>	<b>204,400.00</b>	<b>204,400.00</b>	<b>3,118.91</b>	<b>.00</b>	<b>201,281.09</b>	
<b>067 CJD DWI COURT GRANT</b>						
42 Intergovernmental	32,951.00	32,951.00	7,724.35	6,102.55	25,226.65	23.4%
<b>TOTAL REVENUES</b>	<b>32,951.00</b>	<b>32,951.00</b>	<b>7,724.35</b>	<b>6,102.55</b>	<b>25,226.65</b>	
<b>070 ON LINE ACCESS</b>						
43 Fees	35,000.00	35,000.00	.00	.00	35,000.00	.0%
47 Interest	1,000.00	1,000.00	692.30	.00	307.70	69.2%
73 Draws	149,000.00	149,000.00	.00	.00	149,000.00	.0%
<b>TOTAL REVENUES</b>	<b>185,000.00</b>	<b>185,000.00</b>	<b>692.30</b>	<b>.00</b>	<b>184,307.70</b>	
<b>072 CJD DRUG COURT GRANT</b>						
42 Intergovernmental	44,092.00	44,092.00	4,916.53	4,896.13	39,175.47	11.2%
<b>TOTAL REVENUES</b>	<b>44,092.00</b>	<b>44,092.00</b>	<b>4,916.53</b>	<b>4,896.13</b>	<b>39,175.47</b>	
<b>074 COUNTY DRUG COURT COURT COST</b>						



**REVENUE SUMMARIES REPORT**  
**GROUP SUMMARY REPORT DECEMBER 2022**

FOR 2023 03

	ORIGINAL ESTIM REV	REVISED EST REV	ACTUAL YTD REVENUE	ACTUAL MTD REVENUE	REMAINING REVENUE	PCT COLL
43 Fees	20,000.00	20,000.00	5,385.55	1,889.69	14,614.45	26.9%
47 Interest	700.00	700.00	579.85	.00	120.15	82.8%
73 Draws	12,540.00	12,540.00	.00	.00	12,540.00	.0%
<b>TOTAL REVENUES</b>	<b>33,240.00</b>	<b>33,240.00</b>	<b>5,965.40</b>	<b>1,889.69</b>	<b>27,274.60</b>	
<b>075 DISPUTE RESOLUTION</b>						
43 Fees	354,565.00	354,565.00	69,453.36	23,347.57	285,111.64	19.6%
47 Interest	.00	.00	-11.35	.00	11.35	100.0%
73 Draws	24,461.00	24,461.00	.00	.00	24,461.00	.0%
<b>TOTAL REVENUES</b>	<b>379,026.00</b>	<b>379,026.00</b>	<b>69,442.01</b>	<b>23,347.57</b>	<b>309,583.99</b>	
<b>076 USDA AG MEDIATION GRANT</b>						
42 Intergovernmental	300,000.00	300,000.00	.00	.00	300,000.00	.0%
43 Fees	1,500.00	1,500.00	81.25	.00	1,418.75	5.4%
48 Other Revenue	118,500.00	118,500.00	.00	.00	118,500.00	.0%
<b>TOTAL REVENUES</b>	<b>420,000.00</b>	<b>420,000.00</b>	<b>81.25</b>	<b>.00</b>	<b>419,918.75</b>	
<b>077 DOMESTIC RELATIONS OFFICE</b>						
42 Intergovernmental	.00	15,000.00	15,000.00	15,000.00	.00	100.0%
43 Fees	179,600.00	179,600.00	15,792.01	3,225.08	163,807.99	8.8%
47 Interest	.00	.00	49.97	.00	-49.97	100.0%
73 Draws	32,744.00	32,744.00	.00	.00	32,744.00	.0%
<b>TOTAL REVENUES</b>	<b>212,344.00</b>	<b>227,344.00</b>	<b>30,841.98</b>	<b>18,225.08</b>	<b>196,502.02</b>	
<b>078 MEDIATION &amp; MENTAL HEALTH GRAN</b>						
42 Intergovernmental	.00	1,437.00	1,437.23	.00	-.23	100.0%
48 Other Revenue	.00	809.00	361.10	.00	447.90	44.6%
80 Transfers	.00	151.00	90.77	.00	60.23	60.1%
<b>TOTAL REVENUES</b>	<b>.00</b>	<b>2,397.00</b>	<b>1,889.10</b>	<b>.00</b>	<b>507.90</b>	
<b>079 VENUE HOT &amp; STVR TAX</b>						

**REVENUE SUMMARIES REPORT**  
**GROUP SUMMARY REPORT DECEMBER 2022**

FOR 2023 03

	ORIGINAL ESTIM REV	REVISED EST REV	ACTUAL YTD REVENUE	ACTUAL MTD REVENUE	REMAINING REVENUE	PCT COLL
40 Tax Collections	2,705,000.00	2,705,000.00	568,649.50	276,869.75	2,136,350.50	21.0%
47 Interest	30,000.00	30,000.00	57,462.72	21,124.22	-27,462.72	191.5%
48 Other Revenue	.00	.00	473.77	-9,326.65	-473.77	100.0%
<b>TOTAL REVENUES</b>	<b>2,735,000.00</b>	<b>2,735,000.00</b>	<b>626,585.99</b>	<b>288,667.32</b>	<b>2,108,414.01</b>	
<b>081 LAW LIBRARY</b>						
45 Charges for Services	172,200.00	172,200.00	35,280.11	11,932.63	136,919.89	20.5%
47 Interest	.00	.00	-3.81	.00	3.81	100.0%
48 Other Revenue	200.00	200.00	38.40	13.40	161.60	19.2%
80 Transfers	28,710.00	28,710.00	28,710.00	28,710.00	.00	100.0%
<b>TOTAL REVENUES</b>	<b>201,110.00</b>	<b>201,110.00</b>	<b>64,024.70</b>	<b>40,656.03</b>	<b>137,085.30</b>	
<b>083 ELECTION SERVICES</b>						
45 Charges for Services	769,775.00	769,775.00	97,000.00	.00	672,775.00	12.6%
<b>TOTAL REVENUES</b>	<b>769,775.00</b>	<b>769,775.00</b>	<b>97,000.00</b>	<b>.00</b>	<b>672,775.00</b>	
<b>084 HELP AMERICA VOTE ACT</b>						
42 Intergovernmental	4,024,697.00	4,024,697.00	325.64	.00	4,024,371.36	.0%
<b>TOTAL REVENUES</b>	<b>4,024,697.00</b>	<b>4,024,697.00</b>	<b>325.64</b>	<b>.00</b>	<b>4,024,371.36</b>	
<b>085 ELECTION ADMINISTRATION</b>						
45 Charges for Services	64,000.00	64,000.00	.00	.00	64,000.00	.0%
47 Interest	.00	.00	506.39	.00	-506.39	100.0%
<b>TOTAL REVENUES</b>	<b>64,000.00</b>	<b>64,000.00</b>	<b>506.39</b>	<b>.00</b>	<b>63,493.61</b>	
<b>086 ELECTION EQUIPMENT</b>						
45 Charges for Services	75,000.00	75,000.00	.00	.00	75,000.00	.0%
47 Interest	.00	.00	640.14	.00	-640.14	100.0%
73 Draws	100.00	100.00	.00	.00	100.00	.0%
<b>TOTAL REVENUES</b>	<b>75,100.00</b>	<b>75,100.00</b>	<b>640.14</b>	<b>.00</b>	<b>74,459.86</b>	

**REVENUE SUMMARIES REPORT**  
**GROUP SUMMARY REPORT DECEMBER 2022**

FOR 2023 03

	ORIGINAL ESTIM REV	REVISED EST REV	ACTUAL YTD REVENUE	ACTUAL MTD REVENUE	REMAINING REVENUE	PCT COLL
<b>090 DIST CLK RECORDS MGT. AND PRES</b>						
43 Fees	18,800.00	18,800.00	143.64	44.87	18,656.36	.8%
47 Interest	600.00	600.00	128.28	.00	471.72	21.4%
73 Draws	23,902.00	23,902.00	.00	.00	23,902.00	.0%
TOTAL REVENUES	43,302.00	43,302.00	271.92	44.87	43,030.08	
<b>091 CTY CLK RECORDS MGT. AND PRES</b>						
43 Fees	545,725.00	545,725.00	107,025.04	36,431.62	438,699.96	19.6%
47 Interest	10,000.00	10,000.00	10,772.37	.00	-772.37	107.7%
73 Draws	92,733.00	92,733.00	.00	.00	92,733.00	.0%
TOTAL REVENUES	648,458.00	648,458.00	117,797.41	36,431.62	530,660.59	
<b>092 CTY RECORDS MGT. AND PRES</b>						
43 Fees	58,000.00	58,000.00	35,366.48	11,665.53	22,633.52	61.0%
47 Interest	6,000.00	6,000.00	914.23	.00	5,085.77	15.2%
73 Draws	22,201.00	22,201.00	.00	.00	22,201.00	.0%
TOTAL REVENUES	86,201.00	86,201.00	36,280.71	11,665.53	49,920.29	
<b>093 COURTHOUSE SECURITY</b>						
43 Fees	115,111.00	115,111.00	36,314.10	12,192.52	78,796.90	31.5%
47 Interest	60.00	60.00	203.84	.00	-143.84	339.7%
TOTAL REVENUES	115,171.00	115,171.00	36,517.94	12,192.52	78,653.06	
<b>094 COURT RECORD PRESERVATION</b>						
43 Fees	48,000.00	48,000.00	61.16	10.04	47,938.84	.1%
47 Interest	600.00	600.00	601.71	.00	-1.71	100.3%
TOTAL REVENUES	48,600.00	48,600.00	662.87	10.04	47,937.13	
<b>095 LOCAL TRUANCY PREVENT &amp; DIVERS</b>						

**REVENUE SUMMARIES REPORT**  
**GROUP SUMMARY REPORT DECEMBER 2022**

FOR 2023 03

	ORIGINAL ESTIM REV	REVISED EST REV	ACTUAL YTD REVENUE	ACTUAL MTD REVENUE	REMAINING REVENUE	PCT COLL
43 Fees	20,000.00	20,000.00	2,867.67	942.51	17,132.33	14.3%
47 Interest	15.00	15.00	82.95	.00	-67.95	553.0%
<b>TOTAL REVENUES</b>	<b>20,015.00</b>	<b>20,015.00</b>	<b>2,950.62</b>	<b>942.51</b>	<b>17,064.38</b>	
<b>096 HISTORICAL COMMISSION</b>						
47 Interest	600.00	600.00	32.57	.00	567.43	5.4%
73 Draws	12,150.00	12,150.00	.00	.00	12,150.00	.0%
80 Transfers	5,550.00	5,550.00	5,550.00	5,550.00	.00	100.0%
<b>TOTAL REVENUES</b>	<b>18,300.00</b>	<b>18,300.00</b>	<b>5,582.57</b>	<b>5,550.00</b>	<b>12,717.43</b>	
<b>097 CHILD ABUSE PREVENTION</b>						
43 Fees	1,500.00	1,500.00	49.33	2.57	1,450.67	3.3%
47 Interest	25.00	25.00	10.16	.00	14.84	40.6%
<b>TOTAL REVENUES</b>	<b>1,525.00</b>	<b>1,525.00</b>	<b>59.49</b>	<b>2.57</b>	<b>1,465.51</b>	
<b>099 CTY/DIST COURT TECHNOLOGY</b>						
43 Fees	3,300.00	3,300.00	932.60	283.95	2,367.40	28.3%
47 Interest	300.00	300.00	168.71	.00	131.29	56.2%
73 Draws	900.00	900.00	.00	.00	900.00	.0%
<b>TOTAL REVENUES</b>	<b>4,500.00</b>	<b>4,500.00</b>	<b>1,101.31</b>	<b>283.95</b>	<b>3,398.69</b>	
<b>102 DIST COURT RECORDS TECHNOLOGY</b>						
43 Fees	20,000.00	20,000.00	159.64	40.11	19,840.36	.8%
47 Interest	500.00	500.00	235.71	.00	264.29	47.1%
73 Draws	39,500.00	39,500.00	.00	.00	39,500.00	.0%
<b>TOTAL REVENUES</b>	<b>60,000.00</b>	<b>60,000.00</b>	<b>395.35</b>	<b>40.11</b>	<b>59,604.65</b>	
<b>103 COUNTY CLERK RECORDS ARCHIVES</b>						
43 Fees	550,000.00	550,000.00	105,990.00	36,140.00	444,010.00	19.3%

**REVENUE SUMMARIES REPORT**  
**GROUP SUMMARY REPORT DECEMBER 2022**

FOR 2023 03

	ORIGINAL ESTIM REV	REVISED EST REV	ACTUAL YTD REVENUE	ACTUAL MTD REVENUE	REMAINING REVENUE	PCT COLL
47 Interest	10,000.00	10,000.00	7,746.04	.00	2,253.96	77.5%
73 Draws	920,000.00	920,000.00	.00	.00	920,000.00	.0%
<b>TOTAL REVENUES</b>	<b>1,480,000.00</b>	<b>1,480,000.00</b>	<b>113,736.04</b>	<b>36,140.00</b>	<b>1,366,263.96</b>	
<b>105 COMMUNITY/ECONOMIC DEV PRG</b>						
42 Intergovernmental	16,000.00	16,000.00	.00	.00	16,000.00	.0%
47 Interest	700.00	700.00	1,204.38	.00	-504.38	172.1%
73 Draws	8,010.00	8,010.00	.00	.00	8,010.00	.0%
<b>TOTAL REVENUES</b>	<b>24,710.00</b>	<b>24,710.00</b>	<b>1,204.38</b>	<b>.00</b>	<b>23,505.62</b>	
<b>106 AMERICAN RESCUE PLAN ACT</b>						
42 Intergovernmental	34,372,468.00	29,698,352.00	29,636,114.77	.00	62,237.23	99.8%
47 Interest	.00	.00	383,946.93	.00	-383,946.93	100.0%
<b>TOTAL REVENUES</b>	<b>34,372,468.00</b>	<b>29,698,352.00</b>	<b>30,020,061.70</b>	<b>.00</b>	<b>-321,709.70</b>	
<b>108 JP1 JUSTICE COURT TECHNOLOGY</b>						
43 Fees	6,500.00	6,500.00	1,131.35	381.67	5,368.65	17.4%
47 Interest	300.00	300.00	126.94	.00	173.06	42.3%
73 Draws	22,001.00	22,001.00	.00	.00	22,001.00	.0%
<b>TOTAL REVENUES</b>	<b>28,801.00</b>	<b>28,801.00</b>	<b>1,258.29</b>	<b>381.67</b>	<b>27,542.71</b>	
<b>109 JP2 JUSTICE COURT TECHNOLOGY</b>						
43 Fees	2,000.00	2,000.00	347.11	127.86	1,652.89	17.4%
47 Interest	333.00	333.00	200.77	.00	132.23	60.3%
73 Draws	17,667.00	17,667.00	.00	.00	17,667.00	.0%
<b>TOTAL REVENUES</b>	<b>20,000.00</b>	<b>20,000.00</b>	<b>547.88</b>	<b>127.86</b>	<b>19,452.12</b>	
<b>110 JP3 JUSTICE COURT TECHNOLOGY</b>						
43 Fees	2,000.00	2,000.00	289.43	100.47	1,710.57	14.5%

**REVENUE SUMMARIES REPORT**  
**GROUP SUMMARY REPORT DECEMBER 2022**

FOR 2023 03

	ORIGINAL ESTIM REV	REVISED EST REV	ACTUAL YTD REVENUE	ACTUAL MTD REVENUE	REMAINING REVENUE	PCT COLL
47 Interest	101.00	101.00	62.76	.00	38.24	62.1%
73 Draws	18,417.00	18,417.00	.00	.00	18,417.00	.0%
<b>TOTAL REVENUES</b>	<b>20,518.00</b>	<b>20,518.00</b>	<b>352.19</b>	<b>100.47</b>	<b>20,165.81</b>	
<b>111 JP4 JUSTICE COURT TECHNOLOGY</b>						
43 Fees	7,330.00	7,330.00	839.44	238.44	6,490.56	11.5%
47 Interest	300.00	300.00	208.42	.00	91.58	69.5%
73 Draws	920.00	920.00	.00	.00	920.00	.0%
<b>TOTAL REVENUES</b>	<b>8,550.00</b>	<b>8,550.00</b>	<b>1,047.86</b>	<b>238.44</b>	<b>7,502.14</b>	
<b>112 COURT FACILITY FEE</b>						
43 Fees	95,000.00	95,000.00	20,012.67	6,776.64	74,987.33	21.1%
47 Interest	.00	.00	152.34	.00	-152.34	100.0%
<b>TOTAL REVENUES</b>	<b>95,000.00</b>	<b>95,000.00</b>	<b>20,165.01</b>	<b>6,776.64</b>	<b>74,834.99</b>	
<b>114 JUDICIAL EDUCATION &amp; SUPPORT</b>						
43 Fees	5,568.00	5,568.00	1,025.00	350.00	4,543.00	18.4%
47 Interest	.00	.00	8.94	.00	-8.94	100.0%
<b>TOTAL REVENUES</b>	<b>5,568.00</b>	<b>5,568.00</b>	<b>1,033.94</b>	<b>350.00</b>	<b>4,534.06</b>	
<b>115 LANGUAGE ACCESS</b>						
43 Fees	33,414.00	33,414.00	8,566.97	2,705.52	24,847.03	25.6%
47 Interest	.00	.00	57.96	.00	-57.96	100.0%
<b>TOTAL REVENUES</b>	<b>33,414.00</b>	<b>33,414.00</b>	<b>8,624.93</b>	<b>2,705.52</b>	<b>24,789.07</b>	
<b>122 SHERIFF CONTRABAND</b>						
46 Fines/Forfeitures	250,000.00	250,000.00	.00	.00	250,000.00	.0%
47 Interest	3,500.00	3,500.00	.00	.00	3,500.00	.0%
48 Other Revenue	10,000.00	10,000.00	.00	.00	10,000.00	.0%

**REVENUE SUMMARIES REPORT**  
**GROUP SUMMARY REPORT DECEMBER 2022**

FOR 2023 03

	ORIGINAL ESTIM REV	REVISED EST REV	ACTUAL YTD REVENUE	ACTUAL MTD REVENUE	REMAINING REVENUE	PCT COLL
73 Draws	126,500.00	126,500.00	.00	.00	126,500.00	.0%
TOTAL REVENUES	390,000.00	390,000.00	.00	.00	390,000.00	
<b>124 INMATE SUPPLY</b>						
47 Interest	14,000.00	14,000.00	.00	.00	14,000.00	.0%
48 Other Revenue	1,100,000.00	1,100,000.00	.00	.00	1,100,000.00	.0%
TOTAL REVENUES	1,114,000.00	1,114,000.00	.00	.00	1,114,000.00	
<b>126 VINE GRANT</b>						
42 Intergovernmental	30,171.00	30,171.00	.00	.00	30,171.00	.0%
TOTAL REVENUES	30,171.00	30,171.00	.00	.00	30,171.00	
<b>128 HOMELAND SECURITY GRANT</b>						
42 Intergovernmental	150,700.00	160,705.00	.00	.00	160,705.00	.0%
TOTAL REVENUES	150,700.00	160,705.00	.00	.00	160,705.00	
<b>129 HAZARD MITIGATION GRANT-EM</b>						
42 Intergovernmental	243,600.00	243,600.00	.00	.00	243,600.00	.0%
TOTAL REVENUES	243,600.00	243,600.00	.00	.00	243,600.00	
<b>130 PROJECT SAFE NEIGHBORHOOD</b>						
42 Intergovernmental	81,753.00	81,753.00	.00	.00	81,753.00	.0%
TOTAL REVENUES	81,753.00	81,753.00	.00	.00	81,753.00	
<b>142 LEOSE SHERIFF</b>						
42 Intergovernmental	50,000.00	50,000.00	.00	.00	50,000.00	.0%

**REVENUE SUMMARIES REPORT**  
**GROUP SUMMARY REPORT DECEMBER 2022**

FOR 2023 03

	ORIGINAL ESTIM REV	REVISED EST REV	ACTUAL YTD REVENUE	ACTUAL MTD REVENUE	REMAINING REVENUE	PCT COLL
47 Interest	500.00	500.00	317.92	.00	182.08	63.6%
73 Draws	74,500.00	74,500.00	.00	.00	74,500.00	.0%
TOTAL REVENUES	125,000.00	125,000.00	317.92	.00	124,682.08	
<b>145 SHERIFF COMMISSARY SALARY</b>						
42 Intergovernmental	771,814.00	771,814.00	183,299.54	95,101.94	588,514.46	23.7%
TOTAL REVENUES	771,814.00	771,814.00	183,299.54	95,101.94	588,514.46	
<b>150 TAG GRANT</b>						
42 Intergovernmental	1,859,810.00	1,859,810.00	199,219.19	130,727.53	1,660,590.81	10.7%
TOTAL REVENUES	1,859,810.00	1,859,810.00	199,219.19	130,727.53	1,660,590.81	
<b>161 CDA BUSINESS CRIMES</b>						
43 Fees	60,000.00	60,000.00	.00	.00	60,000.00	.0%
47 Interest	380.00	380.00	.00	.00	380.00	.0%
48 Other Revenue	48,120.00	48,120.00	.00	.00	48,120.00	.0%
TOTAL REVENUES	108,500.00	108,500.00	.00	.00	108,500.00	
<b>163 CDA CONTRABAND</b>						
47 Interest	500.00	500.00	.00	.00	500.00	.0%
48 Other Revenue	76,000.00	76,000.00	.00	.00	76,000.00	.0%
TOTAL REVENUES	76,500.00	76,500.00	.00	.00	76,500.00	
<b>164 CDA SPATTF GRANT</b>						
42 Intergovernmental	446,785.00	446,785.00	77,495.27	.00	369,289.73	17.3%
47 Interest	.00	.00	10,417.19	117.67	-10,417.19	100.0%
48 Other Revenue	227,158.00	227,158.00	107,858.97	22,544.84	119,299.03	47.5%
80 Transfers	221,273.00	221,273.00	6,807.06	.00	214,465.94	3.1%
TOTAL REVENUES	895,216.00	895,216.00	202,578.49	22,662.51	692,637.51	
<b>166 CDA JAG GRANT</b>						



**REVENUE SUMMARIES REPORT**  
**GROUP SUMMARY REPORT DECEMBER 2022**

FOR 2023 03

	ORIGINAL ESTIM REV	REVISED EST REV	ACTUAL YTD REVENUE	ACTUAL MTD REVENUE	REMAINING REVENUE	PCT COLL
42 Intergovernmental	153,256.00	153,256.00	155,284.16	.00	-2,028.16	101.3%
47 Interest	.00	.00	2,459.14	507.87	-2,459.14	100.0%
<b>TOTAL REVENUES</b>	<b>153,256.00</b>	<b>153,256.00</b>	<b>157,743.30</b>	<b>507.87</b>	<b>-4,487.30</b>	
<b>168 CDA Border Prosecution Unit</b>						
42 Intergovernmental	149,762.00	149,762.00	30,805.36	10,215.11	118,956.64	20.6%
<b>TOTAL REVENUES</b>	<b>149,762.00</b>	<b>149,762.00</b>	<b>30,805.36</b>	<b>10,215.11</b>	<b>118,956.64</b>	
<b>171 CDA VOCA VICTIM ADV PROJECT</b>						
42 Intergovernmental	124,086.00	124,086.00	26,392.41	8,781.77	97,693.59	21.3%
80 Transfers	31,022.00	31,022.00	6,598.10	2,195.44	24,423.90	21.3%
<b>TOTAL REVENUES</b>	<b>155,108.00</b>	<b>155,108.00</b>	<b>32,990.51</b>	<b>10,977.21</b>	<b>122,117.49</b>	
<b>201 GEN OB REFUNDING BOND SRS 2016</b>						
40 Tax Collections	5,725,375.00	5,725,375.00	2,520,695.77	2,099,833.92	3,204,679.23	44.0%
47 Interest	10,000.00	10,000.00	3,835.40	.00	6,164.60	38.4%
<b>TOTAL REVENUES</b>	<b>5,735,375.00</b>	<b>5,735,375.00</b>	<b>2,524,531.17</b>	<b>2,099,833.92</b>	<b>3,210,843.83</b>	
<b>202 UNLIMITED TAX ROAD BONDS</b>						
40 Tax Collections	1,886,863.00	1,886,863.00	829,015.53	690,927.89	1,057,847.47	43.9%
47 Interest	1,200.00	1,200.00	174.79	.00	1,025.21	14.6%
<b>TOTAL REVENUES</b>	<b>1,888,063.00</b>	<b>1,888,063.00</b>	<b>829,190.32</b>	<b>690,927.89</b>	<b>1,058,872.68</b>	
<b>203 GEN OB REFUNDING BOND SRS 2021</b>						
40 Tax Collections	742,250.00	742,250.00	324,734.40	271,140.94	417,515.60	43.8%
47 Interest	50.00	50.00	168.28	.00	-118.28	336.6%
<b>TOTAL REVENUES</b>	<b>742,300.00</b>	<b>742,300.00</b>	<b>324,902.68</b>	<b>271,140.94</b>	<b>417,397.32</b>	
<b>206 GEN OB REFUNDING BOND SRS 2013</b>						

**REVENUE SUMMARIES REPORT**  
**GROUP SUMMARY REPORT DECEMBER 2022**

FOR 2023 03

	ORIGINAL ESTIM REV	REVISED EST REV	ACTUAL YTD REVENUE	ACTUAL MTD REVENUE	REMAINING REVENUE	PCT COLL
40 Tax Collections	720,250.00	720,250.00	.00	.00	720,250.00	.0%
47 Interest	1,000.00	1,000.00	.00	.00	1,000.00	.0%
73 Draws	74,800.00	74,800.00	.00	.00	74,800.00	.0%
<b>TOTAL REVENUES</b>	<b>796,050.00</b>	<b>796,050.00</b>	<b>.00</b>	<b>.00</b>	<b>796,050.00</b>	
<b>208 SPECIAL TAX REVENUE BONDS 2020</b>						
47 Interest	.00	.00	1,259.90	.00	-1,259.90	100.0%
73 Draws	610,816.00	610,816.00	.00	.00	610,816.00	.0%
80 Transfers	599,740.00	599,740.00	599,740.00	599,740.00	.00	100.0%
<b>TOTAL REVENUES</b>	<b>1,210,556.00</b>	<b>1,210,556.00</b>	<b>600,999.90</b>	<b>599,740.00</b>	<b>609,556.10</b>	
<b>301 MPO ROAD CONSTRUCTION</b>						
47 Interest	100.00	100.00	3,425.84	.00	-3,325.84	3425.8%
80 Transfers	1,410,100.00	1,410,100.00	1,410,100.00	.00	.00	100.0%
<b>TOTAL REVENUES</b>	<b>1,410,200.00</b>	<b>1,410,200.00</b>	<b>1,413,525.84</b>	<b>.00</b>	<b>-3,325.84</b>	
<b>302 TAX ROAD BOND CONSTRUCTION</b>						
47 Interest	60,000.00	60,000.00	79,944.50	.00	-19,944.50	133.2%
48 Other Revenue	53,525,000.00	53,525,000.00	.00	.00	53,525,000.00	.0%
73 Draws	33,056,624.00	33,056,624.00	.00	.00	33,056,624.00	.0%
<b>TOTAL REVENUES</b>	<b>86,641,624.00</b>	<b>86,641,624.00</b>	<b>79,944.50</b>	<b>.00</b>	<b>86,561,679.50</b>	
<b>307 CRTS RENOVATIONS #2</b>						
47 Interest	4,000.00	4,000.00	4,164.56	.00	-164.56	104.1%
73 Draws	1,900,000.00	1,900,000.00	.00	.00	1,900,000.00	.0%
80 Transfers	1,010,000.00	1,010,000.00	.00	.00	1,010,000.00	.0%
<b>TOTAL REVENUES</b>	<b>2,914,000.00</b>	<b>2,914,000.00</b>	<b>4,164.56</b>	<b>.00</b>	<b>2,909,835.44</b>	
<b>308 VENUE CAPITAL PROJECT</b>						

**REVENUE SUMMARIES REPORT**  
**GROUP SUMMARY REPORT DECEMBER 2022**

FOR 2023 03

	ORIGINAL ESTIM REV	REVISED EST REV	ACTUAL YTD REVENUE	ACTUAL MTD REVENUE	REMAINING REVENUE	PCT COLL
47 Interest	.00	.00	1,397.78	.00	-1,397.78	100.0%
73 Draws	169,160.00	169,160.00	.00	.00	169,160.00	.0%
80 Transfers	.00	745,531.00	745,530.17	745,530.17	.83	100.0%
<b>TOTAL REVENUES</b>	<b>169,160.00</b>	<b>914,691.00</b>	<b>746,927.95</b>	<b>745,530.17</b>	<b>167,763.05</b>	
<b>401 EMPLOYEE HEALTH BENEFIT</b>						
47 Interest	20,000.00	20,000.00	14,238.71	.00	5,761.29	71.2%
48 Other Revenue	12,817,000.00	12,817,000.00	2,558,341.11	860,801.43	10,258,658.89	20.0%
73 Draws	1,888,000.00	1,888,000.00	.00	.00	1,888,000.00	.0%
<b>TOTAL REVENUES</b>	<b>14,725,000.00</b>	<b>14,725,000.00</b>	<b>2,572,579.82</b>	<b>860,801.43</b>	<b>12,152,420.18</b>	
<b>403 WORKERS COMPENSATION</b>						
47 Interest	20,000.00	20,000.00	19,438.59	.00	561.41	97.2%
48 Other Revenue	1,810,500.00	1,810,500.00	457,944.18	151,244.27	1,352,555.82	25.3%
<b>TOTAL REVENUES</b>	<b>1,830,500.00</b>	<b>1,830,500.00</b>	<b>477,382.77</b>	<b>151,244.27</b>	<b>1,353,117.23</b>	
<b>GRAND TOTAL</b>	<b>361,585,240.00</b>	<b>358,092,161.00</b>	<b>93,877,426.00</b>	<b>48,946,115.51</b>	<b>264,215,193.00</b>	<b>26.2%</b>

\*\* END OF REPORT - Generated by Scott, Rhonda \*\*

**REVENUE SUMMARIES REPORT**  
**FUND SUMMARY REPORT DECEMBER 2022**

FOR 2023 03

	ORIGINAL ESTIM REV	REVISED EST REV	ACTUAL YTD REVENUE	ACTUAL MTD REVENUE	REMAINING REVENUE	PCT COLL
<b>011 GENERAL FUND</b>						
TOTAL REVENUES	142,556,377.00	142,575,307.00	38,251,654.18	31,533,225.36	104,324,110.82	
<b>020 CONSOLIDATED ROAD AND BRIDGE</b>						
TOTAL REVENUES	16,727,556.00	16,868,656.00	9,266,440.44	8,848,334.00	7,602,215.56	
<b>031 PRECINCT 1 PARK</b>						
TOTAL REVENUES	202,744.00	202,744.00	58,540.12	46,588.51	144,203.88	
<b>032 SLATON/ROOSEVELT PARK</b>						
TOTAL REVENUES	145,183.00	145,183.00	57,742.24	47,038.51	87,440.76	
<b>033 IDALOU/NEW DEAL PARK</b>						
TOTAL REVENUES	164,032.00	164,032.00	57,520.84	46,888.51	106,511.16	
<b>034 SHALLOWATER PARK</b>						
TOTAL REVENUES	199,631.00	199,631.00	57,230.76	46,638.51	142,400.24	
<b>041 PERMANENT IMPROVEMENT</b>						
TOTAL REVENUES	9,619,149.00	9,867,223.00	1,555,153.67	1,278,642.61	8,312,069.33	
<b>043 LCETRZ NO1 TAX INCREMENT FUND</b>						
TOTAL REVENUES	191,000.00	191,000.00	438.75	.00	190,561.25	
<b>046 TJJD (P) JJAEP GRANT</b>						
TOTAL REVENUES	80,000.00	80,000.00	5,420.50	.00	74,579.50	
<b>047 TJJD (R) REG DIVERSION GRANT</b>						
TOTAL REVENUES	15,628.00	15,628.00	13,433.68	.00	2,194.32	
<b>049 TJJD (S) PREV/INTER GRANT</b>						
TOTAL REVENUES	.00	.00	27,500.00	5,500.00	-27,500.00	
<b>050 JUVENILE STAR PROGRAM</b>						

**REVENUE SUMMARIES REPORT**  
**FUND SUMMARY REPORT DECEMBER 2022**

FOR 2023 03

	ORIGINAL ESTIM REV	REVISED EST REV	ACTUAL YTD REVENUE	ACTUAL MTD REVENUE	REMAINING REVENUE	PCT COLL
TOTAL REVENUES	661,495.00	661,495.00	.00	.00	661,495.00	
<b>051 JUVENILE PROBATION</b>						
TOTAL REVENUES	12,085,221.00	12,085,221.00	2,133,424.13	706,118.02	9,951,796.87	
<b>054 TJJD (A) JUV PROB COMM GRANT</b>						
TOTAL REVENUES	2,201,578.00	2,201,578.00	442,724.16	109,487.00	1,758,853.84	
<b>055 JUVENILE DETENTION</b>						
TOTAL REVENUES	5,432,696.00	5,432,696.00	250,570.00	90,475.00	5,182,126.00	
<b>057 JUVENILE FOOD SERVICE</b>						
TOTAL REVENUES	419,096.00	419,096.00	35,121.61	.00	383,974.39	
<b>064 TJJD (E) TITLE IV E GRANT</b>						
TOTAL REVENUES	204,400.00	204,400.00	3,118.91	.00	201,281.09	
<b>067 CJD DWI COURT GRANT</b>						
TOTAL REVENUES	32,951.00	32,951.00	7,724.35	6,102.55	25,226.65	
<b>070 ON LINE ACCESS</b>						
TOTAL REVENUES	185,000.00	185,000.00	692.30	.00	184,307.70	
<b>072 CJD DRUG COURT GRANT</b>						
TOTAL REVENUES	44,092.00	44,092.00	4,916.53	4,896.13	39,175.47	
<b>074 COUNTY DRUG COURT COURT COST</b>						
TOTAL REVENUES	33,240.00	33,240.00	5,965.40	1,889.69	27,274.60	
<b>075 DISPUTE RESOLUTION</b>						
TOTAL REVENUES	379,026.00	379,026.00	69,442.01	23,347.57	309,583.99	
<b>076 USDA AG MEDIATION GRANT</b>						

**REVENUE SUMMARIES REPORT**  
**FUND SUMMARY REPORT DECEMBER 2022**

FOR 2023 03

	ORIGINAL ESTIM REV	REVISED EST REV	ACTUAL YTD REVENUE	ACTUAL MTD REVENUE	REMAINING REVENUE	PCT COLL
TOTAL REVENUES	420,000.00	420,000.00	81.25	.00	419,918.75	
<b>077 DOMESTIC RELATIONS OFFICE</b>						
TOTAL REVENUES	212,344.00	227,344.00	30,841.98	18,225.08	196,502.02	
<b>078 MEDIATION &amp; MENTAL HEALTH GRAN</b>						
TOTAL REVENUES	.00	2,397.00	1,889.10	.00	507.90	
<b>079 VENUE HOT &amp; STVR TAX</b>						
TOTAL REVENUES	2,735,000.00	2,735,000.00	626,585.99	288,667.32	2,108,414.01	
<b>081 LAW LIBRARY</b>						
TOTAL REVENUES	201,110.00	201,110.00	64,024.70	40,656.03	137,085.30	
<b>083 ELECTION SERVICES</b>						
TOTAL REVENUES	769,775.00	769,775.00	97,000.00	.00	672,775.00	
<b>084 HELP AMERICA VOTE ACT</b>						
TOTAL REVENUES	4,024,697.00	4,024,697.00	325.64	.00	4,024,371.36	
<b>085 ELECTION ADMINISTRATION</b>						
TOTAL REVENUES	64,000.00	64,000.00	506.39	.00	63,493.61	
<b>086 ELECTION EQUIPMENT</b>						
TOTAL REVENUES	75,100.00	75,100.00	640.14	.00	74,459.86	
<b>090 DIST CLK RECORDS MGT. AND PRES</b>						
TOTAL REVENUES	43,302.00	43,302.00	271.92	44.87	43,030.08	
<b>091 CTY CLK RECORDS MGT. AND PRES</b>						
TOTAL REVENUES	648,458.00	648,458.00	117,797.41	36,431.62	530,660.59	
<b>092 CTY RECORDS MGT. AND PRES</b>						

**REVENUE SUMMARIES REPORT**  
**FUND SUMMARY REPORT DECEMBER 2022**

FOR 2023 03

	ORIGINAL ESTIM REV	REVISED EST REV	ACTUAL YTD REVENUE	ACTUAL MTD REVENUE	REMAINING REVENUE	PCT COLL
TOTAL REVENUES	86,201.00	86,201.00	36,280.71	11,665.53	49,920.29	
093 COURTHOUSE SECURITY						
TOTAL REVENUES	115,171.00	115,171.00	36,517.94	12,192.52	78,653.06	
094 COURT RECORD PRESERVATION						
TOTAL REVENUES	48,600.00	48,600.00	662.87	10.04	47,937.13	
095 LOCAL TRUANCY PREVENT & DIVERS						
TOTAL REVENUES	20,015.00	20,015.00	2,950.62	942.51	17,064.38	
096 HISTORICAL COMMISSION						
TOTAL REVENUES	18,300.00	18,300.00	5,582.57	5,550.00	12,717.43	
097 CHILD ABUSE PREVENTION						
TOTAL REVENUES	1,525.00	1,525.00	59.49	2.57	1,465.51	
099 CTY/DIST COURT TECHNOLOGY						
TOTAL REVENUES	4,500.00	4,500.00	1,101.31	283.95	3,398.69	
102 DIST COURT RECORDS TECHNOLOGY						
TOTAL REVENUES	60,000.00	60,000.00	395.35	40.11	59,604.65	
103 COUNTY CLERK RECORDS ARCHIVES						
TOTAL REVENUES	1,480,000.00	1,480,000.00	113,736.04	36,140.00	1,366,263.96	
105 COMMUNITY/ECONOMIC DEV PRG						
TOTAL REVENUES	24,710.00	24,710.00	1,204.38	.00	23,505.62	
106 AMERICAN RESCUE PLAN ACT						
TOTAL REVENUES	34,372,468.00	29,698,352.00	30,020,061.70	.00	-321,709.70	
108 JP1 JUSTICE COURT TECHNOLOGY						

**REVENUE SUMMARIES REPORT**  
**FUND SUMMARY REPORT DECEMBER 2022**

FOR 2023 03

	ORIGINAL ESTIM REV	REVISED EST REV	ACTUAL YTD REVENUE	ACTUAL MTD REVENUE	REMAINING REVENUE	PCT COLL
TOTAL REVENUES	28,801.00	28,801.00	1,258.29	381.67	27,542.71	
<b>109 JP2 JUSTICE COURT TECHNOLOGY</b>						
TOTAL REVENUES	20,000.00	20,000.00	547.88	127.86	19,452.12	
<b>110 JP3 JUSTICE COURT TECHNOLOGY</b>						
TOTAL REVENUES	20,518.00	20,518.00	352.19	100.47	20,165.81	
<b>111 JP4 JUSTICE COURT TECHNOLOGY</b>						
TOTAL REVENUES	8,550.00	8,550.00	1,047.86	238.44	7,502.14	
<b>112 COURT FACILITY FEE</b>						
TOTAL REVENUES	95,000.00	95,000.00	20,165.01	6,776.64	74,834.99	
<b>114 JUDICIAL EDUCATION &amp; SUPPORT</b>						
TOTAL REVENUES	5,568.00	5,568.00	1,033.94	350.00	4,534.06	
<b>115 LANGUAGE ACCESS</b>						
TOTAL REVENUES	33,414.00	33,414.00	8,624.93	2,705.52	24,789.07	
<b>122 SHERIFF CONTRABAND</b>						
TOTAL REVENUES	390,000.00	390,000.00	.00	.00	390,000.00	
<b>124 INMATE SUPPLY</b>						
TOTAL REVENUES	1,114,000.00	1,114,000.00	.00	.00	1,114,000.00	
<b>126 VINE GRANT</b>						
TOTAL REVENUES	30,171.00	30,171.00	.00	.00	30,171.00	
<b>128 HOMELAND SECURITY GRANT</b>						
TOTAL REVENUES	150,700.00	160,705.00	.00	.00	160,705.00	
<b>129 HAZARD MITIGATION GRANT-EM</b>						



**REVENUE SUMMARIES REPORT**  
**FUND SUMMARY REPORT DECEMBER 2022**

FOR 2023 03

	ORIGINAL ESTIM REV	REVISED EST REV	ACTUAL YTD REVENUE	ACTUAL MTD REVENUE	REMAINING REVENUE	PCT COLL
TOTAL REVENUES	243,600.00	243,600.00	.00	.00	243,600.00	
130 PROJECT SAFE NEIGHBORHOOD						
TOTAL REVENUES	81,753.00	81,753.00	.00	.00	81,753.00	
142 LOOSE SHERIFF						
TOTAL REVENUES	125,000.00	125,000.00	317.92	.00	124,682.08	
145 SHERIFF COMMISSARY SALARY						
TOTAL REVENUES	771,814.00	771,814.00	183,299.54	95,101.94	588,514.46	
150 TAG GRANT						
TOTAL REVENUES	1,859,810.00	1,859,810.00	199,219.19	130,727.53	1,660,590.81	
161 CDA BUSINESS CRIMES						
TOTAL REVENUES	108,500.00	108,500.00	.00	.00	108,500.00	
163 CDA CONTRABAND						
TOTAL REVENUES	76,500.00	76,500.00	.00	.00	76,500.00	
164 CDA SPATTF GRANT						
TOTAL REVENUES	895,216.00	895,216.00	202,578.49	22,662.51	692,637.51	
166 CDA JAG GRANT						
TOTAL REVENUES	153,256.00	153,256.00	157,743.30	507.87	-4,487.30	
168 CDA Border Prosecution Unit						
TOTAL REVENUES	149,762.00	149,762.00	30,805.36	10,215.11	118,956.64	
171 CDA VOCA VICTIM ADV PROJECT						
TOTAL REVENUES	155,108.00	155,108.00	32,990.51	10,977.21	122,117.49	
201 GEN OB REFUNDING BOND SRS 2016						

**REVENUE SUMMARIES REPORT**  
**FUND SUMMARY REPORT DECEMBER 2022**

FOR 2023 03

	ORIGINAL ESTIM REV	REVISED EST REV	ACTUAL YTD REVENUE	ACTUAL MTD REVENUE	REMAINING REVENUE	PCT COLL
TOTAL REVENUES	5,735,375.00	5,735,375.00	2,524,531.17	2,099,833.92	3,210,843.83	
202 UNLIMITED TAX ROAD BONDS						
TOTAL REVENUES	1,888,063.00	1,888,063.00	829,190.32	690,927.89	1,058,872.68	
203 GEN OB REFUNDING BOND SRS 2021						
TOTAL REVENUES	742,300.00	742,300.00	324,902.68	271,140.94	417,397.32	
206 GEN OB REFUNDING BOND SRS 2013						
TOTAL REVENUES	796,050.00	796,050.00	.00	.00	796,050.00	
208 SPECIAL TAX REVENUE BONDS 2020						
TOTAL REVENUES	1,210,556.00	1,210,556.00	600,999.90	599,740.00	609,556.10	
301 MPO ROAD CONSTRUCTION						
TOTAL REVENUES	1,410,200.00	1,410,200.00	1,413,525.84	.00	-3,325.84	
302 TAX ROAD BOND CONSTRUCTION						
TOTAL REVENUES	86,641,624.00	86,641,624.00	79,944.50	.00	86,561,679.50	
307 CRTS RENOVATIONS #2						
TOTAL REVENUES	2,914,000.00	2,914,000.00	4,164.56	.00	2,909,835.44	
308 VENUE CAPITAL PROJECT						
TOTAL REVENUES	169,160.00	914,691.00	746,927.95	745,530.17	167,763.05	
401 EMPLOYEE HEALTH BENEFIT						
TOTAL REVENUES	14,725,000.00	14,725,000.00	2,572,579.82	860,801.43	12,152,420.18	
403 WORKERS COMPENSATION						
TOTAL REVENUES	1,830,500.00	1,830,500.00	477,382.77	151,244.27	1,353,117.23	
GRAND TOTAL	361,585,240.00	358,092,161.00	93,877,426.00	48,946,115.51	264,215,193.00	26.2%

\*\* END OF REPORT - Generated by Scott, Rhonda \*\*

Issued November 1, 2016  
201

LUBBOCK COUNTY, TEXAS

Debt Service Maturity Schedule - Refunding Bonds, Series 2016

<u>Fiscal Year</u>	<u>Debt Service Funds</u>		
	<u>Principal</u>	<u>Interest</u>	<u>Total</u>
2023	\$ 5,595,000.00	\$ 139,875.00	\$ 5,734,875.00
<u>TOTAL</u>	<u>\$ 5,595,000.00</u>	<u>\$ 139,875.00</u>	<u>\$ 5,734,875.00</u>

Issued September 26, 2019

202

LUBBOCK COUNTY, TEXAS

Debt Service Maturity Schedule - Unlimited Tax Road Bonds, Series 2019

Fiscal Year	Debt Service Funds		
	Principal	Interest	Total
2023		\$ 108,375.00	\$ 108,375.00
2024	\$ 165,000.00	\$ 105,075.00	\$ 270,075.00
2025	\$ 170,000.00	\$ 98,375.00	\$ 268,375.00
2026	\$ 180,000.00	\$ 91,375.00	\$ 271,375.00
2027	\$ 185,000.00	\$ 84,075.00	\$ 269,075.00
2028	\$ 190,000.00	\$ 76,575.00	\$ 266,575.00
2029	\$ 200,000.00	\$ 68,775.00	\$ 268,775.00
2030	\$ 210,000.00	\$ 60,575.00	\$ 270,575.00
2031	\$ 215,000.00	\$ 54,225.00	\$ 269,225.00
2032	\$ 220,000.00	\$ 49,875.00	\$ 269,875.00
2033	\$ 225,000.00	\$ 45,143.75	\$ 270,143.75
2034	\$ 230,000.00	\$ 40,025.00	\$ 270,025.00
2035	\$ 235,000.00	\$ 34,646.88	\$ 269,646.88
2036	\$ 240,000.00	\$ 29,006.26	\$ 269,006.26
2037	\$ 245,000.00	\$ 23,093.76	\$ 268,093.76
2038	\$ 250,000.00	\$ 16,906.26	\$ 266,906.26
2039	\$ 260,000.00	\$ 10,368.76	\$ 270,368.76
2040	\$ 265,000.00	\$ 3,478.13	\$ 268,478.13
<b>TOTAL</b>	<b>\$ 3,685,000.00</b>	<b>\$ 999,968.80</b>	<b>\$ 4,684,968.80</b>

Issued November 2020  
202

LUBBOCK COUNTY, TEXAS

Debt Service Maturity Schedule - Unlimited Tax Road Bonds, Series 2020

Debt Service Funds			
<u>Fiscal Year</u>	<u>Principal</u>	<u>Interest</u>	<u>Total</u>
2023	\$ 695,000.00	\$ 1,083,687.50	\$ 1,778,687.50
2024	\$ 1,580,000.00	\$ 1,041,662.50	\$ 2,621,662.50
2025	\$ 1,640,000.00	\$ 977,262.50	\$ 2,617,262.50
2026	\$ 1,925,000.00	\$ 905,962.50	\$ 2,830,962.50
2027	\$ 2,005,000.00	\$ 827,362.50	\$ 2,832,362.50
2028	\$ 2,090,000.00	\$ 745,462.50	\$ 2,835,462.50
2029	\$ 2,170,000.00	\$ 660,262.50	\$ 2,830,262.50
2030	\$ 2,260,000.00	\$ 571,662.50	\$ 2,831,662.50
2031	\$ 2,340,000.00	\$ 491,362.50	\$ 2,831,362.50
2032	\$ 2,165,000.00	\$ 423,787.50	\$ 2,588,787.50
2033	\$ 2,220,000.00	\$ 369,112.50	\$ 2,589,112.50
2034	\$ 2,265,000.00	\$ 324,262.50	\$ 2,589,262.50
2035	\$ 2,310,000.00	\$ 278,512.50	\$ 2,588,512.50
2036	\$ 2,360,000.00	\$ 231,812.50	\$ 2,591,812.50
2037	\$ 2,410,000.00	\$ 184,112.50	\$ 2,594,112.50
2038	\$ 2,460,000.00	\$ 133,875.00	\$ 2,593,875.00
2039	\$ 2,505,000.00	\$ 81,121.88	\$ 2,586,121.88
2040	\$ 2,565,000.00	\$ 27,253.13	\$ 2,592,253.13
<u>TOTAL</u>	<u>\$ 37,965,000.00</u>	<u>\$ 9,358,537.51</u>	<u>\$ 47,323,537.51</u>

Issued June 1, 2020

208

LUBBOCK COUNTY, TEXAS

Debt Service Maturity Schedule - Special Tax Revenue, Series 2020

Debt Service Funds			
<u>Fiscal Year</u>	<u>Principal</u>	<u>Interest</u>	<u>Total</u>
2023	\$ 470,000.00	\$ 134,777.50	\$ 604,777.50
2024	\$ 485,000.00	\$ 119,784.50	\$ 604,784.50
2025	\$ 505,000.00	\$ 104,313.00	\$ 609,313.00
2026	\$ 520,000.00	\$ 88,203.50	\$ 608,203.50
2027	\$ 535,000.00	\$ 71,615.50	\$ 606,615.50
2028	\$ 550,000.00	\$ 54,549.00	\$ 604,549.00
2029	\$ 570,000.00	\$ 37,004.00	\$ 607,004.00
2030	\$ 590,000.00	\$ 18,821.00	\$ 608,821.00
<u>TOTAL</u>	<u>\$ 4,225,000.00</u>	<u>\$ 629,068.00</u>	<u>\$ 4,854,068.00</u>

Issued December 14, 2021  
203

LUBBOCK COUNTY, TEXAS

Debt Service Maturity Schedule - Refunding Bonds, Series 2021

Fiscal Year	Debt Service Funds		
	Principal	Interest	Total
2023	\$ 670,000.00	\$ 71,800.00	\$ 741,800.00
2024	\$ 865,000.00	\$ 48,775.00	\$ 913,775.00
2025	\$ 885,000.00	\$ 26,950.00	\$ 911,950.00
2026	\$ 905,000.00	\$ 9,050.00	\$ 914,050.00
<u>TOTAL</u>	<u>\$ 3,325,000.00</u>	<u>\$ 156,575.00</u>	<u>\$ 3,481,575.00</u>

Combined  
201,202,203,208

LUBBOCK COUNTY, TEXAS

Debt Service Maturity Schedule - Combined

Fiscal Year	Debt Service Funds		
	Principal	Interest	Total
2023	\$ 7,430,000.00	\$ 1,538,515.00	\$ 8,968,515.00
2024	\$ 3,095,000.00	\$ 1,315,297.00	\$ 4,410,297.00
2025	\$ 3,200,000.00	\$ 1,206,900.50	\$ 4,406,900.50
2026	\$ 3,530,000.00	\$ 1,094,591.00	\$ 4,624,591.00
2027	\$ 2,725,000.00	\$ 983,053.00	\$ 3,708,053.00
2028	\$ 2,830,000.00	\$ 876,586.50	\$ 3,706,586.50
2029	\$ 2,940,000.00	\$ 766,041.50	\$ 3,706,041.50
2030	\$ 3,060,000.00	\$ 651,058.50	\$ 3,711,058.50
2031	\$ 2,555,000.00	\$ 545,587.50	\$ 3,100,587.50
2032	\$ 2,385,000.00	\$ 473,662.50	\$ 2,858,662.50
2033	\$ 2,445,000.00	\$ 414,256.25	\$ 2,859,256.25
2034	\$ 2,495,000.00	\$ 364,287.50	\$ 2,859,287.50
2035	\$ 2,545,000.00	\$ 313,159.38	\$ 2,858,159.38
2036	\$ 2,600,000.00	\$ 260,818.76	\$ 2,860,818.76
2037	\$ 2,655,000.00	\$ 207,206.26	\$ 2,862,206.26
2038	\$ 2,710,000.00	\$ 150,781.26	\$ 2,860,781.26
2039	\$ 2,765,000.00	\$ 91,490.64	\$ 2,856,490.64
2040	\$ 2,830,000.00	\$ 30,731.26	\$ 2,860,731.26
<b>TOTAL</b>	<b>\$ 54,795,000.00</b>	<b>\$ 11,284,024.31</b>	<b>\$ 66,079,024.31</b>

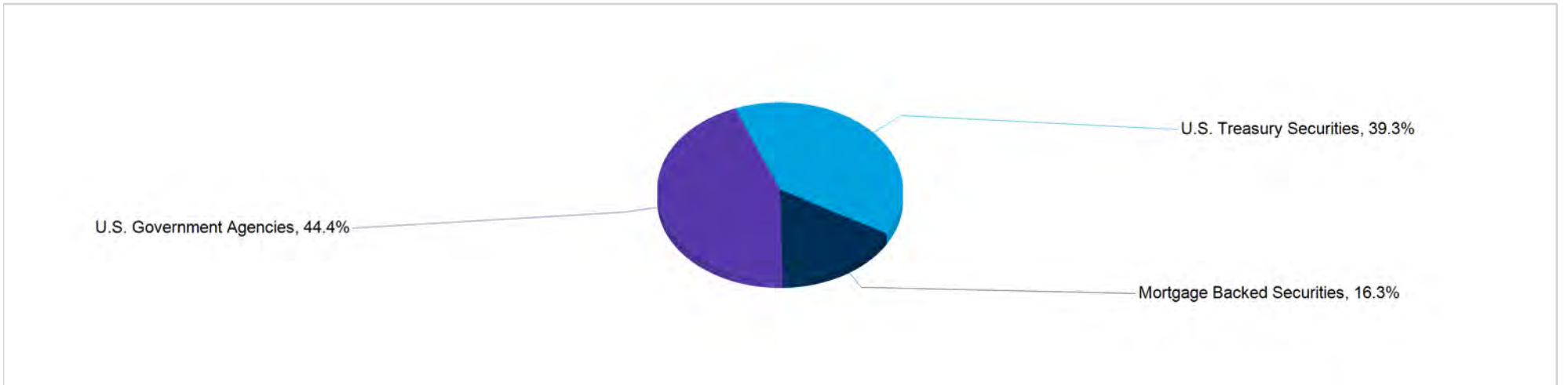


Report Sequence: Intent, sgrp, styp, CUSIP, Ticket

Intent	SGrp	STyp	CUSIP	Ticket-P#	Status	Par Value	Int Accrual	Accret/-Amort	Book G/L	Net Income	Principal Paid	Interest Paid
AFS	AGEN	FHLB	3130AL5A8	177049703-1	Active	7,385,000.00	5,538.75	12,396.00	0.00	17,934.75	0.00	0.00
AFS	AGEN	FHLB	3130ALED2	177049704-1	Active	8,000,000.00	6,800.00	12,728.18	0.00	19,528.18	0.00	0.00
<b>FHLB Total</b>						<b>15,385,000.00</b>	<b>12,338.75</b>	<b>25,124.18</b>	<b>0.00</b>	<b>37,462.93</b>	<b>0.00</b>	<b>0.00</b>
<b>AGEN Total</b>						<b>15,385,000.00</b>	<b>12,338.75</b>	<b>25,124.18</b>	<b>0.00</b>	<b>37,462.93</b>	<b>0.00</b>	<b>0.00</b>
AFS	MBS	FGLM	3132D56A5	177009072-1	Active	1,353,109.28	1,691.39	-310.57	0.00	1,380.82	8,919.34	1,702.54
AFS	MBS	FGLM	3132D57G1	177021574-1	Active	803,371.11	669.48	-56.52	0.00	612.96	5,074.80	673.70
<b>FGLM Total</b>						<b>2,156,480.39</b>	<b>2,360.87</b>	<b>-367.09</b>	<b>0.00</b>	<b>1,993.78</b>	<b>13,994.14</b>	<b>2,376.24</b>
AFS	MBS	FNMA	3140QD5A8	177009073-1	Active	1,355,293.16	1,694.12	-330.09	0.00	1,364.03	9,331.52	1,705.78
AFS	MBS	FNMA	3140X64B4	177009074-1	Active	1,524,107.16	3,175.22	-1,977.99	0.00	1,197.23	30,732.39	3,239.25
<b>FNMA Total</b>						<b>2,879,400.32</b>	<b>4,869.34</b>	<b>-2,308.08</b>	<b>0.00</b>	<b>2,561.26</b>	<b>40,063.91</b>	<b>4,945.03</b>
<b>MBS Total</b>						<b>5,035,880.71</b>	<b>7,230.21</b>	<b>-2,675.17</b>	<b>0.00</b>	<b>4,555.04</b>	<b>54,058.05</b>	<b>7,321.27</b>
AFS	TRSY	NOTE	91282CEW7	177051081-1	Active	2,500,000.00	6,848.09	1,134.98	0.00	7,983.07	0.00	40,625.00
AFS	TRSY	NOTE	91282CFB2	177049711-1	Active	8,615,000.00	19,957.30	1,241.53	0.00	21,198.83	0.00	0.00
AFS	TRSY	NOTE	91282CFE6	177051082-1	Active	1,500,000.00	3,948.71	1,081.65	0.00	5,030.36	0.00	0.00
<b>NOTE Total</b>						<b>12,615,000.00</b>	<b>30,754.10</b>	<b>3,458.16</b>	<b>0.00</b>	<b>34,212.26</b>	<b>0.00</b>	<b>40,625.00</b>
<b>TRSY Total</b>						<b>12,615,000.00</b>	<b>30,754.10</b>	<b>3,458.16</b>	<b>0.00</b>	<b>34,212.26</b>	<b>0.00</b>	<b>40,625.00</b>
<b>AFS Total</b>						<b>33,035,880.71</b>	<b>50,323.06</b>	<b>25,907.17</b>	<b>0.00</b>	<b>76,230.23</b>	<b>54,058.05</b>	<b>47,946.27</b>
<b>Grand Total</b>						<b>33,035,880.71</b>	<b>50,323.06</b>	<b>25,907.17</b>	<b>0.00</b>	<b>76,230.23</b>	<b>54,058.05</b>	<b>47,946.27</b>

Report Sequence: Intent, sgrp, styp, CUSIP, Ticket

Intent	SGrp	STyp	CUSIP	Ticket-P#	Status	Par Value	Int Accrual	Accret/-Amort	Book G/L	Net Income	Principal Paid	Interest Paid
AFS	AGEN	FHLB	3130AL5A8	177049703-1	Active	7,385,000.00	16,616.25	37,045.11	0.00	53,661.36	0.00	0.00
AFS	AGEN	FHLB	3130ALED2	177049704-1	Active	8,000,000.00	20,400.00	38,029.05	0.00	58,429.05	0.00	0.00
<b>FHLB Total</b>						<b>15,385,000.00</b>	<b>37,016.25</b>	<b>75,074.16</b>	<b>0.00</b>	<b>112,090.41</b>	<b>0.00</b>	<b>0.00</b>
<b>AGEN Total</b>						<b>15,385,000.00</b>	<b>37,016.25</b>	<b>75,074.16</b>	<b>0.00</b>	<b>112,090.41</b>	<b>0.00</b>	<b>0.00</b>
AFS	MBS	FGLM	3132D56A5	177009072-1	Active	1,353,109.28	5,112.57	-1,193.03	0.00	3,919.54	41,047.86	5,163.88
AFS	MBS	FGLM	3132D57G1	177021574-1	Active	803,371.11	2,021.88	-175.75	0.00	1,846.13	16,300.21	2,035.46
<b>FGLM Total</b>						<b>2,156,480.39</b>	<b>7,134.45</b>	<b>-1,368.78</b>	<b>0.00</b>	<b>5,765.67</b>	<b>57,348.07</b>	<b>7,199.34</b>
AFS	MBS	FNMA	3140QD5A8	177009073-1	Active	1,355,293.16	5,117.82	-1,014.16	0.00	4,103.66	31,670.14	5,157.40
AFS	MBS	FNMA	3140X64B4	177009074-1	Active	1,524,107.16	9,708.54	-5,067.08	0.00	4,641.46	75,941.43	9,866.75
<b>FNMA Total</b>						<b>2,879,400.32</b>	<b>14,826.36</b>	<b>-6,081.24</b>	<b>0.00</b>	<b>8,745.12</b>	<b>107,611.57</b>	<b>15,024.15</b>
<b>MBS Total</b>						<b>5,035,880.71</b>	<b>21,960.81</b>	<b>-7,450.02</b>	<b>0.00</b>	<b>14,510.79</b>	<b>164,959.64</b>	<b>22,223.49</b>
AFS	TRSY	NOTE	91282CEW7	177051081-1	Active	2,500,000.00	20,316.16	3,300.53	0.00	23,616.69	0.00	40,625.00
AFS	TRSY	NOTE	91282CFB2	177049711-1	Active	8,615,000.00	59,228.12	3,532.90	0.00	62,761.02	0.00	0.00
AFS	TRSY	NOTE	91282CFE6	177051082-1	Active	1,500,000.00	11,718.75	3,160.28	0.00	14,879.03	0.00	0.00
<b>NOTE Total</b>						<b>12,615,000.00</b>	<b>91,263.03</b>	<b>9,993.71</b>	<b>0.00</b>	<b>101,256.74</b>	<b>0.00</b>	<b>40,625.00</b>
<b>TRSY Total</b>						<b>12,615,000.00</b>	<b>91,263.03</b>	<b>9,993.71</b>	<b>0.00</b>	<b>101,256.74</b>	<b>0.00</b>	<b>40,625.00</b>
<b>AFS Total</b>						<b>33,035,880.71</b>	<b>150,240.09</b>	<b>77,617.85</b>	<b>0.00</b>	<b>227,857.94</b>	<b>164,959.64</b>	<b>62,848.49</b>
<b>Grand Total</b>						<b>33,035,880.71</b>	<b>150,240.09</b>	<b>77,617.85</b>	<b>0.00</b>	<b>227,857.94</b>	<b>164,959.64</b>	<b>62,848.49</b>



Security Group	Yield		Book Value				Market Value	Gain / (Loss)
	Book	TEY	AFS	HTM	Total	%		
Mortgage Backed Securities	1.08	1.08	5,170,660	0	5,170,660	16.3 %	4,410,047	(760,613)
U.S. Government Agencies	3.22	3.22	14,046,467	0	14,046,467	44.4 %	13,398,096	(648,370)
U.S. Treasury Securities	3.25	3.25	12,448,441	0	12,448,441	39.3 %	12,038,632	(409,809)
<b>Total</b>	<b>2.88</b>	<b>2.88</b>	<b>31,665,567</b>	<b>0</b>	<b>31,665,567</b>		<b>29,846,775</b>	<b>(1,818,792)</b>
			100.0 %	0.0 %	100.0%			
<b>Market Value</b>			<b>29,846,775</b>	<b>0</b>	<b>29,846,775</b>			
<b>Gain/(Loss)</b>			<b>-1,818,792</b>	<b>0</b>	<b>-1,818,792</b>			

Market price date as of 12/30/2022.

Lubbock County, Texas  
 Transfer From/To  
 Year to Date  
 December 2022

Xfer From Account	Xfer From Budget	Xfer From Amount	Xfer To Account	Xfer To Budget	Xfer To Amount	Difference Xfer to/from
			011-840300	2,900,000.00		0.00
011-902000	8,341,204.00	8,341,204.00	020-801100	8,341,204.00	8,341,204.00	0.00
031-902000	58,484.00	58,484.00	020-803100	58,484.00	58,484.00	0.00
033-902000	58,484.00	58,484.00	020-803300	58,484.00	58,484.00	0.00
034-902000	58,484.00	58,484.00	020-803400	58,484.00	58,484.00	0.00
106-902000	4,000,000.00		020-810600	4,000,000.00		0.00
011-904100		318,562.00	041-801100		318,562.00	0.00
051-904100	3,858,074.00		041-805100	3,858,074.00		0.00
011-904300	190,000.00		043-801100	190,000.00		0.00
051-905000	198,595.00		050-805100	198,595.00		0.00
			050-805400	36,005.00		0.00
011-905100	8,458,221.00	2,114,555.25	051-801100	8,458,221.00	2,114,555.25	0.00
051-905400	536,010.00		054-805100	536,010.00		0.00
051-905500	4,882,696.00		055-805100	4,882,696.00		0.00
051-905700	255,242.00		057-805100	255,242.00		0.00
051-906400			064-805100	106,400.00		0.00
075-907800	151.00	90.77	078-807500	151.00	90.77	0.00
011-908100	28,710.00	28,710.00	081-801100	28,710.00	28,710.00	0.00
011-909600	5,550.00	5,550.00	096-801100	5,550.00	5,550.00	0.00
011-916400	221,273.00	6,807.06	164-801100	221,273.00	6,807.06	0.00
011-917100	31,220.00	6,598.10	171-801100	31,022.00	6,598.10	0.00
079-920800	599,901.00	599,740.00	208-807900	599,740.00	599,740.00	0.00
011-930100	1,410,100.00	1,410,100.00	301-801100	1,410,100.00	1,410,100.00	0.00
011-930700	1,010,000.00		307-801100	1,010,000.00		0.00
079-930800	745,531.00	745,530.17	308-807900	745,531.00	745,530.17	0.00
606-960200	8,508.00		602-860600	8,508.00		0.00
608-960200	5,744.00		602-860800	5,744.00		0.00
606-960800	0.00		608-860600	0.00		0.00
606-961700	32,046.00		617-860600	32,046.00		0.00
606-962500	133,340.00		625-860600	133,340.00		0.00
608-962500	44,020.00		625-860800	44,020.00		0.00
606-965000	195,135.00		650-860600	195,135.00		0.00
	35,366,723.00	13,752,899.35		38,408,769.00	13,752,899.35	0.00

Lubbock County, Texas  
 Sales Tax Revenue  
 As of December 2022

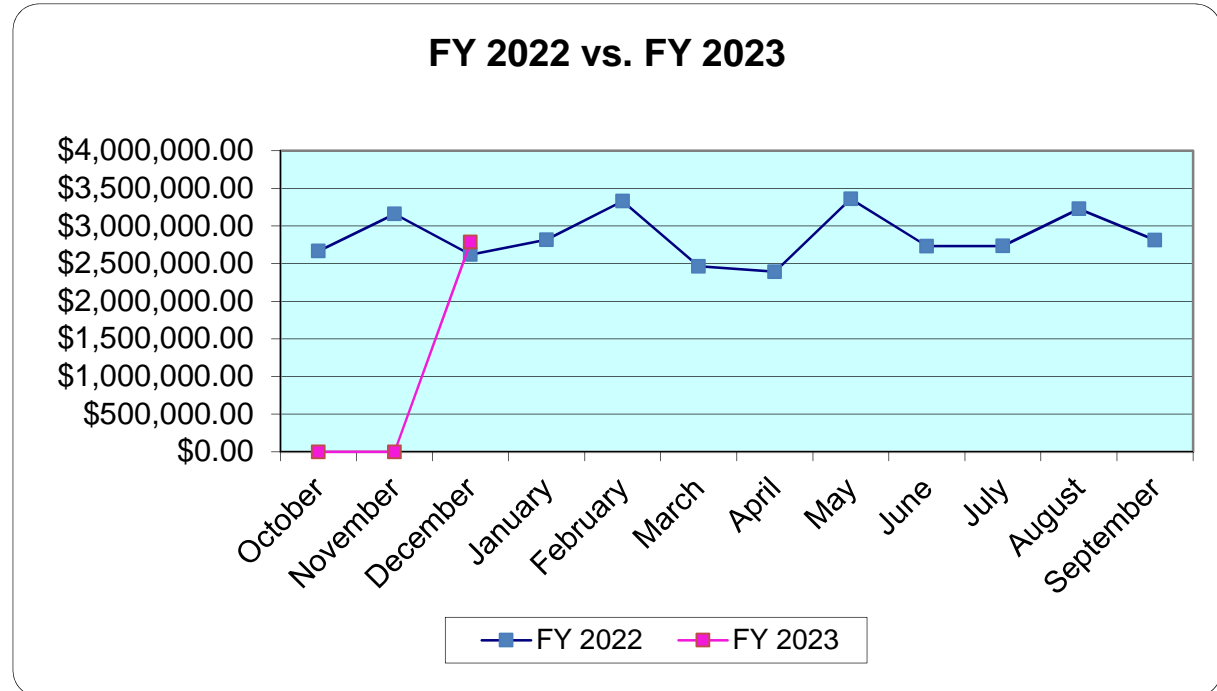
Account Number: 011-4010 Title: COUNTY SALES & USE TAX

Source of Revenue: Texas Comptroller Tax Assessor Collector

Description of Revenue: Imposed tax on the receipts from the sale at retail of taxable items within the county and an excise tax on the use, storage, or other consumption within the county of taxable items purchased, leased, or rented from a retailer during the period that the tax is effective within the county.

Month	FY 2022	FY 2023
October	\$2,665,883.89	\$0.00
November	\$3,160,315.68	\$0.00
December	\$2,621,120.52	\$2,785,279.54
January	\$2,818,361.56	
February	\$3,329,175.28	
March	\$2,465,573.98	
April	\$2,391,694.80	
May	\$3,360,491.03	
June	\$2,733,568.97	
July	\$2,735,250.18	
August	\$3,229,132.89	
September	\$2,814,043.42	
<b>Total</b>	<b>\$34,324,612.20</b>	

2022 amounts have been adjusted to actual.



Lubbock County, Texas  
 Ad Valorem Tax Revenue  
 As of December 2022

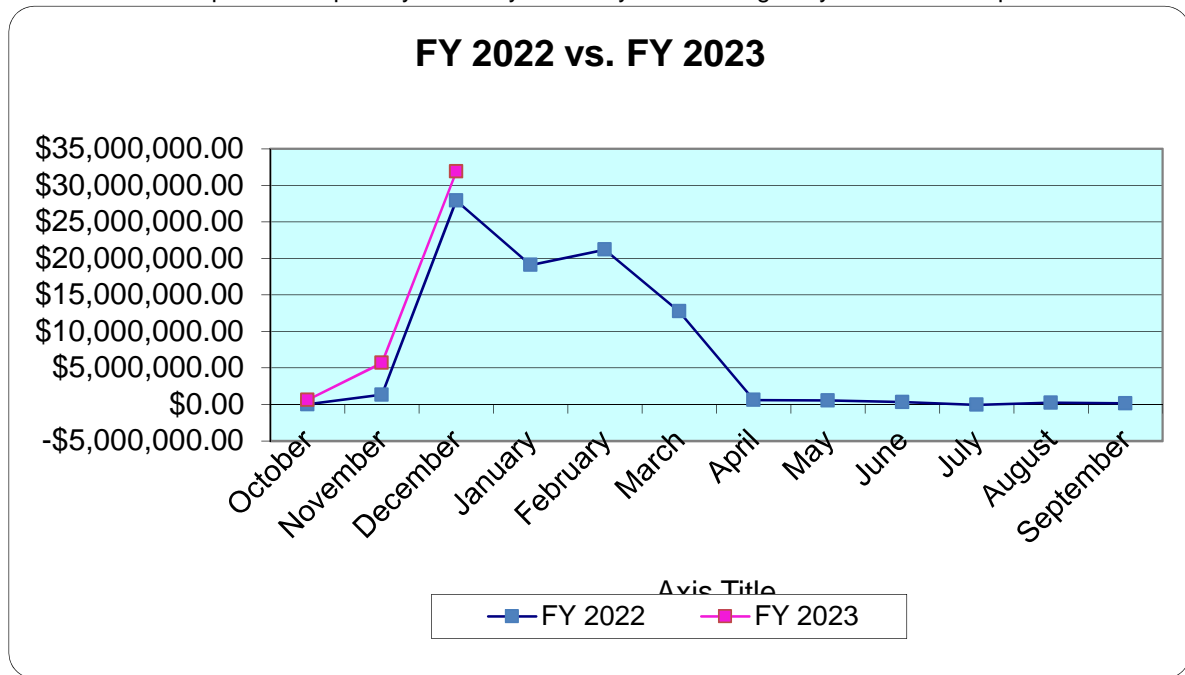
Account Number: 011-4001 Title: CURRENT AD VALOREM TAXES  
 031-4001 CURRENT AD VALOREM TAXES  
 032-4001 CURRENT AD VALOREM TAXES  
 033-4001 CURRENT AD VALOREM TAXES  
 034-4001 CURRENT AD VALOREM TAXES  
 041-4001 CURRENT AD VALOREM TAXES  
 201-4001 CURRENT AD VALOREM TAXES  
 202-4001 CURRENT AD VALOREM TAXES  
 203-4001 CURRENT AD VALOREM TAXES  
 206-4001 CURRENT AD VALOREM TAXES

Source of Revenue: Lubbock Central Appraisal District

Description of Revenue: Property Taxes are levied by October 1 on the assessed value listed as of the prior January 1 for all real and business personal property in conformity with Texas Property Code. Taxes are due on receipt of the tax bill and are delinquent if not paid by February 1 of the year following the year in which imposed.

Month	FY 2022	FY 2023
October	\$14,436.67	\$600,533.07
November	\$1,330,808.37	\$5,684,983.51
December	\$27,912,276.43	\$31,894,646.17
January	\$19,094,704.16	
February	\$21,184,439.24	
March	\$12,729,057.65	
April	\$604,037.29	
May	\$542,437.19	
June	\$328,533.57	
July	-\$61,828.15	
August	\$227,437.41	
September	\$146,631.88	
Total	\$84,052,971.71	\$38,180,162.75

2022 amounts have been adjusted to actual.



Lubbock County, Texas  
 Ad Valorem Tax Collections  
 December2022

DATE WIRED	CURRENT		DELINQUENT		SPECIAL INVENTORY	BANK INTEREST	UNCLAIMED REFUNDS	TAX CERTIFICATE	Less: TAX INCREMENT FINANCING (TIF)	TOTAL WIRED
	BASE TAX	P&I	BASE TAX	P&I						
DC 1-5	1,717,097.42		12,753.37	3,876.67		360.07		1,236.00		1,735,323.53
DC-6	1,126,424.89		12,071.47	3,966.58			2,125.96	1,013.00		1,145,601.90
DC-7-10	2,097,408.10		4,205.22	3,063.46		3.50		1,236.00		2,105,916.28
DC-11-14	3,925,155.56		11,650.32	3,124.33				3.00		3,939,933.21
DC-15-19	2,743,935.27		11,629.39	3,865.12				1,080.00		2,760,509.78
DC 20	19,560,386.67		2,179.12	994.04						19,563,559.83
DC-21-27	2,023,300.73		4,442.08	1,722.67				6.00		2,029,471.48
DC-28-31.3	6,655,217.15		12,432.87	3,382.94				12.00		6,671,044.96
DC-31.4-31.8	6,283,936.73		4,673.26	2,214.46						6,290,824.45
DC-31.9-31.11	1,206,836.01		2,215.25	968.39				5.00		1,210,024.65
DC-31.12-31.16	917,885.41		5,859.77	1,143.67				3.00		924,891.85
DC-31.14	582,685.60		6,175.04	1,595.44						590,456.08
										-
										-
										-
										-
										-
										-
Transmittal	48,840,269.54	-	90,287.16	29,917.77	-	363.57	2,125.96	4,594.00	-	48,967,558.00
Totals	90,287.16			-						
Rendition Penalty										
<b>TOTAL RECEIPTS - BASE TAX (NORMAL RECEIPTS)</b>	<b>\$ 48,930,556.70</b>			<b>29,917.77</b>			<b>TOTAL NET DISTRIBUTION</b>			<b>\$ 48,967,558.00</b>

NOTE: Due to timing differences, amounts received in one month may not show on unadjusted Financial Statements until the following month.

# Budget Report

---

For Fiscal: 2022-2023 Period Ending 12/31/22

**Account Summary**



**BUDGET SUMMARIES REPORT**  
ACCOUNT SUMMARY REPORT DECEMBER 2022

FOR 2023 03

	ORIGINAL APPROP	REVISED BUDGET	YTD ACTUAL	MTD ACTUAL	ENCUMBRANCES	AVAILABLE BUDGET	PCT USE/COL
<b>011 GENERAL FUND</b>							
<b>000 UNDEFINED</b>							
011 400100	CURRENT AD VALOREM TAXE	-84,581,753.00	-84,581,753.00	-33,206,376.10	-27,739,683.14	.00	-51,375,376.90 39.3
011 400400	PEN & INT - CURRENT LEV	-346,785.00	-346,785.00	.00	.00	.00	-346,785.00 .0
011 400500	DELIQ TAXES - PRIOR YEA	-515,949.00	-515,949.00	-125,928.17	-59,994.15	.00	-390,020.83 24.4
011 400600	PEN & INT - PRIOR YEARS	-262,203.00	-262,203.00	-65,456.88	-20,017.12	.00	-196,746.12 25.0
011 401000	COUNTY SALES & USE TAX	-35,692,533.00	-35,692,533.00	-2,785,279.54	-2,785,279.54	.00	-32,907,253.46 7.8
011 410100	COUNTY CLERK	-63,599.00	-63,599.00	-14,512.30	-4,063.50	.00	-49,086.70 22.8
011 410200	BEER & LIQUOR PERMITS	-130,820.00	-130,820.00	-22,002.00	-12,689.00	.00	-108,818.00 16.8
011 420100	GRANT REVENUE	.00	-18,930.00	-18,929.54	.00	.00	-.46 100.0
011 420210	STATE MIXED DRINK TAX	-1,752,468.00	-1,752,468.00	-166,258.20	-166,258.20	.00	-1,586,209.80 9.5
011 420500	BINGO TAX PROCEEDS	-243,273.00	-243,273.00	.00	.00	.00	-243,273.00 .0
011 420900	STATE - COUNTY COURTS	-284,045.00	-284,045.00	-10,050.00	-5,050.00	.00	-273,995.00 3.5
011 421210	STRADUS A/G CHILD SUPPO	-1,300.00	-1,300.00	-128.57	-128.57	.00	-1,171.43 9.9
011 422020	INTER LOCAL AGREEMENT-C	-582,265.00	-582,265.00	-144,516.64	-144,516.64	.00	-437,748.36 24.8
011 424800	GRANT ADMINISTRATION RE	-2,500.00	-2,500.00	-247.87	-215.67	.00	-2,252.13 9.9
011 425000	INDIGENT DEFENSE GRANT	-255,056.00	-255,056.00	.00	.00	.00	-255,056.00 .0
011 430200	COUNTY JUDGE	-8,664.00	-8,664.00	-1,638.00	-540.00	.00	-7,026.00 18.9
011 430300	COUNTY CLERK	-1,731,871.00	-1,731,871.00	-271,140.03	-87,618.09	.00	-1,460,730.97 15.7
011 430520	J.E.P.J. FEES	-4,712.00	-4,712.00	.00	.00	.00	-4,712.00 .0
011 430600	VRED - TAPE	-150.00	-150.00	.00	.00	.00	-150.00 .0
011 430700	TRAFFIC	-5,880.00	-5,880.00	-987.07	-303.30	.00	-4,892.93 16.8
011 430800	CHILD SAFETY - CS	-1,039.00	-1,039.00	-242.32	-84.57	.00	-796.68 23.3
011 431000	TAX ASSESSOR/COLLECTOR	-41,404.00	-41,404.00	-8,750.00	-4,581.00	.00	-32,654.00 21.1
011 431100	TAX OFFICE DPS DL RENEW	-5,000.00	-5,000.00	-1,025.00	-435.00	.00	-3,975.00 20.5
011 431500	INDIGENT DEFENSE FEE	-150.00	-150.00	-18.64	-18.64	.00	-131.36 12.4
011 431600	JURY FEE COUNTY	-1,109.00	-1,109.00	-282.31	-87.45	.00	-826.69 25.5
011 432200	PASSPORT FEE - DIST CLE	-30,000.00	-30,000.00	.00	.00	.00	-30,000.00 .0
011 432300	DISTRICT CLERK FEES	-398,271.00	-398,271.00	-72,992.15	-23,509.25	258.00	-325,536.85 18.3
011 432500	PROSECUTOR'S FEES	-6,787.00	-6,787.00	-2,290.30	-638.18	.00	-4,496.70 33.7
011 433100	JP PRECINCT 1	-42,450.00	-42,450.00	-11,041.60	-3,640.17	.00	-31,408.40 26.0
011 433200	JP PRECINCT 2	-42,570.00	-42,570.00	-13,609.41	-3,963.38	.00	-28,960.59 32.0
011 433300	JP PRECINCT 3	-55,750.00	-55,750.00	-19,993.19	-5,982.11	.00	-35,756.81 35.9
011 433400	JP PRECINCT 4	-26,000.00	-26,000.00	-7,654.08	-2,348.37	.00	-18,345.92 29.4
011 434000	DISTRICT ATTORNEY	-850.00	-850.00	-181.42	-51.52	.00	-668.58 21.3
011 434500	MEDICAL EXAMINER	.00	.00	-165.00	-165.00	.00	165.00 100.0
011 434600	SHERIFF	-300,000.00	-300,000.00	-67,676.99	-22,060.22	200.00	-232,523.01 22.5
011 434800	CONSTABLES	-397,671.00	-397,671.00	-157,190.00	-48,200.00	.00	-240,481.00 39.5
011 435000	DEFENSIVE DRIVING FEE	-4,700.00	-4,700.00	-2,033.83	-456.90	.00	-2,666.17 43.3

**BUDGET SUMMARIES REPORT**  
**ACCOUNT SUMMARY REPORT DECEMBER 2022**

FOR 2023 03

	ORIGINAL APPROP	REVISED BUDGET	YTD ACTUAL	MTD ACTUAL	ENCUMBRANCES	AVAILABLE BUDGET	PCT USE/COL	
011 435100	SS FEE-INMATE	-10,000.00	-10,000.00	-3,200.00	-400.00	.00	-6,800.00	32.0
011 435200	ISSUED WARRANT EXECUTIO	-30,000.00	-30,000.00	-6,221.05	-2,079.39	.00	-23,778.95	20.7
011 435300	ARREST FEES - COUNTY	-8,000.00	-8,000.00	-1,392.91	-414.24	.00	-6,607.09	17.4
011 435410	FAMILY PROTECTION FEE	-2,000.00	-2,000.00	.00	.00	.00	-2,000.00	.0
011 435600	COURT INITIATED GUARDIA	-35,000.00	-35,000.00	-6,750.00	-2,250.00	.00	-28,250.00	19.3
011 436000	CMIT FINE COMMISSION	-200.00	-200.00	.00	.00	.00	-200.00	.0
011 436100	CMI FINE COMMISSION	-1.00	-1.00	.00	.00	.00	-1.00	.0
011 436200	BAT COMMISSIONS	-5.00	-5.00	.00	.00	.00	-5.00	.0
011 437400	VITAL STATISTICS PRESER	-5,221.00	-5,221.00	-1,098.00	-313.00	.00	-4,123.00	21.0
011 440100	MOTOR VEHICLE SALES TAX	-3,311,337.00	-3,311,337.00	.00	.00	.00	-3,311,337.00	.0
011 440200	CERTIFICATE OF TITLE CO	-408,110.00	-408,110.00	-64,945.00	-31,540.00	.00	-343,165.00	15.9
011 440300	MOTOR VEHICLE COMMISSIO	-617,613.00	-617,613.00	-146,498.90	-47,821.25	.00	-471,114.10	23.7
011 440500	(CVC) COMP TO VICTIMS O	-111.00	-111.00	-14.27	-14.27	.00	-96.73	12.9
011 440600	LEOA COMMISSION	-1.00	-1.00	-.30	-.30	.00	-.70	30.0
011 440800	BEER & LIQUOR COMMISSIO	-800.00	-800.00	-265.00	-265.00	.00	-535.00	33.1
011 441100	CJC COMMISSION	-10.00	-10.00	-6.00	-6.00	.00	-4.00	60.0
011 441200	JCPT COMMISSION	-5.00	-5.00	-.52	-.52	.00	-4.48	10.4
011 441400	JPD COMM	-100.00	-100.00	.00	.00	.00	-100.00	.0
011 441600	ARREST FEES - COMM	-8,834.00	-8,834.00	-1,432.50	-1,432.50	.00	-7,401.50	16.2
011 441700	LEMI COMMISSION	-1.00	-1.00	-.15	-.15	.00	-.85	15.0
011 441800	CRIMESTOPPERS-COMM	-1.00	-1.00	-.60	-.60	.00	-.40	60.0
011 442000	GENERAL REVENUE COMM GR	-1.00	-1.00	.00	.00	.00	-1.00	.0
011 442200	DNA TESTING FEE	-75.00	-75.00	-7.56	-7.56	.00	-67.44	10.1
011 442400	SEPTIC INSPECTION	-129,200.00	-129,200.00	-35,240.00	-10,650.00	.00	-93,960.00	27.3
011 442500	FLSI COMM	-2,000.00	-2,000.00	-8.05	-8.05	.00	-1,991.95	.4
011 442600	FA COMM	-25.00	-25.00	-2.78	-2.78	.00	-22.22	11.1
011 442700	CCC COMM	-150.00	-150.00	-1.38	-1.38	.00	-148.62	.9
011 442800	JCD COMM	-1.00	-1.00	.00	.00	.00	-1.00	.0
011 442900	TP COMM (40%)	-1,800.00	-1,800.00	-222.11	-222.11	.00	-1,577.89	12.3
011 443000	JE COMM (10%)	-2,700.00	-2,700.00	-333.16	-333.16	.00	-2,366.84	12.3
011 443500	NEW CCC COMM	-6,134.00	-6,134.00	-602.62	-602.62	.00	-5,531.38	9.8
011 443600	EMS TRAUMA FUND COMM	-1,920.00	-1,920.00	-588.28	-588.28	.00	-1,331.72	30.6
011 444000	STF COMM	-147.00	-147.00	-30.10	-30.10	.00	-116.90	20.5
011 444100	STF_COMM	-3,500.00	-3,500.00	-628.47	-628.47	.00	-2,871.53	18.0
011 444200	DNA (CS)	-50.00	-50.00	-.17	-.17	.00	-49.83	.3
011 444300	CIVIL DATA JUSTICE FEE	-5.00	-5.00	-.30	-.30	.00	-4.70	6.0
011 444500	BAIL BOND FEE COMM	-5,756.00	-5,756.00	-1,122.00	-1,122.00	.00	-4,634.00	19.5
011 444600	COMM DC JUDICIAL FUND	-518.00	-518.00	-58.54	-58.54	.00	-459.46	11.3
011 444700	JURY REIMBURSEMENT FEE	-252.00	-252.00	-39.05	-39.05	.00	-212.95	15.5
011 445000	TIME PAYMENT - COUNTY	-14,000.00	-14,000.00	-4,486.74	-1,485.81	.00	-9,513.26	32.0
011 445400	CCC STATE COMM	-35,484.00	-35,484.00	-7,603.13	-7,603.13	.00	-27,880.87	21.4
011 450200	JURY FEES	-31,771.00	-31,771.00	-10,075.68	-3,433.52	.00	-21,695.32	31.7
011 450400	BOARD BILLS - INMATE	-2,055,155.00	-2,055,155.00	-217,575.00	-106,875.00	.00	-1,837,580.00	10.6
011 452100	COURT REPORTER FEES	-87,629.00	-87,629.00	-25,489.90	-8,598.02	.00	-62,139.10	29.1

**BUDGET SUMMARIES REPORT**  
ACCOUNT SUMMARY REPORT DECEMBER 2022

FOR 2023 03

	ORIGINAL APPROP	REVISED BUDGET	YTD ACTUAL	MTD ACTUAL	ENCUMBRANCES	AVAILABLE BUDGET	PCT USE/COL
011 460100 JP PRECINCT 1	-156,306.00	-156,306.00	-28,950.78	-10,131.62	.00	-127,355.22	18.5
011 460200 JP PRECINCT 2	-40,596.00	-40,596.00	-8,079.70	-2,696.47	.00	-32,516.30	19.9
011 460300 JP PRECINCT 3	-62,434.00	-62,434.00	-7,784.91	-2,284.61	.00	-54,649.09	12.5
011 460400 JP PRECINCT 4	-161,939.00	-161,939.00	-20,791.14	-5,711.16	.00	-141,147.86	12.8
011 460800 COUNTY COURT AT LAW 1	-2,130.00	-2,130.00	.00	.00	.00	-2,130.00	.0
011 460900 COUNTY COURT AT LAW 2	-2,000.00	-2,000.00	-667.32	-85.00	.00	-1,332.68	33.4
011 461100 DISTRICT CLERK FINES	-11,768.00	-11,768.00	-2,432.40	-892.11	.00	-9,335.60	20.7
011 461210 FORFEITURES	-67,519.00	-67,519.00	-36,427.50	-7,262.50	.00	-31,091.50	54.0
011 470000 INTEREST INCOME	-197,197.00	-197,197.00	-112,406.25	-9,686.71	.00	-84,790.75	57.0
011 480200 RENTALS-BUILDINGS	-452,970.00	-452,970.00	-107,861.21	-31,609.72	.00	-345,108.79	23.8
011 480300 PARKING LOTS	-54,643.00	-54,643.00	-13,998.00	-4,624.00	.00	-40,645.00	25.6
011 480510 DISPOSAL OF PROPERTY	-50,000.00	-50,000.00	-290.50	-154.50	.00	-49,709.50	.6
011 480600 INSURANCE REIMBURSEMENT	-50,000.00	-50,000.00	.00	.00	.00	-50,000.00	.0
011 480700 JURY REIMBURSEMENTS FRO	-73,707.00	-73,707.00	.00	.00	.00	-73,707.00	.0
011 481100 REIMBURSEMENTS-TELETYPE	-1,000.00	-1,000.00	-236.00	-96.00	.00	-764.00	23.6
011 481300 REFUND - ATTORNEY FEES	-50,000.00	-50,000.00	-6,285.15	-2,038.69	.00	-43,714.85	12.6
011 481500 OTHER REFUNDS/REIMBURSE	-50,000.00	-50,000.00	.00	.00	.00	-50,000.00	.0
011 481710 PAY PHONE COMMISSION	-835,000.00	-835,000.00	-137,009.61	-67,891.63	.00	-697,990.39	16.4
011 482600 ELECTION REVENUES	-100.00	-100.00	-5.00	-2.00	.00	-95.00	5.0
011 483000 INTEREST-LCAD	-19,216.00	-19,216.00	-585.20	-363.57	.00	-18,630.80	3.0
011 484200 REIMB-INMATE TRANSPORTA	-40,992.00	-40,992.00	-3,568.00	-3,568.00	.00	-37,424.00	8.7
011 489900 OTHER REVENUE	-500,000.00	-500,000.00	-29,738.14	-12,721.12	.00	-470,261.86	5.9
011 736100 DRAW FROM RESERVES	-2,141,660.00	-2,141,660.00	.00	.00	.00	-2,141,660.00	.0
011 840300 XFER FROM WORKERS COMP	-2,900,000.00	-2,900,000.00	.00	.00	.00	-2,900,000.00	.0
011 902000 XFER TO CONSOLIDATED RO	8,200,104.00	8,341,204.00	8,341,204.00	8,341,204.00	.00	.00	100.0
011 904100 XFER TO PERMANENT IMPRO	.00	.00	318,562.00	318,562.00	.00	-318,562.00	100.0
011 904300 XFER TO LCETRZ NOI TAX	190,000.00	190,000.00	.00	.00	.00	190,000.00	.0
011 905100 XFER TO JUVENILE PROBAT	8,458,221.00	8,458,221.00	2,114,555.25	704,851.75	.00	6,343,665.75	25.0
011 908100 XFER TO LAW LIBRARY	28,710.00	28,710.00	28,710.00	28,710.00	.00	.00	100.0
011 909600 XFER TO HISTORIC PRESER	5,550.00	5,550.00	5,550.00	5,550.00	.00	.00	100.0
011 916400 XFER TO SPATF GRANT	221,273.00	221,273.00	6,807.06	.00	.00	214,465.94	3.1
011 917100 XFER TO CDA VOCA	31,220.00	31,220.00	6,598.10	2,195.44	.00	24,621.90	21.1
011 930100 XFER TO ROAD CONSTRUCTI	1,410,100.00	1,410,100.00	1,410,100.00	.00	.00	.00	100.0
011 930700 XFER TO CRTC RENO #2	1,010,000.00	1,010,000.00	.00	.00	.00	1,010,000.00	.0
<b>TOTAL UNDEFINED</b>	<b>-123,001,199.00</b>	<b>-122,879,029.00</b>	<b>-26,019,567.77</b>	<b>-22,132,152.17</b>	<b>458.00</b>	<b>-96,859,919.23</b>	<b>21.2%</b>

**001 COMMISSIONERS' COURT**

01100110 500100 ELECTED OFFICIALS	341,822.00	341,822.00	78,495.71	26,165.24	.00	263,326.29	23.0
01100110 500400 VEHICLE ALLOWANCE	19,200.00	19,200.00	4,430.64	1,476.88	.00	14,769.36	23.1
01100110 500600 STAFF EMPLOYEES	160,405.00	160,405.00	36,252.26	12,084.08	.00	124,152.74	22.6

**BUDGET SUMMARIES REPORT**  
**ACCOUNT SUMMARY REPORT DECEMBER 2022**

FOR 2023 03

	ORIGINAL APPROP	REVISED BUDGET	YTD ACTUAL	MTD ACTUAL	ENCUMBRANCES	AVAILABLE BUDGET	PCT USE/COL
01100110 510100 FICA	32,329.00	32,329.00	7,085.61	2,361.61	.00	25,243.39	21.9
01100110 510200 MEDICARE	7,561.00	7,561.00	1,657.17	552.33	.00	5,903.83	21.9
01100110 510300 RETIREMENT	57,931.00	57,931.00	14,025.28	4,570.49	.00	43,905.72	24.2
01100110 510400 GROUP HEALTH INSUR	60,710.00	60,710.00	14,005.38	4,668.46	.00	46,704.62	23.1
01100110 510500 GROUP DENTAL INSUR	3,510.00	3,510.00	805.44	268.48	.00	2,704.56	22.9
01100110 510600 LIFE INSURANCE	420.00	420.00	94.08	31.36	.00	325.92	22.4
01100110 510700 UNEMPLOYMENT INSUR	209.00	209.00	38.10	13.90	.00	170.90	18.2
01100110 510900 WORKER'S COMPENSAT	1,389.00	1,389.00	97.92	32.64	.00	1,291.08	7.0
01100110 520100 SUPPLIES/OTH OPER	4,000.00	4,000.00	573.79	212.06	1,260.51	2,165.70	45.9
01100110 540100 COMMUNICATIONS - M	2,995.00	2,995.00	333.31	88.32	2,276.86	384.83	87.2
01100110 550300 TRAVEL AND TRAININ	21,800.00	21,800.00	3,908.45	475.00	250.00	17,641.55	19.1
01100110 550500 ASSOCIATION DUES	3,320.00	3,320.00	200.00	200.00	.00	3,120.00	6.0
01100110 580100 INSURANCE AND BOND	700.00	700.00	356.00	178.00	.00	344.00	50.9
<b>TOTAL COMMISSIONERS' COURT</b>	<b>718,301.00</b>	<b>718,301.00</b>	<b>162,359.14</b>	<b>53,378.85</b>	<b>3,787.37</b>	<b>552,154.49</b>	<b>23.1%</b>

**002 COUNTY JUDGE**

01100210 500100 ELECTED OFFICIALS	150,138.00	150,138.00	34,647.24	11,549.08	.00	115,490.76	23.1
01100210 500200 Appointed Official	55,125.00	55,125.00	12,721.14	4,240.38	.00	42,403.86	23.1
01100210 510100 FICA	12,727.00	12,727.00	2,853.67	950.19	.00	9,873.33	22.4
01100210 510200 MEDICARE	2,976.00	2,976.00	667.38	222.22	.00	2,308.62	22.4
01100210 510300 RETIREMENT	22,805.00	22,805.00	5,574.45	1,816.57	.00	17,230.55	24.4
01100210 510400 GROUP HEALTH INSUR	15,062.00	15,062.00	2,690.10	896.70	.00	12,371.90	17.9
01100210 510500 GROUP DENTAL INSUR	830.00	830.00	223.86	74.62	.00	606.14	27.0
01100210 510600 LIFE INSURANCE	416.00	416.00	26.88	8.96	.00	389.12	6.5
01100210 510700 UNEMPLOYMENT INSUR	72.00	72.00	13.36	4.88	.00	58.64	18.6
01100210 510900 WORKER'S COMPENSAT	548.00	548.00	34.32	11.44	.00	513.68	6.3
01100210 520100 SUPPLIES/OTH OPER	1,950.00	1,950.00	.00	.00	500.00	1,450.00	25.6
01100210 522800 LAW BOOKS	300.00	300.00	.00	.00	.00	300.00	.0
01100210 540100 COMMUNICATIONS - M	300.00	300.00	83.25	59.73	216.75	.00	100.0
01100210 550300 TRAVEL AND TRAININ	9,395.00	9,395.00	679.39	108.48	.00	8,715.61	7.2
01100210 550500 ASSOCIATION DUES	395.00	395.00	.00	.00	.00	395.00	.0
01100210 580100 INSURANCE AND BOND	3,850.00	3,850.00	3,103.53	3,106.25	.00	746.47	80.6
<b>TOTAL COUNTY JUDGE</b>	<b>276,889.00</b>	<b>276,889.00</b>	<b>63,318.57</b>	<b>23,049.50</b>	<b>716.75</b>	<b>212,853.68</b>	<b>23.1%</b>

**003 COUNTY CLERK**

01100310 500100 ELECTED OFFICIALS	85,456.00	85,456.00	19,720.62	6,573.54	.00	65,735.38	23.1
-----------------------------------	-----------	-----------	-----------	----------	-----	-----------	------

**BUDGET SUMMARIES REPORT**  
ACCOUNT SUMMARY REPORT DECEMBER 2022

FOR 2023 03

	ORIGINAL APPROP	REVISED BUDGET	YTD ACTUAL	MTD ACTUAL	ENCUMBRANCES	AVAILABLE BUDGET	PCT USE/COL
01100310 500600 STAFF EMPLOYEES	913,269.00	913,269.00	172,165.06	58,346.00	.00	741,103.94	18.9
01100310 500700 OVERTIME COMPENSAT	1,000.00	1,000.00	.00	.00	.00	1,000.00	.0
01100310 500800 TEMPORARY	7,500.00	7,500.00	.00	.00	.00	7,500.00	.0
01100310 510100 FICA	62,467.00	62,467.00	11,210.23	3,792.40	.00	51,256.77	17.9
01100310 510200 MEDICARE	14,609.00	14,609.00	2,621.79	886.93	.00	11,987.21	17.9
01100310 510300 RETIREMENT	111,069.00	111,069.00	22,572.19	7,463.20	.00	88,496.81	20.3
01100310 510400 GROUP HEALTH INSUR	169,984.00	169,984.00	29,313.30	10,154.74	.00	140,670.70	17.2
01100310 510500 GROUP DENTAL INSUR	10,698.00	10,698.00	1,778.76	592.92	.00	8,919.24	16.6
01100310 510600 LIFE INSURANCE	1,470.00	1,470.00	224.00	80.64	.00	1,246.00	15.2
01100310 510700 UNEMPLOYMENT INSUR	1,199.00	1,199.00	181.10	67.31	.00	1,017.90	15.1
01100310 510900 WORKER'S COMPENSAT	2,884.00	2,884.00	464.90	157.56	.00	2,419.10	16.1
01100310 520100 SUPPLIES/OTH OPER	25,000.00	25,000.00	933.96	933.96	15,760.16	8,305.88	66.8
01100310 522800 LAW BOOKS	1,000.00	1,000.00	.00	.00	.00	1,000.00	.0
01100310 530100 EQUIPMENT OPER/MAI	2,000.00	2,000.00	.00	.00	.00	2,000.00	.0
01100310 540100 COMMUNICATIONS - M	712.00	712.00	108.50	108.50	591.50	12.00	98.3
01100310 550300 TRAVEL AND TRAININ	8,075.00	8,075.00	1,735.48	.00	206.03	6,133.49	24.0
01100310 550500 ASSOCIATION DUES	325.00	325.00	.00	.00	150.00	175.00	46.2
01100310 580100 INSURANCE AND BOND	10,800.00	10,800.00	10,333.50	10,333.50	.00	466.50	95.7
01100310 660300 CAPITAL OUTLAY-COU	5,500.00	5,500.00	.00	.00	.00	5,500.00	.0
<b>TOTAL COUNTY CLERK</b>	<b>1,435,017.00</b>	<b>1,435,017.00</b>	<b>273,363.39</b>	<b>99,491.20</b>	<b>16,707.69</b>	<b>1,144,945.92</b>	<b>20.2%</b>

**005 INFORMATION TECHNOLOGY SERVICE**

01100510 500600 STAFF EMPLOYEES	2,808,689.00	2,808,689.00	537,867.53	177,576.48	.00	2,270,821.47	19.2
01100510 500700 OVERTIME COMPENSAT	10,000.00	10,000.00	46.57	17.04	.00	9,953.43	.5
01100510 510100 FICA	174,759.00	174,759.00	32,101.82	10,557.75	.00	142,657.18	18.4
01100510 510200 MEDICARE	40,871.00	40,871.00	7,507.67	2,469.13	.00	33,363.33	18.4
01100510 510300 RETIREMENT	313,156.00	313,156.00	63,312.86	20,434.70	.00	249,843.14	20.2
01100510 510400 GROUP HEALTH INSUR	372,491.00	372,491.00	74,469.03	27,025.94	.00	298,021.97	20.0
01100510 510500 GROUP DENTAL INSUR	18,632.00	18,632.00	3,933.26	1,416.25	.00	14,698.74	21.1
01100510 510600 LIFE INSURANCE	2,559.00	2,559.00	500.43	181.44	.00	2,058.57	19.6
01100510 510700 UNEMPLOYMENT INSUR	3,664.00	3,664.00	564.46	204.13	.00	3,099.54	15.4
01100510 510900 WORKER'S COMPENSAT	7,310.00	7,310.00	1,452.38	479.49	.00	5,857.62	19.9
01100510 520100 SUPPLIES/OTH OPER	505,880.00	505,880.00	13,623.52	7,335.65	271,185.25	221,071.23	56.3
01100510 523000 NON-CAPITAL SOFTWA	60,000.00	60,000.00	910.00	.00	.00	59,090.00	1.5
01100510 523100 NON-CAPITAL EQUIPM	59,600.00	59,600.00	.00	.00	4,467.65	55,132.35	7.5
01100510 530100 EQUIPMENT OPER/MAI	1,244,700.00	1,244,700.00	277,712.29	144,272.14	.00	966,987.71	22.3
01100510 530200 VEHICLE OPERATION/	3,000.00	3,000.00	134.94	70.07	1,365.06	1,500.00	50.0
01100510 530800 SOFTWARE MAINTENAN	3,302,421.00	3,302,421.00	1,663,721.09	121,072.86	242,412.91	1,396,287.00	57.7
01100510 540100 COMMUNICATIONS - M	89,500.00	89,500.00	16,539.97	5,685.33	67,900.03	5,060.00	94.3
01100510 550300 TRAVEL AND TRAININ	102,900.00	102,900.00	199.53	.00	9,990.00	92,710.47	9.9

**BUDGET SUMMARIES REPORT**  
**ACCOUNT SUMMARY REPORT DECEMBER 2022**

FOR 2023 03

	ORIGINAL APPROP	REVISED BUDGET	YTD ACTUAL	MTD ACTUAL	ENCUMBRANCES	AVAILABLE BUDGET	PCT USE/COL
01100510 550500 ASSOCIATION DUES	2,825.00	2,825.00	.00	.00	.00	2,825.00	.0
01100510 561400 PROFESSIONAL SERVI	93,000.00	93,000.00	.00	.00	.00	93,000.00	.0
01100510 562200 CONTRACT SERVICES	405,000.00	405,000.00	17,700.00	5,900.00	53,100.00	334,200.00	17.5
01100510 660500 CAPITAL OUTLAY TEC	2,435,000.00	2,435,000.00	6,735.00	4,440.00	68,242.65	2,360,022.35	3.1
<b>TOTAL INFORMATION TECHNOLOGY S</b>	<b>12,055,957.00</b>	<b>12,055,957.00</b>	<b>2,719,032.35</b>	<b>529,138.40</b>	<b>718,663.55</b>	<b>8,618,261.10</b>	<b>28.5%</b>

**007 NON DEPARTMENTAL**

01100710 520100 SUPPLIES/OTH OPER	2,500.00	2,500.00	791.97	.00	.00	1,708.03	31.7
01100710 522500 POSTAGE	310,000.00	310,000.00	8,588.59	3,293.46	99,870.52	201,540.89	35.0
01100710 522900 PUBLICATIONS LEGAL	30,500.00	30,500.00	668.00	446.00	23,332.00	6,500.00	78.7
01100710 540100 COMMUNICATIONS - M	193,200.00	193,200.00	11,823.25	3,899.61	76,976.75	104,400.00	46.0
01100710 540200 TELEPHONE - LONG D	12,000.00	12,000.00	654.31	654.31	11,345.69	.00	100.0
01100710 550500 ASSOCIATION DUES	70,632.00	70,632.00	40,261.76	.00	.00	30,370.24	57.0
01100710 561400 PROFESSIONAL SERVI	375,000.00	375,000.00	.00	.00	26,950.00	348,050.00	7.2
01100710 562200 CONTRACT SERVICES	35,479.00	35,479.00	35,478.45	35,478.45	.00	.55	100.0
01100710 562300 INTER LOCAL AGREEM	1,302,280.00	1,302,280.00	330,543.75	.00	969,456.25	2,280.00	99.8
01100710 580100 INSURANCE AND BOND	600,000.00	600,000.00	493,749.80	20,122.80	108,975.20	-2,725.00	100.5
01100710 580200 PUBLIC OFFICIALS L	400,000.00	400,000.00	272,931.00	.00	.00	127,069.00	68.2
01100710 583000 CIVIL JUDGEMENTS	50,000.00	50,000.00	.00	.00	.00	50,000.00	.0
01100710 599300 LEGISLATIVE & ADMI	1.00	1.00	.00	.00	.00	1.00	.0
01100710 599310 PAST YR LEGISLATIV	1.00	1.00	.00	.00	.00	1.00	.0
01100710 599800 CONTINGENCY	3,000,000.00	2,521,708.00	.00	.00	.00	2,521,708.00	.0
01100710 599900 OTHER CHARGES	76,125.00	76,125.00	.00	.00	.00	76,125.00	.0
<b>TOTAL NON DEPARTMENTAL</b>	<b>6,457,718.00</b>	<b>5,979,426.00</b>	<b>1,195,490.88</b>	<b>63,894.63</b>	<b>1,316,906.41</b>	<b>3,467,028.71</b>	<b>42.0%</b>

**009 TREASURER**

01100915 500100 ELECTED OFFICIALS	85,456.00	85,456.00	19,720.62	6,573.54	.00	65,735.38	23.1
01100915 500600 STAFF EMPLOYEES	188,768.00	188,768.00	43,561.75	14,520.58	.00	145,206.25	23.1
01100915 500800 TEMPORARY	10,000.00	10,000.00	4,527.00	1,345.50	.00	5,473.00	45.3
01100915 500900 PART TIME POSITION	28,000.00	28,000.00	5,925.15	1,984.50	.00	22,074.85	21.2
01100915 510100 FICA	19,358.00	19,358.00	4,165.46	1,379.99	.00	15,192.54	21.5
01100915 510200 MEDICARE	4,527.00	4,527.00	974.16	322.72	.00	3,552.84	21.5
01100915 510300 RETIREMENT	33,577.00	33,577.00	8,145.26	2,655.88	.00	25,431.74	24.3
01100915 510400 GROUP HEALTH INSUR	42,978.00	42,978.00	9,915.42	3,305.14	.00	33,062.58	23.1
01100915 510500 GROUP DENTAL INSUR	1,973.00	1,973.00	457.38	152.46	.00	1,515.62	23.2
01100915 510600 LIFE INSURANCE	240.00	240.00	53.76	17.92	.00	186.24	22.4

**BUDGET SUMMARIES REPORT**  
ACCOUNT SUMMARY REPORT DECEMBER 2022

FOR 2023 03

	ORIGINAL APPROP	REVISED BUDGET	YTD ACTUAL	MTD ACTUAL	ENCUMBRANCES	AVAILABLE BUDGET	PCT USE/COL
01100915 510700 UNEMPLOYMENT INSUR	265.00	265.00	56.59	20.43	.00	208.41	21.4
01100915 510900 WORKER'S COMPENSAT	612.00	612.00	145.81	48.19	.00	466.19	23.8
01100915 520100 SUPPLIES/OTH OPER	8,467.00	8,467.00	396.84	356.63	4,507.83	3,562.33	57.9
01100915 523100 NON-CAPITAL EQUIPM	49,092.00	49,092.00	.00	.00	48,807.74	284.26	99.4
01100915 530100 EQUIPMENT OPER/MAI	800.00	800.00	.00	.00	.00	800.00	.0
01100915 550300 TRAVEL AND TRAININ	6,500.00	6,500.00	.00	.00	.00	6,500.00	.0
01100915 550500 ASSOCIATION DUES	175.00	175.00	.00	.00	.00	175.00	.0
01100915 570100 RENTALS AND LEASES	4,072.00	4,072.00	.00	.00	.00	4,072.00	.0
01100915 580100 INSURANCE AND BOND	5,000.00	5,000.00	2,500.00	.00	.00	2,500.00	50.0
<b>TOTAL TREASURER</b>	<b>489,860.00</b>	<b>489,860.00</b>	<b>100,545.20</b>	<b>32,683.48</b>	<b>53,315.57</b>	<b>335,999.23</b>	<b>31.4%</b>

**010 TAX ASSESSOR/COLLECTOR**

01101015 500100 ELECTED OFFICIALS	85,456.00	85,456.00	19,720.62	6,573.54	.00	65,735.38	23.1
01101015 500600 STAFF EMPLOYEES	1,459,310.00	1,459,310.00	305,723.13	107,872.36	.00	1,153,586.87	20.9
01101015 500800 TEMPORARY	40,000.00	40,000.00	1,505.00	395.00	.00	38,495.00	3.8
01101015 500900 PART TIME POSITION	17,400.00	17,400.00	.00	.00	.00	17,400.00	.0
01101015 510100 FICA	99,491.00	99,491.00	19,337.93	6,809.40	.00	80,153.07	19.4
01101015 510200 MEDICARE	23,487.00	23,487.00	4,522.38	1,592.45	.00	18,964.62	19.3
01101015 510300 RETIREMENT	173,623.00	173,623.00	38,242.20	13,133.27	.00	135,380.80	22.0
01101015 510400 GROUP HEALTH INSUR	306,253.00	306,253.00	61,643.94	20,547.98	.00	244,609.06	20.1
01101015 510500 GROUP DENTAL INSUR	14,525.00	14,525.00	2,760.36	920.12	.00	11,764.64	19.0
01101015 510600 LIFE INSURANCE	2,100.00	2,100.00	403.20	134.40	.00	1,696.80	19.2
01101015 510700 UNEMPLOYMENT INSUR	1,973.00	1,973.00	324.66	125.79	.00	1,648.34	16.5
01101015 510900 WORKER'S COMPENSAT	4,328.00	4,328.00	829.57	292.35	.00	3,498.43	19.2
01101015 520100 SUPPLIES/OTH OPER	33,674.00	33,674.00	1,867.18	698.61	12,736.62	19,070.20	43.4
01101015 530200 VEHICLE OPERATION/	2,435.00	2,435.00	306.50	112.19	1,973.50	155.00	93.6
01101015 540100 COMMUNICATIONS - M	3,900.00	3,900.00	528.45	254.89	1,696.43	1,675.12	57.0
01101015 550300 TRAVEL AND TRAININ	16,000.00	16,000.00	3,514.10	3,514.10	1,385.00	11,100.90	30.6
01101015 550500 ASSOCIATION DUES	375.00	375.00	.00	.00	300.00	75.00	80.0
01101015 562200 CONTRACT SERVICES	16,230.00	16,230.00	12,600.00	.00	.00	3,630.00	77.6
01101015 570200 BUILDING RENTAL	9,276.00	9,276.00	9,275.04	7,729.20	.00	.96	100.0
<b>TOTAL TAX ASSESSOR/COLLECTOR</b>	<b>2,309,836.00</b>	<b>2,309,836.00</b>	<b>483,104.26</b>	<b>170,705.65</b>	<b>18,091.55</b>	<b>1,808,640.19</b>	<b>21.7%</b>

**011 PURCHASING**

01101115 500600 STAFF EMPLOYEES	414,466.00	414,466.00	80,595.70	26,865.22	.00	333,870.30	19.4
01101115 510100 FICA	25,697.00	25,697.00	4,799.27	1,595.25	.00	20,897.73	18.7

**BUDGET SUMMARIES REPORT**  
ACCOUNT SUMMARY REPORT DECEMBER 2022

FOR 2023 03

	ORIGINAL APPROP	REVISED BUDGET	YTD ACTUAL	MTD ACTUAL	ENCUMBRANCES	AVAILABLE BUDGET	PCT USE/COL
01101115 510200 MEDICARE	6,010.00	6,010.00	1,122.35	373.07	.00	4,887.65	18.7
01101115 510300 RETIREMENT	46,047.00	46,047.00	9,484.76	3,090.84	.00	36,562.24	20.6
01101115 510400 GROUP HEALTH INSUR	51,029.00	51,029.00	10,036.38	3,345.46	.00	40,992.62	19.7
01101115 510500 GROUP DENTAL INSUR	2,905.00	2,905.00	506.28	168.76	.00	2,398.72	17.4
01101115 510600 LIFE INSURANCE	420.00	420.00	80.64	26.88	.00	339.36	19.2
01101115 510700 UNEMPLOYMENT INSUR	539.00	539.00	84.61	30.89	.00	454.39	15.7
01101115 510900 WORKER'S COMPENSAT	1,119.00	1,119.00	217.62	72.54	.00	901.38	19.4
01101115 520100 SUPPLIES/OTH OPER	3,000.00	3,000.00	736.59	109.97	953.35	1,310.06	56.3
01101115 530100 EQUIPMENT OPER/MAI	200.00	200.00	.00	.00	.00	200.00	.0
01101115 530200 VEHICLE OPERATION/	650.00	650.00	48.39	40.73	559.27	42.34	93.5
01101115 550300 TRAVEL AND TRAININ	4,000.00	4,000.00	.00	.00	.00	4,000.00	.0
01101115 550500 ASSOCIATION DUES	1,860.00	1,860.00	.00	.00	.00	1,860.00	.0
01101115 562200 CONTRACT SERVICES	14,355.00	14,355.00	.00	.00	.00	14,355.00	.0
01101115 570100 RENTALS AND LEASES	23,143.00	23,143.00	5,785.68	5,785.68	17,357.04	.28	100.0
<b>TOTAL PURCHASING</b>	<b>595,440.00</b>	<b>595,440.00</b>	<b>113,498.27</b>	<b>41,505.29</b>	<b>18,869.66</b>	<b>463,072.07</b>	<b>22.2%</b>

**012 AUDITOR**

01101215 500200 APPOINTED OFFICIAL	126,788.00	126,788.00	29,258.64	9,752.88	.00	97,529.36	23.1
01101215 500600 STAFF EMPLOYEES	963,886.00	963,886.00	173,865.61	55,278.35	.00	790,020.39	18.0
01101215 500700 OVERTIME COMPENSAT	500.00	500.00	224.02	.00	.00	275.98	44.8
01101215 500800 TEMPORARY	9,300.00	9,300.00	.00	.00	.00	9,300.00	.0
01101215 500900 PART TIME POSITION	26,229.00	26,229.00	5,170.50	2,088.00	.00	21,058.50	19.7
01101215 510100 FICA	69,825.00	69,825.00	12,295.76	3,967.56	.00	57,529.24	17.6
01101215 510200 MEDICARE	16,330.00	16,330.00	2,875.54	927.89	.00	13,454.46	17.6
01101215 510300 RETIREMENT	124,088.00	124,088.00	24,549.87	7,723.27	.00	99,538.13	19.8
01101215 510400 GROUP HEALTH INSUR	128,030.00	128,030.00	23,412.12	7,087.68	.00	104,617.88	18.3
01101215 510500 GROUP DENTAL INSUR	6,784.00	6,784.00	1,168.72	363.52	.00	5,615.28	17.2
01101215 510600 LIFE INSURANCE	960.00	960.00	170.24	53.76	.00	789.76	17.7
01101215 510700 UNEMPLOYMENT INSUR	1,464.00	1,464.00	218.64	77.14	.00	1,245.36	14.9
01101215 510900 WORKER'S COMPENSAT	3,041.00	3,041.00	563.10	181.26	.00	2,477.90	18.5
01101215 520100 SUPPLIES/OTH OPER	13,571.00	13,571.00	2,684.71	1,072.69	6,906.50	3,979.79	70.7
01101215 523100 NON-CAPITAL EQUIPM	3,000.00	3,000.00	.00	.00	.00	3,000.00	.0
01101215 530100 EQUIPMENT OPER/MAI	1,000.00	1,000.00	.00	.00	.00	1,000.00	.0
01101215 540100 COMMUNICATIONS - M	1,540.00	1,540.00	88.80	44.40	451.20	1,000.00	35.1
01101215 550300 TRAVEL AND TRAININ	24,517.00	24,517.00	.00	.00	.00	24,517.00	.0
01101215 550500 ASSOCIATION DUES	4,957.00	4,957.00	.00	.00	.00	4,957.00	.0
01101215 580100 INSURANCE AND BOND	200.00	200.00	.00	.00	.00	200.00	.0
<b>TOTAL AUDITOR</b>	<b>1,526,010.00</b>	<b>1,526,010.00</b>	<b>276,546.27</b>	<b>88,618.40</b>	<b>7,357.70</b>	<b>1,242,106.03</b>	<b>18.6%</b>

**013 HUMAN RESOURCES**

01101315 500600 STAFF EMPLOYEES	562,575.00	562,575.00	116,183.78	39,666.17	.00	446,391.22	20.7
---------------------------------	------------	------------	------------	-----------	-----	------------	------



**BUDGET SUMMARIES REPORT**  
ACCOUNT SUMMARY REPORT DECEMBER 2022

FOR 2023 03

	ORIGINAL APPROP	REVISED BUDGET	YTD ACTUAL	MTD ACTUAL	ENCUMBRANCES	AVAILABLE BUDGET	PCT USE/COL
01101315 500800 TEMPORARY	18,000.00	18,000.00	1,379.00	175.00	.00	16,621.00	7.7
01101315 510100 FICA	35,996.00	35,996.00	6,950.14	2,346.49	.00	29,045.86	19.3
01101315 510200 MEDICARE	8,418.00	8,418.00	1,625.41	548.77	.00	6,792.59	19.3
01101315 510300 RETIREMENT	62,502.00	62,502.00	13,669.34	4,563.73	.00	48,832.66	21.9
01101315 510400 GROUP HEALTH INSUR	68,271.00	68,271.00	12,278.94	4,092.98	.00	55,992.06	18.0
01101315 510500 GROUP DENTAL INSUR	3,617.00	3,617.00	642.96	214.32	.00	2,974.04	17.8
01101315 510600 LIFE INSURANCE	480.00	480.00	80.64	26.88	.00	399.36	16.8
01101315 510700 UNEMPLOYMENT INSUR	755.00	755.00	123.50	45.79	.00	631.50	16.4
01101315 510900 WORKER'S COMPENSAT	1,568.00	1,568.00	317.44	107.58	.00	1,250.56	20.2
01101315 520100 SUPPLIES/OTH OPER	81,100.00	81,100.00	4,020.08	2,675.23	20,753.26	56,326.66	30.5
01101315 522800 LAW BOOKS	2,500.00	2,500.00	.00	.00	.00	2,500.00	.0
01101315 523100 NON-CAPITAL EQUIPM	4,000.00	4,000.00	.00	.00	.00	4,000.00	.0
01101315 540100 COMMUNICATIONS - M	5,712.00	5,712.00	721.81	455.88	2,678.19	2,312.00	59.5
01101315 550300 TRAVEL AND TRAININ	20,000.00	20,000.00	3,233.36	120.00	332.00	16,434.64	17.8
01101315 550500 ASSOCIATION DUES	2,665.00	2,665.00	549.00	260.00	.00	2,116.00	20.6
01101315 561400 PROFESSIONAL SERVI	75,500.00	75,500.00	5,664.33	2,294.90	25,138.00	44,697.67	40.8
01101315 561500 PROFESSIONAL DEVEL	15,000.00	15,000.00	8,300.00	8,300.00	.00	6,700.00	55.3
<b>TOTAL HUMAN RESOURCES</b>	<b>968,659.00</b>	<b>968,659.00</b>	<b>175,739.73</b>	<b>65,893.72</b>	<b>48,901.45</b>	<b>744,017.82</b>	<b>23.2%</b>

**014 COURTS**

01101420 500100 ELECTED OFFICIALS	634,838.00	634,838.00	151,246.08	50,415.36	.00	483,591.92	23.8
01101420 500200 APPOINTED OFFICIAL	2,086,288.00	2,086,288.00	464,111.20	158,870.40	.00	1,622,176.80	22.2
01101420 500600 STAFF EMPLOYEES	1,060,949.00	1,060,949.00	199,348.14	59,724.21	.00	861,600.86	18.8
01101420 500800 TEMPORARY	101,000.00	101,000.00	-10,482.50	-157.50	.00	111,482.50	-10.4
01101420 500900 PART TIME POSITION	14,149.00	14,149.00	5,495.20	2,022.31	.00	8,653.80	38.8
01101420 501000 SUPPLEMENTAL SALAR	31,200.00	31,200.00	7,200.00	2,400.00	.00	24,000.00	23.1
01101420 510100 FICA	241,628.00	241,628.00	47,250.70	15,895.14	.00	194,377.30	19.6
01101420 510200 MEDICARE	56,510.00	56,510.00	11,937.77	3,923.02	.00	44,572.23	21.1
01101420 510300 RETIREMENT	421,760.00	421,760.00	97,453.58	31,455.36	.00	324,306.42	23.1
01101420 510400 GROUP HEALTH INSUR	483,278.00	483,278.00	96,602.99	31,999.97	.00	386,675.01	20.0
01101420 510500 GROUP DENTAL INSUR	23,005.00	23,005.00	4,568.46	1,511.84	.00	18,436.54	19.9
01101420 510600 LIFE INSURANCE	3,120.00	3,120.00	532.33	175.89	.00	2,587.67	17.1
01101420 510700 UNEMPLOYMENT INSUR	4,241.00	4,241.00	741.94	266.84	.00	3,499.06	17.5
01101420 510900 WORKER'S COMPENSAT	8,808.00	8,808.00	1,889.94	625.99	.00	6,918.06	21.5
01101420 520100 SUPPLIES/OTH OPER	43,000.00	49,000.00	7,548.96	4,241.92	29,618.70	11,832.34	75.9
01101420 522800 LAW BOOKS	10,000.00	10,000.00	133.93	181.80	.00	9,866.07	1.3
01101420 523100 NON-CAPITAL EQUIPM	10,000.00	10,000.00	.00	.00	.00	10,000.00	.0
01101420 540100 COMMUNICATIONS - M	5,500.00	5,500.00	862.10	431.04	4,637.90	.00	100.0
01101420 550300 TRAVEL AND TRAININ	60,000.00	54,000.00	2,589.76	934.38	2,600.00	48,810.24	9.6
01101420 550500 ASSOCIATION DUES	11,870.00	11,870.00	100.00	100.00	400.00	11,370.00	4.2

**BUDGET SUMMARIES REPORT**  
ACCOUNT SUMMARY REPORT DECEMBER 2022

FOR 2023 03

	ORIGINAL APPROP	REVISED BUDGET	YTD ACTUAL	MTD ACTUAL	ENCUMBRANCES	AVAILABLE BUDGET	PCT USE/COL
01101420 580100 INSURANCE AND BOND	10,000.00	10,000.00	9,318.25	.00	142.00	539.75	94.6
TOTAL COURTS	5,321,144.00	5,321,144.00	1,098,448.83	365,017.97	37,398.60	4,185,296.57	21.3%

**015 APPELLATE COURTS**

01101520 501000 SUPPLEMENTAL SALAR	19,280.00	19,280.00	4,838.42	1,483.04	.00	14,441.58	25.1
01101520 510100 FICA	1,195.00	1,195.00	299.97	91.92	.00	895.03	25.1
01101520 510200 MEDICARE	280.00	280.00	70.20	21.52	.00	209.80	25.1
01101520 510300 RETIREMENT	2,142.00	2,142.00	569.93	170.64	.00	1,572.07	26.6
01101520 510500 GROUP DENTAL INSUR	415.00	415.00	.00	.00	.00	415.00	.0
01101520 510600 LIFE INSURANCE	240.00	240.00	.00	.00	.00	240.00	.0
01101520 510900 WORKER'S COMPENSAT	52.00	52.00	.00	.00	.00	52.00	.0
TOTAL APPELLATE COURTS	23,604.00	23,604.00	5,778.52	1,767.12	.00	17,825.48	24.5%

**023 DISTRICT CLERK**

01102320 500100 ELECTED OFFICIALS	85,456.00	85,456.00	19,720.62	6,573.54	.00	65,735.38	23.1
01102320 500600 STAFF EMPLOYEES	1,249,063.00	1,249,063.00	266,111.56	88,216.01	.00	982,951.44	21.3
01102320 500700 OVERTIME COMPENSAT	12,000.00	12,000.00	.00	.00	.00	12,000.00	.0
01102320 500800 TEMPORARY	35,000.00	35,000.00	3,146.89	1,053.51	.00	31,853.11	9.0
01102320 510100 FICA	85,654.00	85,654.00	17,124.47	5,669.19	.00	68,529.53	20.0
01102320 510200 MEDICARE	20,164.00	20,164.00	4,005.00	1,325.88	.00	16,159.00	19.9
01102320 510300 RETIREMENT	149,598.00	149,598.00	33,642.01	10,907.79	.00	115,955.99	22.5
01102320 510400 GROUP HEALTH INSUR	229,537.00	229,537.00	48,350.25	16,283.11	.00	181,186.75	21.1
01102320 510500 GROUP DENTAL INSUR	12,450.00	12,450.00	2,363.65	787.19	.00	10,086.35	19.0
01102320 510600 LIFE INSURANCE	1,800.00	1,800.00	351.68	118.72	.00	1,448.32	19.5
01102320 510700 UNEMPLOYMENT INSUR	1,685.00	1,685.00	303.24	110.12	.00	1,381.76	18.0
01102320 510900 WORKER'S COMPENSAT	3,710.00	3,710.00	727.15	241.09	.00	2,982.85	19.6
01102320 520100 SUPPLIES/OTH OPER	95,940.00	91,940.00	4,522.04	3,992.54	41,555.08	45,862.88	50.1
01102320 522800 LAW BOOKS	200.00	200.00	.00	.00	.00	200.00	.0
01102320 530100 EQUIPMENT OPER/MAI	500.00	500.00	.00	.00	.00	500.00	.0
01102320 550300 TRAVEL AND TRAININ	16,000.00	16,000.00	1,452.37	.00	.00	14,547.63	9.1
01102320 550500 ASSOCIATION DUES	175.00	175.00	125.00	125.00	.00	50.00	71.4
01102320 561400 PROFESSIONAL SERVI	500.00	500.00	.00	.00	.00	500.00	.0
01102320 580100 INSURANCE AND BOND	450.00	4,450.00	1,242.50	1,242.50	.00	3,207.50	27.9
TOTAL DISTRICT CLERK	1,999,882.00	1,999,882.00	403,188.43	136,646.19	41,555.08	1,555,138.49	22.2%

**030 JUDICIAL COMPLIANCE**

01103010 500600 STAFF EMPLOYEES	291,843.00	291,843.00	62,051.76	20,911.63	.00	229,791.24	21.3
---------------------------------	------------	------------	-----------	-----------	-----	------------	------

**BUDGET SUMMARIES REPORT**  
ACCOUNT SUMMARY REPORT DECEMBER 2022

FOR 2023 03

	ORIGINAL APPROP	REVISED BUDGET	YTD ACTUAL	MTD ACTUAL	ENCUMBRANCES	AVAILABLE BUDGET	PCT USE/COL
01103010 510100 FICA	18,094.00	18,094.00	3,733.43	1,256.46	.00	14,360.57	20.6
01103010 510200 MEDICARE	4,232.00	4,232.00	873.13	293.85	.00	3,358.87	20.6
01103010 510300 RETIREMENT	32,424.00	32,424.00	7,301.52	2,405.88	.00	25,122.48	22.5
01103010 510400 GROUP HEALTH INSUR	45,186.00	45,186.00	10,358.28	3,452.76	.00	34,827.72	22.9
01103010 510500 GROUP DENTAL INSUR	2,548.00	2,548.00	587.94	195.98	.00	1,960.06	23.1
01103010 510600 LIFE INSURANCE	360.00	360.00	80.64	26.88	.00	279.36	22.4
01103010 510700 UNEMPLOYMENT INSUR	379.00	379.00	65.21	24.05	.00	313.79	17.2
01103010 510900 WORKER'S COMPENSAT	788.00	788.00	167.58	56.46	.00	620.42	21.3
01103010 520100 SUPPLIES/OTH OPER	2,850.00	2,850.00	.00	.00	.00	2,850.00	.0
01103010 550300 TRAVEL AND TRAININ	3,500.00	3,500.00	.00	.00	.00	3,500.00	.0
01103010 550500 ASSOCIATION DUES	300.00	300.00	.00	.00	.00	300.00	.0
<b>TOTAL JUDICIAL COMPLIANCE</b>	<b>402,504.00</b>	<b>402,504.00</b>	<b>85,219.49</b>	<b>28,623.95</b>	<b>.00</b>	<b>317,284.51</b>	<b>21.2%</b>

**031 JUSTICE OF THE PEACE PCT 1**

01103120 500100 ELECTED OFFICIALS	85,456.00	85,456.00	19,720.62	6,573.54	.00	65,735.38	23.1
01103120 500600 STAFF EMPLOYEES	180,951.00	180,951.00	40,256.99	13,623.63	.00	140,694.01	22.2
01103120 510100 FICA	16,518.00	16,518.00	3,513.64	1,182.67	.00	13,004.36	21.3
01103120 510200 MEDICARE	4,081.00	4,081.00	821.73	276.59	.00	3,259.27	20.1
01103120 510300 RETIREMENT	29,598.00	29,598.00	7,057.58	2,323.68	.00	22,540.42	23.8
01103120 510400 GROUP HEALTH INSUR	58,331.00	58,331.00	13,461.00	4,487.00	.00	44,870.00	23.1
01103120 510500 GROUP DENTAL INSUR	2,756.00	2,756.00	632.34	210.78	.00	2,123.66	22.9
01103120 510600 LIFE INSURANCE	312.00	312.00	67.20	22.40	.00	244.80	21.5
01103120 510700 UNEMPLOYMENT INSUR	235.00	235.00	42.33	15.67	.00	192.67	18.0
01103120 510900 WORKER'S COMPENSAT	715.00	715.00	108.74	36.80	.00	606.26	15.2
01103120 520100 SUPPLIES/OTH OPER	4,700.00	4,700.00	661.45	428.76	1,752.55	2,286.00	51.4
01103120 550300 TRAVEL AND TRAININ	200.00	200.00	.00	.00	.00	200.00	.0
01103120 580100 INSURANCE AND BOND	150.00	150.00	127.50	.00	.00	22.50	85.0
<b>TOTAL JUSTICE OF THE PEACE PCT</b>	<b>384,003.00</b>	<b>384,003.00</b>	<b>86,471.12</b>	<b>29,181.52</b>	<b>1,752.55</b>	<b>295,779.33</b>	<b>23.0%</b>

**032 JUSTICE OF THE PEACE PCT 2**

01103220 500100 ELECTED OFFICIALS	85,456.00	85,456.00	19,720.62	6,573.54	.00	65,735.38	23.1
01103220 500600 STAFF EMPLOYEES	161,512.00	161,512.00	36,094.46	12,180.02	.00	125,417.54	22.3
01103220 500900 PART TIME POSITION	7,917.00	7,917.00	63.00	.00	.00	7,854.00	.8
01103220 510100 FICA	15,803.00	15,803.00	3,313.51	1,111.58	.00	12,489.49	21.0
01103220 510200 MEDICARE	3,837.00	3,837.00	774.98	259.98	.00	3,062.02	20.2
01103220 510300 RETIREMENT	28,318.00	28,318.00	6,575.44	2,157.61	.00	21,742.56	23.2

**BUDGET SUMMARIES REPORT**  
ACCOUNT SUMMARY REPORT DECEMBER 2022

FOR 2023 03

	ORIGINAL APPROP	REVISED BUDGET	YTD ACTUAL	MTD ACTUAL	ENCUMBRANCES	AVAILABLE BUDGET	PCT USE/COL
01103220 510400 GROUP HEALTH INSUR	34,476.00	34,476.00	9,681.66	3,227.22	.00	24,794.34	28.1
01103220 510500 GROUP DENTAL INSUR	2,490.00	2,490.00	422.76	140.92	.00	2,067.24	17.0
01103220 510600 LIFE INSURANCE	360.00	360.00	67.20	22.40	.00	292.80	18.7
01103220 510700 UNEMPLOYMENT INSUR	220.00	220.00	37.99	14.01	.00	182.01	17.3
01103220 510900 WORKER'S COMPENSAT	457.00	457.00	97.61	32.88	.00	359.39	21.4
01103220 520100 SUPPLIES/OTH OPER	6,000.00	6,000.00	.00	.00	3,500.00	2,500.00	58.3
01103220 550300 TRAVEL AND TRAININ	5,700.00	5,632.00	.00	.00	200.00	5,432.00	3.6
01103220 550500 ASSOCIATION DUES	705.00	705.00	.00	.00	115.00	590.00	16.3
01103220 580100 INSURANCE AND BOND	110.00	178.00	.00	.00	.00	178.00	.0
<b>TOTAL JUSTICE OF THE PEACE PCT</b>	<b>353,361.00</b>	<b>353,361.00</b>	<b>76,849.23</b>	<b>25,720.16</b>	<b>3,815.00</b>	<b>272,696.77</b>	<b>22.8%</b>

**033 JUSTICE OF THE PEACE PCT 3**

01103320 500100 ELECTED OFFICIALS	85,456.00	85,456.00	19,720.62	6,573.54	.00	65,735.38	23.1
01103320 500600 STAFF EMPLOYEES	176,628.00	176,628.00	38,402.73	12,759.55	.00	138,225.27	21.7
01103320 500800 TEMPORARY	10,000.00	10,000.00	332.50	.00	.00	9,667.50	3.3
01103320 510100 FICA	16,869.00	16,869.00	3,273.37	1,093.89	.00	13,595.63	19.4
01103320 510200 MEDICARE	4,164.00	4,164.00	765.52	255.82	.00	3,398.48	18.4
01103320 510300 RETIREMENT	29,118.00	29,118.00	6,840.11	2,224.03	.00	22,277.89	23.5
01103320 510400 GROUP HEALTH INSUR	60,658.00	60,658.00	13,994.52	4,664.84	.00	46,663.48	23.1
01103320 510500 GROUP DENTAL INSUR	3,146.00	3,146.00	721.92	240.64	.00	2,424.08	22.9
01103320 510600 LIFE INSURANCE	312.00	312.00	67.20	22.40	.00	244.80	21.5
01103320 510700 UNEMPLOYMENT INSUR	243.00	243.00	40.66	14.68	.00	202.34	16.7
01103320 510900 WORKER'S COMPENSAT	729.00	729.00	104.59	34.45	.00	624.41	14.3
01103320 520100 SUPPLIES/OTH OPER	7,500.00	7,500.00	624.49	194.61	800.00	6,075.51	19.0
01103320 522800 LAW BOOKS	1,000.00	1,000.00	.00	.00	.00	1,000.00	.0
01103320 550300 TRAVEL AND TRAININ	10,000.00	10,000.00	315.00	.00	.00	9,685.00	3.2
01103320 550500 ASSOCIATION DUES	715.00	715.00	.00	.00	.00	715.00	.0
01103320 561400 PROFESSIONAL SERVI	2,000.00	2,000.00	.00	.00	.00	2,000.00	.0
01103320 580100 INSURANCE AND BOND	200.00	200.00	.00	.00	.00	200.00	.0
01103320 599900 OTHER CHARGES	1,000.00	1,000.00	.00	.00	1,000.00	.00	100.0
<b>TOTAL JUSTICE OF THE PEACE PCT</b>	<b>409,738.00</b>	<b>409,738.00</b>	<b>85,203.23</b>	<b>28,078.45</b>	<b>1,800.00</b>	<b>322,734.77</b>	<b>21.2%</b>

**034 JUSTICE OF THE PEACE PCT 4**

01103420 500100 ELECTED OFFICIALS	85,456.00	85,456.00	19,720.62	6,573.54	.00	65,735.38	23.1
01103420 500600 STAFF EMPLOYEES	182,034.00	182,034.00	41,242.33	13,747.44	.00	140,791.67	22.7
01103420 500700 OVERTIME COMPENSAT	2,000.00	2,000.00	333.02	115.83	.00	1,666.98	16.7

**BUDGET SUMMARIES REPORT**  
ACCOUNT SUMMARY REPORT DECEMBER 2022

FOR 2023 03

	ORIGINAL APPROP	REVISED BUDGET	YTD ACTUAL	MTD ACTUAL	ENCUMBRANCES	AVAILABLE BUDGET	PCT USE/COL
01103420 510100 FICA	16,708.00	16,708.00	3,446.32	1,149.88	.00	13,261.68	20.6
01103420 510200 MEDICARE	3,908.00	3,908.00	806.06	268.95	.00	3,101.94	20.6
01103420 510300 RETIREMENT	29,940.00	29,940.00	7,214.00	2,351.73	.00	22,726.00	24.1
01103420 510400 GROUP HEALTH INSUR	69,966.00	69,966.00	16,144.32	5,381.44	.00	53,821.68	23.1
01103420 510500 GROUP DENTAL INSUR	2,834.00	2,834.00	653.58	217.86	.00	2,180.42	23.1
01103420 510600 LIFE INSURANCE	312.00	312.00	67.20	22.40	.00	244.80	21.5
01103420 510700 UNEMPLOYMENT INSUR	239.00	239.00	43.63	15.92	.00	195.37	18.3
01103420 510900 WORKER'S COMPENSAT	497.00	497.00	112.26	37.43	.00	384.74	22.6
01103420 520100 SUPPLIES/OTH OPER	5,000.00	5,000.00	86.99	51.92	3,113.01	1,800.00	64.0
01103420 522800 LAW BOOKS	200.00	200.00	.00	.00	.00	200.00	.0
01103420 550300 TRAVEL AND TRAININ	3,000.00	2,400.00	.00	.00	.00	2,400.00	.0
01103420 550500 ASSOCIATION DUES	.00	422.00	178.00	178.00	130.00	114.00	73.0
01103420 580100 INSURANCE AND BOND	.00	178.00	.00	.00	.00	178.00	.0
<b>TOTAL JUSTICE OF THE PEACE PCT</b>	<b>402,094.00</b>	<b>402,094.00</b>	<b>90,048.33</b>	<b>30,112.34</b>	<b>3,243.01</b>	<b>308,802.66</b>	<b>23.2%</b>
<b>038 CENTRAL JURY</b>							
01103820 520100 SUPPLIES/OTH OPER	77,260.00	77,260.00	445.53	445.53	2,854.47	73,960.00	4.3
01103820 590100 JURY PAY	300,000.00	300,000.00	56,534.90	30,530.95	6,000.00	237,465.10	20.8
<b>TOTAL CENTRAL JURY</b>	<b>377,260.00</b>	<b>377,260.00</b>	<b>56,980.43</b>	<b>30,976.48</b>	<b>8,854.47</b>	<b>311,425.10</b>	<b>17.5%</b>
<b>039 JUDICIAL</b>							
01103920 522800 LAW BOOKS	11,000.00	11,000.00	1,524.00	762.00	7,620.00	1,856.00	83.1
01103920 560100 APPOINTED ATTYS-CI	1,052,000.00	1,052,000.00	170,541.35	63,743.00	.00	881,458.65	16.2
01103920 560200 APPOINTED ATTYS-CR	60,000.00	60,000.00	.00	.00	.00	60,000.00	.0
01103920 560300 APPOINTED ATTYS-JU	100,000.00	100,000.00	12,400.00	3,350.00	.00	87,600.00	12.4
01103920 560400 APPOINTED ATTYS-ME	25,000.00	25,000.00	2,895.00	1,410.00	.00	22,105.00	11.6
01103920 560500 COURT REPORTER TRA	140,000.00	140,000.00	43,632.00	5,907.50	.00	96,368.00	31.2
01103920 560700 APPTED JUDGE/REPTE	70,000.00	70,000.00	5,700.00	1,800.00	.00	64,300.00	8.1
01103920 560800 WITNESS/INTERPRETE	45,000.00	45,000.00	8,659.04	4,958.25	1,665.96	34,675.00	22.9
01103920 561100 INMATE MEDICAL	10,000.00	10,000.00	616.00	.00	.00	9,384.00	6.2
01103920 561400 PROFESSIONAL SERVI	145,500.00	145,500.00	49,800.00	15,200.00	.00	95,700.00	34.2
01103920 562200 CONTRACT SERVICES	4,239,000.00	4,347,000.00	1,750,724.55	3,352.30	2,490,568.80	105,706.65	97.6
01103920 562320 EXPERT WITNESS-JUV	560.00	560.00	.00	.00	.00	560.00	.0
01103920 562700 EXPERT WITNESS-CRI	150,000.00	150,000.00	89,591.00	2,500.00	.00	60,409.00	59.7
01103920 564100 INVESTIGATOR EXP-C	1,000.00	1,000.00	.00	.00	.00	1,000.00	.0
01103920 564210 INVESTIGATOR EXP-C	150,000.00	150,000.00	.00	.00	.00	150,000.00	.0

**BUDGET SUMMARIES REPORT**  
ACCOUNT SUMMARY REPORT DECEMBER 2022

FOR 2023 03

	ORIGINAL APPROP	REVISED BUDGET	YTD ACTUAL	MTD ACTUAL	ENCUMBRANCES	AVAILABLE BUDGET	PCT USE/COL
01103920 564300 INVESTIGATOR EXP-J	300.00	300.00	.00	.00	.00	300.00	.0
01103920 590200 JURY EXPENSE	2,000.00	2,000.00	304.07	.00	1,695.93	.00	100.0
01103920 599960 JUDICIAL SUPPORT	66,538.00	66,538.00	60,488.61	.00	.00	6,049.39	90.9
<b>TOTAL JUDICIAL</b>	<b>6,267,898.00</b>	<b>6,375,898.00</b>	<b>2,196,875.62</b>	<b>102,983.05</b>	<b>2,501,550.69</b>	<b>1,677,471.69</b>	<b>73.7%</b>

**040 DISTRICT ATTORNEY**

01104025 500100 ELECTED OFFICIALS	30,000.00	30,000.00	6,923.10	2,307.70	.00	23,076.90	23.1
01104025 500200 APPOINTED OFFICIAL	312,629.00	312,629.00	64,575.00	21,525.00	.00	248,054.00	20.7
01104025 500600 STAFF EMPLOYEES	5,692,631.00	5,692,631.00	1,146,343.59	385,216.85	.00	4,546,287.41	20.1
01104025 500700 OVERTIME COMPENSAT	5,720.00	5,720.00	.00	.00	.00	5,720.00	.0
01104025 500800 TEMPORARY	54,065.00	54,065.00	4,347.00	427.50	.00	49,718.00	8.0
01104025 500900 PART TIME POSITION	52,366.00	52,366.00	11,621.33	4,102.53	.00	40,744.67	22.2
01104025 501301 LONGEVITY CDA	.00	.00	.00	16,680.00	.00	.00	.0
01104025 510100 FICA	381,139.00	381,139.00	74,819.80	25,763.79	.00	306,319.20	19.6
01104025 510200 MEDICARE	89,137.00	89,137.00	17,498.14	6,025.41	.00	71,638.86	19.6
01104025 510300 RETIREMENT	676,971.00	676,971.00	146,659.05	49,518.10	.00	530,311.95	21.7
01104025 510400 GROUP HEALTH INSUR	656,659.00	656,659.00	136,276.20	45,202.79	.00	520,382.80	20.8
01104025 510500 GROUP DENTAL INSUR	32,785.00	32,785.00	6,699.81	2,223.74	.00	26,085.19	20.4
01104025 510600 LIFE INSURANCE	4,740.00	4,740.00	928.51	308.31	.00	3,811.49	19.6
01104025 510700 UNEMPLOYMENT INSUR	7,953.00	7,953.00	1,305.38	489.73	.00	6,647.62	16.4
01104025 510900 WORKER'S COMPENSAT	16,517.00	16,517.00	3,351.81	1,153.55	.00	13,165.19	20.3
01104025 520100 SUPPLIES/OTH OPER	54,245.00	54,245.00	9,467.00	3,277.85	19,356.00	25,422.00	53.1
01104025 522800 LAW BOOKS	20,000.00	20,000.00	4,923.54	1,657.27	15,076.46	.00	100.0
01104025 530100 EQUIPMENT OPER/MAI	5,100.00	5,100.00	.00	.00	.00	5,100.00	.0
01104025 530200 VEHICLE OPERATION/	35,000.00	35,000.00	4,958.96	2,212.43	25,329.02	4,712.02	86.5
01104025 550300 TRAVEL AND TRAININ	14,250.00	14,250.00	1,937.00	.00	.00	12,313.00	13.6
01104025 550500 ASSOCIATION DUES	9,000.00	9,000.00	.00	.00	.00	9,000.00	.0
01104025 560600 TRANSCRIPTIONS & A	40,000.00	40,000.00	1,558.00	.00	.00	38,442.00	3.9
01104025 561400 PROFESSIONAL SERVI	4,000.00	4,000.00	3,101.62	1,857.02	.00	898.38	77.5
01104025 562200 CONTRACT SERVICES	182,171.00	182,171.00	13,979.40	.00	168,191.60	.00	100.0
01104025 562700 EXPERT WITNESS-CRI	144,000.00	144,000.00	.00	.00	72,000.00	72,000.00	50.0
01104025 580100 INSURANCE AND BOND	100.00	100.00	.00	.00	.00	100.00	.0
01104025 604000 CAPITAL OUTLAY-DIS	.00	38,000.00	.00	.00	34,184.88	3,815.12	90.0
<b>TOTAL DISTRICT ATTORNEY</b>	<b>8,521,178.00</b>	<b>8,559,178.00</b>	<b>1,661,274.24</b>	<b>569,949.57</b>	<b>334,137.96</b>	<b>6,563,765.80</b>	<b>23.3%</b>

**041 CONSTABLE PCT 1**

01104130 500100 ELECTED OFFICIALS	65,270.00	65,270.00	15,062.40	5,020.80	.00	50,207.60	23.1
-----------------------------------	-----------	-----------	-----------	----------	-----	-----------	------

**BUDGET SUMMARIES REPORT**  
ACCOUNT SUMMARY REPORT DECEMBER 2022

FOR 2023 03

	ORIGINAL APPROP	REVISED BUDGET	YTD ACTUAL	MTD ACTUAL	ENCUMBRANCES	AVAILABLE BUDGET	PCT USE/COL
01104130 510100 FICA	4,047.00	4,047.00	923.29	307.76	.00	3,123.71	22.8
01104130 510200 MEDICARE	946.00	946.00	215.94	71.98	.00	730.06	22.8
01104130 510300 RETIREMENT	7,252.00	7,252.00	1,772.61	577.65	.00	5,479.39	24.4
01104130 510400 GROUP HEALTH INSUR	7,531.00	7,531.00	1,726.38	575.46	.00	5,804.62	22.9
01104130 510500 GROUP DENTAL INSUR	415.00	415.00	94.14	31.38	.00	320.86	22.7
01104130 510600 LIFE INSURANCE	78.00	78.00	13.44	4.48	.00	64.56	17.2
01104130 510900 WORKER'S COMPENSAT	2,292.00	2,292.00	.00	.00	.00	2,292.00	.0
01104130 520100 SUPPLIES/OTH OPER	1,000.00	1,000.00	.00	.00	69.00	931.00	6.9
01104130 522400 UNIFORMS	800.00	800.00	.00	.00	.00	800.00	.0
01104130 530100 EQUIPMENT OPER/MAI	300.00	300.00	.00	.00	.00	300.00	.0
01104130 530200 VEHICLE OPERATION/	9,000.00	9,000.00	781.26	480.00	5,404.48	2,814.26	68.7
01104130 540100 COMMUNICATIONS - M	1,210.00	2,650.00	239.72	119.86	1,200.28	1,210.00	54.3
01104130 550300 TRAVEL AND TRAININ	1,000.00	1,000.00	734.98	.00	.00	265.02	73.5
01104130 550500 ASSOCIATION DUES	180.00	180.00	.00	.00	.00	180.00	.0
<b>TOTAL CONSTABLE PCT 1</b>	<b>101,321.00</b>	<b>102,761.00</b>	<b>21,564.16</b>	<b>7,189.37</b>	<b>6,673.76</b>	<b>74,523.08</b>	<b>27.5%</b>

**042 CONSTABLE PCT 2**

01104230 500100 ELECTED OFFICIALS	54,201.00	54,201.00	12,507.90	4,169.30	.00	41,693.10	23.1
01104230 510100 FICA	3,361.00	3,361.00	716.50	238.84	.00	2,644.50	21.3
01104230 510200 MEDICARE	786.00	786.00	167.58	55.86	.00	618.42	21.3
01104230 510300 RETIREMENT	6,022.00	6,022.00	1,471.95	479.67	.00	4,550.05	24.4
01104230 510400 GROUP HEALTH INSUR	13,988.00	13,988.00	3,223.62	1,074.54	.00	10,764.38	23.0
01104230 510500 GROUP DENTAL INSUR	520.00	520.00	117.24	39.08	.00	402.76	22.5
01104230 510600 LIFE INSURANCE	78.00	78.00	13.44	4.48	.00	64.56	17.2
01104230 510900 WORKER'S COMPENSAT	2,287.00	2,287.00	.00	.00	.00	2,287.00	.0
01104230 520100 SUPPLIES/OTH OPER	2,500.00	2,500.00	.00	.00	.00	2,500.00	.0
01104230 522400 UNIFORMS	800.00	800.00	.00	.00	.00	800.00	.0
01104230 522800 LAW BOOKS	200.00	200.00	.00	.00	.00	200.00	.0
01104230 530100 EQUIPMENT OPER/MAI	300.00	300.00	.00	.00	.00	300.00	.0
01104230 530200 VEHICLE OPERATION/	9,000.00	9,000.00	1,333.40	376.93	3,265.26	4,401.34	51.1
01104230 540100 COMMUNICATIONS - M	4,000.00	4,000.00	356.74	118.88	1,143.26	2,500.00	37.5
01104230 550300 TRAVEL AND TRAININ	1,425.00	1,425.00	.00	.00	.00	1,425.00	.0
01104230 550500 ASSOCIATION DUES	120.00	120.00	.00	.00	.00	120.00	.0
<b>TOTAL CONSTABLE PCT 2</b>	<b>99,588.00</b>	<b>99,588.00</b>	<b>19,908.37</b>	<b>6,557.58</b>	<b>4,408.52</b>	<b>75,271.11</b>	<b>24.4%</b>

**043 CONSTABLE PCT 3**

01104330 500100 ELECTED OFFICIALS	54,201.00	54,201.00	12,507.90	4,169.30	.00	41,693.10	23.1
-----------------------------------	-----------	-----------	-----------	----------	-----	-----------	------

**BUDGET SUMMARIES REPORT**  
ACCOUNT SUMMARY REPORT DECEMBER 2022

FOR 2023 03

	ORIGINAL APPROP	REVISED BUDGET	YTD ACTUAL	MTD ACTUAL	ENCUMBRANCES	AVAILABLE BUDGET	PCT USE/COL
01104330 510100 FICA	3,361.00	3,361.00	743.06	247.15	.00	2,617.94	22.1
01104330 510200 MEDICARE	786.00	786.00	173.76	57.80	.00	612.24	22.1
01104330 510300 RETIREMENT	6,022.00	6,022.00	1,471.95	479.67	.00	4,550.05	24.4
01104330 510400 GROUP HEALTH INSUR	7,531.00	7,531.00	1,633.62	544.54	.00	5,897.38	21.7
01104330 510500 GROUP DENTAL INSUR	416.00	416.00	94.14	31.38	.00	321.86	22.6
01104330 510600 LIFE INSURANCE	78.00	78.00	13.44	4.48	.00	64.56	17.2
01104330 510900 WORKER'S COMPENSAT	2,287.00	2,287.00	.00	.00	.00	2,287.00	.0
01104330 520100 SUPPLIES/OTH OPER	1,500.00	1,500.00	.00	.00	.00	1,500.00	.0
01104330 522400 UNIFORMS	1,500.00	1,500.00	.00	.00	.00	1,500.00	.0
01104330 522800 LAW BOOKS	100.00	100.00	.00	.00	.00	100.00	.0
01104330 530100 EQUIPMENT OPER/MAI	12,000.00	12,000.00	.00	.00	.00	12,000.00	.0
01104330 530200 VEHICLE OPERATION/	8,000.00	8,000.00	356.35	265.27	4,643.65	3,000.00	62.5
01104330 540100 COMMUNICATIONS - M	3,000.00	3,000.00	.00	.00	.00	3,000.00	.0
01104330 550300 TRAVEL AND TRAININ	1,500.00	1,500.00	.00	.00	.00	1,500.00	.0
<b>TOTAL CONSTABLE PCT 3</b>	<b>102,282.00</b>	<b>102,282.00</b>	<b>16,994.22</b>	<b>5,799.59</b>	<b>4,643.65</b>	<b>80,644.13</b>	<b>21.2%</b>

**044 CONSTABLE PCT 4**

01104430 500100 ELECTED OFFICIALS	54,201.00	54,201.00	12,507.90	4,169.30	.00	41,693.10	23.1
01104430 510100 FICA	3,361.00	3,361.00	697.37	232.46	.00	2,663.63	20.7
01104430 510200 MEDICARE	786.00	786.00	163.08	54.36	.00	622.92	20.7
01104430 510300 RETIREMENT	6,022.00	6,022.00	1,471.95	479.67	.00	4,550.05	24.4
01104430 510400 GROUP HEALTH INSUR	13,988.00	13,988.00	3,223.62	1,074.54	.00	10,764.38	23.0
01104430 510500 GROUP DENTAL INSUR	728.00	728.00	162.48	54.16	.00	565.52	22.3
01104430 510600 LIFE INSURANCE	78.00	78.00	13.44	4.48	.00	64.56	17.2
01104430 510900 WORKER'S COMPENSAT	2,287.00	2,287.00	.00	.00	.00	2,287.00	.0
01104430 520100 SUPPLIES/OTH OPER	2,570.00	2,570.00	124.29	.00	.00	2,445.71	4.8
01104430 522400 UNIFORMS	1,000.00	1,000.00	48.75	15.00	.00	951.25	4.9
01104430 530100 EQUIPMENT OPER/MAI	300.00	300.00	.00	.00	.00	300.00	.0
01104430 530200 VEHICLE OPERATION/	12,500.00	12,500.00	1,180.68	304.19	3,989.05	7,330.27	41.4
01104430 540100 COMMUNICATIONS - M	2,050.00	2,050.00	156.42	78.21	863.58	1,030.00	49.8
01104430 550300 TRAVEL AND TRAININ	2,200.00	2,200.00	.00	.00	.00	2,200.00	.0
01104430 550500 ASSOCIATION DUES	120.00	120.00	.00	.00	.00	120.00	.0
01104430 664400 CAPITAL OUTLAY-CON	50,210.00	50,210.00	.00	.00	42,320.00	7,890.00	84.3
<b>TOTAL CONSTABLE PCT 4</b>	<b>152,401.00</b>	<b>152,401.00</b>	<b>19,749.98</b>	<b>6,466.37</b>	<b>47,172.63</b>	<b>85,478.39</b>	<b>43.9%</b>

**045 MEDICAL EXAMINER**

01104530 500200 APPOINTED OFFICIAL	132,300.00	132,300.00	30,530.76	10,176.92	.00	101,769.24	23.1
------------------------------------	------------	------------	-----------	-----------	-----	------------	------



**BUDGET SUMMARIES REPORT**  
ACCOUNT SUMMARY REPORT DECEMBER 2022

FOR 2023 03

			ORIGINAL APPROP	REVISED BUDGET	YTD ACTUAL	MTD ACTUAL	ENCUMBRANCES	AVAILABLE BUDGET	PCT USE/COL
01104530	500600	STAFF EMPLOYEES	576,249.00	576,249.00	106,935.96	36,501.71	.00	469,313.04	18.6
01104530	500700	OVERTIME COMPENSAT	1,000.00	1,000.00	.00	.00	.00	1,000.00	.0
01104530	510100	FICA	43,992.00	43,992.00	8,271.83	2,808.08	.00	35,720.17	18.8
01104530	510200	MEDICARE	10,288.00	10,288.00	1,934.49	656.71	.00	8,353.51	18.8
01104530	510300	RETIREMENT	78,831.00	78,831.00	16,165.00	5,361.18	.00	62,666.00	20.5
01104530	510400	GROUP HEALTH INSUR	102,965.00	102,965.00	15,094.56	5,031.52	.00	87,870.44	14.7
01104530	510500	GROUP DENTAL INSUR	5,120.00	5,120.00	701.52	233.84	.00	4,418.48	13.7
01104530	510600	LIFE INSURANCE	780.00	780.00	120.96	40.32	.00	659.04	15.5
01104530	510700	UNEMPLOYMENT INSUR	922.00	922.00	144.80	54.01	.00	777.20	15.7
01104530	510900	WORKER'S COMPENSAT	8,727.00	8,727.00	1,862.08	554.52	.00	6,864.92	21.3
01104530	520100	SUPPLIES/OTH OPER	119,726.00	119,726.00	5,294.28	2,471.24	38,969.04	75,462.68	37.0
01104530	522400	UNIFORMS	5,000.00	5,000.00	.00	.00	.00	5,000.00	.0
01104530	530200	VEHICLE OPERATION/	30,000.00	30,000.00	1,358.78	664.02	8,613.97	20,027.25	33.2
01104530	540100	COMMUNICATIONS - M	4,285.00	4,285.00	350.01	350.01	1,809.99	2,125.00	50.4
01104530	550300	TRAVEL AND TRAININ	30,000.00	30,000.00	3,628.44	2,605.70	229.89	26,141.67	12.9
01104530	550500	ASSOCIATION DUES	450.00	450.00	.00	.00	.00	450.00	.0
01104530	561400	PROFESSIONAL SERVI	1,100,000.00	1,100,000.00	234,568.21	121,702.00	865,431.79	.00	100.0
01104530	562200	CONTRACT SERVICES	300,160.00	300,160.00	46,248.00	22,353.00	253,912.00	.00	100.0
01104530	570200	BUILDING RENTAL	209,960.00	209,960.00	50,740.34	34,993.34	157,470.03	1,749.63	99.2
01104530	580100	INSURANCE AND BOND	100.00	100.00	.00	.00	.00	100.00	.0
TOTAL MEDICAL EXAMINER			2,760,855.00	2,760,855.00	523,950.02	246,558.12	1,326,436.71	910,468.27	67.0%

**046 SHERIFF**

01104630	500100	ELECTED OFFICIALS	124,938.00	124,938.00	28,831.86	9,610.62	.00	96,106.14	23.1
01104630	500600	STAFF EMPLOYEES	10,429,228.00	10,429,228.00	2,157,960.87	729,110.04	.00	8,271,267.13	20.7
01104630	500700	OVERTIME COMPENSAT	315,000.00	315,000.00	94,648.66	18,530.24	.00	220,351.34	30.0
01104630	500900	PART TIME POSITION	72,322.00	72,322.00	14,357.65	4,805.08	.00	57,964.35	19.9
01104630	501300	LONGEVITY	65,000.00	65,000.00	13,520.60	4,530.20	.00	51,479.40	20.8
01104630	501400	INCENTIVE PAY	300,000.00	300,000.00	76,100.48	25,677.04	.00	223,899.52	25.4
01104630	510100	FICA	696,352.00	696,352.00	141,085.47	46,802.51	.00	555,266.53	20.3
01104630	510200	MEDICARE	162,857.00	162,857.00	32,995.84	10,945.78	.00	129,861.16	20.3
01104630	510300	RETIREMENT	1,247,819.00	1,247,819.00	280,764.91	91,179.24	.00	967,054.09	22.5
01104630	510400	GROUP HEALTH INSUR	1,503,180.00	1,503,180.00	315,267.17	106,720.30	.00	1,187,912.83	21.0
01104630	510500	GROUP DENTAL INSUR	78,694.00	78,694.00	16,388.59	5,557.90	.00	62,305.41	20.8
01104630	510600	LIFE INSURANCE	10,020.00	10,020.00	1,922.14	653.99	.00	8,097.86	19.2
01104630	510700	UNEMPLOYMENT INSUR	11,439.00	11,439.00	2,473.05	899.06	.00	8,965.95	21.6
01104630	510900	WORKER'S COMPENSAT	468,697.00	468,697.00	99,441.06	33,024.90	.00	369,255.94	21.2
01104630	520100	SUPPLIES/OTH OPER	395,000.00	476,543.00	119,359.72	91,538.93	158,881.24	198,302.04	58.4
01104630	522400	UNIFORMS	161,000.00	161,000.00	22,055.29	20,833.81	94,656.83	44,287.88	72.5
01104630	522800	LAW BOOKS	3,500.00	3,500.00	.00	.00	.00	3,500.00	.0

**BUDGET SUMMARIES REPORT**  
ACCOUNT SUMMARY REPORT DECEMBER 2022

FOR 2023 03

	ORIGINAL APPROP	REVISED BUDGET	YTD ACTUAL	MTD ACTUAL	ENCUMBRANCES	AVAILABLE BUDGET	PCT USE/COL
01104630 523000 NON-CAPITAL SOFTWA	11,000.00	11,000.00	.00	.00	.00	11,000.00	.0
01104630 523100 NON-CAPITAL EQUIPM	169,300.00	172,944.00	3,582.01	.00	133,271.02	36,090.97	79.1
01104630 530100 EQUIPMENT OPER/MAI	185,600.00	185,600.00	1,034.27	327.83	9,172.17	175,393.56	5.5
01104630 530200 VEHICLE OPERATION/	1,195,145.00	1,195,145.00	122,794.72	58,909.47	1,028,306.50	44,043.78	96.3
01104630 530800 SOFTWARE MAINTENAN	66,675.00	66,675.00	1,130.00	1,105.00	7,960.51	57,584.49	13.6
01104630 540100 COMMUNICATIONS - M	141,400.00	141,400.00	18,069.70	8,963.80	98,328.48	25,001.82	82.3
01104630 550300 TRAVEL AND TRAININ	102,000.00	102,000.00	11,082.43	3,542.70	.00	90,917.57	10.9
01104630 550500 ASSOCIATION DUES	2,159.00	2,159.00	105.00	50.00	.00	2,054.00	4.9
01104630 551100 LICENSE AND FEES	500.00	500.00	.00	.00	.00	500.00	.0
01104630 561300 EMPLOYEE MEDICAL S	3,000.00	4,100.00	1,140.00	.00	2,750.00	210.00	94.9
01104630 561400 PROFESSIONAL SERVI	35,000.00	35,000.00	590.20	590.20	24,245.00	10,164.80	71.0
01104630 562200 CONTRACT SERVICES	25,100.00	25,100.00	9,404.19	212.26	7,033.81	8,662.00	65.5
01104630 580100 INSURANCE AND BOND	1,200.00	1,200.00	.00	.00	210.00	990.00	17.5
01104630 590600 INVESTIGATIVE EXPE	16,100.00	16,100.00	1,755.59	1,333.64	6,668.20	7,676.21	52.3
01104630 599400 EMERGENCY MGT OPER	11,000.00	11,000.00	4,044.67	209.46	.00	6,955.33	36.8
01104630 599700 CLEANUP PROGRAM	14,000.00	14,000.00	.00	.00	12,000.00	2,000.00	85.7
01104630 664600 CAPITAL OUTLAY-SHE	1,264,000.00	1,367,465.00	-121.92	24,588.12	1,308,339.21	59,247.71	95.7
<b>TOTAL SHERIFF</b>	<b>19,288,225.00</b>	<b>19,477,977.00</b>	<b>3,591,784.22</b>	<b>1,300,252.12</b>	<b>2,891,822.97</b>	<b>12,994,369.81</b>	<b>33.3%</b>

**047 DETENTION CENTER**

01104730 500600 STAFF EMPLOYEES	21,032,879.00	21,032,879.00	4,341,066.00	1,435,923.87	.00	16,691,813.00	20.6
01104730 500700 OVERTIME COMPENSAT	510,000.00	510,000.00	399,819.74	126,160.94	.00	110,180.26	78.4
01104730 501300 LONGEVITY	48,000.00	48,000.00	7,850.00	2,650.00	.00	40,150.00	16.4
01104730 501400 INCENTIVE PAY	400,000.00	400,000.00	78,017.90	25,477.11	.00	321,982.10	19.5
01104730 510100 FICA	1,166,507.00	1,166,507.00	288,897.96	94,776.01	.00	877,609.04	24.8
01104730 510200 MEDICARE	272,812.00	272,812.00	67,564.99	22,165.41	.00	205,247.01	24.8
01104730 510300 RETIREMENT	2,090,305.00	2,090,305.00	570,987.04	183,449.35	.00	1,519,317.96	27.3
01104730 510400 GROUP HEALTH INSUR	3,151,777.00	3,151,777.00	620,930.13	207,796.11	.00	2,530,846.87	19.7
01104730 510500 GROUP DENTAL INSUR	156,907.00	156,907.00	30,596.12	10,246.96	.00	126,310.88	19.5
01104730 510600 LIFE INSURANCE	21,120.00	21,120.00	3,924.68	1,315.26	.00	17,195.32	18.6
01104730 510700 UNEMPLOYMENT INSUR	24,459.00	24,459.00	5,080.82	1,823.86	.00	19,378.18	20.8
01104730 510900 WORKER'S COMPENSAT	793,977.00	793,977.00	204,759.11	67,213.19	.00	589,217.89	25.8
01104730 520100 SUPPLIES/OTH OPER	369,600.00	380,360.00	61,546.83	19,486.67	213,943.18	104,869.99	72.4
01104730 520600 KITCHEN SUPPLIES	36,000.00	36,000.00	2,806.51	2,806.51	20,974.13	12,219.36	66.1
01104730 521900 FOOD	1,610,000.00	1,610,000.00	338,500.55	166,209.02	1,224,499.45	47,000.00	97.1
01104730 522400 UNIFORMS	154,000.00	154,000.00	6,750.76	2,384.29	113,863.76	33,385.48	78.3
01104730 522600 INMATE SUPPLIES	287,950.00	287,950.00	60,565.36	17,434.50	226,834.64	550.00	99.8
01104730 522800 LAW BOOKS	1,200.00	1,200.00	.00	.00	.00	1,200.00	.0
01104730 523000 NON-CAPITAL SOFTWA	2,000.00	2,000.00	.00	.00	.00	2,000.00	.0
01104730 523100 NON-CAPITAL EQUIPM	17,000.00	17,000.00	15,079.94	15,079.94	.00	1,920.06	88.7

**BUDGET SUMMARIES REPORT**  
ACCOUNT SUMMARY REPORT DECEMBER 2022

FOR 2023 03

	ORIGINAL APPROP	REVISED BUDGET	YTD ACTUAL	MTD ACTUAL	ENCUMBRANCES	AVAILABLE BUDGET	PCT USE/COL
01104730 530100 EQUIPMENT OPER/MAI	73,200.00	73,200.00	3,061.39	140.06	42,075.58	28,063.03	61.7
01104730 540100 COMMUNICATIONS - M	54,500.00	54,500.00	3,557.29	3,557.29	40,442.71	10,500.00	80.7
01104730 550300 TRAVEL AND TRAININ	82,000.00	82,000.00	10,288.91	5,091.27	4,390.00	67,321.09	17.9
01104730 550500 ASSOCIATION DUES	2,581.00	2,581.00	151.00	.00	.00	2,430.00	5.9
01104730 551100 LICENSE AND FEES	6,640.00	6,640.00	.00	.00	600.00	6,040.00	9.0
01104730 561100 INMATE MEDICAL	1,000.00	1,000.00	.00	.00	.00	1,000.00	.0
01104730 561300 EMPLOYEE MEDICAL S	25,000.00	25,000.00	2,550.00	450.00	19,450.00	3,000.00	88.0
01104730 562200 CONTRACT SERVICES	1,593,819.00	1,593,819.00	152,162.25	.00	1,437,406.69	4,250.06	99.7
01104730 580100 INSURANCE AND BOND	3,500.00	3,500.00	213.00	.00	2,187.00	1,100.00	68.6
01104730 664700 CAPITAL OUTLAY-JAI	72,500.00	80,670.00	.00	.00	80,669.30	.70	100.0

TOTAL DETENTION CENTER 34,061,233.00 34,080,163.00 7,276,728.28 2,411,637.62 3,427,336.44 23,376,098.28 31.4%

**048 INMATE TRANSPORTATION**

01104830 520100 SUPPLIES/OTH OPER	10,700.00	10,700.00	.00	.00	.00	10,700.00	.0
01104830 523100 NON-CAPITAL EQUIPM	11,700.00	11,700.00	.00	.00	6,381.54	5,318.46	54.5
01104830 530200 VEHICLE OPERATION/	73,890.00	73,890.00	8,228.57	4,026.60	61,834.67	3,826.76	94.8
01104830 550100 INMATE TRANSPORTAT	53,000.00	53,000.00	14,417.25	6,482.31	179.91	38,402.84	27.5
01104830 561100 INMATE MEDICAL	10,000.00	10,000.00	300.00	300.00	422.68	9,277.32	7.2
01104830 590500 INMATE BOARD BILLS	648,000.00	648,000.00	21,482.00	16,500.00	105,018.00	521,500.00	19.5
01104830 604800 CAPITAL OUTLAY-INM	36,000.00	36,000.00	.00	.00	36,000.00	.00	100.0

TOTAL INMATE TRANSPORTATION 843,290.00 843,290.00 44,427.82 27,308.91 209,836.80 589,025.38 30.2%

**049 PUBLIC SAFETY**

01104930 530100 EQUIPMENT OPER/MAI	70,000.00	70,000.00	.00	.00	.00	70,000.00	.0
01104930 562300 INTER LOCAL AGREEM	1,841,412.00	1,841,412.00	951,902.62	350,840.00	777,353.17	112,156.21	93.9
01104930 562400 PRISONER REIMB - U	150,000.00	150,000.00	.00	.00	150,000.00	.00	100.0
01104930 563800 CONTRACT SERV-CARE	15,000.00	15,000.00	3,750.00	1,250.00	11,250.00	.00	100.0

TOTAL PUBLIC SAFETY 2,076,412.00 2,076,412.00 955,652.62 352,090.00 938,603.17 182,156.21 91.2%

**057 COMM SUPERVISION & CORRECTIONS**

01105735 520100 SUPPLIES/OTH OPER	.00	12,300.00	864.47	558.22	4,978.03	6,457.50	47.5
01105735 523100 NON-CAPITAL EQUIPM	123,000.00	110,700.00	.00	.00	.00	110,700.00	.0

**BUDGET SUMMARIES REPORT**  
**ACCOUNT SUMMARY REPORT DECEMBER 2022**

FOR 2023 03

	ORIGINAL APPROP	REVISED BUDGET	YTD ACTUAL	MTD ACTUAL	ENCUMBRANCES	AVAILABLE BUDGET	PCT USE/COL
TOTAL COMM SUPERVISION & CORRE	123,000.00	123,000.00	864.47	558.22	4,978.03	117,157.50	4.8%
<b>061 FACILITY MAINTENANCE</b>							
01106140 500600 STAFF EMPLOYEES	3,206,926.00	3,206,926.00	557,927.28	183,955.89	.00	2,648,998.72	17.4
01106140 500700 OVERTIME COMPENSAT	70,500.00	70,500.00	20,351.64	6,032.62	.00	50,148.36	28.9
01106140 500800 TEMPORARY	62,217.00	62,217.00	6,370.89	2,437.13	.00	55,846.11	10.2
01106140 500900 PART TIME POSITION	38,308.00	38,308.00	7,358.03	2,534.85	.00	30,949.97	19.2
01106140 510100 FICA	209,433.00	209,433.00	35,343.15	11,612.39	.00	174,089.85	16.9
01106140 510200 MEDICARE	48,980.00	48,980.00	8,265.88	2,715.79	.00	40,714.12	16.9
01106140 510300 RETIREMENT	368,378.00	368,378.00	68,935.50	22,152.08	.00	299,442.50	18.7
01106140 510400 GROUP HEALTH INSUR	518,741.00	518,741.00	93,767.59	32,144.69	.00	424,973.41	18.1
01106140 510500 GROUP DENTAL INSUR	18,535.00	18,535.00	5,211.39	1,787.29	.00	13,323.61	28.1
01106140 510600 LIFE INSURANCE	4,020.00	4,020.00	670.78	230.72	.00	3,349.22	16.7
01106140 510700 UNEMPLOYMENT INSUR	4,391.00	4,391.00	621.08	224.11	.00	3,769.92	14.1
01106140 510900 WORKER'S COMPENSAT	158,764.00	158,764.00	27,322.53	9,019.79	.00	131,441.47	17.2
01106140 520100 SUPPLIES/OTH OPER	248,451.00	248,451.00	17,870.43	8,068.51	84,187.81	146,392.76	41.1
01106140 523100 NON-CAPITAL EQUIPM	8,400.00	8,400.00	3,667.90	.00	.00	4,732.10	43.7
01106140 530100 EQUIPMENT OPER/MAI	256,820.00	256,820.00	13,502.68	11,376.09	38,712.34	204,604.98	20.3
01106140 530200 VEHICLE OPERATION/	41,395.00	41,395.00	7,045.50	4,648.55	17,523.20	16,826.30	59.4
01106140 530500 BUILDING MAINTENAN	398,986.00	398,986.00	24,203.91	10,975.74	111,582.29	263,199.80	34.0
01106140 530900 GROUNDS MAINTENANC	25,165.00	25,165.00	273.07	225.31	.00	24,891.93	1.1
01106140 540100 COMMUNICATIONS - M	24,225.00	24,225.00	3,238.58	1,619.31	17,761.42	3,225.00	86.7
01106140 540600 UTILITIES	2,149,500.00	2,149,500.00	358,795.17	193,991.42	1,268,064.27	522,640.56	75.7
01106140 550300 TRAVEL AND TRAININ	49,945.00	49,945.00	4,706.88	1,771.25	.00	45,238.12	9.4
01106140 551100 LICENSE AND FEES	4,485.00	4,485.00	320.00	320.00	.00	4,165.00	7.1
01106140 562200 CONTRACT SERVICES	178,240.00	178,240.00	48,559.15	1,350.55	97,209.11	32,471.74	81.8
01106140 570100 RENTALS AND LEASES	2,500.00	2,500.00	.00	.00	.00	2,500.00	.0
01106140 585000 TAXES	5,200.00	5,200.00	723.29	330.74	4,476.71	.00	100.0
01106140 666100 CAPITAL OUTLAY-MAI	35,500.00	35,500.00	.00	.00	.00	35,500.00	.0
TOTAL FACILITY MAINTENANCE	8,138,005.00	8,138,005.00	1,315,052.30	509,524.82	1,639,517.15	5,183,435.55	36.3%
<b>064 AUTO THEFT TASK FORCE</b>							
01106425 520100 SUPPLIES/OTH OPER	3,000.00	3,000.00	4,696.09	.00	.00	-1,696.09	156.5
01106425 523100 NON-CAPITAL EQUIPM	6,840.00	6,840.00	.00	.00	.00	6,840.00	.0
TOTAL AUTO THEFT TASK FORCE	9,840.00	9,840.00	4,696.09	.00	.00	5,143.91	47.7%
<b>068 GENERAL ASSISTANCE</b>							

**BUDGET SUMMARIES REPORT**  
**ACCOUNT SUMMARY REPORT DECEMBER 2022**

FOR 2023 03

	ORIGINAL APPROP	REVISED BUDGET	YTD ACTUAL	MTD ACTUAL	ENCUMBRANCES	AVAILABLE BUDGET	PCT USE/COL
01106855 500600 STAFF EMPLOYEES	165,891.00	165,891.00	37,511.71	12,503.91	.00	128,379.29	22.6
01106855 500900 PART TIME POSITION	20,299.00	20,299.00	3,438.36	1,150.15	.00	16,860.64	16.9
01106855 510100 FICA	11,544.00	11,544.00	2,458.19	819.65	.00	9,085.81	21.3
01106855 510200 MEDICARE	2,700.00	2,700.00	574.87	191.68	.00	2,125.13	21.3
01106855 510300 RETIREMENT	20,686.00	20,686.00	4,819.37	1,571.15	.00	15,866.63	23.3
01106855 510400 GROUP HEALTH INSUR	11,700.00	11,700.00	6,676.38	2,225.46	.00	5,023.62	57.1
01106855 510500 GROUP DENTAL INSUR	468.00	468.00	305.52	101.84	.00	162.48	65.3
01106855 510600 LIFE INSURANCE	180.00	180.00	40.32	13.44	.00	139.68	22.4
01106855 510700 UNEMPLOYMENT INSUR	242.00	242.00	42.99	15.70	.00	199.01	17.8
01106855 510900 WORKER'S COMPENSAT	503.00	503.00	110.57	36.87	.00	392.43	22.0
01106855 520100 SUPPLIES/OTH OPER	3,500.00	3,500.00	1,058.70	492.98	120.92	2,320.38	33.7
01106855 540100 COMMUNICATIONS - M	1,000.00	1,000.00	80.44	40.22	919.56	.00	100.0
01106855 561900 FUNERALS	137,000.00	137,000.00	16,245.00	5,415.00	.00	120,755.00	11.9
01106855 580100 INSURANCE AND BOND	150.00	150.00	.00	.00	.00	150.00	.0
01106855 590900 WELFARE - FOOD	1,500.00	1,500.00	.00	.00	.00	1,500.00	.0
01106855 591000 WELFARE - SHELTER	71,800.00	71,800.00	10,355.00	2,865.00	.00	61,445.00	14.4
01106855 591800 WELFARE - UTILITIE	66,300.00	66,300.00	8,572.22	2,958.38	.00	57,727.78	12.9
01106855 593900 WELFARE - EMERGENC	4,000.00	4,000.00	.00	.00	.00	4,000.00	.0
<b>TOTAL GENERAL ASSISTANCE</b>	<b>519,463.00</b>	<b>519,463.00</b>	<b>92,289.64</b>	<b>30,401.43</b>	<b>1,040.48</b>	<b>426,132.88</b>	<b>18.0%</b>
<b>070 VETERAN'S AFFAIRS</b>							
01107055 500600 STAFF EMPLOYEES	50,277.00	50,277.00	11,520.96	3,840.32	.00	38,756.04	22.9
01107055 510100 FICA	3,117.00	3,117.00	658.19	219.40	.00	2,458.81	21.1
01107055 510200 MEDICARE	729.00	729.00	153.96	51.32	.00	575.04	21.1
01107055 510300 RETIREMENT	5,586.00	5,586.00	1,355.83	441.83	.00	4,230.17	24.3
01107055 510400 GROUP HEALTH INSUR	11,700.00	11,700.00	2,690.10	896.70	.00	9,009.90	23.0
01107055 510500 GROUP DENTAL INSUR	468.00	468.00	106.62	35.54	.00	361.38	22.8
01107055 510600 LIFE INSURANCE	78.00	78.00	13.44	4.48	.00	64.56	17.2
01107055 510700 UNEMPLOYMENT INSUR	65.00	65.00	12.10	4.42	.00	52.90	18.6
01107055 510900 WORKER'S COMPENSAT	240.00	240.00	31.08	10.36	.00	208.92	13.0
<b>TOTAL VETERAN'S AFFAIRS</b>	<b>72,260.00</b>	<b>72,260.00</b>	<b>16,542.28</b>	<b>5,504.37</b>	<b>.00</b>	<b>55,717.72</b>	<b>22.9%</b>
<b>072 TEXAS AgriLIFE EXT</b>							
01107260 500200 APPOINTED OFFICIAL	140,069.00	140,069.00	27,845.47	9,281.82	.00	112,223.53	19.9
01107260 500600 STAFF EMPLOYEES	93,444.00	93,444.00	13,757.12	6,399.04	.00	79,686.88	14.7

**BUDGET SUMMARIES REPORT**  
**ACCOUNT SUMMARY REPORT DECEMBER 2022**

FOR 2023 03

	ORIGINAL APPROP	REVISED BUDGET	YTD ACTUAL	MTD ACTUAL	ENCUMBRANCES	AVAILABLE BUDGET	PCT USE/COL
01107260 500900 PART TIME POSITION	12,854.00	12,854.00	3,096.45	1,064.70	.00	9,757.55	24.1
01107260 510100 FICA	15,275.00	15,275.00	2,769.14	1,038.86	.00	12,505.86	18.1
01107260 510200 MEDICARE	3,572.00	3,572.00	647.53	242.93	.00	2,924.47	18.1
01107260 510300 RETIREMENT	27,371.00	27,371.00	1,976.20	858.82	.00	25,394.80	7.2
01107260 510400 GROUP HEALTH INSUR	52,718.00	52,718.00	1,726.38	575.46	.00	50,991.62	3.3
01107260 510500 GROUP DENTAL INSUR	2,907.00	2,907.00	94.14	31.38	.00	2,812.86	3.2
01107260 510600 LIFE INSURANCE	420.00	420.00	13.44	4.48	.00	406.56	3.2
01107260 510700 UNEMPLOYMENT INSUR	320.00	320.00	47.31	19.31	.00	272.69	14.8
01107260 510900 WORKER'S COMPENSAT	665.00	665.00	45.51	20.15	.00	619.49	6.8
01107260 520100 SUPPLIES/OTH OPER	15,049.00	15,049.00	2,166.83	1,696.30	996.69	11,885.48	21.0
01107260 522500 POSTAGE	200.00	200.00	.00	.00	.00	200.00	.0
01107260 530200 VEHICLE OPERATION/	12,500.00	12,500.00	629.26	240.85	9,060.59	2,810.15	77.5
01107260 540100 COMMUNICATIONS - M	3,703.00	3,703.00	290.12	163.87	2,247.50	1,165.38	68.5
01107260 550300 TRAVEL AND TRAININ	38,435.00	38,435.00	484.76	159.50	.00	37,950.24	1.3
01107260 550500 ASSOCIATION DUES	1,630.00	1,630.00	1,110.00	790.00	.00	520.00	68.1
01107260 551100 LICENSE AND FEES	101.00	101.00	.00	.00	.00	101.00	.0
01107260 562300 INTER LOCAL AGREEM	2,500.00	2,500.00	2,500.00	.00	.00	.00	100.0
01107260 580100 INSURANCE AND BOND	180.00	180.00	.00	.00	.00	180.00	.0
01107260 600700 CAPITAL OUTLAY-EXT	49,490.00	49,490.00	.00	.00	49,490.00	.00	100.0
<b>TOTAL TEXAS AgriLIFE EXT</b>	<b>473,403.00</b>	<b>473,403.00</b>	<b>59,199.66</b>	<b>22,587.47</b>	<b>61,794.78</b>	<b>352,408.56</b>	<b>25.6%</b>

**077 ELECTIONS**

01107770 500200 APPOINTED OFFICIAL	92,813.00	92,813.00	20,735.58	6,911.86	.00	72,077.42	22.3
01107770 500600 STAFF EMPLOYEES	397,139.00	397,139.00	76,099.01	24,285.71	.00	321,039.99	19.2
01107770 500700 OVERTIME COMPENSAT	68,212.00	68,212.00	12,192.86	429.02	.00	56,019.14	17.9
01107770 500800 TEMPORARY	30,000.00	30,000.00	.00	.00	.00	30,000.00	.0
01107770 502000 LBK CO EMP - ELECT	25,000.00	25,000.00	6,974.02	.00	.00	18,025.98	27.9
01107770 502100 LBK CO EMP OT - EL	35,000.00	35,000.00	9,562.01	.00	.00	25,437.99	27.3
01107770 510100 FICA	36,466.00	36,466.00	7,383.18	1,834.56	.00	29,082.82	20.2
01107770 510200 MEDICARE	9,421.00	9,421.00	1,726.61	429.04	.00	7,694.39	18.3
01107770 510300 RETIREMENT	62,012.00	62,012.00	14,817.35	3,638.89	.00	47,194.65	23.9
01107770 510400 GROUP HEALTH INSUR	67,780.00	67,780.00	16,939.06	5,347.62	.00	50,840.94	25.0
01107770 510500 GROUP DENTAL INSUR	3,737.00	3,737.00	830.45	262.00	.00	2,906.55	22.2
01107770 510600 LIFE INSURANCE	541.00	541.00	103.88	31.36	.00	437.12	19.2
01107770 510700 UNEMPLOYMENT INSUR	765.00	765.00	130.33	36.35	.00	634.67	17.0
01107770 510900 WORKER'S COMPENSAT	1,588.00	1,588.00	925.83	85.39	.00	662.17	58.3
01107770 520100 SUPPLIES/OTH OPER	294,342.00	294,342.00	58,773.90	2,922.92	40,300.47	195,267.63	33.7
01107770 522500 POSTAGE	1,800.00	1,800.00	1,100.00	1,100.00	.00	700.00	61.1
01107770 522900 PUBLICATIONS LEGAL	450.00	450.00	252.00	.00	.00	198.00	56.0
01107770 530100 EQUIPMENT OPER/MAI	2,500.00	2,500.00	.00	.00	.00	2,500.00	.0

**BUDGET SUMMARIES REPORT**  
ACCOUNT SUMMARY REPORT DECEMBER 2022

FOR 2023 03

	ORIGINAL APPROP	REVISED BUDGET	YTD ACTUAL	MTD ACTUAL	ENCUMBRANCES	AVAILABLE BUDGET	PCT USE/COL
01107770 530200 VEHICLE OPERATION/	4,000.00	4,000.00	453.50	241.15	2,569.93	976.57	75.6
01107770 540100 COMMUNICATIONS - M	73,800.00	73,800.00	10,230.68	5,116.42	44,769.32	18,800.00	74.5
01107770 550300 TRAVEL AND TRAININ	29,100.00	29,100.00	3,348.76	2,743.44	74.06	25,677.18	11.8
01107770 550500 ASSOCIATION DUES	2,779.00	2,779.00	750.00	750.00	.00	2,029.00	27.0
01107770 561400 PROFESSIONAL SERVI	20,500.00	20,500.00	4,330.00	4,330.00	500.00	15,670.00	23.6
01107770 562200 CONTRACT SERVICES	710,500.00	710,500.00	132,955.86	31,340.35	327,044.14	250,500.00	64.7
01107770 570100 RENTALS AND LEASES	44,000.00	44,000.00	4,421.78	4,421.78	20,578.22	19,000.00	56.8
01107770 580100 INSURANCE AND BOND	420.00	420.00	50.00	.00	.00	370.00	11.9
<b>TOTAL ELECTIONS</b>	<b>2,014,665.00</b>	<b>2,014,665.00</b>	<b>385,086.65</b>	<b>96,257.86</b>	<b>435,836.14</b>	<b>1,193,742.21</b>	<b>40.7%</b>
<b>089 LIBRARY SERVICES</b>							
01108980 562300 INTER LOCAL AGREEM	291,658.00	291,658.00	34,785.00	.00	.00	256,873.00	11.9
<b>TOTAL LIBRARY SERVICES</b>	<b>291,658.00</b>	<b>291,658.00</b>	<b>34,785.00</b>	<b>.00</b>	<b>.00</b>	<b>256,873.00</b>	<b>11.9%</b>
<b>090 PUBLIC WORKS</b>							
01109090 500600 STAFF EMPLOYEES	420,530.00	420,530.00	88,765.54	29,588.51	.00	331,764.46	21.1
01109090 510100 FICA	24,937.00	24,937.00	5,269.00	1,758.24	.00	19,668.00	21.1
01109090 510200 MEDICARE	5,832.00	5,832.00	1,232.29	411.21	.00	4,599.71	21.1
01109090 510300 RETIREMENT	44,686.00	44,686.00	10,455.20	3,413.15	.00	34,230.80	23.4
01109090 510400 GROUP HEALTH INSUR	40,239.00	40,239.00	9,273.66	3,091.22	.00	30,965.34	23.0
01109090 510500 GROUP DENTAL INSUR	2,287.00	2,287.00	525.72	175.24	.00	1,761.28	23.0
01109090 510600 LIFE INSURANCE	300.00	300.00	53.76	17.92	.00	246.24	17.9
01109090 510700 UNEMPLOYMENT INSUR	523.00	523.00	93.34	34.14	.00	429.66	17.8
01109090 510900 WORKER'S COMPENSAT	1,086.00	1,086.00	239.86	80.10	.00	846.14	22.1
01109090 520100 SUPPLIES/OTH OPER	6,500.00	6,500.00	.00	.00	3,000.00	3,500.00	46.2
01109090 523000 NON-CAPITAL SOFTWA	500.00	500.00	.00	.00	.00	500.00	.0
01109090 530200 VEHICLE OPERATION/	7,500.00	7,500.00	946.71	415.84	3,813.29	2,740.00	63.5
01109090 540100 COMMUNICATIONS - M	1,460.00	1,460.00	.00	.00	.00	1,460.00	.0
01109090 550300 TRAVEL AND TRAININ	10,000.00	10,000.00	680.64	.00	.00	9,319.36	6.8
01109090 550500 ASSOCIATION DUES	1,035.00	1,035.00	.00	.00	.00	1,035.00	.0
01109090 551100 LICENSE AND FEES	430.00	430.00	.00	.00	.00	430.00	.0
01109090 561400 PROFESSIONAL SERVI	6,000.00	6,000.00	.00	.00	.00	6,000.00	.0
01109090 580100 INSURANCE AND BOND	3,100.00	3,100.00	.00	.00	.00	3,100.00	.0
<b>TOTAL PUBLIC WORKS</b>	<b>576,945.00</b>	<b>576,945.00</b>	<b>117,535.72</b>	<b>38,985.57</b>	<b>6,813.29</b>	<b>452,595.99</b>	<b>21.6%</b>
<b>TOTAL GENERAL FUND</b>	<b>.00</b>	<b>.00</b>	<b>-113,420.74</b>	<b>-14,547,056.83</b>	<b>16,144,797.58</b>	<b>-16,031,376.84</b>	<b>100.0%</b>
TOTAL REVENUES	-142,556,377.00	-142,575,307.00	-38,251,654.18	-31,533,225.36	458.00	-104,324,110.82	
TOTAL EXPENSES	142,556,377.00	142,575,307.00	38,138,233.44	16,986,168.53	16,144,339.58	88,292,733.98	

**BUDGET SUMMARIES REPORT**  
ACCOUNT SUMMARY REPORT DECEMBER 2022

FOR 2023 03

020	CONSOLIDATED ROAD AND BRIDGE	ORIGINAL APPROP	REVISED BUDGET	YTD ACTUAL	MTD ACTUAL	ENCUMBRANCES	AVAILABLE BUDGET	PCT USE/COL
-----	------------------------------	-----------------	----------------	------------	------------	--------------	------------------	-------------

**020 CONSOLIDATED ROAD AND BRIDGE**

**000 UNDEFINED**

020 420408	STATE-LATERAL ROADS	-52,500.00	-52,500.00	-51,963.50	.00	.00	-536.50	99.0
020 420700	AUTOMOBILE REGISTRATION	-360,000.00	-360,000.00	.00	.00	.00	-360,000.00	.0
020 451800	SUBDIVISION PLAT FEE	-10,000.00	-10,000.00	-11,700.00	-4,600.00	.00	1,700.00	117.0
020 452000	VEHICLE REG.- SPECIAL F	-2,600,000.00	-2,600,000.00	-547,490.00	-191,910.00	.00	-2,052,510.00	21.1
020 452200	GROSS WEIGHT FEE	-147,000.00	-147,000.00	.00	.00	.00	-147,000.00	.0
020 470000	INTEREST INCOME	-10,000.00	-10,000.00	-2,922.94	.00	.00	-7,077.06	29.2
020 480510	DISPOSAL OF PROPERTY	-362,500.00	-362,500.00	-135,000.00	-135,000.00	.00	-227,500.00	37.2
020 489900	OTHER REVENUE	-10,000.00	-10,000.00	-708.00	-168.00	.00	-9,292.00	7.1
020 736100	DRAW FROM RESERVES	-800,000.00	-800,000.00	.00	.00	.00	-800,000.00	.0
020 801100	XFER FROM GENERAL FUND	-8,200,104.00	-8,341,204.00	-8,341,204.00	-8,341,204.00	.00	.00	100.0
020 803100	XFER FROM PREC. NO.1 PA	-58,484.00	-58,484.00	-58,484.00	-58,484.00	.00	.00	100.0
020 803300	XFER FROM PCT 3 PARK	-58,484.00	-58,484.00	-58,484.00	-58,484.00	.00	.00	100.0
020 803400	XFER FROM PCT 4 PARK	-58,484.00	-58,484.00	-58,484.00	-58,484.00	.00	.00	100.0
020 810600	XFER FROM ARPA	-4,000,000.00	-4,000,000.00	.00	.00	.00	-4,000,000.00	.0
<b>TOTAL UNDEFINED</b>		<b>-16,727,556.00</b>	<b>-16,868,656.00</b>	<b>-9,266,440.44</b>	<b>-8,848,334.00</b>	<b>.00</b>	<b>-7,602,215.56</b>	<b>54.9%</b>

**190 CONSOLIDATED ROAD AND BRIDGE**

02019090 500600	STAFF EMPLOYEES	3,554,336.00	3,554,336.00	671,994.23	229,863.75	.00	2,882,341.77	18.9
02019090 500700	OVERTIME COMPENSAT	20,500.00	20,500.00	1,340.94	.00	.00	19,159.06	6.5
02019090 500800	TEMPORARY	20,000.00	20,000.00	.00	.00	.00	20,000.00	.0
02019090 501400	INCENTIVE PAY	.00	.00	16,860.00	5,480.00	.00	-16,860.00	100.0
02019090 510100	FICA	276,308.00	276,308.00	40,946.97	13,947.30	.00	235,361.03	14.8
02019090 510200	MEDICARE	51,376.00	51,376.00	9,576.44	3,261.88	.00	41,799.56	18.6
02019090 510300	RETIREMENT	391,420.00	391,420.00	81,203.92	27,076.67	.00	310,216.08	20.7
02019090 510400	GROUP HEALTH INSUR	542,232.00	542,232.00	106,211.79	36,004.02	.00	436,020.21	19.6
02019090 510500	GROUP DENTAL INSUR	29,465.00	29,465.00	5,071.43	1,715.68	.00	24,393.57	17.2
02019090 510600	LIFE INSURANCE	4,260.00	4,260.00	662.80	228.48	.00	3,597.20	15.6
02019090 510700	UNEMPLOYMENT INSUR	3,452.00	3,452.00	725.38	270.58	.00	2,726.62	21.0
02019090 510900	WORKER'S COMPENSAT	206,427.00	206,427.00	62,945.63	21,463.32	.00	143,481.37	30.5
02019090 520100	SUPPLIES/OTH OPER	2,690,500.00	2,689,500.00	98,717.86	57,909.50	1,820,876.99	769,905.15	71.4
02019090 523100	NON-CAPITAL EQUIPM	31,500.00	31,500.00	.00	.00	1,368.00	30,132.00	4.3
02019090 530100	EQUIPMENT OPER/MAI	470,000.00	470,000.00	128,485.90	70,642.38	219,521.26	121,992.84	74.0
02019090 530200	VEHICLE OPERATION/	687,000.00	687,000.00	167,489.21	61,542.36	421,507.45	98,003.34	85.7



**BUDGET SUMMARIES REPORT**  
**ACCOUNT SUMMARY REPORT DECEMBER 2022**

FOR 2023 03

	ORIGINAL APPROP	REVISED BUDGET	YTD ACTUAL	MTD ACTUAL	ENCUMBRANCES	AVAILABLE BUDGET	PCT USE/COL
02019090 530500 BUILDING MAINTENAN	180,000.00	50,000.00	41.15	.00	1,995.00	47,963.85	4.1
02019090 530800 SOFTWARE MAINTENAN	39,800.00	39,800.00	6,000.00	.00	.00	33,800.00	15.1
02019090 540100 COMMUNICATIONS - M	30,000.00	30,000.00	3,829.90	1,914.95	16,170.10	10,000.00	66.7
02019090 540600 UTILITIES	30,000.00	30,000.00	4,030.84	2,878.44	25,475.16	494.00	98.4
02019090 550300 TRAVEL AND TRAININ	32,000.00	32,000.00	4,058.52	.00	5,180.00	22,761.48	28.9
02019090 550500 ASSOCIATION DUES	480.00	480.00	.00	.00	.00	480.00	.0
02019090 561400 PROFESSIONAL SERVI	55,000.00	55,000.00	407.55	407.55	1,630.20	52,962.25	3.7
02019090 562200 CONTRACT SERVICES	70,000.00	194,200.00	2,370.67	2,313.85	128,129.33	63,700.00	67.2
02019090 570100 RENTALS AND LEASES	30,000.00	30,000.00	.00	.00	.00	30,000.00	.0
02019090 623000 UNIVERSITY AVENUE	4,500,000.00	4,500,000.00	.00	.00	.00	4,500,000.00	.0
02019090 640500 HEAVY EQUIPMENT	2,502,000.00	2,502,000.00	384,500.00	384,500.00	1,446,577.84	670,922.16	73.2
02019090 640700 OTHER EQUIPMENT	25,500.00	49,300.00	25,999.00	25,999.00	.00	23,301.00	52.7
02019090 640800 COMPUTER EQUIPMENT	50,000.00	50,000.00	.00	.00	.00	50,000.00	.0
02019090 650200 VEHICLES - LIGHT T	204,000.00	328,100.00	44,762.00	44,762.00	282,574.81	763.19	99.8
TOTAL CONSOLIDATED ROAD AND BR	16,727,556.00	16,868,656.00	1,868,232.13	992,181.71	4,371,006.14	10,629,417.73	37.0%
TOTAL CONSOLIDATED ROAD AND BR	.00	.00	-7,398,208.31	-7,856,152.29	4,371,006.14	3,027,202.17	100.0%
TOTAL REVENUES	-16,727,556.00	-16,868,656.00	-9,266,440.44	-8,848,334.00	.00	-7,602,215.56	
TOTAL EXPENSES	16,727,556.00	16,868,656.00	1,868,232.13	992,181.71	4,371,006.14	10,629,417.73	

**031 PRECINCT 1 PARK**

**000 UNDEFINED**

031 400100 CURRENT AD VALOREM TAXE	-134,643.00	-134,643.00	-54,900.78	-45,862.58	.00	-79,742.22	40.8
031 400400 PEN & INT - CURRENT LEV	-552.00	-552.00	.00	.00	.00	-552.00	.0
031 400500 DELIQ TAXES - PRIOR YEA	-821.00	-821.00	-198.21	-94.43	.00	-622.79	24.1
031 400600 PEN & INT - PRIOR YEARS	-417.00	-417.00	-103.01	-31.50	.00	-313.99	24.7
031 470000 INTEREST INCOME	-2,500.00	-2,500.00	-1,138.12	.00	.00	-1,361.88	45.5
031 481600 CONTRIBUTIONS	-16,000.00	-16,000.00	-2,200.00	-600.00	.00	-13,800.00	13.8
031 736100 DRAW FROM RESERVES	-47,811.00	-47,811.00	.00	.00	.00	-47,811.00	.0
031 902000 XFER TO CONSOLIDATED RO	58,484.00	58,484.00	58,484.00	58,484.00	.00	.00	100.0
TOTAL UNDEFINED	-144,260.00	-144,260.00	-56.12	11,895.49	.00	-144,203.88	.0%

**191 PRECINCT 1 PARK**

03119180 500600 STAFF EMPLOYEES	30,956.00	30,956.00	7,156.80	2,385.60	.00	23,799.20	23.1
---------------------------------	-----------	-----------	----------	----------	-----	-----------	------

**BUDGET SUMMARIES REPORT**  
**ACCOUNT SUMMARY REPORT DECEMBER 2022**

FOR 2023 03

	ORIGINAL APPROP	REVISED BUDGET	YTD ACTUAL	MTD ACTUAL	ENCUMBRANCES	AVAILABLE BUDGET	PCT USE/COL
03119180 500800 TEMPORARY	5,000.00	5,000.00	.00	.00	.00	5,000.00	.0
03119180 510100 FICA	2,229.00	2,229.00	429.37	143.12	.00	1,799.63	19.3
03119180 510200 MEDICARE	522.00	522.00	100.44	33.48	.00	421.56	19.2
03119180 510300 RETIREMENT	3,439.00	3,439.00	842.22	274.46	.00	2,596.78	24.5
03119180 510400 GROUP HEALTH INSUR	7,531.00	7,531.00	1,726.38	575.46	.00	5,804.62	22.9
03119180 510500 GROUP DENTAL INSUR	415.00	415.00	162.48	54.16	.00	252.52	39.2
03119180 510600 LIFE INSURANCE	60.00	60.00	13.44	4.48	.00	46.56	22.4
03119180 510700 UNEMPLOYMENT INSUR	28.00	28.00	7.50	2.74	.00	20.50	26.8
03119180 510900 WORKER'S COMPENSAT	2,280.00	2,280.00	453.72	151.24	.00	1,826.28	19.9
03119180 520100 SUPPLIES/OTH OPER	2,500.00	2,500.00	.00	.00	1,500.00	1,000.00	60.0
03119180 523100 NON-CAPITAL EQUIPM	5,400.00	5,400.00	.00	.00	.00	5,400.00	.0
03119180 530500 BUILDING MAINTENAN	15,600.00	15,600.00	574.91	49.98	660.00	14,365.09	7.9
03119180 530900 GROUNDS MAINTENANC	2,000.00	2,000.00	.00	.00	.00	2,000.00	.0
03119180 540100 COMMUNICATIONS - M	3,300.00	3,300.00	370.42	102.69	2,026.89	902.69	72.6
03119180 540600 UTILITIES	12,000.00	12,000.00	653.28	578.67	8,346.72	3,000.00	75.0
03119180 561400 PROFESSIONAL SERVI	50,000.00	50,000.00	.00	.00	.00	50,000.00	.0
03119180 562200 CONTRACT SERVICES	500.00	500.00	.00	.00	.00	500.00	.0
03119180 570100 RENTALS AND LEASES	500.00	500.00	.00	.00	.00	500.00	.0
<b>TOTAL PRECINCT 1 PARK</b>	<b>144,260.00</b>	<b>144,260.00</b>	<b>12,490.96</b>	<b>4,356.08</b>	<b>12,533.61</b>	<b>119,235.43</b>	<b>17.3%</b>
<b>TOTAL PRECINCT 1 PARK</b>	<b>.00</b>	<b>.00</b>	<b>12,434.84</b>	<b>16,251.57</b>	<b>12,533.61</b>	<b>-24,968.45</b>	<b>100.0%</b>
TOTAL REVENUES	-202,744.00	-202,744.00	-58,540.12	-46,588.51	.00	-144,203.88	
TOTAL EXPENSES	202,744.00	202,744.00	70,974.96	62,840.08	12,533.61	119,235.43	
<b>032 SLATON/ROOSEVELT PARK</b>							
<b>000 UNDEFINED</b>							
032 400100 CURRENT AD VALOREM TAXE	-134,643.00	-134,643.00	-54,900.78	-45,862.58	.00	-79,742.22	40.8
032 400400 PEN & INT - CURRENT LEV	-552.00	-552.00	.00	.00	.00	-552.00	.0
032 400500 DELIQ TAXES - PRIOR YEA	-821.00	-821.00	-198.21	-94.43	.00	-622.79	24.1
032 400600 PEN & INT - PRIOR YEARS	-417.00	-417.00	-103.01	-31.50	.00	-313.99	24.7
032 470000 INTEREST INCOME	-750.00	-750.00	-115.24	.00	.00	-634.76	15.4
032 481600 CONTRIBUTIONS	-8,000.00	-8,000.00	-2,425.00	-1,050.00	.00	-5,575.00	30.3
<b>TOTAL UNDEFINED</b>	<b>-145,183.00</b>	<b>-145,183.00</b>	<b>-57,742.24</b>	<b>-47,038.51</b>	<b>.00</b>	<b>-87,440.76</b>	<b>39.8%</b>
<b>192 PRECINCT 2 PARK</b>							
03219280 500600 STAFF EMPLOYEES	43,227.00	43,227.00	7,140.00	2,400.00	.00	36,087.00	16.5

**BUDGET SUMMARIES REPORT**  
ACCOUNT SUMMARY REPORT DECEMBER 2022

FOR 2023 03

	ORIGINAL APPROP	REVISED BUDGET	YTD ACTUAL	MTD ACTUAL	ENCUMBRANCES	AVAILABLE BUDGET	PCT USE/COL
03219280 500900 PART TIME POSITION	13,071.00	13,071.00	2,798.40	932.80	.00	10,272.60	21.4
03219280 510100 FICA	3,711.00	3,711.00	606.89	203.54	.00	3,104.11	16.4
03219280 510200 MEDICARE	444.00	444.00	141.93	47.60	.00	302.07	32.0
03219280 510300 RETIREMENT	1,455.00	1,455.00	1,169.50	383.44	.00	285.50	80.4
03219280 510400 GROUP HEALTH INSUR	15,062.00	15,062.00	1,726.38	575.46	.00	13,335.62	11.5
03219280 510500 GROUP DENTAL INSUR	830.00	830.00	106.62	35.54	.00	723.38	12.8
03219280 510600 LIFE INSURANCE	120.00	120.00	17.92	8.96	.00	102.08	14.9
03219280 510700 UNEMPLOYMENT INSUR	67.00	67.00	10.46	3.84	.00	56.54	15.6
03219280 510900 WORKER'S COMPENSAT	3,796.00	3,796.00	630.10	211.30	.00	3,165.90	16.6
03219280 520100 SUPPLIES/OTH OPER	3,000.00	3,000.00	.00	.00	2,500.00	500.00	83.3
03219280 523100 NON-CAPITAL EQUIPM	1,000.00	1,000.00	.00	.00	.00	1,000.00	.0
03219280 530100 EQUIPMENT OPER/MAI	2,400.00	2,400.00	.00	.00	.00	2,400.00	.0
03219280 530500 BUILDING MAINTENAN	10,000.00	10,000.00	3,659.30	3,319.30	600.00	5,740.70	42.6
03219280 530900 GROUNDS MAINTENANC	10,000.00	10,000.00	1,185.40	1,185.40	314.60	8,500.00	15.0
03219280 540100 COMMUNICATIONS - M	2,000.00	2,000.00	276.49	158.25	1,723.51	.00	100.0
03219280 540600 UTILITIES	15,000.00	15,000.00	1,027.41	769.15	10,872.59	3,100.00	79.3
03219280 562200 CONTRACT SERVICES	15,000.00	15,000.00	.00	.00	.00	15,000.00	.0
03219280 620500 OTHER IMPROVEMENTS	5,000.00	5,000.00	.00	.00	.00	5,000.00	.0
TOTAL PRECINCT 2 PARK	145,183.00	145,183.00	20,496.80	10,234.58	16,010.70	108,675.50	25.1%
TOTAL SLATON/ROOSEVELT PARK	.00	.00	-37,245.44	-36,803.93	16,010.70	21,234.74	100.0%
TOTAL REVENUES	-145,183.00	-145,183.00	-57,742.24	-47,038.51	.00	-87,440.76	
TOTAL EXPENSES	145,183.00	145,183.00	20,496.80	10,234.58	16,010.70	108,675.50	
<b>033 IDALOU/NEW DEAL PARK</b>							
<b>000 UNDEFINED</b>							
033 400100 CURRENT AD VALOREM TAXE	-134,643.00	-134,643.00	-54,900.78	-45,862.58	.00	-79,742.22	40.8
033 400400 PEN & INT - CURRENT LEV	-552.00	-552.00	.00	.00	.00	-552.00	.0
033 400500 DELIQ TAXES - PRIOR YEA	-821.00	-821.00	-198.21	-94.43	.00	-622.79	24.1
033 400600 PEN & INT - PRIOR YEARS	-417.00	-417.00	-103.01	-31.50	.00	-313.99	24.7
033 470000 INTEREST INCOME	-1,000.00	-1,000.00	-618.84	.00	.00	-381.16	61.9
033 481600 CONTRIBUTIONS	-6,200.00	-6,200.00	-1,700.00	-900.00	.00	-4,500.00	27.4
033 736100 DRAW FROM RESERVES	-20,399.00	-20,399.00	.00	.00	.00	-20,399.00	.0
033 902000 XFER TO CONSOLIDATED R	58,484.00	58,484.00	58,484.00	58,484.00	.00	.00	100.0
TOTAL UNDEFINED	-105,548.00	-105,548.00	963.16	11,595.49	.00	-106,511.16	-.9%
<b>193 PRECINCT 3 PARK</b>							
03319380 500800 TEMPORARY	3,000.00	3,000.00	.00	.00	.00	3,000.00	.0

**BUDGET SUMMARIES REPORT**  
ACCOUNT SUMMARY REPORT DECEMBER 2022

FOR 2023 03

	ORIGINAL APPROP	REVISED BUDGET	YTD ACTUAL	MTD ACTUAL	ENCUMBRANCES	AVAILABLE BUDGET	PCT USE/COL
03319380 500900 PART TIME POSITION	25,424.00	25,424.00	5,100.24	1,700.08	.00	20,323.76	20.1
03319380 510100 FICA	1,576.00	1,576.00	242.34	80.78	.00	1,333.66	15.4
03319380 510200 MEDICARE	369.00	369.00	56.70	18.90	.00	312.30	15.4
03319380 510300 RETIREMENT	2,825.00	2,825.00	600.19	195.59	.00	2,224.81	21.2
03319380 510400 GROUP HEALTH INSUR	17,743.00	17,743.00	4,094.52	1,364.84	.00	13,648.48	23.1
03319380 510500 GROUP DENTAL INSUR	415.00	415.00	162.48	54.16	.00	252.52	39.2
03319380 510600 LIFE INSURANCE	60.00	60.00	13.44	4.48	.00	46.56	22.4
03319380 510700 UNEMPLOYMENT INSUR	24.00	24.00	5.36	1.96	.00	18.64	22.3
03319380 510900 WORKER'S COMPENSAT	1,612.00	1,612.00	323.34	107.78	.00	1,288.66	20.1
03319380 520100 SUPPLIES/OTH OPER	4,000.00	4,000.00	339.22	285.76	.00	3,660.78	8.5
03319380 530100 EQUIPMENT OPER/MAI	4,000.00	4,000.00	164.38	.00	.00	3,835.62	4.1
03319380 530200 VEHICLE OPERATION/	500.00	500.00	54.50	54.50	245.50	200.00	60.0
03319380 530500 BUILDING MAINTENAN	4,000.00	4,000.00	340.00	80.00	1,120.00	2,540.00	36.5
03319380 530900 GROUNDS MAINTENANC	4,000.00	4,000.00	.00	.00	.00	4,000.00	.0
03319380 540600 UTILITIES	16,000.00	16,000.00	1,222.01	851.45	7,077.99	7,700.00	51.9
03319380 640600 CAPITAL OUTLAY	20,000.00	20,000.00	.00	.00	.00	20,000.00	.0
TOTAL PRECINCT 3 PARK	105,548.00	105,548.00	12,718.72	4,800.28	8,443.49	84,385.79	20.0%
TOTAL IDALOU/NEW DEAL PARK	.00	.00	13,681.88	16,395.77	8,443.49	-22,125.37	100.0%
TOTAL REVENUES	-164,032.00	-164,032.00	-57,520.84	-46,888.51	.00	-106,511.16	
TOTAL EXPENSES	164,032.00	164,032.00	71,202.72	63,284.28	8,443.49	84,385.79	
<b>034 SHALLOWATER PARK</b>							
<b>000 UNDEFINED</b>							
034 400100 CURRENT AD VALOREM TAXE	-134,643.00	-134,643.00	-54,900.78	-45,862.58	.00	-79,742.22	40.8
034 400400 PEN & INT - CURRENT LEV	-552.00	-552.00	.00	.00	.00	-552.00	.0
034 400500 DELIQ TAXES - PRIOR YEA	-821.00	-821.00	-198.21	-94.43	.00	-622.79	24.1
034 400600 PEN & INT - PRIOR YEARS	-417.00	-417.00	-103.01	-31.50	.00	-313.99	24.7
034 470000 INTEREST INCOME	-1,000.00	-1,000.00	-678.76	.00	.00	-321.24	67.9
034 481600 CONTRIBUTIONS	-2,250.00	-2,250.00	-1,350.00	-650.00	.00	-900.00	60.0
034 736100 DRAW FROM RESERVES	-59,948.00	-59,948.00	.00	.00	.00	-59,948.00	.0
034 902000 XFER TO CONSOLIDATED R	58,484.00	58,484.00	58,484.00	58,484.00	.00	.00	100.0
TOTAL UNDEFINED	-141,147.00	-141,147.00	1,253.24	11,845.49	.00	-142,400.24	-.9%
<b>194 PRECINCT 4 PARK</b>							
03419480 500700 OVERTIME COMPENSAT	2,500.00	2,500.00	.00	.00	.00	2,500.00	.0

**BUDGET SUMMARIES REPORT**  
ACCOUNT SUMMARY REPORT DECEMBER 2022

FOR 2023 03

	ORIGINAL APPROP	REVISED BUDGET	YTD ACTUAL	MTD ACTUAL	ENCUMBRANCES	AVAILABLE BUDGET	PCT USE/COL
03419480 500800 TEMPORARY	1,500.00	1,500.00	.00	.00	.00	1,500.00	.0
03419480 500900 PART TIME POSITION	18,580.00	18,580.00	3,600.00	1,200.00	.00	14,980.00	19.4
03419480 510100 FICA	1,245.00	1,245.00	223.20	74.40	.00	1,021.80	17.9
03419480 510200 MEDICARE	291.00	291.00	52.20	17.40	.00	238.80	17.9
03419480 510300 RETIREMENT	1,733.00	1,733.00	423.66	138.06	.00	1,309.34	24.4
03419480 510400 GROUP HEALTH INSUR	7,531.00	7,531.00	.00	.00	.00	7,531.00	.0
03419480 510500 GROUP DENTAL INSUR	415.00	415.00	.00	.00	.00	415.00	.0
03419480 510600 LIFE INSURANCE	60.00	60.00	.00	.00	.00	60.00	.0
03419480 510700 UNEMPLOYMENT INSUR	19.00	19.00	3.78	1.38	.00	15.22	19.9
03419480 510900 WORKER'S COMPENSAT	1,273.00	1,273.00	228.24	76.08	.00	1,044.76	17.9
03419480 520100 SUPPLIES/OTH OPER	6,900.00	6,900.00	392.78	304.52	923.48	5,583.74	19.1
03419480 523100 NON-CAPITAL EQUIPM	1,500.00	1,500.00	.00	.00	.00	1,500.00	.0
03419480 530100 EQUIPMENT OPER/MAI	2,000.00	2,000.00	.00	.00	.00	2,000.00	.0
03419480 530500 BUILDING MAINTENAN	10,000.00	10,000.00	323.32	45.00	745.00	8,931.68	10.7
03419480 530900 GROUNDS MAINTENANC	10,000.00	10,000.00	.00	.00	.00	10,000.00	.0
03419480 540100 COMMUNICATIONS - M	600.00	600.00	.00	.00	.00	600.00	.0
03419480 540600 UTILITIES	22,500.00	22,500.00	982.64	875.97	10,017.36	11,500.00	48.9
03419480 561400 PROFESSIONAL SERVI	2,500.00	2,500.00	.00	.00	.00	2,500.00	.0
03419480 640600 CAPITAL OUTLAY	50,000.00	50,000.00	.00	.00	.00	50,000.00	.0
TOTAL PRECINCT 4 PARK	141,147.00	141,147.00	6,229.82	2,732.81	11,685.84	123,231.34	12.7%
TOTAL SHALLOWATER PARK	.00	.00	7,483.06	14,578.30	11,685.84	-19,168.90	100.0%
TOTAL REVENUES	-199,631.00	-199,631.00	-57,230.76	-46,638.51	.00	-142,400.24	
TOTAL EXPENSES	199,631.00	199,631.00	64,713.82	61,216.81	11,685.84	123,231.34	

041 PERMANENT IMPROVEMENT

000 UNDEFINED

041 400100 CURRENT AD VALOREM TAXE	-2,691,734.00	-2,691,734.00	-1,098,014.51	-917,250.79	.00	-1,593,719.49	40.8
041 400400 PEN & INT - CURRENT LEV	-11,036.00	-11,036.00	.00	.00	.00	-11,036.00	.0
041 400500 DELIQ TAXES - PRIOR YEA	-16,420.00	-16,420.00	-3,964.30	-1,888.66	.00	-12,455.70	24.1
041 400600 PEN & INT - PRIOR YEARS	-8,344.00	-8,344.00	-2,060.63	-630.16	.00	-6,283.37	24.7
041 470000 INTEREST INCOME	-35,000.00	-35,000.00	-11,619.23	.00	.00	-23,380.77	33.2
041 483500 CRTS LEASE	-483,732.00	-483,732.00	-120,933.00	-40,311.00	.00	-362,799.00	25.0
041 736100 DRAW FROM RESERVES	-2,762,883.00	-2,762,883.00	.00	.00	.00	-2,762,883.00	.0
041 801100 XFER FROM GENERAL FUND	.00	.00	-318,562.00	-318,562.00	.00	318,562.00	100.0
041 805100 XFER FROM LCJJC	-3,610,000.00	-3,858,074.00	.00	.00	.00	-3,858,074.00	.0
TOTAL UNDEFINED	-9,619,149.00	-9,867,223.00	-1,555,153.67	-1,278,642.61	.00	-8,312,069.33	15.8%

061 FACILITY MAINTENANCE

**BUDGET SUMMARIES REPORT**  
ACCOUNT SUMMARY REPORT DECEMBER 2022

FOR 2023 03

	ORIGINAL APPROP	REVISED BUDGET	YTD ACTUAL	MTD ACTUAL	ENCUMBRANCES	AVAILABLE BUDGET	PCT USE/COL
04106140 561400 PROFESSIONAL SERVI	900,000.00	900,000.00	17,920.00	8,771.50	182,540.50	699,539.50	22.3
04106140 566110 LEASE PAYMENT PRIN	568,926.00	568,926.00	148,627.52	148,627.52	.00	420,298.48	26.1
04106140 566210 LEASE PAYMENT INTE	273,223.00	273,223.00	265,237.48	265,237.48	.00	7,985.52	97.1
04106140 579900 RENOV/REPAIR NON-C	75,000.00	75,000.00	18,873.34	8,544.68	3,695.70	52,430.96	30.1
04106140 620800 COURTHOUSE RENOVAT	342,000.00	342,000.00	46,142.05	46,032.11	16,350.00	279,507.95	18.3
04106140 621100 RENOVATION 900 MAI	2,375,000.00	2,375,000.00	324,263.84	324,263.84	.00	2,050,736.16	13.7
04106140 621300 LCDC RENOVATIONS	1,200,000.00	1,200,000.00	207,946.45	207,946.45	161,053.05	831,000.50	30.7
04106140 621700 LCJJC RENOVATIONS	3,610,000.00	3,858,074.00	101,110.84	.00	1,509,335.38	2,247,627.78	41.7
04106140 622300 OTHER BLDG RENOVAT	275,000.00	275,000.00	-15,859.57	.00	.00	290,859.57	-5.8
TOTAL FACILITY MAINTENANCE	9,619,149.00	9,867,223.00	1,114,261.95	1,009,423.58	1,872,974.63	6,879,986.42	30.3%
TOTAL PERMANENT IMPROVEMENT	.00	.00	-440,891.72	-269,219.03	1,872,974.63	-1,432,082.91	100.0%
TOTAL REVENUES	-9,619,149.00	-9,867,223.00	-1,555,153.67	-1,278,642.61	.00	-8,312,069.33	
TOTAL EXPENSES	9,619,149.00	9,867,223.00	1,114,261.95	1,009,423.58	1,872,974.63	6,879,986.42	
<b>043 LCETRZ NO1 TAX INCREMENT FUND</b>							
<b>000 UNDEFINED</b>							
043 470000 INTEREST INCOME	-1,000.00	-1,000.00	-438.75	.00	.00	-561.25	43.9
043 801100 XFER FROM GENERAL FUND	-190,000.00	-190,000.00	.00	.00	.00	-190,000.00	.0
TOTAL UNDEFINED	-191,000.00	-191,000.00	-438.75	.00	.00	-190,561.25	.2%
<b>090 PUBLIC WORKS</b>							
04309090 623000 ROAD PROJECTS	191,000.00	191,000.00	.00	.00	.00	191,000.00	.0
TOTAL PUBLIC WORKS	191,000.00	191,000.00	.00	.00	.00	191,000.00	.0%
TOTAL LCETRZ NO1 TAX INCREMENT	.00	.00	-438.75	.00	.00	438.75	100.0%
TOTAL REVENUES	-191,000.00	-191,000.00	-438.75	.00	.00	-190,561.25	
TOTAL EXPENSES	191,000.00	191,000.00	.00	.00	.00	191,000.00	
<b>046 TJJD (P) JJAEP GRANT</b>							
<b>000 UNDEFINED</b>							
046 420390 TJJD-P JJAEP GRANT REVE	-80,000.00	-80,000.00	-5,420.50	.00	.00	-74,579.50	6.8

**BUDGET SUMMARIES REPORT**  
ACCOUNT SUMMARY REPORT DECEMBER 2022

FOR 2023 03

046	TJJD (P) JJAEP GRANT	ORIGINAL APPROP	REVISED BUDGET	YTD ACTUAL	MTD ACTUAL	ENCUMBRANCES	AVAILABLE BUDGET	PCT USE/COL
	TOTAL UNDEFINED	-80,000.00	-80,000.00	-5,420.50	.00	.00	-74,579.50	6.8%
<b>051 JUVENILE PROBATION</b>								
04605135 562300	INTER LOCAL AGREEM	80,000.00	80,000.00	.00	.00	.00	80,000.00	.0
	TOTAL JUVENILE PROBATION	80,000.00	80,000.00	.00	.00	.00	80,000.00	.0%
	TOTAL TJJD (P) JJAEP GRANT	.00	.00	-5,420.50	.00	.00	5,420.50	100.0%
	TOTAL REVENUES	-80,000.00	-80,000.00	-5,420.50	.00	.00	-74,579.50	
	TOTAL EXPENSES	80,000.00	80,000.00	.00	.00	.00	80,000.00	
<b>047 TJJD (R) REG DIVERSION GRANT</b>								
<b>000 UNDEFINED</b>								
047 420170	TJJD (R) GRANT REVENUE	-15,628.00	-15,628.00	-13,433.68	.00	.00	-2,194.32	86.0
	TOTAL UNDEFINED	-15,628.00	-15,628.00	-13,433.68	.00	.00	-2,194.32	86.0%
<b>051 JUVENILE PROBATION</b>								
04705135 520100	SUPPLIES/OTH OPER	15,628.00	15,628.00	13,433.68	.00	.00	2,194.32	86.0
	TOTAL JUVENILE PROBATION	15,628.00	15,628.00	13,433.68	.00	.00	2,194.32	86.0%
	TOTAL TJJD (R) REG DIVERSION G	.00	.00	.00	.00	.00	.00	.0%
	TOTAL REVENUES	-15,628.00	-15,628.00	-13,433.68	.00	.00	-2,194.32	
	TOTAL EXPENSES	15,628.00	15,628.00	13,433.68	.00	.00	2,194.32	
<b>049 TJJD (S) PREV/INTER GRANT</b>								
<b>000 UNDEFINED</b>								
049 424900	TJPC-S GRANT REVENUE	.00	.00	-27,500.00	-5,500.00	.00	27,500.00	100.0

**BUDGET SUMMARIES REPORT**  
ACCOUNT SUMMARY REPORT DECEMBER 2022

FOR 2023 03

049	TJJD (S) PREV/INTER GRANT	ORIGINAL APPROP	REVISED BUDGET	YTD ACTUAL	MTD ACTUAL	ENCUMBRANCES	AVAILABLE BUDGET	PCT USE/COL
	TOTAL UNDEFINED	.00	.00	-27,500.00	-5,500.00	.00	27,500.00	100.0%
	TOTAL TJJD (S) PREV/INTER GRAN	.00	.00	-27,500.00	-5,500.00	.00	27,500.00	100.0%
	TOTAL REVENUES	.00	.00	-27,500.00	-5,500.00	.00	27,500.00	
<b>050 JUVENILE STAR PROGRAM</b>								
<b>000 UNDEFINED</b>								
050	424000 STAR PROGRAM-JUVENILE	-425,000.00	-425,000.00	.00	.00	.00	-425,000.00	.0
050	489900 OTHER REVENUE	-1,895.00	-1,895.00	.00	.00	.00	-1,895.00	.0
050	805100 XFER FROM LCJJC	-198,595.00	-198,595.00	.00	.00	.00	-198,595.00	.0
050	805400 XFER FRM TJPC JUV COMM	-36,005.00	-36,005.00	.00	.00	.00	-36,005.00	.0
	TOTAL UNDEFINED	-661,495.00	-661,495.00	.00	.00	.00	-661,495.00	.0%
<b>051 JUVENILE PROBATION</b>								
05005135	500600 STAFF EMPLOYEES	446,179.00	446,179.00	83,052.60	25,868.97	.00	363,126.40	18.6
05005135	510100 FICA	28,337.00	28,337.00	4,884.37	1,507.29	.00	23,452.63	17.2
05005135	510200 MEDICARE	6,627.00	6,627.00	1,142.27	352.50	.00	5,484.73	17.2
05005135	510300 RETIREMENT	49,571.00	49,571.00	9,781.11	2,976.18	.00	39,789.89	19.7
05005135	510400 GROUP HEALTH INSUR	71,898.00	71,898.00	11,598.59	4,047.68	.00	60,299.41	16.1
05005135	510500 GROUP DENTAL INSUR	4,024.00	4,024.00	777.76	259.25	.00	3,246.24	19.3
05005135	510600 LIFE INSURANCE	538.00	538.00	99.54	33.18	.00	438.46	18.5
05005135	510700 UNEMPLOYMENT INSUR	2,332.00	2,332.00	86.74	29.70	.00	2,245.26	3.7
05005135	510900 WORKER'S COMPENSAT	15,398.00	15,398.00	2,993.81	917.30	.00	12,404.19	19.4
05005135	520100 SUPPLIES/OTH OPER	5,895.00	5,895.00	402.66	.00	168.45	5,323.89	9.7
05005135	522400 UNIFORMS	1,800.00	1,800.00	.00	.00	.00	1,800.00	.0
05005135	522700 RESIDENT SUPPLIES	1,000.00	1,000.00	.00	.00	.00	1,000.00	.0
05005135	530200 VEHICLE OPERATION/	13,500.00	13,500.00	1,149.93	430.30	5,850.07	6,500.00	51.9
05005135	540100 COMMUNICATIONS - M	546.00	546.00	41.81	.00	.00	504.19	7.7
05005135	550300 TRAVEL AND TRAININ	7,750.00	7,750.00	30.85	68.75	.00	7,719.15	.4
05005135	550500 ASSOCIATION DUES	100.00	100.00	.00	.00	.00	100.00	.0
05005135	562200 CONTRACT SERVICES	6,000.00	6,000.00	.00	.00	.00	6,000.00	.0
	TOTAL JUVENILE PROBATION	661,495.00	661,495.00	116,042.04	36,491.10	6,018.52	539,434.44	18.5%
	TOTAL JUVENILE STAR PROGRAM	.00	.00	116,042.04	36,491.10	6,018.52	-122,060.56	100.0%
	TOTAL REVENUES	-661,495.00	-661,495.00	.00	.00	.00	-661,495.00	
	TOTAL EXPENSES	661,495.00	661,495.00	116,042.04	36,491.10	6,018.52	539,434.44	



**BUDGET SUMMARIES REPORT**  
ACCOUNT SUMMARY REPORT DECEMBER 2022

FOR 2023 03

051	JUVENILE PROBATION	ORIGINAL APPROP	REVISED BUDGET	YTD ACTUAL	MTD ACTUAL	ENCUMBRANCES	AVAILABLE BUDGET	PCT USE/COL
<b>051 JUVENILE PROBATION</b>								
<b>000 UNDEFINED</b>								
051	451900	JUVENILE PROBATION FEES	-5,000.00	-5,000.00	-1,373.00	-1,055.00	.00	-3,627.00 27.5
051	470000	INTEREST INCOME	-10,000.00	-10,000.00	-17,284.61	.00	.00	7,284.61 172.8
051	489900	OTHER REVENUE	-2,000.00	-2,000.00	-211.27	-211.27	.00	-1,788.73 10.6
051	736100	DRAW FROM RESERVES	-3,610,000.00	-3,610,000.00	.00	.00	.00	-3,610,000.00 .0
051	801100	XFER FROM GENERAL FUND	-8,458,221.00	-8,458,221.00	-2,114,555.25	-704,851.75	.00	-6,343,665.75 25.0
051	904100	XFER TO PERMANENT IMPRO	3,610,000.00	3,858,074.00	.00	.00	.00	3,858,074.00 .0
051	905000	XFER TO STAR PROGRAM	198,595.00	198,595.00	.00	.00	.00	198,595.00 .0
051	905400	XFER TO JUV PROB COMM F	536,010.00	536,010.00	.00	.00	.00	536,010.00 .0
051	905500	XFER TO JUVENILE DETENT	4,882,696.00	4,882,696.00	.00	.00	.00	4,882,696.00 .0
051	905700	XFER TO FOOD SERVICE	255,242.00	255,242.00	.00	.00	.00	255,242.00 .0
TOTAL UNDEFINED			-2,602,678.00	-2,354,604.00	-2,133,424.13	-706,118.02	.00	-221,179.87 90.6%

**051 JUVENILE PROBATION**

05105135	500200	APPOINTED OFFICIAL	117,626.00	117,626.00	29,142.06	9,714.02	.00	88,483.94 24.8
05105135	500600	STAFF EMPLOYEES	1,533,155.00	1,533,155.00	290,864.78	96,030.28	.00	1,242,290.22 19.0
05105135	510100	FICA	102,379.00	102,379.00	18,873.95	6,218.07	.00	83,505.05 18.4
05105135	510200	MEDICARE	23,944.00	23,944.00	4,413.98	1,454.21	.00	19,530.02 18.4
05105135	510300	RETIREMENT	183,457.00	183,457.00	37,658.21	12,161.19	.00	145,798.79 20.5
05105135	510400	GROUP HEALTH INSUR	195,806.00	195,806.00	55,540.63	18,609.45	.00	140,265.37 28.4
05105135	510500	GROUP DENTAL INSUR	10,790.00	10,790.00	2,663.46	893.05	.00	8,126.54 24.7
05105135	510600	LIFE INSURANCE	1,560.00	1,560.00	321.04	107.76	.00	1,238.96 20.6
05105135	510700	UNEMPLOYMENT INSUR	1,531.00	1,531.00	336.15	121.78	.00	1,194.85 22.0
05105135	510900	WORKER'S COMPENSAT	4,459.00	4,459.00	1,746.77	539.64	.00	2,712.23 39.2
05105135	520100	SUPPLIES/OTH OPER	51,500.00	51,500.00	11,902.65	3,611.68	8,973.61	30,623.74 40.5
05105135	522400	UNIFORMS	10,000.00	10,000.00	.00	.00	.00	10,000.00 .0
05105135	522700	RESIDENT SUPPLIES	5,000.00	5,000.00	.00	.00	.00	5,000.00 .0
05105135	522800	LAW BOOKS	1,000.00	1,000.00	.00	.00	.00	1,000.00 .0
05105135	523000	NON-CAPITAL SOFTWA	1,350.00	1,350.00	.00	.00	.00	1,350.00 .0
05105135	523100	NON-CAPITAL EQUIPM	3,000.00	3,000.00	.00	.00	.00	3,000.00 .0
05105135	530100	EQUIPMENT OPER/MAI	1,000.00	1,000.00	.00	.00	.00	1,000.00 .0
05105135	530200	VEHICLE OPERATION/	7,500.00	7,500.00	1,815.60	868.09	4,781.29	903.11 88.0
05105135	530500	BUILDING MAINTENAN	66,000.00	66,000.00	4,311.34	967.11	22,305.00	39,383.66 40.3
05105135	530800	SOFTWARE MAINTENAN	10,000.00	10,000.00	.00	.00	.00	10,000.00 .0

**BUDGET SUMMARIES REPORT**  
ACCOUNT SUMMARY REPORT DECEMBER 2022

FOR 2023 03

	ORIGINAL APPROP	REVISED BUDGET	YTD ACTUAL	MTD ACTUAL	ENCUMBRANCES	AVAILABLE BUDGET	PCT USE/COL
05105135 530900 GROUNDS MAINTENANC	5,910.00	5,910.00	47.60	47.60	.00	5,862.40	.8
05105135 540100 COMMUNICATIONS - M	31,000.00	31,000.00	2,634.03	1,337.92	22,324.16	6,041.81	80.5
05105135 540600 UTILITIES	125,000.00	125,000.00	23,861.93	10,840.42	69,138.07	32,000.00	74.4
05105135 550300 TRAVEL AND TRAININ	78,775.00	78,775.00	9,484.26	3,794.38	2,211.66	67,079.08	14.8
05105135 550500 ASSOCIATION DUES	936.00	936.00	.00	.00	.00	936.00	.0
05105135 562200 CONTRACT SERVICES	30,000.00	30,000.00	.00	.00	.00	30,000.00	.0
TOTAL JUVENILE PROBATION	2,602,678.00	2,602,678.00	495,618.44	167,316.65	129,733.79	1,977,325.77	24.0%
TOTAL JUVENILE PROBATION	.00	248,074.00	-1,637,805.69	-538,801.37	129,733.79	1,756,145.90	-607.9%
TOTAL REVENUES	-12,085,221.00	-12,085,221.00	-2,133,424.13	-706,118.02	.00	-9,951,796.87	
TOTAL EXPENSES	12,085,221.00	12,333,295.00	495,618.44	167,316.65	129,733.79	11,707,942.77	

054 TJJD (A) JUV PROB COMM GRANT

000 UNDEFINED

054 421500 TJPC-A STATE AID	-1,665,568.00	-1,665,568.00	-442,724.16	-109,487.00	.00	-1,222,843.84	26.6
054 805100 XFER FROM LCJJC	-536,010.00	-536,010.00	.00	.00	.00	-536,010.00	.0
TOTAL UNDEFINED	-2,201,578.00	-2,201,578.00	-442,724.16	-109,487.00	.00	-1,758,853.84	20.1%

051 JUVENILE PROBATION

05405135 500600 STAFF EMPLOYEES	944,875.00	944,875.00	184,226.26	58,712.66	.00	760,648.74	19.5
05405135 500700 OVERTIME COMPENSAT	2,000.00	2,000.00	842.16	.00	.00	1,157.84	42.1
05405135 501010 SUPPLEMENT PROBATI	63,000.00	63,000.00	12,716.70	4,238.90	.00	50,283.30	20.2
05405135 501100 SUPPLEMENT DETENTI	31,000.00	31,000.00	4,746.24	1,520.64	.00	26,253.76	15.3
05405135 510100 FICA	72,137.00	72,137.00	12,032.00	3,824.99	.00	60,105.00	16.7
05405135 510200 MEDICARE	16,706.00	16,706.00	2,813.97	894.57	.00	13,892.03	16.8
05405135 510300 RETIREMENT	129,263.00	129,263.00	23,844.91	7,415.83	.00	105,418.09	18.4
05405135 510400 GROUP HEALTH INSUR	105,434.00	105,434.00	36,121.15	11,451.97	.00	69,312.85	34.3
05405135 510500 GROUP DENTAL INSUR	5,810.00	5,810.00	1,588.75	497.63	.00	4,221.25	27.3
05405135 510600 LIFE INSURANCE	840.00	840.00	214.96	67.11	.00	625.04	25.6
05405135 510700 UNEMPLOYMENT INSUR	1,108.00	1,108.00	212.36	74.24	.00	895.64	19.2
05405135 510900 WORKER'S COMPENSAT	41,768.00	41,768.00	5,288.88	1,634.74	.00	36,479.12	12.7
05405135 540100 COMMUNICATIONS - M	3,000.00	3,000.00	390.00	90.00	683.38	1,926.62	35.8
05405135 544100 RESIDENTIAL NON-SE	72,623.00	72,623.00	.00	.00	.00	72,623.00	.0
05405135 544420 RESIDENTIAL NON-SE	99,961.00	99,961.00	.00	.00	.00	99,961.00	.0

**BUDGET SUMMARIES REPORT**  
ACCOUNT SUMMARY REPORT DECEMBER 2022

FOR 2023 03

	ORIGINAL APPROP	REVISED BUDGET	YTD ACTUAL	MTD ACTUAL	ENCUMBRANCES	AVAILABLE BUDGET	PCT USE/COL
05405135 544500 RESIDENTIAL MH CD	84,700.00	84,700.00	.00	.00	.00	84,700.00	.0
05405135 544600 RESIDENTIAL MH PPA	110,641.00	110,641.00	17,989.79	5,930.70	6,510.21	86,141.00	22.1
05405135 544700 RESIDENTIAL SECURE	100,000.00	100,000.00	.00	.00	.00	100,000.00	.0
05405135 544810 RESIDENTIAL SECURE	99,962.00	99,962.00	.00	.00	.00	99,962.00	.0
05405135 550303 TRAVEL AND TRAININ	12,000.00	12,000.00	902.03	201.76	6,159.97	4,938.00	58.9
05405135 562200 CONTRACT SERVICES	55,000.00	55,000.00	3,486.54	967.08	35,267.54	16,245.92	70.5
05405135 564500 CONTRACT SERVICES	80,000.00	80,000.00	11,184.75	1,904.50	28,815.25	40,000.00	50.0
05405135 564600 CONTRACT SERVICES	37,750.00	37,750.00	7,150.00	1,100.00	17,850.00	12,750.00	66.2
05405135 564800 ELECTRONIC MONITOR	32,000.00	32,000.00	7,383.80	6,651.30	24,616.20	.00	100.0
TOTAL JUVENILE PROBATION	2,201,578.00	2,201,578.00	333,135.25	107,178.62	119,902.55	1,748,540.20	20.6%
TOTAL TJJD (A) JUV PROB COMM G	.00	.00	-109,588.91	-2,308.38	119,902.55	-10,313.64	100.0%
TOTAL REVENUES	-2,201,578.00	-2,201,578.00	-442,724.16	-109,487.00	.00	-1,758,853.84	
TOTAL EXPENSES	2,201,578.00	2,201,578.00	333,135.25	107,178.62	119,902.55	1,748,540.20	
<b>055 JUVENILE DETENTION</b>							
<b>000 UNDEFINED</b>							
055 451300 CONTRACTSERV-OTHER COUN	-550,000.00	-550,000.00	-250,570.00	-90,475.00	.00	-299,430.00	45.6
055 805100 XFER FROM LCJJC	-4,882,696.00	-4,882,696.00	.00	.00	.00	-4,882,696.00	.0
TOTAL UNDEFINED	-5,432,696.00	-5,432,696.00	-250,570.00	-90,475.00	.00	-5,182,126.00	4.6%
<b>051 JUVENILE PROBATION</b>							
05505135 500600 STAFF EMPLOYEES	3,628,423.00	3,628,423.00	562,204.29	186,016.08	.00	3,066,218.71	15.5
05505135 500700 OVERTIME COMPENSAT	25,500.00	25,500.00	24,447.24	12,662.74	.00	1,052.76	95.9
05505135 500900 PART TIME POSITION	55,500.00	55,500.00	.00	.00	.00	55,500.00	.0
05505135 510100 FICA	228,231.00	228,231.00	35,041.30	11,835.77	.00	193,189.70	15.4
05505135 510200 MEDICARE	53,377.00	53,377.00	8,195.07	2,768.06	.00	45,181.93	15.4
05505135 510300 RETIREMENT	408,976.00	408,976.00	69,027.08	22,858.21	.00	339,948.92	16.9
05505135 510400 GROUP HEALTH INSUR	527,170.00	527,170.00	92,847.52	32,551.34	.00	434,322.48	17.6
05505135 510500 GROUP DENTAL INSUR	29,050.00	29,050.00	4,885.45	1,720.74	.00	24,164.55	16.8
05505135 510600 LIFE INSURANCE	4,200.00	4,200.00	679.34	237.71	.00	3,520.66	16.2
05505135 510700 UNEMPLOYMENT INSUR	3,423.00	3,423.00	615.92	228.36	.00	2,807.08	18.0
05505135 510900 WORKER'S COMPENSAT	137,774.00	137,774.00	23,145.22	7,847.06	.00	114,628.78	16.8
05505135 520100 SUPPLIES/OTH OPER	35,000.00	35,000.00	5,269.75	1,981.75	25,900.55	3,829.70	89.1

**BUDGET SUMMARIES REPORT**  
ACCOUNT SUMMARY REPORT DECEMBER 2022

FOR 2023 03

	ORIGINAL APPROP	REVISED BUDGET	YTD ACTUAL	MTD ACTUAL	ENCUMBRANCES	AVAILABLE BUDGET	PCT USE/COL
05505135 522700 RESIDENT SUPPLIES	33,572.00	33,572.00	11,401.39	9,714.19	1,140.83	21,029.78	37.4
05505135 523000 NON-CAPITAL SOFTWA	6,000.00	6,000.00	.00	.00	.00	6,000.00	.0
05505135 530100 EQUIPMENT OPER/MAI	1,000.00	1,000.00	.00	.00	.00	1,000.00	.0
05505135 530200 VEHICLE OPERATION/	2,500.00	2,500.00	1,001.48	161.64	1,059.49	439.03	82.4
05505135 550201 RESIDENT TRANSPORT	10,000.00	10,000.00	1,318.25	607.13	.00	8,681.75	13.2
05505135 561100 MEDICAL FOR RESIDE	10,000.00	10,000.00	716.63	90.54	.00	9,283.37	7.2
05505135 561400 PROFESSIONAL SERVI	11,000.00	11,000.00	.00	.00	2,100.00	8,900.00	19.1
05505135 562200 CONTRACT SERVICES	115,000.00	115,000.00	13,340.00	3,680.00	21,660.00	80,000.00	30.4
05505135 564200 RESIDENTIAL PLACEM	100,000.00	100,000.00	32,310.47	-31,948.40	66,647.83	1,041.70	99.0
05505135 640700 OTHER EQUIPMENT	7,000.00	7,000.00	.00	.00	.00	7,000.00	.0
TOTAL JUVENILE PROBATION	5,432,696.00	5,432,696.00	886,446.40	263,012.92	118,508.70	4,427,740.90	18.5%
TOTAL JUVENILE DETENTION	.00	.00	635,876.40	172,537.92	118,508.70	-754,385.10	100.0%
TOTAL REVENUES	-5,432,696.00	-5,432,696.00	-250,570.00	-90,475.00	.00	-5,182,126.00	
TOTAL EXPENSES	5,432,696.00	5,432,696.00	886,446.40	263,012.92	118,508.70	4,427,740.90	

**057 JUVENILE FOOD SERVICE**

**000 UNDEFINED**

057 426600 DHS SCHOOL MEAL PROGRAM	-150,000.00	-150,000.00	-35,121.61	.00	.00	-114,878.39	23.4
057 426700 DHS COMMODITIES PROGRAM	-7,449.00	-7,449.00	.00	.00	.00	-7,449.00	.0
057 489900 OTHER REVENUE	-6,405.00	-6,405.00	.00	.00	.00	-6,405.00	.0
057 805100 XFUR FROM LCJJC	-255,242.00	-255,242.00	.00	.00	.00	-255,242.00	.0
TOTAL UNDEFINED	-419,096.00	-419,096.00	-35,121.61	.00	.00	-383,974.39	8.4%

**051 JUVENILE PROBATION**

05705135 500600 STAFF EMPLOYEES	115,295.00	115,295.00	17,971.06	5,273.67	.00	97,323.94	15.6
05705135 500700 OVERTIME COMPENSAT	1,000.00	1,000.00	.00	.00	.00	1,000.00	.0
05705135 500800 TEMPORARY	15,000.00	15,000.00	3,918.41	1,221.43	.00	11,081.59	26.1
05705135 510100 FICA	8,140.00	8,140.00	1,325.06	398.13	.00	6,814.94	16.3
05705135 510200 MEDICARE	1,904.00	1,904.00	309.92	93.11	.00	1,594.08	16.3
05705135 510300 RETIREMENT	14,587.00	14,587.00	2,117.73	606.73	.00	12,469.27	14.5
05705135 510400 GROUP HEALTH INSUR	22,593.00	22,593.00	3,118.65	1,150.92	.00	19,474.35	13.8
05705135 510500 GROUP DENTAL INSUR	1,245.00	1,245.00	172.59	62.76	.00	1,072.41	13.9
05705135 510600 LIFE INSURANCE	180.00	180.00	24.64	8.96	.00	155.36	13.7

**BUDGET SUMMARIES REPORT**  
ACCOUNT SUMMARY REPORT DECEMBER 2022

FOR 2023 03

	ORIGINAL APPROP	REVISED BUDGET	YTD ACTUAL	MTD ACTUAL	ENCUMBRANCES	AVAILABLE BUDGET	PCT USE/COL
05705135 510700 UNEMPLOYMENT INSUR	121.00	121.00	22.83	7.47	.00	98.17	18.9
05705135 510900 WORKER'S COMPENSAT	5,081.00	5,081.00	923.76	274.10	.00	4,157.24	18.2
05705135 520600 KITCHEN SUPPLIES	4,500.00	4,500.00	1,747.52	11.97	903.28	1,849.20	58.9
05705135 521900 FOOD	225,000.00	215,000.00	65,046.02	16,249.76	146,314.19	3,639.79	98.3
05705135 523100 NON-CAPITAL EQUIPM	2,000.00	2,000.00	.00	.00	.00	2,000.00	.0
05705135 530100 EQUIPMENT OPER/MAI	250.00	250.00	.00	.00	.00	250.00	.0
05705135 562200 CONTRACT SERVICES	.00	10,000.00	.00	.00	4,603.20	5,396.80	46.0
05705135 570100 RENTALS AND LEASES	2,200.00	2,200.00	257.01	171.34	771.03	1,171.96	46.7
TOTAL JUVENILE PROBATION	419,096.00	419,096.00	96,955.20	25,530.35	152,591.70	169,549.10	59.5%
TOTAL JUVENILE FOOD SERVICE	.00	.00	61,833.59	25,530.35	152,591.70	-214,425.29	100.0%
TOTAL REVENUES	-419,096.00	-419,096.00	-35,121.61	.00	.00	-383,974.39	
TOTAL EXPENSES	419,096.00	419,096.00	96,955.20	25,530.35	152,591.70	169,549.10	

064 TJJD (E) TITLE IV E GRANT

000 UNDEFINED

064 420380 TITLE IV-E TJPC (E)	-98,000.00	-98,000.00	-3,118.91	.00	.00	-94,881.09	3.2
064 805100 XFER FROM LCJJC	-106,400.00	-106,400.00	.00	.00	.00	-106,400.00	.0
TOTAL UNDEFINED	-204,400.00	-204,400.00	-3,118.91	.00	.00	-201,281.09	1.5%

051 JUVENILE PROBATION

06405135 544400 RESIDENTIAL PLACEM	204,400.00	204,400.00	.00	.00	.00	204,400.00	.0
TOTAL JUVENILE PROBATION	204,400.00	204,400.00	.00	.00	.00	204,400.00	.0%
TOTAL TJJD (E) TITLE IV E GRAN	.00	.00	-3,118.91	.00	.00	3,118.91	100.0%
TOTAL REVENUES	-204,400.00	-204,400.00	-3,118.91	.00	.00	-201,281.09	
TOTAL EXPENSES	204,400.00	204,400.00	.00	.00	.00	204,400.00	

067 CJD DWI COURT GRANT

000 UNDEFINED

067 420100 GRANT REVENUE	-32,951.00	-32,951.00	-7,724.35	-6,102.55	.00	-25,226.65	23.4
--------------------------	------------	------------	-----------	-----------	-----	------------	------

**BUDGET SUMMARIES REPORT**  
ACCOUNT SUMMARY REPORT DECEMBER 2022

FOR 2023 03

067	CJD DWI COURT GRANT	ORIGINAL APPROP	REVISED BUDGET	YTD ACTUAL	MTD ACTUAL	ENCUMBRANCES	AVAILABLE BUDGET	PCT USE/COL
TOTAL UNDEFINED		-32,951.00	-32,951.00	-7,724.35	-6,102.55	.00	-25,226.65	23.4%
<b>014 COURTS</b>								
06701420 520000	TREATMENT MATERIAL	250.00	250.00	.00	.00	.00	250.00	.0
06701420 520220	SUPPLIES/DRUG TEST	19,639.00	19,639.00	5,442.89	.00	.00	14,196.11	27.7
06701420 523000	NON-CAPITAL SOFTWA	3,994.00	3,994.00	2,080.00	520.00	1,040.00	874.00	78.1
06701420 540600	UTILITIES	600.00	600.00	50.00	20.00	550.00	.00	100.0
06701420 550300	TRAVEL AND TRAININ	5,000.00	5,000.00	.00	.00	.00	5,000.00	.0
06701420 561400	PROFESSIONAL SERVI	718.00	718.00	151.46	119.66	.00	566.54	21.1
06701420 562200	CONTRACT SERVICES	2,750.00	2,750.00	.00	.00	.00	2,750.00	.0
TOTAL COURTS		32,951.00	32,951.00	7,724.35	659.66	1,590.00	23,636.65	28.3%
TOTAL CJD DWI COURT GRANT		.00	.00	.00	-5,442.89	1,590.00	-1,590.00	100.0%
TOTAL REVENUES		-32,951.00	-32,951.00	-7,724.35	-6,102.55	.00	-25,226.65	
TOTAL EXPENSES		32,951.00	32,951.00	7,724.35	659.66	1,590.00	23,636.65	
<b>070 ON LINE ACCESS</b>								
<b>000 UNDEFINED</b>								
070 436910	ONLINE ACCESS FEE	-35,000.00	-35,000.00	.00	.00	.00	-35,000.00	.0
070 470000	INTEREST INCOME	-1,000.00	-1,000.00	-692.30	.00	.00	-307.70	69.2
070 736100	DRAW FROM RESERVES	-149,000.00	-149,000.00	.00	.00	.00	-149,000.00	.0
TOTAL UNDEFINED		-185,000.00	-185,000.00	-692.30	.00	.00	-184,307.70	.4%
<b>014 COURTS</b>								
07001420 520100	SUPPLIES/OTH OPER	97,000.00	97,000.00	1,494.72	1,494.72	5,246.18	90,259.10	6.9
07001420 523100	NON-CAPITAL EQUIPM	75,000.00	75,000.00	.00	.00	.00	75,000.00	.0
07001420 550300	TRAVEL AND TRAININ	8,000.00	8,000.00	.00	.00	.00	8,000.00	.0
07001420 562200	CONTRACT SERVICES	5,000.00	5,000.00	.00	.00	.00	5,000.00	.0
TOTAL COURTS		185,000.00	185,000.00	1,494.72	1,494.72	5,246.18	178,259.10	3.6%

**BUDGET SUMMARIES REPORT**  
ACCOUNT SUMMARY REPORT DECEMBER 2022

FOR 2023 03

	ORIGINAL APPROP	REVISED BUDGET	YTD ACTUAL	MTD ACTUAL	ENCUMBRANCES	AVAILABLE BUDGET	PCT USE/COL
TOTAL ON LINE ACCESS	.00	.00	802.42	1,494.72	5,246.18	-6,048.60	100.0%
TOTAL REVENUES	-185,000.00	-185,000.00	-692.30	.00	.00	-184,307.70	
TOTAL EXPENSES	185,000.00	185,000.00	1,494.72	1,494.72	5,246.18	178,259.10	
<b>072 CJD DRUG COURT GRANT</b>							
<b>000 UNDEFINED</b>							
072 420100 GRANT REVENUE	-44,092.00	-44,092.00	-4,916.53	-4,896.13	.00	-39,175.47	11.2
TOTAL UNDEFINED	-44,092.00	-44,092.00	-4,916.53	-4,896.13	.00	-39,175.47	11.2%
<b>014 COURTS</b>							
07201420 520000 TREATMENT MATERIAL	500.00	500.00	.00	.00	.00	500.00	.0
07201420 520220 SUPPLIES/DRUG TEST	29,487.00	29,487.00	4,770.12	.00	.00	24,716.88	16.2
07201420 523000 NON-CAPITAL SOFTWA	1,800.00	1,800.00	.00	.00	.00	1,800.00	.0
07201420 540600 UTILITIES	600.00	600.00	50.00	30.00	550.00	.00	100.0
07201420 550300 TRAVEL AND TRAININ	5,000.00	5,000.00	.00	.00	.00	5,000.00	.0
07201420 561400 PROFESSIONAL SERVI	961.00	961.00	96.41	96.01	.00	864.59	10.0
07201420 562200 CONTRACT SERVICES	5,744.00	5,744.00	.00	.00	.00	5,744.00	.0
TOTAL COURTS	44,092.00	44,092.00	4,916.53	126.01	550.00	38,625.47	12.4%
TOTAL CJD DRUG COURT GRANT	.00	.00	.00	-4,770.12	550.00	-550.00	100.0%
TOTAL REVENUES	-44,092.00	-44,092.00	-4,916.53	-4,896.13	.00	-39,175.47	
TOTAL EXPENSES	44,092.00	44,092.00	4,916.53	126.01	550.00	38,625.47	
<b>074 COUNTY DRUG COURT COURT COST</b>							
<b>000 UNDEFINED</b>							
074 437000 DRUG COURT FEE	-20,000.00	-20,000.00	-5,385.55	-1,889.69	.00	-14,614.45	26.9
074 470000 INTEREST INCOME	-700.00	-700.00	-579.85	.00	.00	-120.15	82.8
074 736100 DRAW FROM RESERVES	-12,540.00	-12,540.00	.00	.00	.00	-12,540.00	.0
TOTAL UNDEFINED	-33,240.00	-33,240.00	-5,965.40	-1,889.69	.00	-27,274.60	17.9%

**BUDGET SUMMARIES REPORT**  
ACCOUNT SUMMARY REPORT DECEMBER 2022

FOR 2023 03

	ORIGINAL APPROP	REVISED BUDGET	YTD ACTUAL	MTD ACTUAL	ENCUMBRANCES	AVAILABLE BUDGET	PCT USE/COL
<b>014 COURTS</b>							
07401420 520100 SUPPLIES/OTH OPER	5,500.00	5,500.00	545.61	.00	500.00	4,454.39	19.0
07401420 550300 TRAVEL AND TRAININ	20,500.00	20,500.00	.00	.00	.00	20,500.00	.0
07401420 562200 CONTRACT SERVICES	7,240.00	7,240.00	.00	.00	.00	7,240.00	.0
TOTAL COURTS	33,240.00	33,240.00	545.61	.00	500.00	32,194.39	3.1%
TOTAL COUNTY DRUG COURT COURT	.00	.00	-5,419.79	-1,889.69	500.00	4,919.79	100.0%
TOTAL REVENUES	-33,240.00	-33,240.00	-5,965.40	-1,889.69	.00	-27,274.60	
TOTAL EXPENSES	33,240.00	33,240.00	545.61	.00	500.00	32,194.39	
<b>075 DISPUTE RESOLUTION</b>							
<b>000 UNDEFINED</b>							
075 438000 ADR FEES	-246,000.00	-246,000.00	-58,041.58	-18,944.24	.00	-187,958.42	23.6
075 438100 ADMIN FEES	-24,000.00	-24,000.00	-2,657.20	-880.00	.00	-21,342.80	11.1
075 438210 MEDIATION FEES	-56,400.00	-56,400.00	-7,804.58	-2,773.33	.00	-48,595.42	13.8
075 438400 TRAINING FEES	-23,125.00	-23,125.00	-950.00	-750.00	.00	-22,175.00	4.1
075 438500 ADR FEE OTH COUNTY	-540.00	-540.00	.00	.00	.00	-540.00	.0
075 438600 CLIENT SERVICES	-4,500.00	-4,500.00	.00	.00	.00	-4,500.00	.0
075 470000 INTEREST INCOME	.00	.00	11.35	.00	.00	-11.35	100.0
075 736100 DRAW FROM RESERVES	-24,461.00	-24,461.00	.00	.00	.00	-24,461.00	.0
075 907800 XFER TO MEDIATION & MEN	.00	151.00	90.77	.00	.00	60.23	60.1
TOTAL UNDEFINED	-379,026.00	-378,875.00	-69,351.24	-23,347.57	.00	-309,523.76	18.3%
<b>075 DISPUTE RESOLUTION</b>							
07507525 500200 APPOINTED OFFICIAL	44,601.00	44,601.00	10,482.88	3,430.76	.00	34,118.12	23.5
07507525 500600 STAFF EMPLOYEES	72,990.00	72,990.00	23,704.71	6,771.60	.00	49,285.29	32.5
07507525 500800 TEMPORARY	99,795.00	99,795.00	16,882.50	5,681.25	.00	82,912.50	16.9
07507525 510100 FICA	13,020.00	13,020.00	3,130.07	972.25	.00	9,889.93	24.0
07507525 510200 MEDICARE	3,045.00	3,045.00	732.07	227.41	.00	2,312.93	24.0
07507525 510300 RETIREMENT	13,065.00	13,065.00	4,030.17	1,175.98	.00	9,034.83	30.8
07507525 510400 GROUP HEALTH INSUR	13,195.00	13,195.00	3,697.38	1,226.12	.00	9,497.62	28.0



**BUDGET SUMMARIES REPORT**  
ACCOUNT SUMMARY REPORT DECEMBER 2022

FOR 2023 03

	ORIGINAL APPROP	REVISED BUDGET	YTD ACTUAL	MTD ACTUAL	ENCUMBRANCES	AVAILABLE BUDGET	PCT USE/COL
07507525 510500 GROUP DENTAL INSUR	730.00	730.00	209.65	69.49	.00	520.35	28.7
07507525 510600 LIFE INSURANCE	110.00	110.00	37.14	12.36	.00	72.86	33.8
07507525 510700 UNEMPLOYMENT INSUR	210.00	210.00	53.27	18.09	.00	156.73	25.4
07507525 510900 WORKER'S COMPENSAT	700.00	700.00	137.88	42.87	.00	562.12	19.7
07507525 520100 SUPPLIES/OTH OPER	8,940.00	8,940.00	2,881.94	1,771.70	2,632.86	3,425.20	61.7
07507525 520500 MARKETING	1,000.00	1,000.00	374.68	23.99	.00	625.32	37.5
07507525 522800 LAW BOOKS	1,572.00	1,572.00	.00	.00	1,572.00	.00	100.0
07507525 540100 COMMUNICATIONS - M	1,380.00	1,380.00	215.24	107.62	1,164.76	.00	100.0
07507525 550300 TRAVEL AND TRAININ	21,537.00	21,537.00	1,135.40	680.00	.00	20,401.60	5.3
07507525 550500 ASSOCIATION DUES	1,256.00	1,256.00	250.00	100.00	.00	1,006.00	19.9
07507525 561400 PROFESSIONAL SERVI	4,440.00	4,440.00	1,039.44	333.56	3,400.56	.00	100.0
07507525 562200 CONTRACT SERVICES	77,440.00	77,289.00	13,930.14	8,765.13	1,336.00	62,022.86	19.8
TOTAL DISPUTE RESOLUTION	379,026.00	378,875.00	82,924.56	31,410.18	10,106.18	285,844.26	24.6%
TOTAL DISPUTE RESOLUTION	.00	.00	13,573.32	8,062.61	10,106.18	-23,679.50	100.0%
TOTAL REVENUES	-379,026.00	-379,026.00	-69,442.01	-23,347.57	.00	-309,583.99	
TOTAL EXPENSES	379,026.00	379,026.00	83,015.33	31,410.18	10,106.18	285,904.49	

076 USDA AG MEDIATION GRANT

000 UNDEFINED

076 422010 FSA-USDA GRANT REVENUE	-300,000.00	-300,000.00	.00	.00	.00	-300,000.00	.0
076 438220 PROGRAM INCOME	-1,500.00	-1,500.00	-81.25	.00	.00	-1,418.75	5.4
076 480000 IN-KIND REVENUE	-118,500.00	-118,500.00	.00	.00	.00	-118,500.00	.0
TOTAL UNDEFINED	-420,000.00	-420,000.00	-81.25	.00	.00	-419,918.75	.0%

076 USDA AG MEDIATION GRANT

07607625 500200 APPOINTED OFFICIAL	54,511.00	54,511.00	11,245.34	3,811.98	.00	43,265.66	20.6
07607625 500600 STAFF EMPLOYEES	96,028.00	96,028.00	20,438.75	6,834.51	.00	75,589.25	21.3
07607625 510100 FICA	9,334.00	9,334.00	1,913.68	643.03	.00	7,420.32	20.5
07607625 510200 MEDICARE	2,182.00	2,182.00	447.59	150.39	.00	1,734.41	20.5
07607625 510300 RETIREMENT	17,914.00	17,914.00	3,727.97	1,224.49	.00	14,186.03	20.8
07607625 510400 GROUP HEALTH INSUR	18,561.00	18,561.00	2,782.14	931.92	.00	15,778.86	15.0
07607625 510500 GROUP DENTAL INSUR	851.00	851.00	165.38	55.42	.00	685.62	19.4
07607625 510600 LIFE INSURANCE	62.00	62.00	27.42	9.18	.00	34.58	44.2

**BUDGET SUMMARIES REPORT**  
ACCOUNT SUMMARY REPORT DECEMBER 2022

FOR 2023 03

	ORIGINAL APPROP	REVISED BUDGET	YTD ACTUAL	MTD ACTUAL	ENCUMBRANCES	AVAILABLE BUDGET	PCT USE/COL
07607625 510700 UNEMPLOYMENT INSUR	151.00	151.00	33.29	12.26	.00	117.71	22.0
07607625 510900 WORKER'S COMPENSAT	406.00	406.00	85.55	28.75	.00	320.45	21.1
07607625 520100 SUPPLIES/OTH OPER	4,000.00	4,000.00	3,383.96	2,213.97	450.79	165.25	95.9
07607625 520500 MARKETING	800.00	800.00	.00	.00	.00	800.00	.0
07607625 522500 POSTAGE	200.00	200.00	.00	.00	.00	200.00	.0
07607625 550300 TRAVEL AND TRAININ	61,500.00	61,500.00	5,061.31	693.45	140.68	56,298.01	8.5
07607625 562200 CONTRACT SERVICES	35,000.00	35,000.00	3,067.00	1,137.00	.00	31,933.00	8.8
07607625 599000 IN-KIND EXPENSE	118,500.00	118,500.00	.00	.00	.00	118,500.00	.0
TOTAL USDA AG MEDIATION GRANT	420,000.00	420,000.00	52,379.38	17,746.35	591.47	367,029.15	12.6%
TOTAL USDA AG MEDIATION GRANT	.00	.00	52,298.13	17,746.35	591.47	-52,889.60	100.0%
TOTAL REVENUES	-420,000.00	-420,000.00	-81.25	.00	.00	-419,918.75	
TOTAL EXPENSES	420,000.00	420,000.00	52,379.38	17,746.35	591.47	367,029.15	

**077 DOMESTIC RELATIONS OFFICE**

**000 UNDEFINED**

077 420100 GRANT REVENUE	.00	-15,000.00	-15,000.00	-15,000.00	.00	.00	100.0
077 438010 DRO FEES LUBBOCK COUNTY	-19,200.00	-19,200.00	-3,246.54	-1,130.08	.00	-15,953.46	16.9
077 438200 SERVICE FEES	-32,400.00	-32,400.00	-3,968.13	-1,925.00	.00	-28,431.87	12.2
077 438510 SUPERVISED VISITATION	-20,000.00	-20,000.00	-441.00	-170.00	.00	-19,559.00	2.2
077 438700 COMMUNITY SUPERVISION	-108,000.00	-108,000.00	-8,136.34	.00	.00	-99,863.66	7.5
077 470000 INTEREST INCOME	.00	.00	-49.97	.00	.00	49.97	100.0
077 736100 DRAW FROM RESERVES	-32,744.00	-32,744.00	.00	.00	.00	-32,744.00	.0
TOTAL UNDEFINED	-212,344.00	-227,344.00	-30,841.98	-18,225.08	.00	-196,502.02	13.6%

**075 DISPUTE RESOLUTION**

07707525 500200 APPOINTED OFFICIAL	.00	.00	1,143.60	381.20	.00	-1,143.60	100.0
07707525 500600 STAFF EMPLOYEES	91,232.00	91,232.00	12,619.24	4,180.45	.00	78,612.76	13.8
07707525 500800 TEMPORARY	30,100.00	30,100.00	990.50	458.50	.00	29,109.50	3.3
07707525 510100 FICA	7,153.00	7,153.00	901.45	306.17	.00	6,251.55	12.6
07707525 510200 MEDICARE	1,673.00	1,673.00	210.80	71.59	.00	1,462.20	12.6
07707525 510300 RETIREMENT	9,478.00	9,478.00	1,619.78	524.82	.00	7,858.22	17.1
07707525 510400 GROUP HEALTH INSUR	15,834.00	15,834.00	1,966.86	657.42	.00	13,867.14	12.4
07707525 510500 GROUP DENTAL INSUR	880.00	880.00	108.15	36.15	.00	771.85	12.3

**BUDGET SUMMARIES REPORT**  
ACCOUNT SUMMARY REPORT DECEMBER 2022

FOR 2023 03

	ORIGINAL APPROP	REVISED BUDGET	YTD ACTUAL	MTD ACTUAL	ENCUMBRANCES	AVAILABLE BUDGET	PCT USE/COL
07707525 510600 LIFE INSURANCE	130.00	130.00	16.08	5.34	.00	113.92	12.4
07707525 510700 UNEMPLOYMENT INSUR	166.00	166.00	15.54	5.78	.00	150.46	9.4
07707525 510900 WORKER'S COMPENSAT	388.00	388.00	39.82	13.55	.00	348.18	10.3
07707525 520100 SUPPLIES/OTH OPER	1,500.00	1,500.00	811.99	406.59	678.38	9.63	99.4
07707525 522800 LAW BOOKS	200.00	200.00	.00	.00	200.00	.00	100.0
07707525 550300 TRAVEL AND TRAININ	5,100.00	5,100.00	2,435.00	845.00	.00	2,665.00	47.7
07707525 550500 ASSOCIATION DUES	310.00	310.00	180.00	180.00	.00	130.00	58.1
07707525 562200 CONTRACT SERVICES	48,200.00	48,200.00	17,240.00	7,848.75	.00	30,960.00	35.8
07707525 562203 CONTRACT SVCE-STUD	.00	15,000.00	.00	.00	.00	15,000.00	.0
TOTAL DISPUTE RESOLUTION	212,344.00	227,344.00	40,298.81	15,921.31	878.38	186,166.81	18.1%
TOTAL DOMESTIC RELATIONS OFFIC	.00	.00	9,456.83	-2,303.77	878.38	-10,335.21	100.0%
TOTAL REVENUES	-212,344.00	-227,344.00	-30,841.98	-18,225.08	.00	-196,502.02	
TOTAL EXPENSES	212,344.00	227,344.00	40,298.81	15,921.31	878.38	186,166.81	

**078 MEDIATION & MENTAL HEALTH GRAN**

**000 UNDEFINED**

078 420100 GRANT REVENUE	.00	-1,437.00	-1,437.23	.00	.00	.23	100.0
078 480000 IN-KIND REVENUE	.00	-809.00	-361.10	.00	.00	-447.90	44.6
078 807500 XFER FROM DISPUTE RESOL	.00	-151.00	-90.77	.00	.00	-60.23	60.1
TOTAL UNDEFINED	.00	-2,397.00	-1,889.10	.00	.00	-507.90	78.8%

**076 USDA AG MEDIATION GRANT**

07807625 520100 SUPPLIES/OTH OPER	.00	60.00	.00	.00	.00	60.00	.0
07807625 562200 CONTRACT SERVICES	.00	1,528.00	1,528.00	1,528.00	.00	.00	100.0
07807625 599000 IN-KIND EXPENSE	.00	809.00	361.10	.00	.00	447.90	44.6
TOTAL USDA AG MEDIATION GRANT	.00	2,397.00	1,889.10	1,528.00	.00	507.90	78.8%
TOTAL MEDIATION & MENTAL HEALT	.00	.00	.00	1,528.00	.00	.00	.0%
TOTAL REVENUES	.00	-2,397.00	-1,889.10	.00	.00	-507.90	
TOTAL EXPENSES	.00	2,397.00	1,889.10	1,528.00	.00	507.90	

**079 VENUE HOT & STVR TAX**

**000 UNDEFINED**

**BUDGET SUMMARIES REPORT**  
ACCOUNT SUMMARY REPORT DECEMBER 2022

FOR 2023 03

079	VENUE HOT & STVR TAX	ORIGINAL APPROP	REVISED BUDGET	YTD ACTUAL	MTD ACTUAL	ENCUMBRANCES	AVAILABLE BUDGET	PCT USE/COL
079 401200	HOT TAX	-2,000,000.00	-2,000,000.00	-429,862.69	-210,494.07	.00	-1,570,137.31	21.5
079 401400	HOT TAX PENALTY & INTER	-4,000.00	-4,000.00	-365.16	-365.16	.00	-3,634.84	9.1
079 401600	SHORT TERM VEHICLE RENT	-700,000.00	-700,000.00	-138,411.80	-66,000.67	.00	-561,588.20	19.8
079 401700	STVR PENALTY AND INTERE	-1,000.00	-1,000.00	-9.85	-9.85	.00	-990.15	1.0
079 470000	INTEREST INCOME	-30,000.00	-30,000.00	-57,462.72	-21,124.22	.00	27,462.72	191.5
079 489900	OTHER REVENUE	.00	.00	-473.77	9,326.65	.00	473.77	100.0
079 920800	XFER TO SPECIAL TAX REV	599,901.00	599,901.00	599,740.00	599,740.00	.00	161.00	100.0
079 930800	XFER TO VENUE CAPITAL P	.00	745,531.00	745,530.17	745,530.17	.00	.83	100.0
TOTAL UNDEFINED		-2,135,099.00	-1,389,568.00	718,684.18	1,056,602.85	.00	-2,108,252.18	-51.7%
<b>001 COMMISSIONERS' COURT</b>								
07900110 520100	SUPPLIES/OTH OPER	1,000.00	1,000.00	53.29	.00	.00	946.71	5.3
07900110 550300	TRAVEL AND TRAININ	2,500.00	2,500.00	.00	.00	.00	2,500.00	.0
07900110 561400	PROFESSIONAL SERVI	96,900.00	96,900.00	.00	.00	.00	96,900.00	.0
07900110 580100	INSURANCE AND BOND	1,000.00	1,000.00	.00	.00	.00	1,000.00	.0
07900110 599900	OTHER CHARGES	2,033,699.00	1,288,168.00	.00	.00	.00	1,288,168.00	.0
TOTAL COMMISSIONERS' COURT		2,135,099.00	1,389,568.00	53.29	.00	.00	1,389,514.71	.0%
TOTAL VENUE HOT & STVR TAX		.00	.00	718,737.47	1,056,602.85	.00	-718,737.47	100.0%
TOTAL REVENUES		-2,735,000.00	-2,735,000.00	-626,585.99	-288,667.32	.00	-2,108,414.01	
TOTAL EXPENSES		2,735,000.00	2,735,000.00	1,345,323.46	1,345,270.17	.00	1,389,676.54	
<b>081 LAW LIBRARY</b>								
<b>000 UNDEFINED</b>								
081 450900	COUNTY CLERK	-67,500.00	-67,500.00	-14,000.00	-4,655.00	.00	-53,500.00	20.7
081 451000	DISTRICT CLERK	-104,700.00	-104,700.00	-21,280.11	-7,277.63	.00	-83,419.89	20.3
081 470000	INTEREST INCOME	.00	.00	3.81	.00	.00	-3.81	100.0
081 484601	COPIES-NETWORK PRINTER	-200.00	-200.00	-38.40	-13.40	.00	-161.60	19.2
081 801100	XFER FROM GENERAL FUND	-28,710.00	-28,710.00	-28,710.00	-28,710.00	.00	.00	100.0
TOTAL UNDEFINED		-201,110.00	-201,110.00	-64,024.70	-40,656.03	.00	-137,085.30	31.8%
<b>081 LAW LIBRARY</b>								
08108125 500600	STAFF EMPLOYEES	58,543.00	58,543.00	14,185.58	4,728.54	.00	44,357.42	24.2

**BUDGET SUMMARIES REPORT**  
ACCOUNT SUMMARY REPORT DECEMBER 2022

FOR 2023 03

	ORIGINAL APPROP	REVISED BUDGET	YTD ACTUAL	MTD ACTUAL	ENCUMBRANCES	AVAILABLE BUDGET	PCT USE/COL
08108125 500800 TEMPORARY	5,688.00	5,688.00	652.50	236.25	.00	5,035.50	11.5
08108125 510100 FICA	3,598.00	3,598.00	901.33	301.20	.00	2,696.67	25.1
08108125 510200 MEDICARE	1,205.00	1,205.00	210.78	70.43	.00	994.22	17.5
08108125 510300 RETIREMENT	6,191.00	6,191.00	1,669.42	544.02	.00	4,521.58	27.0
08108125 510400 GROUP HEALTH INSUR	7,531.00	7,531.00	1,726.38	575.46	.00	5,804.62	22.9
08108125 510500 GROUP DENTAL INSUR	415.00	415.00	94.14	31.38	.00	320.86	22.7
08108125 510600 LIFE INSURANCE	60.00	60.00	13.44	4.48	.00	46.56	22.4
08108125 510700 UNEMPLOYMENT INSUR	53.00	53.00	15.55	5.70	.00	37.45	29.3
08108125 510900 WORKER'S COMPENSAT	473.00	473.00	124.65	41.71	.00	348.35	26.4
08108125 520100 SUPPLIES/OTH OPER	900.00	900.00	375.66	375.66	.00	524.34	41.7
08108125 550300 TRAVEL AND TRAININ	2,843.00	2,843.00	.00	.00	.00	2,843.00	.0
08108125 550500 ASSOCIATION DUES	326.00	326.00	.00	.00	.00	326.00	.0
08108125 561400 PROFESSIONAL SERVI	11,138.00	11,138.00	1,856.04	928.02	9,280.20	1.76	100.0
08108125 630200 BOOKS AND PERIODIC	102,146.00	102,146.00	58,886.20	4,570.00	43,219.10	40.70	100.0
TOTAL LAW LIBRARY	201,110.00	201,110.00	80,711.67	12,412.85	52,499.30	67,899.03	66.2%
TOTAL LAW LIBRARY	.00	.00	16,686.97	-28,243.18	52,499.30	-69,186.27	100.0%
TOTAL REVENUES	-201,110.00	-201,110.00	-64,024.70	-40,656.03	.00	-137,085.30	
TOTAL EXPENSES	201,110.00	201,110.00	80,711.67	12,412.85	52,499.30	67,899.03	
<b>083 ELECTION SERVICES</b>							
<b>000 UNDEFINED</b>							
083 453000 ELECTION SERVICES CONTR	-769,775.00	-769,775.00	-97,000.00	.00	.00	-672,775.00	12.6
TOTAL UNDEFINED	-769,775.00	-769,775.00	-97,000.00	.00	.00	-672,775.00	12.6%
<b>077 ELECTIONS</b>							
08307770 500600 STAFF EMPLOYEES	47,251.00	47,251.00	19,752.60	.00	.00	27,498.40	41.8
08307770 500700 OVERTIME COMPENSAT	47,250.00	47,250.00	27,082.29	.00	.00	20,167.71	57.3
08307770 500800 TEMPORARY	20,000.00	20,000.00	.00	.00	.00	20,000.00	.0
08307770 510100 FICA	7,099.00	7,099.00	2,772.20	.00	.00	4,326.80	39.1
08307770 510200 MEDICARE	1,735.00	1,735.00	648.36	.00	.00	1,086.64	37.4
08307770 510300 RETIREMENT	10,016.00	10,016.00	5,573.34	.00	.00	4,442.66	55.6
08307770 510400 GROUP HEALTH INSUR	.00	.00	5,788.89	.00	.00	-5,788.89	100.0
08307770 510500 GROUP DENTAL INSUR	.00	.00	292.40	.00	.00	-292.40	100.0

**BUDGET SUMMARIES REPORT**  
**ACCOUNT SUMMARY REPORT DECEMBER 2022**

FOR 2023 03

	ORIGINAL APPROP	REVISED BUDGET	YTD ACTUAL	MTD ACTUAL	ENCUMBRANCES	AVAILABLE BUDGET	PCT USE/COL
08307770 510600 LIFE INSURANCE	.00	.00	33.87	.00	.00	-33.87	100.0
08307770 510700 UNEMPLOYMENT INSUR	120.00	120.00	46.88	.00	.00	73.12	39.1
08307770 510900 WORKER'S COMPENSAT	303.00	303.00	1,788.44	.00	.00	-1,485.44	590.2
08307770 520100 SUPPLIES/OTH OPER	24,000.00	24,000.00	6,815.83	.00	.00	17,184.17	28.4
08307770 522500 POSTAGE	39,001.00	39,001.00	10,341.76	.00	.00	28,659.24	26.5
08307770 522900 PUBLICATIONS LEGAL	500.00	500.00	.00	.00	.00	500.00	.0
08307770 530200 VEHICLE OPERATION/	4,500.00	4,500.00	457.33	457.33	2,542.67	1,500.00	66.7
08307770 550300 TRAVEL AND TRAININ	10,000.00	10,000.00	.00	.00	.00	10,000.00	.0
08307770 561400 PROFESSIONAL SERVI	18,000.00	18,000.00	.00	.00	.00	18,000.00	.0
08307770 562200 CONTRACT SERVICES	500,000.00	500,000.00	284,708.02	46,300.03	100,291.98	115,000.00	77.0
08307770 570100 RENTALS AND LEASES	40,000.00	40,000.00	11,955.39	11,955.39	8,044.61	20,000.00	50.0
TOTAL ELECTIONS	769,775.00	769,775.00	378,057.60	58,712.75	110,879.26	280,838.14	63.5%
TOTAL ELECTION SERVICES	.00	.00	281,057.60	58,712.75	110,879.26	-391,936.86	100.0%
TOTAL REVENUES	-769,775.00	-769,775.00	-97,000.00	.00	.00	-672,775.00	
TOTAL EXPENSES	769,775.00	769,775.00	378,057.60	58,712.75	110,879.26	280,838.14	
<b>084 HELP AMERICA VOTE ACT</b>							
<b>000 UNDEFINED</b>							
084 420100 GRANT REVENUE	-4,024,697.00	-4,024,697.00	-325.64	.00	.00	-4,024,371.36	.0
TOTAL UNDEFINED	-4,024,697.00	-4,024,697.00	-325.64	.00	.00	-4,024,371.36	.0%
<b>077 ELECTIONS</b>							
08407770 523100 NON-CAPITAL EQUIPM	4,024,697.00	4,024,697.00	.00	.00	.00	4,024,697.00	.0
TOTAL ELECTIONS	4,024,697.00	4,024,697.00	.00	.00	.00	4,024,697.00	.0%
TOTAL HELP AMERICA VOTE ACT	.00	.00	-325.64	.00	.00	325.64	100.0%
TOTAL REVENUES	-4,024,697.00	-4,024,697.00	-325.64	.00	.00	-4,024,371.36	
TOTAL EXPENSES	4,024,697.00	4,024,697.00	.00	.00	.00	4,024,697.00	
<b>085 ELECTION ADMINISTRATION</b>							
<b>000 UNDEFINED</b>							
085 453000 ELECTION SERVICES CONTR	-64,000.00	-64,000.00	.00	.00	.00	-64,000.00	.0

**BUDGET SUMMARIES REPORT**  
ACCOUNT SUMMARY REPORT DECEMBER 2022

FOR 2023 03

085	ELECTION ADMINISTRATION	ORIGINAL APPROP	REVISED BUDGET	YTD ACTUAL	MTD ACTUAL	ENCUMBRANCES	AVAILABLE BUDGET	PCT USE/COL
085 470000	INTEREST INCOME	.00	.00	-506.39	.00	.00	506.39	100.0
	TOTAL UNDEFINED	-64,000.00	-64,000.00	-506.39	.00	.00	-63,493.61	.8%

**077 ELECTIONS**

08507770 523100	NON-CAPITAL EQUIPM	14,900.00	14,900.00	.00	.00	.00	14,900.00	.0
08507770 530800	SOFTWARE MAINTENAN	20,000.00	20,000.00	19,337.00	.00	.00	663.00	96.7
08507770 550300	TRAVEL AND TRAININ	29,100.00	29,100.00	1,701.59	1,701.59	74.06	27,324.35	6.1
	TOTAL ELECTIONS	64,000.00	64,000.00	21,038.59	1,701.59	74.06	42,887.35	33.0%
	TOTAL ELECTION ADMINISTRATION	.00	.00	20,532.20	1,701.59	74.06	-20,606.26	100.0%
	TOTAL REVENUES	-64,000.00	-64,000.00	-506.39	.00	.00	-63,493.61	
	TOTAL EXPENSES	64,000.00	64,000.00	21,038.59	1,701.59	74.06	42,887.35	

**086 ELECTION EQUIPMENT**

**000 UNDEFINED**

086 453000	ELECTION SERVICES CONTR	-75,000.00	-75,000.00	.00	.00	.00	-75,000.00	.0
086 470000	INTEREST INCOME	.00	.00	-640.14	.00	.00	640.14	100.0
086 736100	DRAW FROM RESERVES	-100.00	-100.00	.00	.00	.00	-100.00	.0
	TOTAL UNDEFINED	-75,100.00	-75,100.00	-640.14	.00	.00	-74,459.86	.9%

**077 ELECTIONS**

08607770 530100	EQUIPMENT OPER/MAI	75,100.00	75,100.00	.00	.00	.00	75,100.00	.0
	TOTAL ELECTIONS	75,100.00	75,100.00	.00	.00	.00	75,100.00	.0%
	TOTAL ELECTION EQUIPMENT	.00	.00	-640.14	.00	.00	640.14	100.0%
	TOTAL REVENUES	-75,100.00	-75,100.00	-640.14	.00	.00	-74,459.86	
	TOTAL EXPENSES	75,100.00	75,100.00	.00	.00	.00	75,100.00	

**090 DIST CLK RECORDS MGT. AND PRES**

**000 UNDEFINED**

**BUDGET SUMMARIES REPORT**  
**ACCOUNT SUMMARY REPORT DECEMBER 2022**

FOR 2023 03

090	DIST CLK RECORDS MGT. AND PRES	ORIGINAL APPROP	REVISED BUDGET	YTD ACTUAL	MTD ACTUAL	ENCUMBRANCES	AVAILABLE BUDGET	PCT USE/COL
090 431200	DISTRICT CLERK RECORDS	-18,800.00	-18,800.00	-143.64	-44.87	.00	-18,656.36	.8
090 470000	INTEREST INCOME	-600.00	-600.00	-128.28	.00	.00	-471.72	21.4
090 736100	DRAW FROM RESERVES	-23,902.00	-23,902.00	.00	.00	.00	-23,902.00	.0
TOTAL UNDEFINED		-43,302.00	-43,302.00	-271.92	-44.87	.00	-43,030.08	.6%
<b>023 DISTRICT CLERK</b>								
09002320 500800	TEMPORARY	22,201.00	22,201.00	2,777.50	945.00	.00	19,423.50	12.5
09002320 510100	FICA	1,277.00	1,277.00	172.21	58.59	.00	1,104.79	13.5
09002320 510200	MEDICARE	299.00	299.00	40.27	13.70	.00	258.73	13.5
09002320 510700	UNEMPLOYMENT INSUR	16.00	16.00	2.91	1.07	.00	13.09	18.2
09002320 510900	WORKER'S COMPENSAT	9.00	9.00	7.50	2.55	.00	1.50	83.3
09002320 520100	SUPPLIES/OTH OPER	19,500.00	19,500.00	1,183.00	520.00	15,212.00	3,105.00	84.1
TOTAL DISTRICT CLERK		43,302.00	43,302.00	4,183.39	1,540.91	15,212.00	23,906.61	44.8%
TOTAL DIST CLK RECORDS MGT. AN		.00	.00	3,911.47	1,496.04	15,212.00	-19,123.47	100.0%
TOTAL REVENUES		-43,302.00	-43,302.00	-271.92	-44.87	.00	-43,030.08	
TOTAL EXPENSES		43,302.00	43,302.00	4,183.39	1,540.91	15,212.00	23,906.61	
<b>091 CTY CLK RECORDS MGT. AND PRES</b>								
<b>000 UNDEFINED</b>								
091 431200	COUNTY CLERK RECORDS MG	-545,725.00	-545,725.00	-107,025.04	-36,431.62	.00	-438,699.96	19.6
091 470000	INTEREST INCOME	-10,000.00	-10,000.00	-10,772.37	.00	.00	772.37	107.7
091 736100	DRAW FROM RESERVES	-92,733.00	-92,733.00	.00	.00	.00	-92,733.00	.0
TOTAL UNDEFINED		-648,458.00	-648,458.00	-117,797.41	-36,431.62	.00	-530,660.59	18.2%
<b>003 COUNTY CLERK</b>								
09100310 500600	STAFF EMPLOYEES	105,000.00	105,000.00	2,869.26	.00	.00	102,130.74	2.7
09100310 500700	OVERTIME COMPENSAT	1,000.00	1,000.00	.00	.00	.00	1,000.00	.0
09100310 500900	PART TIME POSITION	40,000.00	40,000.00	.00	.00	.00	40,000.00	.0



**BUDGET SUMMARIES REPORT**  
ACCOUNT SUMMARY REPORT DECEMBER 2022

FOR 2023 03

	ORIGINAL APPROP	REVISED BUDGET	YTD ACTUAL	MTD ACTUAL	ENCUMBRANCES	AVAILABLE BUDGET	PCT USE/COL
09100310 510100 FICA	8,899.00	8,899.00	174.37	.00	.00	8,724.63	2.0
09100310 510200 MEDICARE	2,082.00	2,082.00	40.78	.00	.00	2,041.22	2.0
09100310 510300 RETIREMENT	15,947.00	15,947.00	341.44	.00	.00	15,605.56	2.1
09100310 510400 GROUP HEALTH INSUR	15,062.00	15,062.00	575.46	.00	.00	14,486.54	3.8
09100310 510500 GROUP DENTAL INSUR	830.00	830.00	31.38	.00	.00	798.62	3.8
09100310 510600 LIFE INSURANCE	120.00	120.00	4.48	.00	.00	115.52	3.7
09100310 510700 UNEMPLOYMENT INSUR	130.00	130.00	2.87	.00	.00	127.13	2.2
09100310 510900 WORKER'S COMPENSAT	388.00	388.00	7.74	.00	.00	380.26	2.0
09100310 520100 SUPPLIES/OTH OPER	34,000.00	34,000.00	.00	.00	.00	34,000.00	.0
09100310 530100 EQUIPMENT OPER/MAI	15,000.00	15,000.00	.00	.00	.00	15,000.00	.0
09100310 561400 PROFESSIONAL SERVI	210,000.00	210,000.00	.00	.00	.00	210,000.00	.0
09100310 562200 CONTRACT SERVICES	200,000.00	200,000.00	.00	.00	.00	200,000.00	.0
TOTAL COUNTY CLERK	648,458.00	648,458.00	4,047.78	.00	.00	644,410.22	.6%
TOTAL CTY CLK RECORDS MGT. AND	.00	.00	-113,749.63	-36,431.62	.00	113,749.63	100.0%
TOTAL REVENUES	-648,458.00	-648,458.00	-117,797.41	-36,431.62	.00	-530,660.59	
TOTAL EXPENSES	648,458.00	648,458.00	4,047.78	.00	.00	644,410.22	
<b>092 CTY RECORDS MGT. AND PRES</b>							
<b>000 UNDEFINED</b>							
092 431400 COUNTY RECORDS MGT. & P	-58,000.00	-58,000.00	-35,366.48	-11,665.53	.00	-22,633.52	61.0
092 470000 INTEREST INCOME	-6,000.00	-6,000.00	-914.23	.00	.00	-5,085.77	15.2
092 736100 DRAW FROM RESERVES	-22,201.00	-22,201.00	.00	.00	.00	-22,201.00	.0
TOTAL UNDEFINED	-86,201.00	-86,201.00	-36,280.71	-11,665.53	.00	-49,920.29	42.1%
<b>001 COMMISSIONERS' COURT</b>							
09200110 500600 STAFF EMPLOYEES	57,730.00	57,730.00	13,230.02	4,410.01	.00	44,499.98	22.9
09200110 510100 FICA	3,554.00	3,554.00	739.97	246.66	.00	2,814.03	20.8
09200110 510200 MEDICARE	832.00	832.00	173.04	57.68	.00	658.96	20.8
09200110 510300 RETIREMENT	6,369.00	6,369.00	1,556.98	507.38	.00	4,812.02	24.4
09200110 510400 GROUP HEALTH INSUR	7,531.00	7,531.00	2,321.28	773.76	.00	5,209.72	30.8
09200110 510500 GROUP DENTAL INSUR	415.00	415.00	106.62	35.54	.00	308.38	25.7
09200110 510600 LIFE INSURANCE	60.00	60.00	13.44	4.48	.00	46.56	22.4
09200110 510700 UNEMPLOYMENT INSUR	51.00	51.00	13.92	5.08	.00	37.08	27.3

**BUDGET SUMMARIES REPORT**  
ACCOUNT SUMMARY REPORT DECEMBER 2022

FOR 2023 03

	ORIGINAL APPROP	REVISED BUDGET	YTD ACTUAL	MTD ACTUAL	ENCUMBRANCES	AVAILABLE BUDGET	PCT USE/COL
09200110 510900 WORKER'S COMPENSAT	466.00	466.00	111.12	37.04	.00	354.88	23.8
09200110 520100 SUPPLIES/OTH OPER	6,193.00	6,193.00	.00	.00	.00	6,193.00	.0
09200110 550300 TRAVEL AND TRAININ	3,000.00	3,000.00	.00	.00	.00	3,000.00	.0
TOTAL COMMISSIONERS' COURT	86,201.00	86,201.00	18,266.39	6,077.63	.00	67,934.61	21.2%
TOTAL CTY RECORDS MGT. AND PRE	.00	.00	-18,014.32	-5,587.90	.00	18,014.32	100.0%
TOTAL REVENUES	-86,201.00	-86,201.00	-36,280.71	-11,665.53	.00	-49,920.29	
TOTAL EXPENSES	86,201.00	86,201.00	18,266.39	6,077.63	.00	67,934.61	
<b>093 COURTHOUSE SECURITY</b>							
<b>000 UNDEFINED</b>							
093 431510 COURTHOUSE SECURITY FEE	-115,111.00	-115,111.00	-36,314.10	-12,192.52	.00	-78,796.90	31.5
093 470000 INTEREST INCOME	-60.00	-60.00	-203.84	.00	.00	143.84	339.7
TOTAL UNDEFINED	-115,171.00	-115,171.00	-36,517.94	-12,192.52	.00	-78,653.06	31.7%
<b>046 SHERIFF</b>							
09304630 500600 STAFF EMPLOYEES	67,404.00	67,404.00	33,816.98	11,405.98	.00	33,587.02	50.2
09304630 500700 OVERTIME COMPENSAT	3,000.00	3,000.00	.00	.00	.00	3,000.00	.0
09304630 501300 LONGEVITY	1,180.00	1,180.00	179.40	59.80	.00	1,000.60	15.2
09304630 510100 FICA	4,277.00	4,277.00	2,043.46	688.95	.00	2,233.54	47.8
09304630 510200 MEDICARE	1,001.00	1,001.00	477.90	161.13	.00	523.10	47.7
09304630 510300 RETIREMENT	7,303.00	7,303.00	4,000.71	1,319.57	.00	3,302.29	54.8
09304630 510400 GROUP HEALTH INSUR	11,071.00	11,071.00	4,204.87	1,408.48	.00	6,866.13	38.0
09304630 510500 GROUP DENTAL INSUR	610.00	610.00	257.68	86.27	.00	352.32	42.2
09304630 510600 LIFE INSURANCE	88.00	88.00	32.77	10.98	.00	55.23	37.2
09304630 510700 UNEMPLOYMENT INSUR	63.00	63.00	35.70	13.17	.00	27.30	56.7
09304630 510900 WORKER'S COMPENSAT	4,130.00	4,130.00	1,434.68	483.86	.00	2,695.32	34.7
09304630 520100 SUPPLIES/OTH OPER	4,200.00	4,200.00	.00	.00	1,500.00	2,700.00	35.7
09304630 522400 UNIFORMS	5,844.00	5,844.00	42.74	8.32	5,757.26	44.00	99.2
09304630 550300 TRAVEL AND TRAININ	5,000.00	5,000.00	.00	.00	.00	5,000.00	.0
TOTAL SHERIFF	115,171.00	115,171.00	46,526.89	15,646.51	7,257.26	61,386.85	46.7%
TOTAL COURTHOUSE SECURITY	.00	.00	10,008.95	3,453.99	7,257.26	-17,266.21	100.0%
TOTAL REVENUES	-115,171.00	-115,171.00	-36,517.94	-12,192.52	.00	-78,653.06	
TOTAL EXPENSES	115,171.00	115,171.00	46,526.89	15,646.51	7,257.26	61,386.85	

**BUDGET SUMMARIES REPORT**  
ACCOUNT SUMMARY REPORT DECEMBER 2022

FOR 2023 03

094	COURT RECORD PRESERVATION	ORIGINAL APPROP	REVISED BUDGET	YTD ACTUAL	MTD ACTUAL	ENCUMBRANCES	AVAILABLE BUDGET	PCT USE/COL
<b>094 COURT RECORD PRESERVATION</b>								
<b>000 UNDEFINED</b>								
094 430500	COUNTY CLERK COURT RECO	-20,000.00	-20,000.00	.00	.00	.00	-20,000.00	.0
094 432600	DISTRICT CLERK COURT RE	-28,000.00	-28,000.00	-61.16	-10.04	.00	-27,938.84	.2
094 470000	INTEREST INCOME	-600.00	-600.00	-601.71	.00	.00	1.71	100.3
TOTAL UNDEFINED		-48,600.00	-48,600.00	-662.87	-10.04	.00	-47,937.13	1.4%
<b>001 COMMISSIONERS' COURT</b>								
09400110 520200	SUPPLIES/OTH OPER	10,000.00	10,000.00	.00	.00	500.00	9,500.00	5.0
09400110 520300	SUPPLIES/OTH OPER	10,000.00	10,000.00	.00	.00	.00	10,000.00	.0
09400110 530400	EQUIPMENT OPER/MAI	5,000.00	5,000.00	.00	.00	.00	5,000.00	.0
09400110 561403	PROFESSIONAL SERVI	3,600.00	3,600.00	.00	.00	.00	3,600.00	.0
09400110 562500	CONTRACT SERVICES	20,000.00	20,000.00	.00	.00	19,061.06	938.94	95.3
TOTAL COMMISSIONERS' COURT		48,600.00	48,600.00	.00	.00	19,561.06	29,038.94	40.2%
TOTAL COURT RECORD PRESERVATIO		.00	.00	-662.87	-10.04	19,561.06	-18,898.19	100.0%
TOTAL REVENUES		-48,600.00	-48,600.00	-662.87	-10.04	.00	-47,937.13	
TOTAL EXPENSES		48,600.00	48,600.00	.00	.00	19,561.06	29,038.94	
<b>095 LOCAL TRUANCY PREVENT &amp; DIVERS</b>								
<b>000 UNDEFINED</b>								
095 435500	TRUANCY PREVENTION	-20,000.00	-20,000.00	-2,867.67	-942.51	.00	-17,132.33	14.3
095 470000	INTEREST INCOME	-15.00	-15.00	-82.95	.00	.00	67.95	553.0
TOTAL UNDEFINED		-20,015.00	-20,015.00	-2,950.62	-942.51	.00	-17,064.38	14.7%
<b>001 COMMISSIONERS' COURT</b>								
09500110 562200	CONTRACT SERVICES	20,015.00	20,015.00	40.00	.00	.00	19,975.00	.2

**BUDGET SUMMARIES REPORT**  
ACCOUNT SUMMARY REPORT DECEMBER 2022

FOR 2023 03

	ORIGINAL APPROP	REVISED BUDGET	YTD ACTUAL	MTD ACTUAL	ENCUMBRANCES	AVAILABLE BUDGET	PCT USE/COL
TOTAL COMMISSIONERS' COURT	20,015.00	20,015.00	40.00	.00	.00	19,975.00	.2%
TOTAL LOCAL TRUANCY PREVENT &	.00	.00	-2,910.62	-942.51	.00	2,910.62	100.0%
TOTAL REVENUES	-20,015.00	-20,015.00	-2,950.62	-942.51	.00	-17,064.38	
TOTAL EXPENSES	20,015.00	20,015.00	40.00	.00	.00	19,975.00	
<b>096 HISTORICAL COMMISSION</b>							
<b>000 UNDEFINED</b>							
096 470000 INTEREST INCOME	-100.00	-100.00	-32.57	.00	.00	-67.43	32.6
096 472000 ROYALTIES & DONATIONS	-500.00	-500.00	.00	.00	.00	-500.00	.0
096 736100 DRAW FROM RESERVES	-12,150.00	-12,150.00	.00	.00	.00	-12,150.00	.0
096 801100 XFER FROM GENERAL FUND	-5,550.00	-5,550.00	-5,550.00	-5,550.00	.00	.00	100.0
TOTAL UNDEFINED	-18,300.00	-18,300.00	-5,582.57	-5,550.00	.00	-12,717.43	30.5%
<b>001 COMMISSIONERS' COURT</b>							
09600110 520100 SUPPLIES/OTH OPER	1,500.00	1,500.00	217.07	.00	.00	1,282.93	14.5
09600110 523100 NON-CAPITAL EQUIPM	16,100.00	16,100.00	2,300.00	.00	.00	13,800.00	14.3
09600110 550300 TRAVEL AND TRAININ	700.00	700.00	.00	.00	.00	700.00	.0
TOTAL COMMISSIONERS' COURT	18,300.00	18,300.00	2,517.07	.00	.00	15,782.93	13.8%
TOTAL HISTORICAL COMMISSION	.00	.00	-3,065.50	-5,550.00	.00	3,065.50	100.0%
TOTAL REVENUES	-18,300.00	-18,300.00	-5,582.57	-5,550.00	.00	-12,717.43	
TOTAL EXPENSES	18,300.00	18,300.00	2,517.07	.00	.00	15,782.93	
<b>097 CHILD ABUSE PREVENTION</b>							
<b>000 UNDEFINED</b>							
097 430100 CO CHILD ABUSE PREVENTI	-1,500.00	-1,500.00	-49.33	-2.57	.00	-1,450.67	3.3
097 470000 INTEREST INCOME	-25.00	-25.00	-10.16	.00	.00	-14.84	40.6

**BUDGET SUMMARIES REPORT**  
ACCOUNT SUMMARY REPORT DECEMBER 2022

FOR 2023 03

097	CHILD ABUSE PREVENTION	ORIGINAL APPROP	REVISED BUDGET	YTD ACTUAL	MTD ACTUAL	ENCUMBRANCES	AVAILABLE BUDGET	PCT USE/COL
	TOTAL UNDEFINED	-1,525.00	-1,525.00	-59.49	-2.57	.00	-1,465.51	3.9%
<b>001 COMMISSIONERS' COURT</b>								
09700110	562200 CONTRACT SERVICES	1,525.00	1,525.00	.00	.00	.00	1,525.00	.0
	TOTAL COMMISSIONERS' COURT	1,525.00	1,525.00	.00	.00	.00	1,525.00	.0%
	TOTAL CHILD ABUSE PREVENTION	.00	.00	-59.49	-2.57	.00	59.49	100.0%
	TOTAL REVENUES	-1,525.00	-1,525.00	-59.49	-2.57	.00	-1,465.51	
	TOTAL EXPENSES	1,525.00	1,525.00	.00	.00	.00	1,525.00	
<b>099 CTY/DIST COURT TECHNOLOGY</b>								
<b>000 UNDEFINED</b>								
099	430510 COUNTY COURT TECHNOLOGY	-500.00	-500.00	-417.38	-115.31	.00	-82.62	83.5
099	432610 DISTRICT COURT TECHNOLO	-2,800.00	-2,800.00	-515.22	-168.64	.00	-2,284.78	18.4
099	470000 INTEREST INCOME	-300.00	-300.00	-168.71	.00	.00	-131.29	56.2
099	736100 DRAW FROM RESERVES	-900.00	-900.00	.00	.00	.00	-900.00	.0
	TOTAL UNDEFINED	-4,500.00	-4,500.00	-1,101.31	-283.95	.00	-3,398.69	24.5%
<b>001 COMMISSIONERS' COURT</b>								
09900110	530100 EQUIPMENT OPER/MAI	4,500.00	4,500.00	.00	.00	.00	4,500.00	.0
	TOTAL COMMISSIONERS' COURT	4,500.00	4,500.00	.00	.00	.00	4,500.00	.0%
	TOTAL CTY/DIST COURT TECHNOLOG	.00	.00	-1,101.31	-283.95	.00	1,101.31	100.0%
	TOTAL REVENUES	-4,500.00	-4,500.00	-1,101.31	-283.95	.00	-3,398.69	
	TOTAL EXPENSES	4,500.00	4,500.00	.00	.00	.00	4,500.00	
<b>102 DIST COURT RECORDS TECHNOLOGY</b>								
<b>000 UNDEFINED</b>								
102	437310 DISTRICT COURT RECORDS	-20,000.00	-20,000.00	-159.64	-40.11	.00	-19,840.36	.8

**BUDGET SUMMARIES REPORT**  
ACCOUNT SUMMARY REPORT DECEMBER 2022

FOR 2023 03

102	DIST COURT RECORDS TECHNOLOGY	ORIGINAL APPROP	REVISED BUDGET	YTD ACTUAL	MTD ACTUAL	ENCUMBRANCES	AVAILABLE BUDGET	PCT USE/COL
102 470000	INTEREST INCOME	-500.00	-500.00	-235.71	.00	.00	-264.29	47.1
102 736100	DRAW FROM RESERVES	-39,500.00	-39,500.00	.00	.00	.00	-39,500.00	.0
TOTAL UNDEFINED		-60,000.00	-60,000.00	-395.35	-40.11	.00	-59,604.65	.7%

**023 DISTRICT CLERK**

10202320	562200 CONTRACT SERVICES	60,000.00	60,000.00	.00	.00	57,183.19	2,816.81	95.3
TOTAL DISTRICT CLERK		60,000.00	60,000.00	.00	.00	57,183.19	2,816.81	95.3%
TOTAL DIST COURT RECORDS TECHN		.00	.00	-395.35	-40.11	57,183.19	-56,787.84	100.0%
TOTAL REVENUES		-60,000.00	-60,000.00	-395.35	-40.11	.00	-59,604.65	
TOTAL EXPENSES		60,000.00	60,000.00	.00	.00	57,183.19	2,816.81	

**103 COUNTY CLERK RECORDS ARCHIVES**

**000 UNDEFINED**

103 437300	COUNTY CLERK RECORDS AR	-550,000.00	-550,000.00	-105,990.00	-36,140.00	.00	-444,010.00	19.3
103 470000	INTEREST INCOME	-10,000.00	-10,000.00	-7,746.04	.00	.00	-2,253.96	77.5
103 736100	DRAW FROM RESERVES	-920,000.00	-920,000.00	.00	.00	.00	-920,000.00	.0
TOTAL UNDEFINED		-1,480,000.00	-1,480,000.00	-113,736.04	-36,140.00	.00	-1,366,263.96	7.7%

**003 COUNTY CLERK**

10300310	561400 PROFESSIONAL SERVI	780,000.00	780,000.00	.00	.00	187,553.40	592,446.60	24.0
10300310	562200 CONTRACT SERVICES	700,000.00	700,000.00	6,728.80	2,653.20	55,693.60	637,577.60	8.9
TOTAL COUNTY CLERK		1,480,000.00	1,480,000.00	6,728.80	2,653.20	243,247.00	1,230,024.20	16.9%
TOTAL COUNTY CLERK RECORDS ARC		.00	.00	-107,007.24	-33,486.80	243,247.00	-136,239.76	100.0%
TOTAL REVENUES		-1,480,000.00	-1,480,000.00	-113,736.04	-36,140.00	.00	-1,366,263.96	
TOTAL EXPENSES		1,480,000.00	1,480,000.00	6,728.80	2,653.20	243,247.00	1,230,024.20	

**105 COMMUNITY/ECONOMIC DEV PRG**

**000 UNDEFINED**

**BUDGET SUMMARIES REPORT**  
ACCOUNT SUMMARY REPORT DECEMBER 2022

FOR 2023 03

105	COMMUNITY/ECONOMIC DEV PRG	ORIGINAL APPROP	REVISED BUDGET	YTD ACTUAL	MTD ACTUAL	ENCUMBRANCES	AVAILABLE BUDGET	PCT USE/COL
105 420300	STATE GRANT REVENUE	-16,000.00	-16,000.00	.00	.00	.00	-16,000.00	.0
105 470000	INTEREST INCOME	-700.00	-700.00	-1,204.38	.00	.00	504.38	172.1
105 736100	DRAW FROM RESERVES	-8,010.00	-8,010.00	.00	.00	.00	-8,010.00	.0
TOTAL UNDEFINED		-24,710.00	-24,710.00	-1,204.38	.00	.00	-23,505.62	4.9%
<b>002 COUNTY JUDGE</b>								
10500210 520100	SUPPLIES/OTH OPER	.00	20,000.00	.00	.00	.00	20,000.00	.0
10500210 561400	PROFESSIONAL SERVI	24,710.00	24,710.00	1,500.00	.00	5,500.00	17,710.00	28.3
10500210 562200	CONTRACT SERVICES	.00	40,000.00	.00	.00	.00	40,000.00	.0
TOTAL COUNTY JUDGE		24,710.00	84,710.00	1,500.00	.00	5,500.00	77,710.00	8.3%
TOTAL COMMUNITY/ECONOMIC DEV P		.00	60,000.00	295.62	.00	5,500.00	54,204.38	9.7%
TOTAL REVENUES		-24,710.00	-24,710.00	-1,204.38	.00	.00	-23,505.62	
TOTAL EXPENSES		24,710.00	84,710.00	1,500.00	.00	5,500.00	77,710.00	
<b>106 AMERICAN RESCUE PLAN ACT</b>								
<b>000 UNDEFINED</b>								
106 420100	GRANT REVENUE	-34,372,468.00	-29,698,352.00	-29,636,114.77	.00	.00	-62,237.23	99.8
106 470000	INTEREST INCOME	.00	.00	-383,946.93	.00	.00	383,946.93	100.0
106 902000	XFER TO CONSOLIDATED R	4,000,000.00	4,000,000.00	.00	.00	.00	4,000,000.00	.0
TOTAL UNDEFINED		-30,372,468.00	-25,698,352.00	-30,020,061.70	.00	.00	4,321,709.70	116.8%
<b>001 COMMISSIONERS' COURT</b>								
10600110 500600	STAFF EMPLOYEES	470,184.00	470,184.00	18,415.38	6,138.47	.00	451,768.62	3.9
10600110 510100	FICA	29,402.00	29,402.00	1,073.06	357.97	.00	28,328.94	3.6
10600110 510200	MEDICARE	6,876.00	6,876.00	250.96	83.72	.00	6,625.04	3.6
10600110 510300	RETIREMENT	55,975.00	55,975.00	2,167.19	706.23	.00	53,807.81	3.9
10600110 510400	GROUP HEALTH INSUR	31,325.00	31,325.00	1,726.38	575.46	.00	29,598.62	5.5
10600110 510500	GROUP DENTAL INSUR	1,934.00	1,934.00	106.62	35.54	.00	1,827.38	5.5

**BUDGET SUMMARIES REPORT**  
ACCOUNT SUMMARY REPORT DECEMBER 2022

FOR 2023 03

	ORIGINAL APPROP	REVISED BUDGET	YTD ACTUAL	MTD ACTUAL	ENCUMBRANCES	AVAILABLE BUDGET	PCT USE/COL
10600110 510600 LIFE INSURANCE	251.00	251.00	13.44	4.48	.00	237.56	5.4
10600110 510700 UNEMPLOYMENT INSUR	416.00	416.00	19.34	7.06	.00	396.66	4.6
10600110 510900 WORKER'S COMPENSAT	1,269.00	1,269.00	49.74	16.58	.00	1,219.26	3.9
10600110 520100 SUPPLIES/OTH OPER	.00	541,349.00	.00	.00	388,199.08	153,149.92	71.7
10600110 523100 NON-CAPITAL EQUIPM	102,393.00	1,127,973.00	.00	.00	761,885.66	366,087.34	67.5
10600110 530100 EQUIPMENT OPER/MAI	118,614.00	129,236.00	.00	.00	.00	129,236.00	.0
10600110 561400 PROFESSIONAL SERVI	19,275,086.00	7,703,403.00	55,310.50	9,963.00	266,311.10	7,381,781.40	4.2
10600110 562200 CONTRACT SERVICES	10,000,000.00	10,000,000.00	.00	.00	.00	10,000,000.00	.0
10600110 599916 ARPA REVENUE REPLA	.00	5,397,419.00	.00	.00	.00	5,397,419.00	.0
10600110 620500 OTHER IMPROVEMENTS	118,763.00	118,763.00	68,920.00	67,810.00	2,975.00	46,868.00	60.5
10600110 660500 CAPITAL OUTLAY TEC	100,000.00	22,597.00	.00	.00	.00	22,597.00	.0
10600110 661060 CAPITAL OUTLAY-ARP	59,980.00	59,980.00	.00	.00	58,395.00	1,585.00	97.4
TOTAL COMMISSIONERS' COURT	30,372,468.00	25,698,352.00	148,052.61	85,698.51	1,477,765.84	24,072,533.55	6.3%
TOTAL AMERICAN RESCUE PLAN ACT	.00	.00	-29,872,009.09	85,698.51	1,477,765.84	28,394,243.25	100.0%
TOTAL REVENUES	-34,372,468.00	-29,698,352.00	-30,020,061.70	.00	.00	321,709.70	
TOTAL EXPENSES	34,372,468.00	29,698,352.00	148,052.61	85,698.51	1,477,765.84	28,072,533.55	

108 JP1 JUSTICE COURT TECHNOLOGY

000 UNDEFINED

108 430120 JUDICIAL TECH FUND FEE-	-6,500.00	-6,500.00	-1,131.35	-381.67	.00	-5,368.65	17.4
108 470000 INTEREST INCOME	-300.00	-300.00	-126.94	.00	.00	-173.06	42.3
108 736100 DRAW FROM RESERVES	-22,001.00	-22,001.00	.00	.00	.00	-22,001.00	.0
TOTAL UNDEFINED	-28,801.00	-28,801.00	-1,258.29	-381.67	.00	-27,542.71	4.4%

001 COMMISSIONERS' COURT

10800120 500800 TEMPORARY	17,000.00	17,000.00	.00	.00	.00	17,000.00	.0
10800120 510100 FICA	1,054.00	1,054.00	.00	.00	.00	1,054.00	.0
10800120 510200 MEDICARE	247.00	247.00	.00	.00	.00	247.00	.0
10800120 520100 SUPPLIES/OTH OPER	500.00	500.00	.00	.00	.00	500.00	.0
10800120 523100 NON-CAPITAL EQUIPM	4,500.00	4,500.00	.00	.00	.00	4,500.00	.0
10800120 540100 COMMUNICATIONS - M	4,000.00	4,000.00	270.64	270.64	2,729.36	1,000.00	75.0
10800120 550300 TRAVEL AND TRAININ	1,500.00	1,500.00	.00	.00	.00	1,500.00	.0
TOTAL COMMISSIONERS' COURT	28,801.00	28,801.00	270.64	270.64	2,729.36	25,801.00	10.4%



**BUDGET SUMMARIES REPORT**  
ACCOUNT SUMMARY REPORT DECEMBER 2022

FOR 2023 03

	ORIGINAL APPROP	REVISED BUDGET	YTD ACTUAL	MTD ACTUAL	ENCUMBRANCES	AVAILABLE BUDGET	PCT USE/COL
TOTAL JP1 JUSTICE COURT TECHNO	.00	.00	-987.65	-111.03	2,729.36	-1,741.71	100.0%
TOTAL REVENUES	-28,801.00	-28,801.00	-1,258.29	-381.67	.00	-27,542.71	
TOTAL EXPENSES	28,801.00	28,801.00	270.64	270.64	2,729.36	25,801.00	
<b>109 JP2 JUSTICE COURT TECHNOLOGY</b>							
<b>000 UNDEFINED</b>							
109 430210 JUDICIAL TECH FUND FEE-	-2,000.00	-2,000.00	-347.11	-127.86	.00	-1,652.89	17.4
109 470000 INTEREST INCOME	-333.00	-333.00	-200.77	.00	.00	-132.23	60.3
109 736100 DRAW FROM RESERVES	-17,667.00	-17,667.00	.00	.00	.00	-17,667.00	.0
TOTAL UNDEFINED	-20,000.00	-20,000.00	-547.88	-127.86	.00	-19,452.12	2.7%
<b>001 COMMISSIONERS' COURT</b>							
10900120 520100 SUPPLIES/OTH OPER	7,500.00	7,500.00	.00	.00	.00	7,500.00	.0
10900120 523000 NON-CAPITAL SOFTWA	7,500.00	7,500.00	.00	.00	.00	7,500.00	.0
10900120 550300 TRAVEL AND TRAININ	5,000.00	5,000.00	.00	.00	.00	5,000.00	.0
TOTAL COMMISSIONERS' COURT	20,000.00	20,000.00	.00	.00	.00	20,000.00	.0%
TOTAL JP2 JUSTICE COURT TECHNO	.00	.00	-547.88	-127.86	.00	547.88	100.0%
TOTAL REVENUES	-20,000.00	-20,000.00	-547.88	-127.86	.00	-19,452.12	
TOTAL EXPENSES	20,000.00	20,000.00	.00	.00	.00	20,000.00	
<b>110 JP3 JUSTICE COURT TECHNOLOGY</b>							
<b>000 UNDEFINED</b>							
110 430310 JUDICIAL TECH FUND FEE-	-2,000.00	-2,000.00	-289.43	-100.47	.00	-1,710.57	14.5
110 470000 INTEREST INCOME	-101.00	-101.00	-62.76	.00	.00	-38.24	62.1
110 736100 DRAW FROM RESERVES	-18,417.00	-18,417.00	.00	.00	.00	-18,417.00	.0
TOTAL UNDEFINED	-20,518.00	-20,518.00	-352.19	-100.47	.00	-20,165.81	1.7%
<b>001 COMMISSIONERS' COURT</b>							
11000120 520100 SUPPLIES/OTH OPER	7,000.00	7,000.00	.00	.00	.00	7,000.00	.0

**BUDGET SUMMARIES REPORT**  
ACCOUNT SUMMARY REPORT DECEMBER 2022

FOR 2023 03

	ORIGINAL APPROP	REVISED BUDGET	YTD ACTUAL	MTD ACTUAL	ENCUMBRANCES	AVAILABLE BUDGET	PCT USE/COL
11000120 523100 NON-CAPITAL EQUIPM	11,218.00	11,218.00	.00	.00	4,577.61	6,640.39	40.8
11000120 540100 COMMUNICATIONS - M	1,100.00	1,100.00	74.00	.00	926.00	100.00	90.9
11000120 550300 TRAVEL AND TRAININ	1,200.00	1,200.00	.00	.00	.00	1,200.00	.0
TOTAL COMMISSIONERS' COURT	20,518.00	20,518.00	74.00	.00	5,503.61	14,940.39	27.2%
TOTAL JP3 JUSTICE COURT TECHNO	.00	.00	-278.19	-100.47	5,503.61	-5,225.42	100.0%
TOTAL REVENUES	-20,518.00	-20,518.00	-352.19	-100.47	.00	-20,165.81	
TOTAL EXPENSES	20,518.00	20,518.00	74.00	.00	5,503.61	14,940.39	
<b>111 JP4 JUSTICE COURT TECHNOLOGY</b>							
<b>000 UNDEFINED</b>							
111 430400 JUDICIAL TECH FUND FEE-	-7,330.00	-7,330.00	-839.44	-238.44	.00	-6,490.56	11.5
111 470000 INTEREST INCOME	-300.00	-300.00	-208.42	.00	.00	-91.58	69.5
111 736100 DRAW FROM RESERVES	-920.00	-920.00	.00	.00	.00	-920.00	.0
TOTAL UNDEFINED	-8,550.00	-8,550.00	-1,047.86	-238.44	.00	-7,502.14	12.3%
<b>001 COMMISSIONERS' COURT</b>							
11100120 520100 SUPPLIES/OTH OPER	6,050.00	6,050.00	.00	.00	.00	6,050.00	.0
11100120 550300 TRAVEL AND TRAININ	2,500.00	2,500.00	.00	.00	.00	2,500.00	.0
TOTAL COMMISSIONERS' COURT	8,550.00	8,550.00	.00	.00	.00	8,550.00	.0%
TOTAL JP4 JUSTICE COURT TECHNO	.00	.00	-1,047.86	-238.44	.00	1,047.86	100.0%
TOTAL REVENUES	-8,550.00	-8,550.00	-1,047.86	-238.44	.00	-7,502.14	
TOTAL EXPENSES	8,550.00	8,550.00	.00	.00	.00	8,550.00	
<b>112 COURT FACILITY FEE</b>							
<b>000 UNDEFINED</b>							
112 430300 COUNTY CLERK	-40,000.00	-40,000.00	-8,000.00	-2,660.00	.00	-32,000.00	20.0

**BUDGET SUMMARIES REPORT**  
**ACCOUNT SUMMARY REPORT DECEMBER 2022**

FOR 2023 03

112	COURT FACILITY FEE	ORIGINAL APPROP	REVISED BUDGET	YTD ACTUAL	MTD ACTUAL	ENCUMBRANCES	AVAILABLE BUDGET	PCT USE/COL
112 432300	DISTRICT CLERK FEES	-55,000.00	-55,000.00	-12,012.67	-4,116.64	.00	-42,987.33	21.8
112 470000	INTEREST INCOME	.00	.00	-152.34	.00	.00	152.34	100.0
TOTAL UNDEFINED		-95,000.00	-95,000.00	-20,165.01	-6,776.64	.00	-74,834.99	21.2%
<b>001 COMMISSIONERS' COURT</b>								
11200110 561400	PROFESSIONAL SERVI	95,000.00	95,000.00	.00	.00	.00	95,000.00	.0
TOTAL COMMISSIONERS' COURT		95,000.00	95,000.00	.00	.00	.00	95,000.00	.0%
TOTAL COURT FACILITY FEE		.00	.00	-20,165.01	-6,776.64	.00	20,165.01	100.0%
TOTAL REVENUES		-95,000.00	-95,000.00	-20,165.01	-6,776.64	.00	-74,834.99	
TOTAL EXPENSES		95,000.00	95,000.00	.00	.00	.00	95,000.00	
<b>114 JUDICIAL EDUCATION &amp; SUPPORT</b>								
<b>000 UNDEFINED</b>								
114 430300	COUNTY CLERK	-5,568.00	-5,568.00	-1,025.00	-350.00	.00	-4,543.00	18.4
114 470000	INTEREST INCOME	.00	.00	-8.94	.00	.00	8.94	100.0
TOTAL UNDEFINED		-5,568.00	-5,568.00	-1,033.94	-350.00	.00	-4,534.06	18.6%
<b>001 COMMISSIONERS' COURT</b>								
11400110 550300	TRAVEL AND TRAININ	5,568.00	5,568.00	.00	.00	.00	5,568.00	.0
TOTAL COMMISSIONERS' COURT		5,568.00	5,568.00	.00	.00	.00	5,568.00	.0%
TOTAL JUDICIAL EDUCATION & SUP		.00	.00	-1,033.94	-350.00	.00	1,033.94	100.0%
TOTAL REVENUES		-5,568.00	-5,568.00	-1,033.94	-350.00	.00	-4,534.06	
TOTAL EXPENSES		5,568.00	5,568.00	.00	.00	.00	5,568.00	
<b>115 LANGUAGE ACCESS</b>								
<b>000 UNDEFINED</b>								
115 430300	COUNTY CLERK	-5,565.00	-5,565.00	-1,200.00	-399.00	.00	-4,365.00	21.6

**BUDGET SUMMARIES REPORT**  
ACCOUNT SUMMARY REPORT DECEMBER 2022

FOR 2023 03

115	LANGUAGE ACCESS	ORIGINAL APPROP	REVISED BUDGET	YTD ACTUAL	MTD ACTUAL	ENCUMBRANCES	AVAILABLE BUDGET	PCT USE/COL
115 432300	DISTRICT CLERK FEES	-8,222.00	-8,222.00	-1,801.97	-617.52	.00	-6,420.03	21.9
115 433100	JP PRECINCT 1	-3,785.00	-3,785.00	-1,083.00	-360.00	.00	-2,702.00	28.6
115 433200	JP PRECINCT 2	-5,025.00	-5,025.00	-1,464.00	-420.00	.00	-3,561.00	29.1
115 433300	JP PRECINCT 3	-7,478.00	-7,478.00	-2,226.00	-666.00	.00	-5,252.00	29.8
115 433400	JP PRECINCT 4	-3,339.00	-3,339.00	-792.00	-243.00	.00	-2,547.00	23.7
115 470000	INTEREST INCOME	.00	.00	-57.96	.00	.00	57.96	100.0
TOTAL UNDEFINED		-33,414.00	-33,414.00	-8,624.93	-2,705.52	.00	-24,789.07	25.8%
<b>001 COMMISSIONERS' COURT</b>								
11500110 561400	PROFESSIONAL SERVI	16,707.00	16,707.00	.00	.00	.00	16,707.00	.0
11500110 562200	CONTRACT SERVICES	16,707.00	16,707.00	.00	.00	.00	16,707.00	.0
TOTAL COMMISSIONERS' COURT		33,414.00	33,414.00	.00	.00	.00	33,414.00	.0%
TOTAL LANGUAGE ACCESS		.00	.00	-8,624.93	-2,705.52	.00	8,624.93	100.0%
TOTAL REVENUES		-33,414.00	-33,414.00	-8,624.93	-2,705.52	.00	-24,789.07	
TOTAL EXPENSES		33,414.00	33,414.00	.00	.00	.00	33,414.00	
<b>122 SHERIFF CONTRABAND</b>								
<b>000 UNDEFINED</b>								
122 461200	FORFEIT ASSETS - DEA	-100,000.00	-100,000.00	.00	.00	.00	-100,000.00	.0
122 461400	FORFEITED FUNDS-CRIMINA	-150,000.00	-150,000.00	.00	.00	.00	-150,000.00	.0
122 470000	INTEREST INCOME	-3,500.00	-3,500.00	.00	.00	.00	-3,500.00	.0
122 489900	OTHER REVENUE	-10,000.00	-10,000.00	.00	.00	.00	-10,000.00	.0
122 736100	DRAW FROM RESERVES	-126,500.00	-126,500.00	.00	.00	.00	-126,500.00	.0
TOTAL UNDEFINED		-390,000.00	-390,000.00	.00	.00	.00	-390,000.00	.0%
<b>046 SHERIFF</b>								
12204630 520100	SUPPLIES/OTH OPER	43,000.00	43,000.00	.00	.00	.00	43,000.00	.0
12204630 523100	NON-CAPITAL EQUIPM	15,000.00	15,000.00	.00	.00	.00	15,000.00	.0
12204630 550300	TRAVEL AND TRAININ	15,000.00	15,000.00	.00	.00	.00	15,000.00	.0

**BUDGET SUMMARIES REPORT**  
**ACCOUNT SUMMARY REPORT DECEMBER 2022**

FOR 2023 03

	ORIGINAL APPROP	REVISED BUDGET	YTD ACTUAL	MTD ACTUAL	ENCUMBRANCES	AVAILABLE BUDGET	PCT USE/COL
12204630 590600 INVESTIGATIVE EXPE	50,000.00	50,000.00	.00	.00	.00	50,000.00	.0
12204630 594400 DRUG PREVENTION PR	2,000.00	2,000.00	.00	.00	.00	2,000.00	.0
12204630 599900 OTHER CHARGES	100,000.00	100,000.00	.00	.00	.00	100,000.00	.0
12204630 640700 OTHER EQUIPMENT	165,000.00	165,000.00	.00	.00	.00	165,000.00	.0
TOTAL SHERIFF	390,000.00	390,000.00	.00	.00	.00	390,000.00	.0%
TOTAL SHERIFF CONTRABAND	.00	.00	.00	.00	.00	.00	.0%
TOTAL REVENUES	-390,000.00	-390,000.00	.00	.00	.00	-390,000.00	
TOTAL EXPENSES	390,000.00	390,000.00	.00	.00	.00	390,000.00	

**124 INMATE SUPPLY**

**000 UNDEFINED**

124 470000 INTEREST INCOME	-14,000.00	-14,000.00	.00	.00	.00	-14,000.00	.0
124 484300 CONCESSION COMMISSIONS	-1,090,000.00	-1,090,000.00	.00	.00	.00	-1,090,000.00	.0
124 489900 OTHER REVENUE	-10,000.00	-10,000.00	.00	.00	.00	-10,000.00	.0
TOTAL UNDEFINED	-1,114,000.00	-1,114,000.00	.00	.00	.00	-1,114,000.00	.0%

**047 DETENTION CENTER**

12404730 520100 SUPPLIES/OTH OPER	77,000.00	77,000.00	.00	.00	.00	77,000.00	.0
12404730 522600 INMATE SUPPLIES	40,000.00	40,000.00	.00	.00	.00	40,000.00	.0
12404730 523000 NON-CAPITAL SOFTWA	35,000.00	35,000.00	.00	.00	.00	35,000.00	.0
12404730 523100 NON-CAPITAL EQUIPM	30,000.00	30,000.00	.00	.00	.00	30,000.00	.0
12404730 530800 SOFTWARE MAINTENAN	22,000.00	22,000.00	.00	.00	.00	22,000.00	.0
12404730 562200 CONTRACT SERVICES	900,000.00	900,000.00	.00	.00	.00	900,000.00	.0
12404730 664700 CAPITAL OUTLAY-JAI	10,000.00	10,000.00	.00	.00	.00	10,000.00	.0
TOTAL DETENTION CENTER	1,114,000.00	1,114,000.00	.00	.00	.00	1,114,000.00	.0%
TOTAL INMATE SUPPLY	.00	.00	.00	.00	.00	.00	.0%
TOTAL REVENUES	-1,114,000.00	-1,114,000.00	.00	.00	.00	-1,114,000.00	
TOTAL EXPENSES	1,114,000.00	1,114,000.00	.00	.00	.00	1,114,000.00	

**126 VINE GRANT**

**000 UNDEFINED**

**BUDGET SUMMARIES REPORT**  
ACCOUNT SUMMARY REPORT DECEMBER 2022

FOR 2023 03

126	VINE GRANT	ORIGINAL APPROP	REVISED BUDGET	YTD ACTUAL	MTD ACTUAL	ENCUMBRANCES	AVAILABLE BUDGET	PCT USE/COL
126 420370	STATE REVENUE	-30,171.00	-30,171.00	.00	.00	.00	-30,171.00	.0
	TOTAL UNDEFINED	-30,171.00	-30,171.00	.00	.00	.00	-30,171.00	.0%
<b>046 SHERIFF</b>								
12604630 520100	SUPPLIES/OTH OPER	30,171.00	30,171.00	.00	.00	29,403.16	767.84	97.5
	TOTAL SHERIFF	30,171.00	30,171.00	.00	.00	29,403.16	767.84	97.5%
	TOTAL VINE GRANT	.00	.00	.00	.00	29,403.16	-29,403.16	100.0%
	TOTAL REVENUES	-30,171.00	-30,171.00	.00	.00	.00	-30,171.00	
	TOTAL EXPENSES	30,171.00	30,171.00	.00	.00	29,403.16	767.84	
<b>128 HOMELAND SECURITY GRANT</b>								
<b>000 UNDEFINED</b>								
128 423000	2014 HSGP HOMELAND SECU	-150,700.00	-160,705.00	.00	.00	.00	-160,705.00	.0
	TOTAL UNDEFINED	-150,700.00	-160,705.00	.00	.00	.00	-160,705.00	.0%
<b>046 SHERIFF</b>								
12804630 520100	SUPPLIES/OTH OPER	9,000.00	9,000.00	.00	.00	7,017.50	1,982.50	78.0
12804630 523130	HSGP-NON CAPITAL E	3,700.00	13,705.00	.00	.00	8,812.56	4,892.44	64.3
12804630 664600	CAPITAL OUTLAY-SHE	138,000.00	138,000.00	.00	.00	27,615.05	110,384.95	20.0
	TOTAL SHERIFF	150,700.00	160,705.00	.00	.00	43,445.11	117,259.89	27.0%
	TOTAL HOMELAND SECURITY GRANT	.00	.00	.00	.00	43,445.11	-43,445.11	100.0%
	TOTAL REVENUES	-150,700.00	-160,705.00	.00	.00	.00	-160,705.00	
	TOTAL EXPENSES	150,700.00	160,705.00	.00	.00	43,445.11	117,259.89	
<b>129 HAZARD MITIGATION GRANT-EM</b>								
<b>000 UNDEFINED</b>								

**BUDGET SUMMARIES REPORT**  
ACCOUNT SUMMARY REPORT DECEMBER 2022

FOR 2023 03

129	HAZARD MITIGATION GRANT-EM	ORIGINAL APPROP	REVISED BUDGET	YTD ACTUAL	MTD ACTUAL	ENCUMBRANCES	AVAILABLE BUDGET	PCT USE/COL
129 423300	HAZARD MITIGATION GRANT	-185,600.00	-185,600.00	.00	.00	.00	-185,600.00	.0
129 423400	HAZARD MITIGATION INKIN	-58,000.00	-58,000.00	.00	.00	.00	-58,000.00	.0
TOTAL UNDEFINED		-243,600.00	-243,600.00	.00	.00	.00	-243,600.00	.0%
<b>046 SHERIFF</b>								
12904630 561400	PROFESSIONAL SERVI	11,600.00	11,600.00	.00	.00	.00	11,600.00	.0
12904630 562200	CONTRACT SERVICES	174,000.00	174,000.00	.00	.00	.00	174,000.00	.0
12904630 599100	IN-KIND EXPENSE HL	58,000.00	58,000.00	.00	.00	.00	58,000.00	.0
TOTAL SHERIFF		243,600.00	243,600.00	.00	.00	.00	243,600.00	.0%
TOTAL HAZARD MITIGATION GRANT-		.00	.00	.00	.00	.00	.00	.0%
TOTAL REVENUES		-243,600.00	-243,600.00	.00	.00	.00	-243,600.00	
TOTAL EXPENSES		243,600.00	243,600.00	.00	.00	.00	243,600.00	
<b>130 PROJECT SAFE NEIGHBORHOOD</b>								
<b>000 UNDEFINED</b>								
130 420100	GRANT REVENUE	-81,753.00	-81,753.00	.00	.00	.00	-81,753.00	.0
TOTAL UNDEFINED		-81,753.00	-81,753.00	.00	.00	.00	-81,753.00	.0%
<b>046 SHERIFF</b>								
13004630 500700	OVERTIME COMPENSAT	18,449.00	18,449.00	.00	.00	.00	18,449.00	.0
13004630 520100	SUPPLIES/OTH OPER	28,337.00	28,337.00	.00	.00	.00	28,337.00	.0
13004630 523000	NON-CAPITAL SOFTWA	2,790.00	2,790.00	.00	.00	.00	2,790.00	.0
13004630 561400	PROFESSIONAL SERVI	20,700.00	20,700.00	.00	.00	.00	20,700.00	.0
13004630 664600	CAPITAL OUTLAY-SHE	11,477.00	11,477.00	.00	.00	.00	11,477.00	.0
TOTAL SHERIFF		81,753.00	81,753.00	.00	.00	.00	81,753.00	.0%
TOTAL PROJECT SAFE NEIGHBORHOO		.00	.00	.00	.00	.00	.00	.0%
TOTAL REVENUES		-81,753.00	-81,753.00	.00	.00	.00	-81,753.00	
TOTAL EXPENSES		81,753.00	81,753.00	.00	.00	.00	81,753.00	

**BUDGET SUMMARIES REPORT**  
ACCOUNT SUMMARY REPORT DECEMBER 2022

FOR 2023 03

142	LEOSE SHERIFF	ORIGINAL APPROP	REVISED BUDGET	YTD ACTUAL	MTD ACTUAL	ENCUMBRANCES	AVAILABLE BUDGET	PCT USE/COL
<b>142 LEOSE SHERIFF</b>								
<b>000 UNDEFINED</b>								
142	424700	LEOSE REVENUE	-50,000.00	-50,000.00	.00	.00	.00	-50,000.00 .0
142	470000	INTEREST INCOME	-500.00	-500.00	-317.92	.00	.00	-182.08 63.6
142	736100	DRAW FROM RESERVES	-74,500.00	-74,500.00	.00	.00	.00	-74,500.00 .0
TOTAL UNDEFINED			-125,000.00	-125,000.00	-317.92	.00	.00	-124,682.08 .3%
<b>046 SHERIFF</b>								
14204630	550300	TRAVEL AND TRAININ	50,000.00	50,000.00	.00	.00	.00	50,000.00 .0
14204630	664600	CAPITAL OUTLAY-SHE	75,000.00	75,000.00	.00	.00	.00	75,000.00 .0
TOTAL SHERIFF			125,000.00	125,000.00	.00	.00	.00	125,000.00 .0%
TOTAL LEOSE SHERIFF			.00	.00	-317.92	.00	.00	317.92 100.0%
TOTAL REVENUES			-125,000.00	-125,000.00	-317.92	.00	.00	-124,682.08
TOTAL EXPENSES			125,000.00	125,000.00	.00	.00	.00	125,000.00
<b>145 SHERIFF COMMISSARY SALARY</b>								
<b>000 UNDEFINED</b>								
145	424500	COMMISSARY SALARY REIMB	-771,814.00	-771,814.00	-183,299.54	-95,101.94	.00	-588,514.46 23.7
TOTAL UNDEFINED			-771,814.00	-771,814.00	-183,299.54	-95,101.94	.00	-588,514.46 23.7%
<b>047 DETENTION CENTER</b>								
14504730	500600	STAFF EMPLOYEES	560,618.00	560,618.00	129,867.89	44,675.89	.00	430,750.11 23.2
14504730	500700	OVERTIME COMPENSAT	2,000.00	2,000.00	25.59	.00	.00	1,974.41 1.3
14504730	501300	LONGEVITY	.00	.00	150.00	50.00	.00	-150.00 100.0



**BUDGET SUMMARIES REPORT**  
ACCOUNT SUMMARY REPORT DECEMBER 2022

FOR 2023 03

	ORIGINAL APPROP	REVISED BUDGET	YTD ACTUAL	MTD ACTUAL	ENCUMBRANCES	AVAILABLE BUDGET	PCT USE/COL
14504730 510100 FICA	34,758.00	34,758.00	7,492.97	2,578.47	.00	27,265.03	21.6
14504730 510200 MEDICARE	8,130.00	8,130.00	1,752.32	603.01	.00	6,377.68	21.6
14504730 510300 RETIREMENT	62,284.00	62,284.00	15,298.27	5,145.50	.00	46,985.73	24.6
14504730 510400 GROUP HEALTH INSUR	75,310.00	75,310.00	23,922.06	8,165.84	.00	51,387.94	31.8
14504730 510500 GROUP DENTAL INSUR	4,150.00	4,150.00	1,075.54	371.54	.00	3,074.46	25.9
14504730 510600 LIFE INSURANCE	600.00	600.00	129.92	44.80	.00	470.08	21.7
14504730 510700 UNEMPLOYMENT INSUR	531.00	531.00	136.69	51.42	.00	394.31	25.7
14504730 510900 WORKER'S COMPENSAT	23,433.00	23,433.00	5,487.94	1,887.47	.00	17,945.06	23.4
TOTAL DETENTION CENTER	771,814.00	771,814.00	185,339.19	63,573.94	.00	586,474.81	24.0%
TOTAL SHERIFF COMMISSARY SALAR	.00	.00	2,039.65	-31,528.00	.00	-2,039.65	100.0%
TOTAL REVENUES	-771,814.00	-771,814.00	-183,299.54	-95,101.94	.00	-588,514.46	
TOTAL EXPENSES	771,814.00	771,814.00	185,339.19	63,573.94	.00	586,474.81	

150 TAG GRANT

000 UNDEFINED

150 420100 GRANT REVENUE	-1,859,810.00	-1,859,810.00	-199,219.19	-130,727.53	.00	-1,660,590.81	10.7
TOTAL UNDEFINED	-1,859,810.00	-1,859,810.00	-199,219.19	-130,727.53	.00	-1,660,590.81	10.7%

046 SHERIFF

15004630 500600 STAFF EMPLOYEES	199,933.00	199,933.00	48,547.96	15,513.87	.00	151,385.04	24.3
15004630 500700 OVERTIME COMPENSAT	49,449.00	49,449.00	3,783.03	1,301.73	.00	45,665.97	7.7
15004630 510100 FICA	12,396.00	12,396.00	3,102.77	1,003.91	.00	9,293.23	25.0
15004630 510200 MEDICARE	2,899.00	2,899.00	725.64	234.78	.00	2,173.36	25.0
15004630 510300 RETIREMENT	21,740.00	21,740.00	6,160.79	1,934.46	.00	15,579.21	28.3
15004630 510400 GROUP HEALTH INSUR	29,211.00	29,211.00	5,631.00	1,619.08	.00	23,580.00	19.3
15004630 510500 GROUP DENTAL INSUR	1,358.00	1,358.00	246.92	70.46	.00	1,111.08	18.2
15004630 510600 LIFE INSURANCE	180.00	180.00	31.36	8.96	.00	148.64	17.4
15004630 510700 UNEMPLOYMENT INSUR	169.00	169.00	54.84	19.34	.00	114.16	32.4
15004630 510900 WORKER'S COMPENSAT	8,437.00	8,437.00	2,208.36	709.60	.00	6,228.64	26.2
15004630 520000 PROJECT SUPPLIES	21,394.00	21,394.00	.00	.00	11,920.00	9,474.00	55.7
15004630 520100 SUPPLIES/OTH OPER	77,477.00	87,874.00	20,496.95	18,113.71	23,683.27	43,693.78	50.3
15004630 523100 NON-CAPITAL EQUIPM	25,887.00	25,887.00	.00	.00	4,764.48	21,122.52	18.4
15004630 540100 COMMUNICATIONS - M	61,875.00	61,875.00	16,181.13	8,365.42	35,383.87	10,310.00	83.3

**BUDGET SUMMARIES REPORT**  
ACCOUNT SUMMARY REPORT DECEMBER 2022

FOR 2023 03

	ORIGINAL APPROP	REVISED BUDGET	YTD ACTUAL	MTD ACTUAL	ENCUMBRANCES	AVAILABLE BUDGET	PCT USE/COL
15004630 540600 UTILITIES	19,973.00	19,973.00	5,121.19	1,444.84	11,236.66	3,615.15	81.9
15004630 550300 TRAVEL AND TRAININ	87,044.00	87,194.00	9,602.67	1,864.00	.00	77,591.33	11.0
15004630 561400 PROFESSIONAL SERVI	28,985.00	28,985.00	4,420.78	1,298.08	14,186.00	10,378.22	64.2
15004630 562200 CONTRACT SERVICES	8,500.00	8,500.00	.00	.00	.00	8,500.00	.0
15004630 570200 BUILDING RENTAL	139,475.00	139,475.00	44,178.00	.00	88,356.00	6,941.00	95.0
15004630 590600 INVESTIGATIVE EXPE	64,750.00	54,203.00	730.80	245.80	.00	53,472.20	1.3
15004630 615000 OTHER IMPROVEMENTS	893,900.00	893,900.00	.00	.00	20,000.00	873,900.00	2.2
15004630 664600 CAPITAL OUTLAY-SHE	104,778.00	104,778.00	27,995.00	.00	26,098.81	50,684.19	51.6
TOTAL SHERIFF	1,859,810.00	1,859,810.00	199,219.19	53,748.04	235,629.09	1,424,961.72	23.4%
TOTAL TAG GRANT	.00	.00	.00	-76,979.49	235,629.09	-235,629.09	100.0%
TOTAL REVENUES	-1,859,810.00	-1,859,810.00	-199,219.19	-130,727.53	.00	-1,660,590.81	
TOTAL EXPENSES	1,859,810.00	1,859,810.00	199,219.19	53,748.04	235,629.09	1,424,961.72	

161 CDA BUSINESS CRIMES

000 UNDEFINED

161 434200 BAD CHECK COLLECTION FE	-60,000.00	-60,000.00	.00	.00	.00	-60,000.00	.0
161 470000 INTEREST INCOME	-380.00	-380.00	.00	.00	.00	-380.00	.0
161 481500 OTHER REFUNDS/REIMBURSE	-38,005.00	-38,005.00	.00	.00	.00	-38,005.00	.0
161 489900 OTHER REVENUE	-10,115.00	-10,115.00	.00	.00	.00	-10,115.00	.0
TOTAL UNDEFINED	-108,500.00	-108,500.00	.00	.00	.00	-108,500.00	.0%

040 DISTRICT ATTORNEY

16104025 520100 SUPPLIES/OTH OPER	73,000.00	73,000.00	434.48	434.48	.00	72,565.52	.6
16104025 530100 EQUIPMENT OPER/MAI	2,500.00	2,500.00	.00	.00	.00	2,500.00	.0
16104025 530200 VEHICLE OPERATION/	2,500.00	2,500.00	.00	.00	.00	2,500.00	.0
16104025 550300 TRAVEL AND TRAININ	5,000.00	5,000.00	-187.68	-187.68	.00	5,187.68	-3.8
16104025 550410 PERIODICALS	500.00	500.00	.00	.00	.00	500.00	.0
16104025 560800 WITNESS/INTERPRETE	25,000.00	25,000.00	.00	.00	.00	25,000.00	.0
TOTAL DISTRICT ATTORNEY	108,500.00	108,500.00	246.80	246.80	.00	108,253.20	.2%
TOTAL CDA BUSINESS CRIMES	.00	.00	246.80	246.80	.00	-246.80	100.0%
TOTAL REVENUES	-108,500.00	-108,500.00	.00	.00	.00	-108,500.00	
TOTAL EXPENSES	108,500.00	108,500.00	246.80	246.80	.00	108,253.20	

**BUDGET SUMMARIES REPORT**  
ACCOUNT SUMMARY REPORT DECEMBER 2022

FOR 2023 03

163	CDA CONTRABAND	ORIGINAL APPROP	REVISED BUDGET	YTD ACTUAL	MTD ACTUAL	ENCUMBRANCES	AVAILABLE BUDGET	PCT USE/COL
<b>163 CDA CONTRABAND</b>								
<b>000 UNDEFINED</b>								
163	470000	INTEREST INCOME	-500.00	-500.00	.00	.00	.00	-500.00 .0
163	489900	OTHER REVENUE	-76,000.00	-76,000.00	.00	.00	.00	-76,000.00 .0
	TOTAL UNDEFINED		-76,500.00	-76,500.00	.00	.00	.00	-76,500.00 .0%
<b>040 DISTRICT ATTORNEY</b>								
16304025	599900	OTHER CHARGES	76,500.00	76,500.00	842.02	169.91	.00	75,657.98 1.1
	TOTAL DISTRICT ATTORNEY		76,500.00	76,500.00	842.02	169.91	.00	75,657.98 1.1%
	TOTAL CDA CONTRABAND		.00	.00	842.02	169.91	.00	-842.02 100.0%
	TOTAL REVENUES		-76,500.00	-76,500.00	.00	.00	.00	-76,500.00
	TOTAL EXPENSES		76,500.00	76,500.00	842.02	169.91	.00	75,657.98
<b>164 CDA SPATTF GRANT</b>								
<b>000 UNDEFINED</b>								
164	420300	STATE GRANT REVENUE	-446,785.00	-446,785.00	-79,634.17	.00	.00	-367,150.83 17.8
164	420400	SPATTF REVENUE-FEDERAL	.00	.00	2,138.90	.00	.00	-2,138.90 100.0
164	470010	INTEREST INCOME-PROGRAM	.00	.00	-8,575.00	-117.66	.00	8,575.00 100.0
164	470100	INTEREST INCOME-FEDERAL	.00	.00	-1,842.19	-.01	.00	1,842.19 100.0
164	480000	IN-KIND REVENUE	-185,098.00	-185,098.00	-80,081.22	-15,424.84	.00	-105,016.78 43.3
164	480520	SPATTF PROGRAM INCOME	-42,060.00	-42,060.00	-27,777.75	-7,120.00	.00	-14,282.25 66.0
164	801100	XFER FROM GENERAL FUND	-221,273.00	-221,273.00	-6,807.06	.00	.00	-214,465.94 3.1
	TOTAL UNDEFINED		-895,216.00	-895,216.00	-202,578.49	-22,662.51	.00	-692,637.51 22.6%
<b>040 DISTRICT ATTORNEY</b>								
16404025	500600	STAFF EMPLOYEES	436,993.00	436,993.00	98,121.90	35,254.36	.00	338,871.10 22.5

**BUDGET SUMMARIES REPORT**  
ACCOUNT SUMMARY REPORT DECEMBER 2022

FOR 2023 03

	ORIGINAL APPROP	REVISED BUDGET	YTD ACTUAL	MTD ACTUAL	ENCUMBRANCES	AVAILABLE BUDGET	PCT USE/COL
16404025 500700 OVERTIME COMPENSAT	2,000.00	2,000.00	1,030.29	208.37	.00	969.71	51.5
16404025 510100 FICA	27,227.00	27,227.00	5,799.65	2,059.66	.00	21,427.35	21.3
16404025 510200 MEDICARE	6,366.00	6,366.00	1,356.35	481.69	.00	5,009.65	21.3
16404025 510300 RETIREMENT	52,076.00	52,076.00	11,670.97	4,084.42	.00	40,405.03	22.4
16404025 510400 GROUP HEALTH INSUR	38,830.00	38,830.00	11,182.94	4,405.03	.00	27,647.06	28.8
16404025 510500 GROUP DENTAL INSUR	2,905.00	2,905.00	895.50	325.38	.00	2,009.50	30.8
16404025 510600 LIFE INSURANCE	210.00	210.00	87.21	31.29	.00	122.79	41.5
16404025 510700 UNEMPLOYMENT INSUR	445.00	445.00	104.59	40.80	.00	340.41	23.5
16404025 510900 WORKER'S COMPENSAT	18,966.00	18,966.00	3,276.38	1,096.46	.00	15,689.62	17.3
16404025 520100 SUPPLIES/OTH OPER	135,040.00	135,040.00	35,535.10	16,484.16	31,025.96	68,478.94	49.3
16404025 523100 NON-CAPITAL EQUIPM	9,900.00	9,900.00	9,900.00	10,191.15	.00	.00	100.0
16404025 550300 TRAVEL AND TRAININ	9,100.00	9,100.00	4,998.45	337.92	.00	4,101.55	54.9
16404025 562200 CONTRACT SERVICES	124,998.00	124,998.00	31,249.50	10,416.50	.00	93,748.50	25.0
16404025 640700 OTHER EQUIPMENT	30,160.00	30,160.00	22,300.00	.00	.00	7,860.00	73.9
TOTAL DISTRICT ATTORNEY	895,216.00	895,216.00	237,508.83	85,417.19	31,025.96	626,681.21	30.0%
TOTAL CDA SPATTF GRANT	.00	.00	34,930.34	62,754.68	31,025.96	-65,956.30	100.0%
TOTAL REVENUES	-895,216.00	-895,216.00	-202,578.49	-22,662.51	.00	-692,637.51	
TOTAL EXPENSES	895,216.00	895,216.00	237,508.83	85,417.19	31,025.96	626,681.21	

166 CDA JAG GRANT

000 UNDEFINED

166 422600 FEDERAL GRANT REVENUE-J	-51,277.00	-51,277.00	-53,305.66	.00	.00	2,028.66	104.0
166 422700 FEDERAL GRANT REVENUE-J	-101,979.00	-101,979.00	-101,978.50	.00	.00	-.50	100.0
166 470120 INTEREST REVENUE JAG20	.00	.00	-998.88	-164.88	.00	998.88	100.0
166 470900 INTEREST REVENUE JAG21	.00	.00	-1,460.26	-342.99	.00	1,460.26	100.0
TOTAL UNDEFINED	-153,256.00	-153,256.00	-157,743.30	-507.87	.00	4,487.30	102.9%

040 DISTRICT ATTORNEY

16604025 599701 OTHER CHARGES-JAG2	41,277.00	51,277.00	1,789.35	.00	21,534.51	27,953.14	45.5
16604025 599920 OTHER CHARGES-JAG2	101,979.00	101,979.00	.00	.00	.00	101,979.00	.0
16604025 640710 CAPITAL EQUIPMENT-	10,000.00	.00	.00	.00	.00	.00	.0
TOTAL DISTRICT ATTORNEY	153,256.00	153,256.00	1,789.35	.00	21,534.51	129,932.14	15.2%

**BUDGET SUMMARIES REPORT**  
ACCOUNT SUMMARY REPORT DECEMBER 2022

FOR 2023 03

	ORIGINAL APPROP	REVISED BUDGET	YTD ACTUAL	MTD ACTUAL	ENCUMBRANCES	AVAILABLE BUDGET	PCT USE/COL
TOTAL CDA JAG GRANT	.00	.00	-155,953.95	-507.87	21,534.51	134,419.44	100.0%
TOTAL REVENUES	-153,256.00	-153,256.00	-157,743.30	-507.87	.00	4,487.30	
TOTAL EXPENSES	153,256.00	153,256.00	1,789.35	.00	21,534.51	129,932.14	
<b>168 CDA Border Prosecution Unit</b>							
<b>000 UNDEFINED</b>							
168 420100 GRANT REVENUE	-149,762.00	-149,762.00	-30,805.36	-10,215.11	.00	-118,956.64	20.6
TOTAL UNDEFINED	-149,762.00	-149,762.00	-30,805.36	-10,215.11	.00	-118,956.64	20.6%
<b>040 DISTRICT ATTORNEY</b>							
16804025 500600 STAFF EMPLOYEES	102,692.00	102,692.00	24,230.82	8,076.94	.00	78,461.18	23.6
16804025 510100 FICA	6,388.00	6,388.00	1,497.45	499.24	.00	4,890.55	23.4
16804025 510200 MEDICARE	1,494.00	1,494.00	350.19	116.75	.00	1,143.81	23.4
16804025 510300 RETIREMENT	10,862.00	10,862.00	2,851.57	929.25	.00	8,010.43	26.3
16804025 510400 GROUP HEALTH INSUR	7,935.00	7,935.00	1,679.80	528.88	.00	6,255.20	21.2
16804025 510500 GROUP DENTAL INSUR	441.00	441.00	91.60	28.84	.00	349.40	20.8
16804025 510600 LIFE INSURANCE	65.00	65.00	13.08	4.12	.00	51.92	20.1
16804025 510700 UNEMPLOYMENT INSUR	68.00	68.00	25.45	9.29	.00	42.55	37.4
16804025 510900 WORKER'S COMPENSAT	19,817.00	19,817.00	65.40	21.80	.00	19,751.60	.3
TOTAL DISTRICT ATTORNEY	149,762.00	149,762.00	30,805.36	10,215.11	.00	118,956.64	20.6%
TOTAL CDA Border Prosecution U	.00	.00	.00	.00	.00	.00	.0%
TOTAL REVENUES	-149,762.00	-149,762.00	-30,805.36	-10,215.11	.00	-118,956.64	
TOTAL EXPENSES	149,762.00	149,762.00	30,805.36	10,215.11	.00	118,956.64	
<b>171 CDA VOCA VICTIM ADV PROJECT</b>							
<b>000 UNDEFINED</b>							
171 420300 STATE GRANT REVENUE	-124,086.00	-124,086.00	-26,392.41	-8,781.77	.00	-97,693.59	21.3
171 801100 XFER FROM GENERAL FUND	-31,022.00	-31,022.00	-6,598.10	-2,195.44	.00	-24,423.90	21.3

**BUDGET SUMMARIES REPORT**  
ACCOUNT SUMMARY REPORT DECEMBER 2022

FOR 2023 03

171	CDA VOCA VICTIM ADV PROJECT	ORIGINAL APPROP	REVISED BUDGET	YTD ACTUAL	MTD ACTUAL	ENCUMBRANCES	AVAILABLE BUDGET	PCT USE/COL
	TOTAL UNDEFINED	-155,108.00	-155,108.00	-32,990.51	-10,977.21	.00	-122,117.49	21.3%
<b>040 DISTRICT ATTORNEY</b>								
17104025	500600 STAFF EMPLOYEES	107,483.00	107,483.00	23,261.64	7,753.90	.00	84,221.36	21.6
17104025	510100 FICA	6,664.00	6,664.00	1,390.67	463.55	.00	5,273.33	20.9
17104025	510200 MEDICARE	1,559.00	1,559.00	325.20	108.40	.00	1,233.80	20.9
17104025	510300 RETIREMENT	12,790.00	12,790.00	2,737.54	892.10	.00	10,052.46	21.4
17104025	510400 GROUP HEALTH INSUR	15,062.00	15,062.00	4,950.00	1,650.00	.00	10,112.00	32.9
17104025	510500 GROUP DENTAL INSUR	830.00	830.00	211.38	70.46	.00	618.62	25.5
17104025	510600 LIFE INSURANCE	60.00	60.00	26.88	8.96	.00	33.12	44.8
17104025	510700 UNEMPLOYMENT INSUR	107.00	107.00	24.44	8.92	.00	82.56	22.8
17104025	510900 WORKER'S COMPENSAT	290.00	290.00	62.76	20.92	.00	227.24	21.6
17104025	550300 TRAVEL AND TRAININ	10,263.00	10,263.00	.00	.00	.00	10,263.00	.0
	TOTAL DISTRICT ATTORNEY	155,108.00	155,108.00	32,990.51	10,977.21	.00	122,117.49	21.3%
	TOTAL CDA VOCA VICTIM ADV PROJ	.00	.00	.00	.00	.00	.00	.0%
	TOTAL REVENUES	-155,108.00	-155,108.00	-32,990.51	-10,977.21	.00	-122,117.49	
	TOTAL EXPENSES	155,108.00	155,108.00	32,990.51	10,977.21	.00	122,117.49	
<b>201 GEN OB REFUNDING BOND SRS 2016</b>								
<b>000 UNDEFINED</b>								
201	400100 CURRENT AD VALOREM TAXE	-5,648,885.00	-5,648,885.00	-2,506,592.97	-2,093,938.05	.00	-3,142,292.03	44.4
201	400400 PEN & INT - CURRENT LEV	-23,580.00	-23,580.00	.00	.00	.00	-23,580.00	.0
201	400500 DELIQ TAXES - PRIOR YEA	-35,082.00	-35,082.00	-9,279.41	-4,420.85	.00	-25,802.59	26.5
201	400600 PEN & INT - PRIOR YEARS	-17,828.00	-17,828.00	-4,823.39	-1,475.02	.00	-13,004.61	27.1
201	470000 INTEREST INCOME	-10,000.00	-10,000.00	-3,835.40	.00	.00	-6,164.60	38.4
	TOTAL UNDEFINED	-5,735,375.00	-5,735,375.00	-2,524,531.17	-2,099,833.92	.00	-3,210,843.83	44.0%
<b>200 DEBT SERVICE</b>								
20120092	566100 DEBT SERVICE - PRI	5,595,000.00	5,595,000.00	.00	.00	.00	5,595,000.00	.0

**BUDGET SUMMARIES REPORT**  
ACCOUNT SUMMARY REPORT DECEMBER 2022

FOR 2023 03

	ORIGINAL APPROP	REVISED BUDGET	YTD ACTUAL	MTD ACTUAL	ENCUMBRANCES	AVAILABLE BUDGET	PCT USE/COL
20120092 566200 DEBT SERVICE - INT	140,375.00	140,375.00	.00	.00	318.00	140,057.00	.2
TOTAL DEBT SERVICE	5,735,375.00	5,735,375.00	.00	.00	318.00	5,735,057.00	.0%
TOTAL GEN OB REFUNDING BOND SR	.00	.00	-2,524,531.17	-2,099,833.92	318.00	2,524,213.17	100.0%
TOTAL REVENUES	-5,735,375.00	-5,735,375.00	-2,524,531.17	-2,099,833.92	.00	-3,210,843.83	
TOTAL EXPENSES	5,735,375.00	5,735,375.00	.00	.00	318.00	5,735,057.00	

**202 UNLIMITED TAX ROAD BONDS**

**000 UNDEFINED**

202 400100 CURRENT AD VALOREM TAXE	-1,861,683.00	-1,861,683.00	-825,160.74	-689,316.34	.00	-1,036,522.26	44.3
202 400400 PEN & INT - CURRENT LEV	-7,762.00	-7,762.00	.00	.00	.00	-7,762.00	.0
202 400500 DELIQ TAXES - PRIOR YEA	-11,549.00	-11,549.00	-2,536.38	-1,208.37	.00	-9,012.62	22.0
202 400600 PEN & INT - PRIOR YEARS	-5,869.00	-5,869.00	-1,318.41	-403.18	.00	-4,550.59	22.5
202 470000 INTEREST INCOME	-1,200.00	-1,200.00	-174.79	.00	.00	-1,025.21	14.6
TOTAL UNDEFINED	-1,888,063.00	-1,888,063.00	-829,190.32	-690,927.89	.00	-1,058,872.68	43.9%

**200 DEBT SERVICE**

20220092 566100 DEBT SERVICE - PRI	695,000.00	695,000.00	.00	.00	.00	695,000.00	.0
20220092 566200 DEBT SERVICE - INT	1,193,063.00	1,193,063.00	400.00	.00	.00	1,192,663.00	.0
TOTAL DEBT SERVICE	1,888,063.00	1,888,063.00	400.00	.00	.00	1,887,663.00	.0%
TOTAL UNLIMITED TAX ROAD BONDS	.00	.00	-828,790.32	-690,927.89	.00	828,790.32	100.0%
TOTAL REVENUES	-1,888,063.00	-1,888,063.00	-829,190.32	-690,927.89	.00	-1,058,872.68	
TOTAL EXPENSES	1,888,063.00	1,888,063.00	400.00	.00	.00	1,887,663.00	

**203 GEN OB REFUNDING BOND SRS 2021**

**000 UNDEFINED**

203 400100 CURRENT AD VALOREM TAXE	-732,357.00	-732,357.00	-324,415.31	-271,007.53	.00	-407,941.69	44.3
------------------------------------	-------------	-------------	-------------	-------------	-----	-------------	------

**BUDGET SUMMARIES REPORT**  
**ACCOUNT SUMMARY REPORT DECEMBER 2022**

FOR 2023 03

203	GEN OB REFUNDING BOND SRS 2021	ORIGINAL APPROP	REVISED BUDGET	YTD ACTUAL	MTD ACTUAL	ENCUMBRANCES	AVAILABLE BUDGET	PCT USE/COL
203 400400	PEN & INT - CURRENT LEV	-3,050.00	-3,050.00	.00	.00	.00	-3,050.00	.0
203 400500	DELIQ TAXES - PRIOR YEA	-4,537.00	-4,537.00	-209.96	-100.03	.00	-4,327.04	4.6
203 400600	PEN & INT - PRIOR YEARS	-2,306.00	-2,306.00	-109.13	-33.38	.00	-2,196.87	4.7
203 470000	INTEREST INCOME	-50.00	-50.00	-168.28	.00	.00	118.28	336.6
TOTAL UNDEFINED		-742,300.00	-742,300.00	-324,902.68	-271,140.94	.00	-417,397.32	43.8%
<b>200 DEBT SERVICE</b>								
20320092 566100	DEBT SERVICE - PRI	670,000.00	670,000.00	.00	.00	.00	670,000.00	.0
20320092 566200	DEBT SERVICE - INT	72,300.00	72,300.00	.00	.00	400.00	71,900.00	.6
TOTAL DEBT SERVICE		742,300.00	742,300.00	.00	.00	400.00	741,900.00	.1%
TOTAL GEN OB REFUNDING BOND SR		.00	.00	-324,902.68	-271,140.94	400.00	324,502.68	100.0%
TOTAL REVENUES		-742,300.00	-742,300.00	-324,902.68	-271,140.94	.00	-417,397.32	
TOTAL EXPENSES		742,300.00	742,300.00	.00	.00	400.00	741,900.00	
<b>206 GEN OB REFUNDING BOND SRS 2013</b>								
<b>000 UNDEFINED</b>								
206 400100	CURRENT AD VALOREM TAXE	-710,797.00	-710,797.00	.00	.00	.00	-710,797.00	.0
206 400400	PEN & INT - CURRENT LEV	-2,914.00	-2,914.00	.00	.00	.00	-2,914.00	.0
206 400500	DELIQ TAXES - PRIOR YEA	-4,336.00	-4,336.00	.00	.00	.00	-4,336.00	.0
206 400600	PEN & INT - PRIOR YEARS	-2,203.00	-2,203.00	.00	.00	.00	-2,203.00	.0
206 470000	INTEREST INCOME	-1,000.00	-1,000.00	.00	.00	.00	-1,000.00	.0
206 736100	DRAW FROM RESERVES	-74,800.00	-74,800.00	.00	.00	.00	-74,800.00	.0
TOTAL UNDEFINED		-796,050.00	-796,050.00	.00	.00	.00	-796,050.00	.0%
<b>200 DEBT SERVICE</b>								
20620092 566100	DEBT SERVICE - PRI	655,000.00	655,000.00	.00	.00	.00	655,000.00	.0
20620092 566200	DEBT SERVICE - INT	141,050.00	141,050.00	.00	.00	.00	141,050.00	.0
TOTAL DEBT SERVICE		796,050.00	796,050.00	.00	.00	.00	796,050.00	.0%



**BUDGET SUMMARIES REPORT**  
ACCOUNT SUMMARY REPORT DECEMBER 2022

FOR 2023 03

	ORIGINAL APPROP	REVISED BUDGET	YTD ACTUAL	MTD ACTUAL	ENCUMBRANCES	AVAILABLE BUDGET	PCT USE/COL
TOTAL GEN OB REFUNDING BOND SR	.00	.00	.00	.00	.00	.00	.0%
TOTAL REVENUES	-796,050.00	-796,050.00	.00	.00	.00	-796,050.00	
TOTAL EXPENSES	796,050.00	796,050.00	.00	.00	.00	796,050.00	
<b>208 SPECIAL TAX REVENUE BONDS 2020</b>							
<b>000 UNDEFINED</b>							
208 470000 INTEREST INCOME	.00	.00	-1,259.90	.00	.00	1,259.90	100.0
208 736100 DRAW FROM RESERVES	-610,816.00	-610,816.00	.00	.00	.00	-610,816.00	.0
208 807900 XFER FROM VENUE HOT STV	-599,740.00	-599,740.00	-599,740.00	-599,740.00	.00	.00	100.0
TOTAL UNDEFINED	-1,210,556.00	-1,210,556.00	-600,999.90	-599,740.00	.00	-609,556.10	49.6%
<b>200 DEBT SERVICE</b>							
20820092 566100 DEBT SERVICE - PRI	470,000.00	470,000.00	.00	.00	.00	470,000.00	.0
20820092 566200 DEBT SERVICE - INT	135,278.00	135,278.00	.00	.00	400.00	134,878.00	.3
20820092 566300 Debt Service Reser	605,278.00	605,278.00	.00	.00	.00	605,278.00	.0
TOTAL DEBT SERVICE	1,210,556.00	1,210,556.00	.00	.00	400.00	1,210,156.00	.0%
TOTAL SPECIAL TAX REVENUE BOND	.00	.00	-600,999.90	-599,740.00	400.00	600,599.90	100.0%
TOTAL REVENUES	-1,210,556.00	-1,210,556.00	-600,999.90	-599,740.00	.00	-609,556.10	
TOTAL EXPENSES	1,210,556.00	1,210,556.00	.00	.00	400.00	1,210,156.00	
<b>301 MPO ROAD CONSTRUCTION</b>							
<b>000 UNDEFINED</b>							
301 470000 INTEREST INCOME	-100.00	-100.00	-3,425.84	.00	.00	3,325.84	3425.8
301 801100 XFER FROM GENERAL FUND	-1,410,100.00	-1,410,100.00	-1,410,100.00	.00	.00	.00	100.0
TOTAL UNDEFINED	-1,410,200.00	-1,410,200.00	-1,413,525.84	.00	.00	3,325.84	100.2%
<b>300 CAPITAL PROJECTS</b>							
30130093 562200 CONTRACT SERVICES	1,410,200.00	1,410,200.00	.00	.00	210,000.00	1,200,200.00	14.9

**BUDGET SUMMARIES REPORT**  
ACCOUNT SUMMARY REPORT DECEMBER 2022

FOR 2023 03

	ORIGINAL APPROP	REVISED BUDGET	YTD ACTUAL	MTD ACTUAL	ENCUMBRANCES	AVAILABLE BUDGET	PCT USE/COL
TOTAL CAPITAL PROJECTS	1,410,200.00	1,410,200.00	.00	.00	210,000.00	1,200,200.00	14.9%
TOTAL MPO ROAD CONSTRUCTION	.00	.00	-1,413,525.84	.00	210,000.00	1,203,525.84	100.0%
TOTAL REVENUES	-1,410,200.00	-1,410,200.00	-1,413,525.84	.00	.00	3,325.84	
TOTAL EXPENSES	1,410,200.00	1,410,200.00	.00	.00	210,000.00	1,200,200.00	

**302 TAX ROAD BOND CONSTRUCTION**

**000 UNDEFINED**

302 470000 INTEREST INCOME	-60,000.00	-60,000.00	-79,944.50	.00	.00	19,944.50	133.2
302 485500 BOND PROCEEDS	-53,525,000.00	-53,525,000.00	.00	.00	.00	-53,525,000.00	.0
302 736100 DRAW FROM RESERVES	-33,056,624.00	-33,056,624.00	.00	.00	.00	-33,056,624.00	.0
TOTAL UNDEFINED	-86,641,624.00	-86,641,624.00	-79,944.50	.00	.00	-86,561,679.50	.1%

**300 CAPITAL PROJECTS**

30230093 520100 SUPPLIES/OTH OPER	.00	.00	4,550.04	4,550.04	1,449.96	-6,000.00	100.0
30230093 561400 PROFESSIONAL SERVI	12,920,000.00	12,920,000.00	329,482.74	329,482.74	1,043,376.45	11,547,140.81	10.6
30230093 562200 CONTRACT SERVICES	58,221,624.00	58,221,624.00	.00	.00	.00	58,221,624.00	.0
30230093 591600 RIGHT OF WAY EXPEN	15,500,000.00	15,500,000.00	2,825,443.00	1,287,035.00	515,191.00	12,159,366.00	21.6
TOTAL CAPITAL PROJECTS	86,641,624.00	86,641,624.00	3,159,475.78	1,621,067.78	1,560,017.41	81,922,130.81	5.4%
TOTAL TAX ROAD BOND CONSTRUCTIO	.00	.00	3,079,531.28	1,621,067.78	1,560,017.41	-4,639,548.69	100.0%
TOTAL REVENUES	-86,641,624.00	-86,641,624.00	-79,944.50	.00	.00	-86,561,679.50	
TOTAL EXPENSES	86,641,624.00	86,641,624.00	3,159,475.78	1,621,067.78	1,560,017.41	81,922,130.81	

**307 CRTS RENOVATIONS #2**

**000 UNDEFINED**

307 470000 INTEREST INCOME	-4,000.00	-4,000.00	-4,164.56	.00	.00	164.56	104.1
307 736100 DRAW FROM RESERVES	-1,900,000.00	-1,900,000.00	.00	.00	.00	-1,900,000.00	.0

**BUDGET SUMMARIES REPORT**  
ACCOUNT SUMMARY REPORT DECEMBER 2022

FOR 2023 03

307	CRTC RENOVATIONS #2	ORIGINAL APPROP	REVISED BUDGET	YTD ACTUAL	MTD ACTUAL	ENCUMBRANCES	AVAILABLE BUDGET	PCT USE/COL
307 801100	XFER FROM GENERAL FUND	-1,010,000.00	-1,010,000.00	.00	.00	.00	-1,010,000.00	.0
	TOTAL UNDEFINED	-2,914,000.00	-2,914,000.00	-4,164.56	.00	.00	-2,909,835.44	.1%

**300 CAPITAL PROJECTS**

30730093 561400	PROFESSIONAL SERVI	143,000.00	143,000.00	.00	.00	142,095.00	905.00	99.4
30730093 610000	BUILDINGS	2,771,000.00	2,771,000.00	.00	.00	.00	2,771,000.00	.0
	TOTAL CAPITAL PROJECTS	2,914,000.00	2,914,000.00	.00	.00	142,095.00	2,771,905.00	4.9%
	TOTAL CRTC RENOVATIONS #2	.00	.00	-4,164.56	.00	142,095.00	-137,930.44	100.0%
	TOTAL REVENUES	-2,914,000.00	-2,914,000.00	-4,164.56	.00	.00	-2,909,835.44	
	TOTAL EXPENSES	2,914,000.00	2,914,000.00	.00	.00	142,095.00	2,771,905.00	

**308 VENUE CAPITAL PROJECT**

**000 UNDEFINED**

308 470000	INTEREST INCOME	.00	.00	-1,397.78	.00	.00	1,397.78	100.0
308 736100	DRAW FROM RESERVES	-169,160.00	-169,160.00	.00	.00	.00	-169,160.00	.0
308 807900	XFER FROM VENUE HOT STV	.00	-745,531.00	-745,530.17	-745,530.17	.00	-.83	100.0
	TOTAL UNDEFINED	-169,160.00	-914,691.00	-746,927.95	-745,530.17	.00	-167,763.05	81.7%

**300 CAPITAL PROJECTS**

30830093 561400	PROFESSIONAL SERVI	169,160.00	169,160.00	.00	.00	.00	169,160.00	.0
30830093 630000	INFRASTRUCTURE	.00	745,531.00	745,530.17	745,530.17	.00	.83	100.0
	TOTAL CAPITAL PROJECTS	169,160.00	914,691.00	745,530.17	745,530.17	.00	169,160.83	81.5%
	TOTAL VENUE CAPITAL PROJECT	.00	.00	-1,397.78	.00	.00	1,397.78	100.0%
	TOTAL REVENUES	-169,160.00	-914,691.00	-746,927.95	-745,530.17	.00	-167,763.05	
	TOTAL EXPENSES	169,160.00	914,691.00	745,530.17	745,530.17	.00	169,160.83	

**401 EMPLOYEE HEALTH BENEFIT**

**000 UNDEFINED**

**BUDGET SUMMARIES REPORT**  
ACCOUNT SUMMARY REPORT DECEMBER 2022

FOR 2023 03

401	EMPLOYEE HEALTH BENEFIT	ORIGINAL APPROP	REVISED BUDGET	YTD ACTUAL	MTD ACTUAL	ENCUMBRANCES	AVAILABLE BUDGET	PCT USE/COL
401 470000	INTEREST INCOME	-20,000.00	-20,000.00	-14,238.71	.00	.00	-5,761.29	71.2
401 480600	INSURANCE REIMBURSEMENT	-50,000.00	-50,000.00	.00	.00	.00	-50,000.00	.0
401 483010	SURVIVOR SB872 INSURANC	-8,000.00	-8,000.00	.00	.00	.00	-8,000.00	.0
401 483100	COBRA INSURANCE PREMIUM	-10,000.00	-10,000.00	-309.18	-154.59	.00	-9,690.82	3.1
401 483200	RETIREE INSURANCE PREMI	-160,000.00	-160,000.00	-22,005.00	-11,115.00	.00	-137,995.00	13.8
401 484400	STOP LOSS REIMBURSEMENT	-250,000.00	-250,000.00	.00	.00	.00	-250,000.00	.0
401 485100	EMPLOYEE MEDICAL SHARE	-1,700,000.00	-1,700,000.00	-369,896.84	-123,385.00	.00	-1,330,103.16	21.8
401 485200	COUNTY MEDICAL SHARE	-10,614,000.00	-10,614,000.00	-2,162,197.65	-722,299.40	.00	-8,451,802.35	20.4
401 489900	OTHER REVENUE	-25,000.00	-25,000.00	-3,932.44	-3,847.44	.00	-21,067.56	15.7
401 736100	DRAW FROM RESERVES	-1,888,000.00	-1,888,000.00	.00	.00	.00	-1,888,000.00	.0

TOTAL UNDEFINED -14,725,000.00 -14,725,000.00 -2,572,579.82 -860,801.43 .00 -12,152,420.18 17.5%

**400 BENEFITS**

40140094 561400	PROFESSIONAL SERVI	40,000.00	40,000.00	30,000.00	.00	.00	10,000.00	75.0
40140094 562200	CONTRACT SERVICES	705,000.00	705,000.00	215,938.65	50,690.24	453,221.35	35,840.00	94.9
40140094 581510	EMPLOYEE HEALTH BE	12,000,000.00	12,000,000.00	2,455,474.90	1,199,648.18	9,145,025.10	399,500.00	96.7
40140094 581600	HSA EMPLOYER CONTR	960,000.00	960,000.00	751,846.12	751,461.52	.00	208,153.88	78.3
40140094 581700	RETIREE HRA PAYMEN	170,000.00	170,000.00	35,817.27	13,865.81	.00	134,182.73	21.1
40140094 581800	MEDICAL STOP LOSS	850,000.00	850,000.00	219,926.76	72,682.32	630,073.24	.00	100.0

TOTAL BENEFITS 14,725,000.00 14,725,000.00 3,709,003.70 2,088,348.07 10,228,319.69 787,676.61 94.7%

TOTAL EMPLOYEE HEALTH BENEFIT .00 .00 1,136,423.88 1,227,546.64 10,228,319.69 -11,364,743.57 100.0%

TOTAL REVENUES -14,725,000.00 -14,725,000.00 -2,572,579.82 -860,801.43 .00 -12,152,420.18  
TOTAL EXPENSES 14,725,000.00 14,725,000.00 3,709,003.70 2,088,348.07 10,228,319.69 787,676.61

**403 WORKERS COMPENSATION**

**000 UNDEFINED**

403 470000	INTEREST INCOME	-20,000.00	-20,000.00	-19,438.59	.00	.00	-561.41	97.2
403 480600	INSURANCE REIMBURSEMENT	-10,000.00	-10,000.00	.00	.00	.00	-10,000.00	.0
403 485210	COUNTY W/C SHARE	-1,800,000.00	-1,800,000.00	-457,944.18	-151,244.27	.00	-1,342,055.82	25.4
403 489900	OTHER REVENUE	-500.00	-500.00	.00	.00	.00	-500.00	.0

TOTAL UNDEFINED -1,830,500.00 -1,830,500.00 -477,382.77 -151,244.27 .00 -1,353,117.23 26.1%

**400 BENEFITS**

**BUDGET SUMMARIES REPORT**  
**ACCOUNT SUMMARY REPORT DECEMBER 2022**

FOR 2023 03

	ORIGINAL APPROP	REVISED BUDGET	YTD ACTUAL	MTD ACTUAL	ENCUMBRANCES	AVAILABLE BUDGET	PCT USE/COL
40340094 520100 SUPPLIES/OTH OPER	500.00	500.00	.00	.00	.00	500.00	.0
40340094 562200 CONTRACT SERVICES	150,000.00	150,000.00	5,301.00	5,301.00	94,699.00	50,000.00	66.7
40340094 580110 INSURANCE PREMIUM	250,000.00	250,000.00	201,338.00	.00	.00	48,662.00	80.5
40340094 581520 WORKERS COMP CLAIM	1,430,000.00	1,430,000.00	186,650.19	80,807.38	513,349.81	730,000.00	49.0
TOTAL BENEFITS	1,830,500.00	1,830,500.00	393,289.19	86,108.38	608,048.81	829,162.00	54.7%
TOTAL WORKERS COMPENSATION	.00	.00	-84,093.58	-65,135.89	608,048.81	-523,955.23	100.0%
TOTAL REVENUES	-1,830,500.00	-1,830,500.00	-477,382.77	-151,244.27	.00	-1,353,117.23	
TOTAL EXPENSES	1,830,500.00	1,830,500.00	393,289.19	86,108.38	608,048.81	829,162.00	
GRAND TOTAL	.00	308,074.00	-39,641,636.36	-22,796,962.71	38,091,718.14	1,857,992.22	-503.1%

\*\* END OF REPORT - Generated by Scott, Rhonda \*\*

# Budget Report

---

For Fiscal: 2022-2023 Period Ending 12/31/22

**Group/Fund Summary**

**BUDGET SUMMARIES REPORT**  
**GROUP SUMMARY REPORT DECEMBER 2022**

FOR 2023 03

	ORIGINAL APPROP	REVISED BUDGET	YTD ACTUAL	MTD ACTUAL	ENCUMBRANCES	AVAILABLE BUDGET	PCT USE/COL
<b>011 GENERAL FUND</b>							
000 UNDEFINED	-123,001,199.00	-122,879,029.00	-26,019,567.77	-22,132,152.17	458.00	-96,859,919.23	21.2%
001 COMMISSIONERS' COURT	718,301.00	718,301.00	162,359.14	53,378.85	3,787.37	552,154.49	23.1%
002 COUNTY JUDGE	276,889.00	276,889.00	63,318.57	23,049.50	716.75	212,853.68	23.1%
003 COUNTY CLERK	1,435,017.00	1,435,017.00	273,363.39	99,491.20	16,707.69	1,144,945.92	20.2%
005 INFORMATION TECHNOLOGY SER	12,055,957.00	12,055,957.00	2,719,032.35	529,138.40	718,663.55	8,618,261.10	28.5%
007 NON DEPARTMENTAL	6,457,718.00	5,979,426.00	1,195,490.88	63,894.63	1,316,906.41	3,467,028.71	42.0%
009 TREASURER	489,860.00	489,860.00	100,545.20	32,683.48	53,315.57	335,999.23	31.4%
010 TAX ASSESSOR/COLLECTOR	2,309,836.00	2,309,836.00	483,104.26	170,705.65	18,091.55	1,808,640.19	21.7%
011 PURCHASING	595,440.00	595,440.00	113,498.27	41,505.29	18,869.66	463,072.07	22.2%
012 AUDITOR	1,526,010.00	1,526,010.00	276,546.27	88,618.40	7,357.70	1,242,106.03	18.6%
013 HUMAN RESOURCES	968,659.00	968,659.00	175,739.73	65,893.72	48,901.45	744,017.82	23.2%
014 COURTS	5,321,144.00	5,321,144.00	1,098,448.83	365,017.97	37,398.60	4,185,296.57	21.3%
015 APPELLATE COURTS	23,604.00	23,604.00	5,778.52	1,767.12	.00	17,825.48	24.5%
023 DISTRICT CLERK	1,999,882.00	1,999,882.00	403,188.43	136,646.19	41,555.08	1,555,138.49	22.2%
030 JUDICIAL COMPLIANCE	402,504.00	402,504.00	85,219.49	28,623.95	.00	317,284.51	21.2%
031 JUSTICE OF THE PEACE PCT 1	384,003.00	384,003.00	86,471.12	29,181.52	1,752.55	295,779.33	23.0%
032 JUSTICE OF THE PEACE PCT 2	353,361.00	353,361.00	76,849.23	25,720.16	3,815.00	272,696.77	22.8%
033 JUSTICE OF THE PEACE PCT 3	409,738.00	409,738.00	85,203.23	28,078.45	1,800.00	322,734.77	21.2%
034 JUSTICE OF THE PEACE PCT 4	402,094.00	402,094.00	90,048.33	30,112.34	3,243.01	308,802.66	23.2%
038 CENTRAL JURY	377,260.00	377,260.00	56,980.43	30,976.48	8,854.47	311,425.10	17.5%
039 JUDICIAL	6,267,898.00	6,375,898.00	2,196,875.62	102,983.05	2,501,550.69	1,677,471.69	73.7%
040 DISTRICT ATTORNEY	8,521,178.00	8,559,178.00	1,661,274.24	569,949.57	334,137.96	6,563,765.80	23.3%
041 CONSTABLE PCT 1	101,321.00	102,761.00	21,564.16	7,189.37	6,673.76	74,523.08	27.5%
042 CONSTABLE PCT 2	99,588.00	99,588.00	19,908.37	6,557.58	4,408.52	75,271.11	24.4%
043 CONSTABLE PCT 3	102,282.00	102,282.00	16,994.22	5,799.59	4,643.65	80,644.13	21.2%
044 CONSTABLE PCT 4	152,401.00	152,401.00	19,749.98	6,466.37	47,172.63	85,478.39	43.9%
045 MEDICAL EXAMINER	2,760,855.00	2,760,855.00	523,950.02	246,558.12	1,326,436.71	910,468.27	67.0%
046 SHERIFF	19,288,225.00	19,477,977.00	3,591,784.22	1,300,252.12	2,891,822.97	12,994,369.81	33.3%
047 DETENTION CENTER	34,061,233.00	34,080,163.00	7,276,728.28	2,411,637.62	3,427,336.44	23,376,098.28	31.4%
048 INMATE TRANSPORTATION	843,290.00	843,290.00	44,427.82	27,308.91	209,836.80	589,025.38	30.2%
049 PUBLIC SAFETY	2,076,412.00	2,076,412.00	955,652.62	352,090.00	938,603.17	182,156.21	91.2%
057 COMM SUPERVISION & CORRECT	123,000.00	123,000.00	864.47	558.22	4,978.03	117,157.50	4.8%
061 FACILITY MAINTENANCE	8,138,005.00	8,138,005.00	1,315,052.30	509,524.82	1,639,517.15	5,183,435.55	36.3%
064 AUTO THEFT TASK FORCE	9,840.00	9,840.00	4,696.09	.00	.00	5,143.91	47.7%
068 GENERAL ASSISTANCE	519,463.00	519,463.00	92,289.64	30,401.43	1,040.48	426,132.88	18.0%
070 VETERAN'S AFFAIRS	72,260.00	72,260.00	16,542.28	5,504.37	.00	55,717.72	22.9%
072 TEXAS AgrILIFE EXT	473,403.00	473,403.00	59,199.66	22,587.47	61,794.78	352,408.56	25.6%
077 ELECTIONS	2,014,665.00	2,014,665.00	385,086.65	96,257.86	435,836.14	1,193,742.21	40.7%
089 LIBRARY SERVICES	291,658.00	291,658.00	34,785.00	.00	.00	256,873.00	11.9%
090 PUBLIC WORKS	576,945.00	576,945.00	117,535.72	38,985.57	6,813.29	452,595.99	21.6%
TOTAL REVENUES	-142,556,377.00	-142,575,307.00	-38,251,654.18	-31,533,225.36	458.00	-104,324,110.82	
TOTAL EXPENSES	142,556,377.00	142,575,307.00	38,138,233.44	16,986,168.53	16,144,339.58	88,292,733.98	

**BUDGET SUMMARIES REPORT**  
**GROUP SUMMARY REPORT DECEMBER 2022**

FOR 2023 03

020	CONSOLIDATED ROAD AND BRIDGE	ORIGINAL APPROP	REVISED BUDGET	YTD ACTUAL	MTD ACTUAL	ENCUMBRANCES	AVAILABLE BUDGET	PCT USE/COL
<b>020 CONSOLIDATED ROAD AND BRIDGE</b>								
000	UNDEFINED	-16,727,556.00	-16,868,656.00	-9,266,440.44	-8,848,334.00	.00	-7,602,215.56	54.9%
190	CONSOLIDATED ROAD AND BRID	16,727,556.00	16,868,656.00	1,868,232.13	992,181.71	4,371,006.14	10,629,417.73	37.0%
	TOTAL REVENUES	-16,727,556.00	-16,868,656.00	-9,266,440.44	-8,848,334.00	.00	-7,602,215.56	
	TOTAL EXPENSES	16,727,556.00	16,868,656.00	1,868,232.13	992,181.71	4,371,006.14	10,629,417.73	
<b>031 PRECINCT 1 PARK</b>								
000	UNDEFINED	-144,260.00	-144,260.00	-56.12	11,895.49	.00	-144,203.88	.0%
191	PRECINCT 1 PARK	144,260.00	144,260.00	12,490.96	4,356.08	12,533.61	119,235.43	17.3%
	TOTAL REVENUES	-202,744.00	-202,744.00	-58,540.12	-46,588.51	.00	-144,203.88	
	TOTAL EXPENSES	202,744.00	202,744.00	70,974.96	62,840.08	12,533.61	119,235.43	
<b>032 SLATON/ROOSEVELT PARK</b>								
000	UNDEFINED	-145,183.00	-145,183.00	-57,742.24	-47,038.51	.00	-87,440.76	39.8%
192	PRECINCT 2 PARK	145,183.00	145,183.00	20,496.80	10,234.58	16,010.70	108,675.50	25.1%
	TOTAL REVENUES	-145,183.00	-145,183.00	-57,742.24	-47,038.51	.00	-87,440.76	
	TOTAL EXPENSES	145,183.00	145,183.00	20,496.80	10,234.58	16,010.70	108,675.50	
<b>033 IDALOU/NEW DEAL PARK</b>								
000	UNDEFINED	-105,548.00	-105,548.00	963.16	11,595.49	.00	-106,511.16	-.9%
193	PRECINCT 3 PARK	105,548.00	105,548.00	12,718.72	4,800.28	8,443.49	84,385.79	20.0%
	TOTAL REVENUES	-164,032.00	-164,032.00	-57,520.84	-46,888.51	.00	-106,511.16	
	TOTAL EXPENSES	164,032.00	164,032.00	71,202.72	63,284.28	8,443.49	84,385.79	
<b>034 SHALLOWATER PARK</b>								
000	UNDEFINED	-141,147.00	-141,147.00	1,253.24	11,845.49	.00	-142,400.24	-.9%
194	PRECINCT 4 PARK	141,147.00	141,147.00	6,229.82	2,732.81	11,685.84	123,231.34	12.7%
	TOTAL REVENUES	-199,631.00	-199,631.00	-57,230.76	-46,638.51	.00	-142,400.24	
	TOTAL EXPENSES	199,631.00	199,631.00	64,713.82	61,216.81	11,685.84	123,231.34	
<b>041 PERMANENT IMPROVEMENT</b>								



**BUDGET SUMMARIES REPORT**  
**GROUP SUMMARY REPORT DECEMBER 2022**

FOR 2023 03

041	PERMANENT IMPROVEMENT	ORIGINAL APPROP	REVISED BUDGET	YTD ACTUAL	MTD ACTUAL	ENCUMBRANCES	AVAILABLE BUDGET	PCT USE/COL
000	UNDEFINED	-9,619,149.00	-9,867,223.00	-1,555,153.67	-1,278,642.61	.00	-8,312,069.33	15.8%
061	FACILITY MAINTENANCE	9,619,149.00	9,867,223.00	1,114,261.95	1,009,423.58	1,872,974.63	6,879,986.42	30.3%
	TOTAL REVENUES	-9,619,149.00	-9,867,223.00	-1,555,153.67	-1,278,642.61	.00	-8,312,069.33	
	TOTAL EXPENSES	9,619,149.00	9,867,223.00	1,114,261.95	1,009,423.58	1,872,974.63	6,879,986.42	
<b>043 LCETRZ NO1 TAX INCREMENT FUND</b>								
000	UNDEFINED	-191,000.00	-191,000.00	-438.75	.00	.00	-190,561.25	.2%
090	PUBLIC WORKS	191,000.00	191,000.00	.00	.00	.00	191,000.00	.0%
	TOTAL REVENUES	-191,000.00	-191,000.00	-438.75	.00	.00	-190,561.25	
	TOTAL EXPENSES	191,000.00	191,000.00	.00	.00	.00	191,000.00	
<b>046 TJJD (P) JJAEP GRANT</b>								
000	UNDEFINED	-80,000.00	-80,000.00	-5,420.50	.00	.00	-74,579.50	6.8%
051	JUVENILE PROBATION	80,000.00	80,000.00	.00	.00	.00	80,000.00	.0%
	TOTAL REVENUES	-80,000.00	-80,000.00	-5,420.50	.00	.00	-74,579.50	
	TOTAL EXPENSES	80,000.00	80,000.00	.00	.00	.00	80,000.00	
<b>047 TJJD (R) REG DIVERSION GRANT</b>								
000	UNDEFINED	-15,628.00	-15,628.00	-13,433.68	.00	.00	-2,194.32	86.0%
051	JUVENILE PROBATION	15,628.00	15,628.00	13,433.68	.00	.00	2,194.32	86.0%
	TOTAL REVENUES	-15,628.00	-15,628.00	-13,433.68	.00	.00	-2,194.32	
	TOTAL EXPENSES	15,628.00	15,628.00	13,433.68	.00	.00	2,194.32	
<b>049 TJJD (S) PREV/INTER GRANT</b>								
000	UNDEFINED	.00	.00	-27,500.00	-5,500.00	.00	27,500.00	100.0%
	TOTAL REVENUES	.00	.00	-27,500.00	-5,500.00	.00	27,500.00	
<b>050 JUVENILE STAR PROGRAM</b>								

**BUDGET SUMMARIES REPORT**  
**GROUP SUMMARY REPORT DECEMBER 2022**

FOR 2023 03

050	JUVENILE STAR PROGRAM	ORIGINAL APPROP	REVISED BUDGET	YTD ACTUAL	MTD ACTUAL	ENCUMBRANCES	AVAILABLE BUDGET	PCT USE/COL
000	UNDEFINED	-661,495.00	-661,495.00	.00	.00	.00	-661,495.00	.0%
051	JUVENILE PROBATION	661,495.00	661,495.00	116,042.04	36,491.10	6,018.52	539,434.44	18.5%
	TOTAL REVENUES	-661,495.00	-661,495.00	.00	.00	.00	-661,495.00	
	TOTAL EXPENSES	661,495.00	661,495.00	116,042.04	36,491.10	6,018.52	539,434.44	
<b>051 JUVENILE PROBATION</b>								
000	UNDEFINED	-2,602,678.00	-2,354,604.00	-2,133,424.13	-706,118.02	.00	-221,179.87	90.6%
051	JUVENILE PROBATION	2,602,678.00	2,602,678.00	495,618.44	167,316.65	129,733.79	1,977,325.77	24.0%
	TOTAL REVENUES	-12,085,221.00	-12,085,221.00	-2,133,424.13	-706,118.02	.00	-9,951,796.87	
	TOTAL EXPENSES	12,085,221.00	12,333,295.00	495,618.44	167,316.65	129,733.79	11,707,942.77	
<b>054 TJJD (A) JUV PROB COMM GRANT</b>								
000	UNDEFINED	-2,201,578.00	-2,201,578.00	-442,724.16	-109,487.00	.00	-1,758,853.84	20.1%
051	JUVENILE PROBATION	2,201,578.00	2,201,578.00	333,135.25	107,178.62	119,902.55	1,748,540.20	20.6%
	TOTAL REVENUES	-2,201,578.00	-2,201,578.00	-442,724.16	-109,487.00	.00	-1,758,853.84	
	TOTAL EXPENSES	2,201,578.00	2,201,578.00	333,135.25	107,178.62	119,902.55	1,748,540.20	
<b>055 JUVENILE DETENTION</b>								
000	UNDEFINED	-5,432,696.00	-5,432,696.00	-250,570.00	-90,475.00	.00	-5,182,126.00	4.6%
051	JUVENILE PROBATION	5,432,696.00	5,432,696.00	886,446.40	263,012.92	118,508.70	4,427,740.90	18.5%
	TOTAL REVENUES	-5,432,696.00	-5,432,696.00	-250,570.00	-90,475.00	.00	-5,182,126.00	
	TOTAL EXPENSES	5,432,696.00	5,432,696.00	886,446.40	263,012.92	118,508.70	4,427,740.90	
<b>057 JUVENILE FOOD SERVICE</b>								
000	UNDEFINED	-419,096.00	-419,096.00	-35,121.61	.00	.00	-383,974.39	8.4%
051	JUVENILE PROBATION	419,096.00	419,096.00	96,955.20	25,530.35	152,591.70	169,549.10	59.5%
	TOTAL REVENUES	-419,096.00	-419,096.00	-35,121.61	.00	.00	-383,974.39	
	TOTAL EXPENSES	419,096.00	419,096.00	96,955.20	25,530.35	152,591.70	169,549.10	
<b>064 TJJD (E) TITLE IV E GRANT</b>								

**BUDGET SUMMARIES REPORT**  
**GROUP SUMMARY REPORT DECEMBER 2022**

FOR 2023 03

064	TJJD (E) TITLE IV E GRANT	ORIGINAL APPROP	REVISED BUDGET	YTD ACTUAL	MTD ACTUAL	ENCUMBRANCES	AVAILABLE BUDGET	PCT USE/COL
000 UNDEFINED		-204,400.00	-204,400.00	-3,118.91	.00	.00	-201,281.09	1.5%
051 JUVENILE PROBATION		204,400.00	204,400.00	.00	.00	.00	204,400.00	.0%
	TOTAL REVENUES	-204,400.00	-204,400.00	-3,118.91	.00	.00	-201,281.09	
	TOTAL EXPENSES	204,400.00	204,400.00	.00	.00	.00	204,400.00	
<b>067 CJD DWI COURT GRANT</b>								
000 UNDEFINED		-32,951.00	-32,951.00	-7,724.35	-6,102.55	.00	-25,226.65	23.4%
014 COURTS		32,951.00	32,951.00	7,724.35	659.66	1,590.00	23,636.65	28.3%
	TOTAL REVENUES	-32,951.00	-32,951.00	-7,724.35	-6,102.55	.00	-25,226.65	
	TOTAL EXPENSES	32,951.00	32,951.00	7,724.35	659.66	1,590.00	23,636.65	
<b>070 ON LINE ACCESS</b>								
000 UNDEFINED		-185,000.00	-185,000.00	-692.30	.00	.00	-184,307.70	.4%
014 COURTS		185,000.00	185,000.00	1,494.72	1,494.72	5,246.18	178,259.10	3.6%
	TOTAL REVENUES	-185,000.00	-185,000.00	-692.30	.00	.00	-184,307.70	
	TOTAL EXPENSES	185,000.00	185,000.00	1,494.72	1,494.72	5,246.18	178,259.10	
<b>072 CJD DRUG COURT GRANT</b>								
000 UNDEFINED		-44,092.00	-44,092.00	-4,916.53	-4,896.13	.00	-39,175.47	11.2%
014 COURTS		44,092.00	44,092.00	4,916.53	126.01	550.00	38,625.47	12.4%
	TOTAL REVENUES	-44,092.00	-44,092.00	-4,916.53	-4,896.13	.00	-39,175.47	
	TOTAL EXPENSES	44,092.00	44,092.00	4,916.53	126.01	550.00	38,625.47	
<b>074 COUNTY DRUG COURT COURT COST</b>								
000 UNDEFINED		-33,240.00	-33,240.00	-5,965.40	-1,889.69	.00	-27,274.60	17.9%
014 COURTS		33,240.00	33,240.00	545.61	.00	500.00	32,194.39	3.1%
	TOTAL REVENUES	-33,240.00	-33,240.00	-5,965.40	-1,889.69	.00	-27,274.60	
	TOTAL EXPENSES	33,240.00	33,240.00	545.61	.00	500.00	32,194.39	
<b>075 DISPUTE RESOLUTION</b>								

**BUDGET SUMMARIES REPORT**  
**GROUP SUMMARY REPORT DECEMBER 2022**

FOR 2023 03

075	DISPUTE RESOLUTION	ORIGINAL APPROP	REVISED BUDGET	YTD ACTUAL	MTD ACTUAL	ENCUMBRANCES	AVAILABLE BUDGET	PCT USE/COL
000 UNDEFINED		-379,026.00	-378,875.00	-69,351.24	-23,347.57	.00	-309,523.76	18.3%
075 DISPUTE RESOLUTION		379,026.00	378,875.00	82,924.56	31,410.18	10,106.18	285,844.26	24.6%
	TOTAL REVENUES	-379,026.00	-379,026.00	-69,442.01	-23,347.57	.00	-309,583.99	
	TOTAL EXPENSES	379,026.00	379,026.00	83,015.33	31,410.18	10,106.18	285,904.49	
<b>076 USDA AG MEDIATION GRANT</b>								
000 UNDEFINED		-420,000.00	-420,000.00	-81.25	.00	.00	-419,918.75	.0%
076 USDA AG MEDIATION GRANT		420,000.00	420,000.00	52,379.38	17,746.35	591.47	367,029.15	12.6%
	TOTAL REVENUES	-420,000.00	-420,000.00	-81.25	.00	.00	-419,918.75	
	TOTAL EXPENSES	420,000.00	420,000.00	52,379.38	17,746.35	591.47	367,029.15	
<b>077 DOMESTIC RELATIONS OFFICE</b>								
000 UNDEFINED		-212,344.00	-227,344.00	-30,841.98	-18,225.08	.00	-196,502.02	13.6%
075 DISPUTE RESOLUTION		212,344.00	227,344.00	40,298.81	15,921.31	878.38	186,166.81	18.1%
	TOTAL REVENUES	-212,344.00	-227,344.00	-30,841.98	-18,225.08	.00	-196,502.02	
	TOTAL EXPENSES	212,344.00	227,344.00	40,298.81	15,921.31	878.38	186,166.81	
<b>078 MEDIATION &amp; MENTAL HEALTH GRAN</b>								
000 UNDEFINED		.00	-2,397.00	-1,889.10	.00	.00	-507.90	78.8%
076 USDA AG MEDIATION GRANT		.00	2,397.00	1,889.10	1,528.00	.00	507.90	78.8%
	TOTAL REVENUES	.00	-2,397.00	-1,889.10	.00	.00	-507.90	
	TOTAL EXPENSES	.00	2,397.00	1,889.10	1,528.00	.00	507.90	
<b>079 VENUE HOT &amp; STVR TAX</b>								
000 UNDEFINED		-2,135,099.00	-1,389,568.00	718,684.18	1,056,602.85	.00	-2,108,252.18	-51.7%
001 COMMISSIONERS' COURT		2,135,099.00	1,389,568.00	53.29	.00	.00	1,389,514.71	.0%
	TOTAL REVENUES	-2,735,000.00	-2,735,000.00	-626,585.99	-288,667.32	.00	-2,108,414.01	
	TOTAL EXPENSES	2,735,000.00	2,735,000.00	1,345,323.46	1,345,270.17	.00	1,389,676.54	
<b>081 LAW LIBRARY</b>								

**BUDGET SUMMARIES REPORT**  
**GROUP SUMMARY REPORT DECEMBER 2022**

FOR 2023 03

081	LAW LIBRARY	ORIGINAL APPROP	REVISED BUDGET	YTD ACTUAL	MTD ACTUAL	ENCUMBRANCES	AVAILABLE BUDGET	PCT USE/COL
000	UNDEFINED	-201,110.00	-201,110.00	-64,024.70	-40,656.03	.00	-137,085.30	31.8%
081	LAW LIBRARY	201,110.00	201,110.00	80,711.67	12,412.85	52,499.30	67,899.03	66.2%
	TOTAL REVENUES	-201,110.00	-201,110.00	-64,024.70	-40,656.03	.00	-137,085.30	
	TOTAL EXPENSES	201,110.00	201,110.00	80,711.67	12,412.85	52,499.30	67,899.03	
<b>083 ELECTION SERVICES</b>								
000	UNDEFINED	-769,775.00	-769,775.00	-97,000.00	.00	.00	-672,775.00	12.6%
077	ELECTIONS	769,775.00	769,775.00	378,057.60	58,712.75	110,879.26	280,838.14	63.5%
	TOTAL REVENUES	-769,775.00	-769,775.00	-97,000.00	.00	.00	-672,775.00	
	TOTAL EXPENSES	769,775.00	769,775.00	378,057.60	58,712.75	110,879.26	280,838.14	
<b>084 HELP AMERICA VOTE ACT</b>								
000	UNDEFINED	-4,024,697.00	-4,024,697.00	-325.64	.00	.00	-4,024,371.36	.0%
077	ELECTIONS	4,024,697.00	4,024,697.00	.00	.00	.00	4,024,697.00	.0%
	TOTAL REVENUES	-4,024,697.00	-4,024,697.00	-325.64	.00	.00	-4,024,371.36	
	TOTAL EXPENSES	4,024,697.00	4,024,697.00	.00	.00	.00	4,024,697.00	
<b>085 ELECTION ADMINISTRATION</b>								
000	UNDEFINED	-64,000.00	-64,000.00	-506.39	.00	.00	-63,493.61	.8%
077	ELECTIONS	64,000.00	64,000.00	21,038.59	1,701.59	74.06	42,887.35	33.0%
	TOTAL REVENUES	-64,000.00	-64,000.00	-506.39	.00	.00	-63,493.61	
	TOTAL EXPENSES	64,000.00	64,000.00	21,038.59	1,701.59	74.06	42,887.35	
<b>086 ELECTION EQUIPMENT</b>								
000	UNDEFINED	-75,100.00	-75,100.00	-640.14	.00	.00	-74,459.86	.9%
077	ELECTIONS	75,100.00	75,100.00	.00	.00	.00	75,100.00	.0%
	TOTAL REVENUES	-75,100.00	-75,100.00	-640.14	.00	.00	-74,459.86	
	TOTAL EXPENSES	75,100.00	75,100.00	.00	.00	.00	75,100.00	
<b>090 DIST CLK RECORDS MGT. AND PRES</b>								

**BUDGET SUMMARIES REPORT**  
**GROUP SUMMARY REPORT DECEMBER 2022**

FOR 2023 03

090	DIST CLK RECORDS MGT. AND PRES	ORIGINAL APPROP	REVISED BUDGET	YTD ACTUAL	MTD ACTUAL	ENCUMBRANCES	AVAILABLE BUDGET	PCT USE/COL
000 UNDEFINED		-43,302.00	-43,302.00	-271.92	-44.87	.00	-43,030.08	.6%
023 DISTRICT CLERK		43,302.00	43,302.00	4,183.39	1,540.91	15,212.00	23,906.61	44.8%
	TOTAL REVENUES	-43,302.00	-43,302.00	-271.92	-44.87	.00	-43,030.08	
	TOTAL EXPENSES	43,302.00	43,302.00	4,183.39	1,540.91	15,212.00	23,906.61	
<b>091 CTY CLK RECORDS MGT. AND PRES</b>								
000 UNDEFINED		-648,458.00	-648,458.00	-117,797.41	-36,431.62	.00	-530,660.59	18.2%
003 COUNTY CLERK		648,458.00	648,458.00	4,047.78	.00	.00	644,410.22	.6%
	TOTAL REVENUES	-648,458.00	-648,458.00	-117,797.41	-36,431.62	.00	-530,660.59	
	TOTAL EXPENSES	648,458.00	648,458.00	4,047.78	.00	.00	644,410.22	
<b>092 CTY RECORDS MGT. AND PRES</b>								
000 UNDEFINED		-86,201.00	-86,201.00	-36,280.71	-11,665.53	.00	-49,920.29	42.1%
001 COMMISSIONERS' COURT		86,201.00	86,201.00	18,266.39	6,077.63	.00	67,934.61	21.2%
	TOTAL REVENUES	-86,201.00	-86,201.00	-36,280.71	-11,665.53	.00	-49,920.29	
	TOTAL EXPENSES	86,201.00	86,201.00	18,266.39	6,077.63	.00	67,934.61	
<b>093 COURTHOUSE SECURITY</b>								
000 UNDEFINED		-115,171.00	-115,171.00	-36,517.94	-12,192.52	.00	-78,653.06	31.7%
046 SHERIFF		115,171.00	115,171.00	46,526.89	15,646.51	7,257.26	61,386.85	46.7%
	TOTAL REVENUES	-115,171.00	-115,171.00	-36,517.94	-12,192.52	.00	-78,653.06	
	TOTAL EXPENSES	115,171.00	115,171.00	46,526.89	15,646.51	7,257.26	61,386.85	
<b>094 COURT RECORD PRESERVATION</b>								
000 UNDEFINED		-48,600.00	-48,600.00	-662.87	-10.04	.00	-47,937.13	1.4%
001 COMMISSIONERS' COURT		48,600.00	48,600.00	.00	.00	19,561.06	29,038.94	40.2%
	TOTAL REVENUES	-48,600.00	-48,600.00	-662.87	-10.04	.00	-47,937.13	
	TOTAL EXPENSES	48,600.00	48,600.00	.00	.00	19,561.06	29,038.94	
<b>095 LOCAL TRUANCY PREVENT &amp; DIVERS</b>								

**BUDGET SUMMARIES REPORT**  
**GROUP SUMMARY REPORT DECEMBER 2022**

FOR 2023 03

095	LOCAL TRUANCY PREVENT & DIVERS	ORIGINAL APPROP	REVISED BUDGET	YTD ACTUAL	MTD ACTUAL	ENCUMBRANCES	AVAILABLE BUDGET	PCT USE/COL
000 UNDEFINED		-20,015.00	-20,015.00	-2,950.62	-942.51	.00	-17,064.38	14.7%
001 COMMISSIONERS' COURT		20,015.00	20,015.00	40.00	.00	.00	19,975.00	.2%
	TOTAL REVENUES	-20,015.00	-20,015.00	-2,950.62	-942.51	.00	-17,064.38	
	TOTAL EXPENSES	20,015.00	20,015.00	40.00	.00	.00	19,975.00	
<b>096 HISTORICAL COMMISSION</b>								
000 UNDEFINED		-18,300.00	-18,300.00	-5,582.57	-5,550.00	.00	-12,717.43	30.5%
001 COMMISSIONERS' COURT		18,300.00	18,300.00	2,517.07	.00	.00	15,782.93	13.8%
	TOTAL REVENUES	-18,300.00	-18,300.00	-5,582.57	-5,550.00	.00	-12,717.43	
	TOTAL EXPENSES	18,300.00	18,300.00	2,517.07	.00	.00	15,782.93	
<b>097 CHILD ABUSE PREVENTION</b>								
000 UNDEFINED		-1,525.00	-1,525.00	-59.49	-2.57	.00	-1,465.51	3.9%
001 COMMISSIONERS' COURT		1,525.00	1,525.00	.00	.00	.00	1,525.00	.0%
	TOTAL REVENUES	-1,525.00	-1,525.00	-59.49	-2.57	.00	-1,465.51	
	TOTAL EXPENSES	1,525.00	1,525.00	.00	.00	.00	1,525.00	
<b>099 CTY/DIST COURT TECHNOLOGY</b>								
000 UNDEFINED		-4,500.00	-4,500.00	-1,101.31	-283.95	.00	-3,398.69	24.5%
001 COMMISSIONERS' COURT		4,500.00	4,500.00	.00	.00	.00	4,500.00	.0%
	TOTAL REVENUES	-4,500.00	-4,500.00	-1,101.31	-283.95	.00	-3,398.69	
	TOTAL EXPENSES	4,500.00	4,500.00	.00	.00	.00	4,500.00	
<b>102 DIST COURT RECORDS TECHNOLOGY</b>								
000 UNDEFINED		-60,000.00	-60,000.00	-395.35	-40.11	.00	-59,604.65	.7%
023 DISTRICT CLERK		60,000.00	60,000.00	.00	.00	57,183.19	2,816.81	95.3%
	TOTAL REVENUES	-60,000.00	-60,000.00	-395.35	-40.11	.00	-59,604.65	
	TOTAL EXPENSES	60,000.00	60,000.00	.00	.00	57,183.19	2,816.81	
<b>103 COUNTY CLERK RECORDS ARCHIVES</b>								

**BUDGET SUMMARIES REPORT**  
**GROUP SUMMARY REPORT DECEMBER 2022**

FOR 2023 03

103	COUNTY CLERK RECORDS ARCHIVES	ORIGINAL APPROP	REVISED BUDGET	YTD ACTUAL	MTD ACTUAL	ENCUMBRANCES	AVAILABLE BUDGET	PCT USE/COL
000 UNDEFINED		-1,480,000.00	-1,480,000.00	-113,736.04	-36,140.00	.00	-1,366,263.96	7.7%
003 COUNTY CLERK		1,480,000.00	1,480,000.00	6,728.80	2,653.20	243,247.00	1,230,024.20	16.9%
	TOTAL REVENUES	-1,480,000.00	-1,480,000.00	-113,736.04	-36,140.00	.00	-1,366,263.96	
	TOTAL EXPENSES	1,480,000.00	1,480,000.00	6,728.80	2,653.20	243,247.00	1,230,024.20	
<b>105 COMMUNITY/ECONOMIC DEV PRG</b>								
000 UNDEFINED		-24,710.00	-24,710.00	-1,204.38	.00	.00	-23,505.62	4.9%
002 COUNTY JUDGE		24,710.00	84,710.00	1,500.00	.00	5,500.00	77,710.00	8.3%
	TOTAL REVENUES	-24,710.00	-24,710.00	-1,204.38	.00	.00	-23,505.62	
	TOTAL EXPENSES	24,710.00	84,710.00	1,500.00	.00	5,500.00	77,710.00	
<b>106 AMERICAN RESCUE PLAN ACT</b>								
000 UNDEFINED		-30,372,468.00	-25,698,352.00	-30,020,061.70	.00	.00	4,321,709.70	116.8%
001 COMMISSIONERS' COURT		30,372,468.00	25,698,352.00	148,052.61	85,698.51	1,477,765.84	24,072,533.55	6.3%
	TOTAL REVENUES	-34,372,468.00	-29,698,352.00	-30,020,061.70	.00	.00	321,709.70	
	TOTAL EXPENSES	34,372,468.00	29,698,352.00	148,052.61	85,698.51	1,477,765.84	28,072,533.55	
<b>108 JP1 JUSTICE COURT TECHNOLOGY</b>								
000 UNDEFINED		-28,801.00	-28,801.00	-1,258.29	-381.67	.00	-27,542.71	4.4%
001 COMMISSIONERS' COURT		28,801.00	28,801.00	270.64	270.64	2,729.36	25,801.00	10.4%
	TOTAL REVENUES	-28,801.00	-28,801.00	-1,258.29	-381.67	.00	-27,542.71	
	TOTAL EXPENSES	28,801.00	28,801.00	270.64	270.64	2,729.36	25,801.00	
<b>109 JP2 JUSTICE COURT TECHNOLOGY</b>								
000 UNDEFINED		-20,000.00	-20,000.00	-547.88	-127.86	.00	-19,452.12	2.7%
001 COMMISSIONERS' COURT		20,000.00	20,000.00	.00	.00	.00	20,000.00	.0%
	TOTAL REVENUES	-20,000.00	-20,000.00	-547.88	-127.86	.00	-19,452.12	
	TOTAL EXPENSES	20,000.00	20,000.00	.00	.00	.00	20,000.00	
<b>110 JP3 JUSTICE COURT TECHNOLOGY</b>								



**BUDGET SUMMARIES REPORT**  
**GROUP SUMMARY REPORT DECEMBER 2022**

FOR 2023 03

110	JP3 JUSTICE COURT TECHNOLOGY	ORIGINAL APPROP	REVISED BUDGET	YTD ACTUAL	MTD ACTUAL	ENCUMBRANCES	AVAILABLE BUDGET	PCT USE/COL
000	UNDEFINED	-20,518.00	-20,518.00	-352.19	-100.47	.00	-20,165.81	1.7%
001	COMMISSIONERS' COURT	20,518.00	20,518.00	74.00	.00	5,503.61	14,940.39	27.2%
	TOTAL REVENUES	-20,518.00	-20,518.00	-352.19	-100.47	.00	-20,165.81	
	TOTAL EXPENSES	20,518.00	20,518.00	74.00	.00	5,503.61	14,940.39	
<b>111 JP4 JUSTICE COURT TECHNOLOGY</b>								
000	UNDEFINED	-8,550.00	-8,550.00	-1,047.86	-238.44	.00	-7,502.14	12.3%
001	COMMISSIONERS' COURT	8,550.00	8,550.00	.00	.00	.00	8,550.00	.0%
	TOTAL REVENUES	-8,550.00	-8,550.00	-1,047.86	-238.44	.00	-7,502.14	
	TOTAL EXPENSES	8,550.00	8,550.00	.00	.00	.00	8,550.00	
<b>112 COURT FACILITY FEE</b>								
000	UNDEFINED	-95,000.00	-95,000.00	-20,165.01	-6,776.64	.00	-74,834.99	21.2%
001	COMMISSIONERS' COURT	95,000.00	95,000.00	.00	.00	.00	95,000.00	.0%
	TOTAL REVENUES	-95,000.00	-95,000.00	-20,165.01	-6,776.64	.00	-74,834.99	
	TOTAL EXPENSES	95,000.00	95,000.00	.00	.00	.00	95,000.00	
<b>114 JUDICIAL EDUCATION &amp; SUPPORT</b>								
000	UNDEFINED	-5,568.00	-5,568.00	-1,033.94	-350.00	.00	-4,534.06	18.6%
001	COMMISSIONERS' COURT	5,568.00	5,568.00	.00	.00	.00	5,568.00	.0%
	TOTAL REVENUES	-5,568.00	-5,568.00	-1,033.94	-350.00	.00	-4,534.06	
	TOTAL EXPENSES	5,568.00	5,568.00	.00	.00	.00	5,568.00	
<b>115 LANGUAGE ACCESS</b>								
000	UNDEFINED	-33,414.00	-33,414.00	-8,624.93	-2,705.52	.00	-24,789.07	25.8%
001	COMMISSIONERS' COURT	33,414.00	33,414.00	.00	.00	.00	33,414.00	.0%
	TOTAL REVENUES	-33,414.00	-33,414.00	-8,624.93	-2,705.52	.00	-24,789.07	
	TOTAL EXPENSES	33,414.00	33,414.00	.00	.00	.00	33,414.00	
<b>122 SHERIFF CONTRABAND</b>								

**BUDGET SUMMARIES REPORT**  
**GROUP SUMMARY REPORT DECEMBER 2022**

FOR 2023 03

122	SHERIFF CONTRABAND	ORIGINAL APPROP	REVISED BUDGET	YTD ACTUAL	MTD ACTUAL	ENCUMBRANCES	AVAILABLE BUDGET	PCT USE/COL
000	UNDEFINED	-390,000.00	-390,000.00	.00	.00	.00	-390,000.00	.0%
046	SHERIFF	390,000.00	390,000.00	.00	.00	.00	390,000.00	.0%
	TOTAL REVENUES	-390,000.00	-390,000.00	.00	.00	.00	-390,000.00	
	TOTAL EXPENSES	390,000.00	390,000.00	.00	.00	.00	390,000.00	
<b>124 INMATE SUPPLY</b>								
000	UNDEFINED	-1,114,000.00	-1,114,000.00	.00	.00	.00	-1,114,000.00	.0%
047	DETENTION CENTER	1,114,000.00	1,114,000.00	.00	.00	.00	1,114,000.00	.0%
	TOTAL REVENUES	-1,114,000.00	-1,114,000.00	.00	.00	.00	-1,114,000.00	
	TOTAL EXPENSES	1,114,000.00	1,114,000.00	.00	.00	.00	1,114,000.00	
<b>126 VINE GRANT</b>								
000	UNDEFINED	-30,171.00	-30,171.00	.00	.00	.00	-30,171.00	.0%
046	SHERIFF	30,171.00	30,171.00	.00	.00	29,403.16	767.84	97.5%
	TOTAL REVENUES	-30,171.00	-30,171.00	.00	.00	.00	-30,171.00	
	TOTAL EXPENSES	30,171.00	30,171.00	.00	.00	29,403.16	767.84	
<b>128 HOMELAND SECURITY GRANT</b>								
000	UNDEFINED	-150,700.00	-160,705.00	.00	.00	.00	-160,705.00	.0%
046	SHERIFF	150,700.00	160,705.00	.00	.00	43,445.11	117,259.89	27.0%
	TOTAL REVENUES	-150,700.00	-160,705.00	.00	.00	.00	-160,705.00	
	TOTAL EXPENSES	150,700.00	160,705.00	.00	.00	43,445.11	117,259.89	
<b>129 HAZARD MITIGATION GRANT-EM</b>								
000	UNDEFINED	-243,600.00	-243,600.00	.00	.00	.00	-243,600.00	.0%
046	SHERIFF	243,600.00	243,600.00	.00	.00	.00	243,600.00	.0%
	TOTAL REVENUES	-243,600.00	-243,600.00	.00	.00	.00	-243,600.00	
	TOTAL EXPENSES	243,600.00	243,600.00	.00	.00	.00	243,600.00	
<b>130 PROJECT SAFE NEIGHBORHOOD</b>								

**BUDGET SUMMARIES REPORT**  
**GROUP SUMMARY REPORT DECEMBER 2022**

FOR 2023 03

130	PROJECT SAFE NEIGHBORHOOD	ORIGINAL APPROP	REVISED BUDGET	YTD ACTUAL	MTD ACTUAL	ENCUMBRANCES	AVAILABLE BUDGET	PCT USE/COL
000 UNDEFINED		-81,753.00	-81,753.00	.00	.00	.00	-81,753.00	.0%
046 SHERIFF		81,753.00	81,753.00	.00	.00	.00	81,753.00	.0%
	TOTAL REVENUES	-81,753.00	-81,753.00	.00	.00	.00	-81,753.00	
	TOTAL EXPENSES	81,753.00	81,753.00	.00	.00	.00	81,753.00	
<b>142 LEOSE SHERIFF</b>								
000 UNDEFINED		-125,000.00	-125,000.00	-317.92	.00	.00	-124,682.08	.3%
046 SHERIFF		125,000.00	125,000.00	.00	.00	.00	125,000.00	.0%
	TOTAL REVENUES	-125,000.00	-125,000.00	-317.92	.00	.00	-124,682.08	
	TOTAL EXPENSES	125,000.00	125,000.00	.00	.00	.00	125,000.00	
<b>145 SHERIFF COMMISSARY SALARY</b>								
000 UNDEFINED		-771,814.00	-771,814.00	-183,299.54	-95,101.94	.00	-588,514.46	23.7%
047 DETENTION CENTER		771,814.00	771,814.00	185,339.19	63,573.94	.00	586,474.81	24.0%
	TOTAL REVENUES	-771,814.00	-771,814.00	-183,299.54	-95,101.94	.00	-588,514.46	
	TOTAL EXPENSES	771,814.00	771,814.00	185,339.19	63,573.94	.00	586,474.81	
<b>150 TAG GRANT</b>								
000 UNDEFINED		-1,859,810.00	-1,859,810.00	-199,219.19	-130,727.53	.00	-1,660,590.81	10.7%
046 SHERIFF		1,859,810.00	1,859,810.00	199,219.19	53,748.04	235,629.09	1,424,961.72	23.4%
	TOTAL REVENUES	-1,859,810.00	-1,859,810.00	-199,219.19	-130,727.53	.00	-1,660,590.81	
	TOTAL EXPENSES	1,859,810.00	1,859,810.00	199,219.19	53,748.04	235,629.09	1,424,961.72	
<b>161 CDA BUSINESS CRIMES</b>								
000 UNDEFINED		-108,500.00	-108,500.00	.00	.00	.00	-108,500.00	.0%
040 DISTRICT ATTORNEY		108,500.00	108,500.00	246.80	246.80	.00	108,253.20	.2%
	TOTAL REVENUES	-108,500.00	-108,500.00	.00	.00	.00	-108,500.00	
	TOTAL EXPENSES	108,500.00	108,500.00	246.80	246.80	.00	108,253.20	
<b>163 CDA CONTRABAND</b>								

**BUDGET SUMMARIES REPORT**  
**GROUP SUMMARY REPORT DECEMBER 2022**

FOR 2023 03

163	CDA CONTRABAND	ORIGINAL APPROP	REVISED BUDGET	YTD ACTUAL	MTD ACTUAL	ENCUMBRANCES	AVAILABLE BUDGET	PCT USE/COL
000	UNDEFINED	-76,500.00	-76,500.00	.00	.00	.00	-76,500.00	.0%
040	DISTRICT ATTORNEY	76,500.00	76,500.00	842.02	169.91	.00	75,657.98	1.1%
	TOTAL REVENUES	-76,500.00	-76,500.00	.00	.00	.00	-76,500.00	
	TOTAL EXPENSES	76,500.00	76,500.00	842.02	169.91	.00	75,657.98	
<b>164 CDA SPATTF GRANT</b>								
000	UNDEFINED	-895,216.00	-895,216.00	-202,578.49	-22,662.51	.00	-692,637.51	22.6%
040	DISTRICT ATTORNEY	895,216.00	895,216.00	237,508.83	85,417.19	31,025.96	626,681.21	30.0%
	TOTAL REVENUES	-895,216.00	-895,216.00	-202,578.49	-22,662.51	.00	-692,637.51	
	TOTAL EXPENSES	895,216.00	895,216.00	237,508.83	85,417.19	31,025.96	626,681.21	
<b>166 CDA JAG GRANT</b>								
000	UNDEFINED	-153,256.00	-153,256.00	-157,743.30	-507.87	.00	4,487.30	102.9%
040	DISTRICT ATTORNEY	153,256.00	153,256.00	1,789.35	.00	21,534.51	129,932.14	15.2%
	TOTAL REVENUES	-153,256.00	-153,256.00	-157,743.30	-507.87	.00	4,487.30	
	TOTAL EXPENSES	153,256.00	153,256.00	1,789.35	.00	21,534.51	129,932.14	
<b>168 CDA Border Prosecution Unit</b>								
000	UNDEFINED	-149,762.00	-149,762.00	-30,805.36	-10,215.11	.00	-118,956.64	20.6%
040	DISTRICT ATTORNEY	149,762.00	149,762.00	30,805.36	10,215.11	.00	118,956.64	20.6%
	TOTAL REVENUES	-149,762.00	-149,762.00	-30,805.36	-10,215.11	.00	-118,956.64	
	TOTAL EXPENSES	149,762.00	149,762.00	30,805.36	10,215.11	.00	118,956.64	
<b>171 CDA VOCA VICTIM ADV PROJECT</b>								
000	UNDEFINED	-155,108.00	-155,108.00	-32,990.51	-10,977.21	.00	-122,117.49	21.3%
040	DISTRICT ATTORNEY	155,108.00	155,108.00	32,990.51	10,977.21	.00	122,117.49	21.3%
	TOTAL REVENUES	-155,108.00	-155,108.00	-32,990.51	-10,977.21	.00	-122,117.49	
	TOTAL EXPENSES	155,108.00	155,108.00	32,990.51	10,977.21	.00	122,117.49	
<b>201 GEN OB REFUNDING BOND SRS 2016</b>								

**BUDGET SUMMARIES REPORT**  
**GROUP SUMMARY REPORT DECEMBER 2022**

FOR 2023 03

201	GEN OB REFUNDING BOND SRS	2016	ORIGINAL APPROP	REVISED BUDGET	YTD ACTUAL	MTD ACTUAL	ENCUMBRANCES	AVAILABLE BUDGET	PCT USE/COL
000 UNDEFINED		-5,735,375.00	-5,735,375.00	-5,735,375.00	-2,524,531.17	-2,099,833.92	.00	-3,210,843.83	44.0%
200 DEBT SERVICE		5,735,375.00	5,735,375.00	5,735,375.00	.00	.00	318.00	5,735,057.00	.0%
	TOTAL REVENUES	-5,735,375.00	-5,735,375.00	-5,735,375.00	-2,524,531.17	-2,099,833.92	.00	-3,210,843.83	
	TOTAL EXPENSES	5,735,375.00	5,735,375.00	5,735,375.00	.00	.00	318.00	5,735,057.00	
<b>202 UNLIMITED TAX ROAD BONDS</b>									
000 UNDEFINED		-1,888,063.00	-1,888,063.00	-1,888,063.00	-829,190.32	-690,927.89	.00	-1,058,872.68	43.9%
200 DEBT SERVICE		1,888,063.00	1,888,063.00	1,888,063.00	400.00	.00	.00	1,887,663.00	.0%
	TOTAL REVENUES	-1,888,063.00	-1,888,063.00	-1,888,063.00	-829,190.32	-690,927.89	.00	-1,058,872.68	
	TOTAL EXPENSES	1,888,063.00	1,888,063.00	1,888,063.00	400.00	.00	.00	1,887,663.00	
<b>203 GEN OB REFUNDING BOND SRS 2021</b>									
000 UNDEFINED		-742,300.00	-742,300.00	-742,300.00	-324,902.68	-271,140.94	.00	-417,397.32	43.8%
200 DEBT SERVICE		742,300.00	742,300.00	742,300.00	.00	.00	400.00	741,900.00	.1%
	TOTAL REVENUES	-742,300.00	-742,300.00	-742,300.00	-324,902.68	-271,140.94	.00	-417,397.32	
	TOTAL EXPENSES	742,300.00	742,300.00	742,300.00	.00	.00	400.00	741,900.00	
<b>206 GEN OB REFUNDING BOND SRS 2013</b>									
000 UNDEFINED		-796,050.00	-796,050.00	-796,050.00	.00	.00	.00	-796,050.00	.0%
200 DEBT SERVICE		796,050.00	796,050.00	796,050.00	.00	.00	.00	796,050.00	.0%
	TOTAL REVENUES	-796,050.00	-796,050.00	-796,050.00	.00	.00	.00	-796,050.00	
	TOTAL EXPENSES	796,050.00	796,050.00	796,050.00	.00	.00	.00	796,050.00	
<b>208 SPECIAL TAX REVENUE BONDS 2020</b>									
000 UNDEFINED		-1,210,556.00	-1,210,556.00	-1,210,556.00	-600,999.90	-599,740.00	.00	-609,556.10	49.6%
200 DEBT SERVICE		1,210,556.00	1,210,556.00	1,210,556.00	.00	.00	400.00	1,210,156.00	.0%
	TOTAL REVENUES	-1,210,556.00	-1,210,556.00	-1,210,556.00	-600,999.90	-599,740.00	.00	-609,556.10	
	TOTAL EXPENSES	1,210,556.00	1,210,556.00	1,210,556.00	.00	.00	400.00	1,210,156.00	
<b>301 MPO ROAD CONSTRUCTION</b>									

**BUDGET SUMMARIES REPORT**  
**GROUP SUMMARY REPORT DECEMBER 2022**

FOR 2023 03

301	MPO ROAD CONSTRUCTION	ORIGINAL APPROP	REVISED BUDGET	YTD ACTUAL	MTD ACTUAL	ENCUMBRANCES	AVAILABLE BUDGET	PCT USE/COL
000	UNDEFINED	-1,410,200.00	-1,410,200.00	-1,413,525.84	.00	.00	3,325.84	100.2%
300	CAPITAL PROJECTS	1,410,200.00	1,410,200.00	.00	.00	210,000.00	1,200,200.00	14.9%
	TOTAL REVENUES	-1,410,200.00	-1,410,200.00	-1,413,525.84	.00	.00	3,325.84	
	TOTAL EXPENSES	1,410,200.00	1,410,200.00	.00	.00	210,000.00	1,200,200.00	
<b>302 TAX ROAD BOND CONSTRUCTION</b>								
000	UNDEFINED	-86,641,624.00	-86,641,624.00	-79,944.50	.00	.00	-86,561,679.50	.1%
300	CAPITAL PROJECTS	86,641,624.00	86,641,624.00	3,159,475.78	1,621,067.78	1,560,017.41	81,922,130.81	5.4%
	TOTAL REVENUES	-86,641,624.00	-86,641,624.00	-79,944.50	.00	.00	-86,561,679.50	
	TOTAL EXPENSES	86,641,624.00	86,641,624.00	3,159,475.78	1,621,067.78	1,560,017.41	81,922,130.81	
<b>307 CRTS RENOVATIONS #2</b>								
000	UNDEFINED	-2,914,000.00	-2,914,000.00	-4,164.56	.00	.00	-2,909,835.44	.1%
300	CAPITAL PROJECTS	2,914,000.00	2,914,000.00	.00	.00	142,095.00	2,771,905.00	4.9%
	TOTAL REVENUES	-2,914,000.00	-2,914,000.00	-4,164.56	.00	.00	-2,909,835.44	
	TOTAL EXPENSES	2,914,000.00	2,914,000.00	.00	.00	142,095.00	2,771,905.00	
<b>308 VENUE CAPITAL PROJECT</b>								
000	UNDEFINED	-169,160.00	-914,691.00	-746,927.95	-745,530.17	.00	-167,763.05	81.7%
300	CAPITAL PROJECTS	169,160.00	914,691.00	745,530.17	745,530.17	.00	169,160.83	81.5%
	TOTAL REVENUES	-169,160.00	-914,691.00	-746,927.95	-745,530.17	.00	-167,763.05	
	TOTAL EXPENSES	169,160.00	914,691.00	745,530.17	745,530.17	.00	169,160.83	
<b>401 EMPLOYEE HEALTH BENEFIT</b>								
000	UNDEFINED	-14,725,000.00	-14,725,000.00	-2,572,579.82	-860,801.43	.00	-12,152,420.18	17.5%
400	BENEFITS	14,725,000.00	14,725,000.00	3,709,003.70	2,088,348.07	10,228,319.69	787,676.61	94.7%
	TOTAL REVENUES	-14,725,000.00	-14,725,000.00	-2,572,579.82	-860,801.43	.00	-12,152,420.18	
	TOTAL EXPENSES	14,725,000.00	14,725,000.00	3,709,003.70	2,088,348.07	10,228,319.69	787,676.61	
<b>403 WORKERS COMPENSATION</b>								

**BUDGET SUMMARIES REPORT**  
**GROUP SUMMARY REPORT DECEMBER 2022**

FOR 2023 03

403	WORKERS COMPENSATION	ORIGINAL APPROP	REVISED BUDGET	YTD ACTUAL	MTD ACTUAL	ENCUMBRANCES	AVAILABLE BUDGET	PCT USE/COL
000	UNDEFINED	-1,830,500.00	-1,830,500.00	-477,382.77	-151,244.27	.00	-1,353,117.23	26.1%
400	BENEFITS	1,830,500.00	1,830,500.00	393,289.19	86,108.38	608,048.81	829,162.00	54.7%
	TOTAL REVENUES	-1,830,500.00	-1,830,500.00	-477,382.77	-151,244.27	.00	-1,353,117.23	
	TOTAL EXPENSES	1,830,500.00	1,830,500.00	393,289.19	86,108.38	608,048.81	829,162.00	
	GRAND TOTAL	.00	308,074.00	-39,641,636.36	-22,796,962.71	38,091,718.14	1,857,992.22	-503.1%

\*\* END OF REPORT - Generated by Scott, Rhonda \*\*

**BUDGET SUMMARIES REPORT**  
**FUND SUMMARY REPORT DECEMBER 2022**

FOR 2023 03

	ORIGINAL APPROP	REVISED BUDGET	YTD ACTUAL	MTD ACTUAL	ENCUMBRANCES	AVAILABLE BUDGET	PCT USE/COL
011 GENERAL FUND	.00	.00	-113,420.74	-14,547,056.83	16,144,797.58	-16,031,376.84	100.0%
TOTAL REVENUES	-142,556,377.00	-142,575,307.00	-38,251,654.18	-31,533,225.36	458.00	-104,324,110.82	
TOTAL EXPENSES	142,556,377.00	142,575,307.00	38,138,233.44	16,986,168.53	16,144,339.58	88,292,733.98	
020 CONSOLIDATED ROAD AND BRID	.00	.00	-7,398,208.31	-7,856,152.29	4,371,006.14	3,027,202.17	100.0%
TOTAL REVENUES	-16,727,556.00	-16,868,656.00	-9,266,440.44	-8,848,334.00	.00	-7,602,215.56	
TOTAL EXPENSES	16,727,556.00	16,868,656.00	1,868,232.13	992,181.71	4,371,006.14	10,629,417.73	
031 PRECINCT 1 PARK	.00	.00	12,434.84	16,251.57	12,533.61	-24,968.45	100.0%
TOTAL REVENUES	-202,744.00	-202,744.00	-58,540.12	-46,588.51	.00	-144,203.88	
TOTAL EXPENSES	202,744.00	202,744.00	70,974.96	62,840.08	12,533.61	119,235.43	
032 SLATON/ROOSEVELT PARK	.00	.00	-37,245.44	-36,803.93	16,010.70	21,234.74	100.0%
TOTAL REVENUES	-145,183.00	-145,183.00	-57,742.24	-47,038.51	.00	-87,440.76	
TOTAL EXPENSES	145,183.00	145,183.00	20,496.80	10,234.58	16,010.70	108,675.50	
033 IDALOU/NEW DEAL PARK	.00	.00	13,681.88	16,395.77	8,443.49	-22,125.37	100.0%
TOTAL REVENUES	-164,032.00	-164,032.00	-57,520.84	-46,888.51	.00	-106,511.16	
TOTAL EXPENSES	164,032.00	164,032.00	71,202.72	63,284.28	8,443.49	84,385.79	
034 SHALLOWATER PARK	.00	.00	7,483.06	14,578.30	11,685.84	-19,168.90	100.0%
TOTAL REVENUES	-199,631.00	-199,631.00	-57,230.76	-46,638.51	.00	-142,400.24	
TOTAL EXPENSES	199,631.00	199,631.00	64,713.82	61,216.81	11,685.84	123,231.34	
041 PERMANENT IMPROVEMENT	.00	.00	-440,891.72	-269,219.03	1,872,974.63	-1,432,082.91	100.0%
TOTAL REVENUES	-9,619,149.00	-9,867,223.00	-1,555,153.67	-1,278,642.61	.00	-8,312,069.33	
TOTAL EXPENSES	9,619,149.00	9,867,223.00	1,114,261.95	1,009,423.58	1,872,974.63	6,879,986.42	
043 LCETRZ NO1 TAX INCREMENT F	.00	.00	-438.75	.00	.00	438.75	100.0%
TOTAL REVENUES	-191,000.00	-191,000.00	-438.75	.00	.00	-190,561.25	
TOTAL EXPENSES	191,000.00	191,000.00	.00	.00	.00	191,000.00	
046 TJJD (P) JJAEP GRANT	.00	.00	-5,420.50	.00	.00	5,420.50	100.0%
TOTAL REVENUES	-80,000.00	-80,000.00	-5,420.50	.00	.00	-74,579.50	
TOTAL EXPENSES	80,000.00	80,000.00	.00	.00	.00	80,000.00	
047 TJJD (R) REG DIVERSION GRA	.00	.00	.00	.00	.00	.00	.0%
TOTAL REVENUES	-15,628.00	-15,628.00	-13,433.68	.00	.00	-2,194.32	
TOTAL EXPENSES	15,628.00	15,628.00	13,433.68	.00	.00	2,194.32	
049 TJJD (S) PREV/INTER GRANT	.00	.00	-27,500.00	-5,500.00	.00	27,500.00	100.0%
TOTAL REVENUES	.00	.00	-27,500.00	-5,500.00	.00	27,500.00	
050 JUVENILE STAR PROGRAM	.00	.00	116,042.04	36,491.10	6,018.52	-122,060.56	100.0%
TOTAL REVENUES	-661,495.00	-661,495.00	.00	.00	.00	-661,495.00	
TOTAL EXPENSES	661,495.00	661,495.00	116,042.04	36,491.10	6,018.52	539,434.44	
051 JUVENILE PROBATION	.00	248,074.00	-1,637,805.69	-538,801.37	129,733.79	1,756,145.90	-607.9%
TOTAL REVENUES	-12,085,221.00	-12,085,221.00	-2,133,424.13	-706,118.02	.00	-9,951,796.87	
TOTAL EXPENSES	12,085,221.00	12,333,295.00	495,618.44	167,316.65	129,733.79	11,707,942.77	
054 TJJD (A) JUV PROB COMM GRA	.00	.00	-109,588.91	-2,308.38	119,902.55	-10,313.64	100.0%
TOTAL REVENUES	-2,201,578.00	-2,201,578.00	-442,724.16	-109,487.00	.00	-1,758,853.84	
TOTAL EXPENSES	2,201,578.00	2,201,578.00	333,135.25	107,178.62	119,902.55	1,748,540.20	
055 JUVENILE DETENTION	.00	.00	635,876.40	172,537.92	118,508.70	-754,385.10	100.0%
TOTAL REVENUES	-5,432,696.00	-5,432,696.00	-250,570.00	-90,475.00	.00	-5,182,126.00	
TOTAL EXPENSES	5,432,696.00	5,432,696.00	886,446.40	263,012.92	118,508.70	4,427,740.90	



**BUDGET SUMMARIES REPORT**  
**FUND SUMMARY REPORT DECEMBER 2022**

FOR 2023 03

057	JUVENILE FOOD SERVICE	ORIGINAL APPROP	REVISED BUDGET	YTD ACTUAL	MTD ACTUAL	ENCUMBRANCES	AVAILABLE BUDGET	PCT USE/COL
057	JUVENILE FOOD SERVICE	.00	.00	61,833.59	25,530.35	152,591.70	-214,425.29	100.0%
	TOTAL REVENUES	-419,096.00	-419,096.00	-35,121.61	.00	.00	-383,974.39	
	TOTAL EXPENSES	419,096.00	419,096.00	96,955.20	25,530.35	152,591.70	169,549.10	
064	TJJD (E) TITLE IV E GRANT	.00	.00	-3,118.91	.00	.00	3,118.91	100.0%
	TOTAL REVENUES	-204,400.00	-204,400.00	-3,118.91	.00	.00	-201,281.09	
	TOTAL EXPENSES	204,400.00	204,400.00	.00	.00	.00	204,400.00	
067	CJD DWI COURT GRANT	.00	.00	.00	-5,442.89	1,590.00	-1,590.00	100.0%
	TOTAL REVENUES	-32,951.00	-32,951.00	-7,724.35	-6,102.55	.00	-25,226.65	
	TOTAL EXPENSES	32,951.00	32,951.00	7,724.35	659.66	1,590.00	23,636.65	
070	ON LINE ACCESS	.00	.00	802.42	1,494.72	5,246.18	-6,048.60	100.0%
	TOTAL REVENUES	-185,000.00	-185,000.00	-692.30	.00	.00	-184,307.70	
	TOTAL EXPENSES	185,000.00	185,000.00	1,494.72	1,494.72	5,246.18	178,259.10	
072	CJD DRUG COURT GRANT	.00	.00	.00	-4,770.12	550.00	-550.00	100.0%
	TOTAL REVENUES	-44,092.00	-44,092.00	-4,916.53	-4,896.13	.00	-39,175.47	
	TOTAL EXPENSES	44,092.00	44,092.00	4,916.53	126.01	550.00	38,625.47	
074	COUNTY DRUG COURT COURT CO	.00	.00	-5,419.79	-1,889.69	500.00	4,919.79	100.0%
	TOTAL REVENUES	-33,240.00	-33,240.00	-5,965.40	-1,889.69	.00	-27,274.60	
	TOTAL EXPENSES	33,240.00	33,240.00	545.61	.00	500.00	32,194.39	
075	DISPUTE RESOLUTION	.00	.00	13,573.32	8,062.61	10,106.18	-23,679.50	100.0%
	TOTAL REVENUES	-379,026.00	-379,026.00	-69,442.01	-23,347.57	.00	-309,583.99	
	TOTAL EXPENSES	379,026.00	379,026.00	83,015.33	31,410.18	10,106.18	285,904.49	
076	USDA AG MEDIATION GRANT	.00	.00	52,298.13	17,746.35	591.47	-52,889.60	100.0%
	TOTAL REVENUES	-420,000.00	-420,000.00	-81.25	.00	.00	-419,918.75	
	TOTAL EXPENSES	420,000.00	420,000.00	52,379.38	17,746.35	591.47	367,029.15	
077	DOMESTIC RELATIONS OFFICE	.00	.00	9,456.83	-2,303.77	878.38	-10,335.21	100.0%
	TOTAL REVENUES	-212,344.00	-227,344.00	-30,841.98	-18,225.08	.00	-196,502.02	
	TOTAL EXPENSES	212,344.00	227,344.00	40,298.81	15,921.31	878.38	186,166.81	
078	MEDIATION & MENTAL HEALTH	.00	.00	.00	1,528.00	.00	.00	.0%
	TOTAL REVENUES	.00	-2,397.00	-1,889.10	.00	.00	-507.90	
	TOTAL EXPENSES	.00	2,397.00	1,889.10	1,528.00	.00	507.90	
079	VENUE HOT & STVR TAX	.00	.00	718,737.47	1,056,602.85	.00	-718,737.47	100.0%
	TOTAL REVENUES	-2,735,000.00	-2,735,000.00	-626,585.99	-288,667.32	.00	-2,108,414.01	
	TOTAL EXPENSES	2,735,000.00	2,735,000.00	1,345,323.46	1,345,270.17	.00	1,389,676.54	
081	LAW LIBRARY	.00	.00	16,686.97	-28,243.18	52,499.30	-69,186.27	100.0%
	TOTAL REVENUES	-201,110.00	-201,110.00	-64,024.70	-40,656.03	.00	-137,085.30	
	TOTAL EXPENSES	201,110.00	201,110.00	80,711.67	12,412.85	52,499.30	67,899.03	
083	ELECTION SERVICES	.00	.00	281,057.60	58,712.75	110,879.26	-391,936.86	100.0%
	TOTAL REVENUES	-769,775.00	-769,775.00	-97,000.00	.00	.00	-672,775.00	
	TOTAL EXPENSES	769,775.00	769,775.00	378,057.60	58,712.75	110,879.26	280,838.14	
084	HELP AMERICA VOTE ACT	.00	.00	-325.64	.00	.00	325.64	100.0%
	TOTAL REVENUES	-4,024,697.00	-4,024,697.00	-325.64	.00	.00	-4,024,371.36	
	TOTAL EXPENSES	4,024,697.00	4,024,697.00	.00	.00	.00	4,024,697.00	
085	ELECTION ADMINISTRATION	.00	.00	20,532.20	1,701.59	74.06	-20,606.26	100.0%
	TOTAL REVENUES	-64,000.00	-64,000.00	-506.39	.00	.00	-63,493.61	
	TOTAL EXPENSES	64,000.00	64,000.00	21,038.59	1,701.59	74.06	42,887.35	

**BUDGET SUMMARIES REPORT**  
**FUND SUMMARY REPORT DECEMBER 2022**

FOR 2023 03

086	ELECTION EQUIPMENT	ORIGINAL APPROP	REVISED BUDGET	YTD ACTUAL	MTD ACTUAL	ENCUMBRANCES	AVAILABLE BUDGET	PCT USE/COL
086	ELECTION EQUIPMENT	.00	.00	-640.14	.00	.00	640.14	100.0%
	TOTAL REVENUES	-75,100.00	-75,100.00	-640.14	.00	.00	-74,459.86	
	TOTAL EXPENSES	75,100.00	75,100.00	.00	.00	.00	75,100.00	
090	DIST CLK RECORDS MGT. AND	.00	.00	3,911.47	1,496.04	15,212.00	-19,123.47	100.0%
	TOTAL REVENUES	-43,302.00	-43,302.00	-271.92	-44.87	.00	-43,030.08	
	TOTAL EXPENSES	43,302.00	43,302.00	4,183.39	1,540.91	15,212.00	23,906.61	
091	CTY CLK RECORDS MGT. AND P	.00	.00	-113,749.63	-36,431.62	.00	113,749.63	100.0%
	TOTAL REVENUES	-648,458.00	-648,458.00	-117,797.41	-36,431.62	.00	-530,660.59	
	TOTAL EXPENSES	648,458.00	648,458.00	4,047.78	.00	.00	644,410.22	
092	CTY RECORDS MGT. AND PRES	.00	.00	-18,014.32	-5,587.90	.00	18,014.32	100.0%
	TOTAL REVENUES	-86,201.00	-86,201.00	-36,280.71	-11,665.53	.00	-49,920.29	
	TOTAL EXPENSES	86,201.00	86,201.00	18,266.39	6,077.63	.00	67,934.61	
093	COURTHOUSE SECURITY	.00	.00	10,008.95	3,453.99	7,257.26	-17,266.21	100.0%
	TOTAL REVENUES	-115,171.00	-115,171.00	-36,517.94	-12,192.52	.00	-78,653.06	
	TOTAL EXPENSES	115,171.00	115,171.00	46,526.89	15,646.51	7,257.26	61,386.85	
094	COURT RECORD PRESERVATION	.00	.00	-662.87	-10.04	19,561.06	-18,898.19	100.0%
	TOTAL REVENUES	-48,600.00	-48,600.00	-662.87	-10.04	.00	-47,937.13	
	TOTAL EXPENSES	48,600.00	48,600.00	.00	.00	19,561.06	29,038.94	
095	LOCAL TRUANCY PREVENT & DI	.00	.00	-2,910.62	-942.51	.00	2,910.62	100.0%
	TOTAL REVENUES	-20,015.00	-20,015.00	-2,950.62	-942.51	.00	-17,064.38	
	TOTAL EXPENSES	20,015.00	20,015.00	40.00	.00	.00	19,975.00	
096	HISTORICAL COMMISSION	.00	.00	-3,065.50	-5,550.00	.00	3,065.50	100.0%
	TOTAL REVENUES	-18,300.00	-18,300.00	-5,582.57	-5,550.00	.00	-12,717.43	
	TOTAL EXPENSES	18,300.00	18,300.00	2,517.07	.00	.00	15,782.93	
097	CHILD ABUSE PREVENTION	.00	.00	-59.49	-2.57	.00	59.49	100.0%
	TOTAL REVENUES	-1,525.00	-1,525.00	-59.49	-2.57	.00	-1,465.51	
	TOTAL EXPENSES	1,525.00	1,525.00	.00	.00	.00	1,525.00	
099	CTY/DIST COURT TECHNOLOGY	.00	.00	-1,101.31	-283.95	.00	1,101.31	100.0%
	TOTAL REVENUES	-4,500.00	-4,500.00	-1,101.31	-283.95	.00	-3,398.69	
	TOTAL EXPENSES	4,500.00	4,500.00	.00	.00	.00	4,500.00	
102	DIST COURT RECORDS TECHNOL	.00	.00	-395.35	-40.11	57,183.19	-56,787.84	100.0%
	TOTAL REVENUES	-60,000.00	-60,000.00	-395.35	-40.11	.00	-59,604.65	
	TOTAL EXPENSES	60,000.00	60,000.00	.00	.00	57,183.19	2,816.81	
103	COUNTY CLERK RECORDS ARCHI	.00	.00	-107,007.24	-33,486.80	243,247.00	-136,239.76	100.0%
	TOTAL REVENUES	-1,480,000.00	-1,480,000.00	-113,736.04	-36,140.00	.00	-1,366,263.96	
	TOTAL EXPENSES	1,480,000.00	1,480,000.00	6,728.80	2,653.20	243,247.00	1,230,024.20	
105	COMMUNITY/ECONOMIC DEV PRG	.00	60,000.00	295.62	.00	5,500.00	54,204.38	9.7%
	TOTAL REVENUES	-24,710.00	-24,710.00	-1,204.38	.00	.00	-23,505.62	
	TOTAL EXPENSES	24,710.00	84,710.00	1,500.00	.00	5,500.00	77,710.00	
106	AMERICAN RESCUE PLAN ACT	.00	.00	-29,872,009.09	85,698.51	1,477,765.84	28,394,243.25	100.0%
	TOTAL REVENUES	-34,372,468.00	-29,698,352.00	-30,020,061.70	.00	.00	321,709.70	
	TOTAL EXPENSES	34,372,468.00	29,698,352.00	148,052.61	85,698.51	1,477,765.84	28,072,533.55	
108	JP1 JUSTICE COURT TECHNOLO	.00	.00	-987.65	-111.03	2,729.36	-1,741.71	100.0%
	TOTAL REVENUES	-28,801.00	-28,801.00	-1,258.29	-381.67	.00	-27,542.71	
	TOTAL EXPENSES	28,801.00	28,801.00	270.64	270.64	2,729.36	25,801.00	

**BUDGET SUMMARIES REPORT**  
**FUND SUMMARY REPORT DECEMBER 2022**

FOR 2023 03

109	JP2 JUSTICE COURT TECHNOLOGY	ORIGINAL APPROP	REVISED BUDGET	YTD ACTUAL	MTD ACTUAL	ENCUMBRANCES	AVAILABLE BUDGET	PCT USE/COL
109	JP2 JUSTICE COURT TECHNOLO	.00	.00	-547.88	-127.86	.00	547.88	100.0%
	TOTAL REVENUES	-20,000.00	-20,000.00	-547.88	-127.86	.00	-19,452.12	
	TOTAL EXPENSES	20,000.00	20,000.00	.00	.00	.00	20,000.00	
110	JP3 JUSTICE COURT TECHNOLO	.00	.00	-278.19	-100.47	5,503.61	-5,225.42	100.0%
	TOTAL REVENUES	-20,518.00	-20,518.00	-352.19	-100.47	.00	-20,165.81	
	TOTAL EXPENSES	20,518.00	20,518.00	74.00	.00	5,503.61	14,940.39	
111	JP4 JUSTICE COURT TECHNOLO	.00	.00	-1,047.86	-238.44	.00	1,047.86	100.0%
	TOTAL REVENUES	-8,550.00	-8,550.00	-1,047.86	-238.44	.00	-7,502.14	
	TOTAL EXPENSES	8,550.00	8,550.00	.00	.00	.00	8,550.00	
112	COURT FACILITY FEE	.00	.00	-20,165.01	-6,776.64	.00	20,165.01	100.0%
	TOTAL REVENUES	-95,000.00	-95,000.00	-20,165.01	-6,776.64	.00	-74,834.99	
	TOTAL EXPENSES	95,000.00	95,000.00	.00	.00	.00	95,000.00	
114	JUDICIAL EDUCATION & SUPPO	.00	.00	-1,033.94	-350.00	.00	1,033.94	100.0%
	TOTAL REVENUES	-5,568.00	-5,568.00	-1,033.94	-350.00	.00	-4,534.06	
	TOTAL EXPENSES	5,568.00	5,568.00	.00	.00	.00	5,568.00	
115	LANGUAGE ACCESS	.00	.00	-8,624.93	-2,705.52	.00	8,624.93	100.0%
	TOTAL REVENUES	-33,414.00	-33,414.00	-8,624.93	-2,705.52	.00	-24,789.07	
	TOTAL EXPENSES	33,414.00	33,414.00	.00	.00	.00	33,414.00	
122	SHERIFF CONTRABAND	.00	.00	.00	.00	.00	.00	.0%
	TOTAL REVENUES	-390,000.00	-390,000.00	.00	.00	.00	-390,000.00	
	TOTAL EXPENSES	390,000.00	390,000.00	.00	.00	.00	390,000.00	
124	INMATE SUPPLY	.00	.00	.00	.00	.00	.00	.0%
	TOTAL REVENUES	-1,114,000.00	-1,114,000.00	.00	.00	.00	-1,114,000.00	
	TOTAL EXPENSES	1,114,000.00	1,114,000.00	.00	.00	.00	1,114,000.00	
126	VINE GRANT	.00	.00	.00	.00	29,403.16	-29,403.16	100.0%
	TOTAL REVENUES	-30,171.00	-30,171.00	.00	.00	.00	-30,171.00	
	TOTAL EXPENSES	30,171.00	30,171.00	.00	.00	29,403.16	767.84	
128	HOMELAND SECURITY GRANT	.00	.00	.00	.00	43,445.11	-43,445.11	100.0%
	TOTAL REVENUES	-150,700.00	-160,705.00	.00	.00	.00	-160,705.00	
	TOTAL EXPENSES	150,700.00	160,705.00	.00	.00	43,445.11	117,259.89	
129	HAZARD MITIGATION GRANT-EM	.00	.00	.00	.00	.00	.00	.0%
	TOTAL REVENUES	-243,600.00	-243,600.00	.00	.00	.00	-243,600.00	
	TOTAL EXPENSES	243,600.00	243,600.00	.00	.00	.00	243,600.00	
130	PROJECT SAFE NEIGHBORHOOD	.00	.00	.00	.00	.00	.00	.0%
	TOTAL REVENUES	-81,753.00	-81,753.00	.00	.00	.00	-81,753.00	
	TOTAL EXPENSES	81,753.00	81,753.00	.00	.00	.00	81,753.00	
142	LEOSE SHERIFF	.00	.00	-317.92	.00	.00	317.92	100.0%
	TOTAL REVENUES	-125,000.00	-125,000.00	-317.92	.00	.00	-124,682.08	
	TOTAL EXPENSES	125,000.00	125,000.00	.00	.00	.00	125,000.00	
145	SHERIFF COMMISSARY SALARY	.00	.00	2,039.65	-31,528.00	.00	-2,039.65	100.0%
	TOTAL REVENUES	-771,814.00	-771,814.00	-183,299.54	-95,101.94	.00	-588,514.46	
	TOTAL EXPENSES	771,814.00	771,814.00	185,339.19	63,573.94	.00	586,474.81	
150	TAG GRANT	.00	.00	.00	-76,979.49	235,629.09	-235,629.09	100.0%
	TOTAL REVENUES	-1,859,810.00	-1,859,810.00	-199,219.19	-130,727.53	.00	-1,660,590.81	
	TOTAL EXPENSES	1,859,810.00	1,859,810.00	199,219.19	53,748.04	235,629.09	1,424,961.72	

**BUDGET SUMMARIES REPORT**  
**FUND SUMMARY REPORT DECEMBER 2022**

FOR 2023 03

161	CDA BUSINESS CRIMES	ORIGINAL APPROP	REVISED BUDGET	YTD ACTUAL	MTD ACTUAL	ENCUMBRANCES	AVAILABLE BUDGET	PCT USE/COL
161	CDA BUSINESS CRIMES	.00	.00	246.80	246.80	.00	-246.80	100.0%
	TOTAL REVENUES	-108,500.00	-108,500.00	.00	.00	.00	-108,500.00	
	TOTAL EXPENSES	108,500.00	108,500.00	246.80	246.80	.00	108,253.20	
163	CDA CONTRABAND	.00	.00	842.02	169.91	.00	-842.02	100.0%
	TOTAL REVENUES	-76,500.00	-76,500.00	.00	.00	.00	-76,500.00	
	TOTAL EXPENSES	76,500.00	76,500.00	842.02	169.91	.00	75,657.98	
164	CDA SPATTF GRANT	.00	.00	34,930.34	62,754.68	31,025.96	-65,956.30	100.0%
	TOTAL REVENUES	-895,216.00	-895,216.00	-202,578.49	-22,662.51	.00	-692,637.51	
	TOTAL EXPENSES	895,216.00	895,216.00	237,508.83	85,417.19	31,025.96	626,681.21	
166	CDA JAG GRANT	.00	.00	-155,953.95	-507.87	21,534.51	134,419.44	100.0%
	TOTAL REVENUES	-153,256.00	-153,256.00	-157,743.30	-507.87	.00	4,487.30	
	TOTAL EXPENSES	153,256.00	153,256.00	1,789.35	.00	21,534.51	129,932.14	
168	CDA Border Prosecution Uni	.00	.00	.00	.00	.00	.00	.0%
	TOTAL REVENUES	-149,762.00	-149,762.00	-30,805.36	-10,215.11	.00	-118,956.64	
	TOTAL EXPENSES	149,762.00	149,762.00	30,805.36	10,215.11	.00	118,956.64	
171	CDA VOCA VICTIM ADV PROJEC	.00	.00	.00	.00	.00	.00	.0%
	TOTAL REVENUES	-155,108.00	-155,108.00	-32,990.51	-10,977.21	.00	-122,117.49	
	TOTAL EXPENSES	155,108.00	155,108.00	32,990.51	10,977.21	.00	122,117.49	
201	GEN OB REFUNDING BOND SRS	.00	.00	-2,524,531.17	-2,099,833.92	318.00	2,524,213.17	100.0%
	TOTAL REVENUES	-5,735,375.00	-5,735,375.00	-2,524,531.17	-2,099,833.92	.00	-3,210,843.83	
	TOTAL EXPENSES	5,735,375.00	5,735,375.00	.00	.00	318.00	5,735,057.00	
202	UNLIMITED TAX ROAD BONDS	.00	.00	-828,790.32	-690,927.89	.00	828,790.32	100.0%
	TOTAL REVENUES	-1,888,063.00	-1,888,063.00	-829,190.32	-690,927.89	.00	-1,058,872.68	
	TOTAL EXPENSES	1,888,063.00	1,888,063.00	400.00	.00	.00	1,887,663.00	
203	GEN OB REFUNDING BOND SRS	.00	.00	-324,902.68	-271,140.94	400.00	324,502.68	100.0%
	TOTAL REVENUES	-742,300.00	-742,300.00	-324,902.68	-271,140.94	.00	-417,397.32	
	TOTAL EXPENSES	742,300.00	742,300.00	.00	.00	400.00	741,900.00	
206	GEN OB REFUNDING BOND SRS	.00	.00	.00	.00	.00	.00	.0%
	TOTAL REVENUES	-796,050.00	-796,050.00	.00	.00	.00	-796,050.00	
	TOTAL EXPENSES	796,050.00	796,050.00	.00	.00	.00	796,050.00	
208	SPECIAL TAX REVENUE BONDS	.00	.00	-600,999.90	-599,740.00	400.00	600,599.90	100.0%
	TOTAL REVENUES	-1,210,556.00	-1,210,556.00	-600,999.90	-599,740.00	.00	-609,556.10	
	TOTAL EXPENSES	1,210,556.00	1,210,556.00	.00	.00	400.00	1,210,156.00	
301	MPO ROAD CONSTRUCTION	.00	.00	-1,413,525.84	.00	210,000.00	1,203,525.84	100.0%
	TOTAL REVENUES	-1,410,200.00	-1,410,200.00	-1,413,525.84	.00	.00	3,325.84	
	TOTAL EXPENSES	1,410,200.00	1,410,200.00	.00	.00	210,000.00	1,200,200.00	
302	TAX ROAD BOND CONSTRUCTION	.00	.00	3,079,531.28	1,621,067.78	1,560,017.41	-4,639,548.69	100.0%
	TOTAL REVENUES	-86,641,624.00	-86,641,624.00	-79,944.50	.00	.00	-86,561,679.50	
	TOTAL EXPENSES	86,641,624.00	86,641,624.00	3,159,475.78	1,621,067.78	1,560,017.41	81,922,130.81	
307	CRTC RENOVATIONS #2	.00	.00	-4,164.56	.00	142,095.00	-137,930.44	100.0%
	TOTAL REVENUES	-2,914,000.00	-2,914,000.00	-4,164.56	.00	.00	-2,909,835.44	
	TOTAL EXPENSES	2,914,000.00	2,914,000.00	.00	.00	142,095.00	2,771,905.00	
308	VENUE CAPITAL PROJECT	.00	.00	-1,397.78	.00	.00	1,397.78	100.0%
	TOTAL REVENUES	-169,160.00	-914,691.00	-746,927.95	-745,530.17	.00	-167,763.05	
	TOTAL EXPENSES	169,160.00	914,691.00	745,530.17	745,530.17	.00	169,160.83	

**BUDGET SUMMARIES REPORT**  
**FUND SUMMARY REPORT DECEMBER 2022**

FOR 2023 03

401	EMPLOYEE HEALTH BENEFIT	ORIGINAL APPROP	REVISED BUDGET	YTD ACTUAL	MTD ACTUAL	ENCUMBRANCES	AVAILABLE BUDGET	PCT USE/COL
401	EMPLOYEE HEALTH BENEFIT	.00	.00	1,136,423.88	1,227,546.64	10,228,319.69	-11,364,743.57	100.0%
	TOTAL REVENUES	-14,725,000.00	-14,725,000.00	-2,572,579.82	-860,801.43	.00	-12,152,420.18	
	TOTAL EXPENSES	14,725,000.00	14,725,000.00	3,709,003.70	2,088,348.07	10,228,319.69	787,676.61	
403	WORKERS COMPENSATION	.00	.00	-84,093.58	-65,135.89	608,048.81	-523,955.23	100.0%
	TOTAL REVENUES	-1,830,500.00	-1,830,500.00	-477,382.77	-151,244.27	.00	-1,353,117.23	
	TOTAL EXPENSES	1,830,500.00	1,830,500.00	393,289.19	86,108.38	608,048.81	829,162.00	
	GRAND TOTAL	.00	308,074.00	-39,641,636.36	-22,796,962.71	38,091,718.14	1,857,992.22	-503.1%

\*\* END OF REPORT - Generated by Scott, Rhonda \*\*