

LUBBOCK COUNTY, TEXAS
Monthly Unaudited Financial Report
January 31, 2025



Prepared By: County Auditor's Office

Kathy Williams, County Auditor

Members of Government Finance Officers Association of the United States and
Canada

This report is available on the Internet

Lubbock County, Texas
Unaudited Monthly Financial Report
January 31, 2025
Table of Contents

Description	Page Number
County Auditor's Letter of Transmittal	3
Financial Statements:	
❖ Consolidated Balance Sheet – All Funds	4-7
❖ Bank Balances – All Funds	8
❖ Revenue Report – Account Summary	10-57
❖ Revenue Report – Group/Fund Summary	59-80
❖ Venue HOT & STVR Tax	27, 63, 76
Schedules:	
❖ Debt Service Maturity Schedules	81-88
❖ Investment Schedules	89-91
❖ Schedule of Transfers between Funds	92
❖ Sales Tax Summary	93
❖ Ad Valorem Collection Summary	94-95
Budget Status:	
❖ Budget Report – Account Summary	97-172
❖ Budget Report – Group/Fund Summary	173-196
❖ Venue HOT & STVR Tax	137, 179, 192

LUBBOCK COUNTY

Kathy Williams
County Auditor

Rhonda Scott
First Assistant Auditor



P.O. Box 10536
916 Main, Suite 700
Lubbock, Texas 79408-3536
Phone: (806) 775-1097
Fax: (806) 775-7917

February 24, 2025

The Honorable District Judges and the Honorable Members of the Commissioners' Court:

The unaudited and unadjusted financial report of Lubbock County, Texas, for the month ended January 31, 2025, is hereby submitted as required by the Local Governmental Code 114.025.

This report is presented in three sections, namely: Financial Statements, Schedules, and Budget Status.

Although this report is self explanatory, please do not hesitate to call the County Auditor's office for more information at (806) 775-1097. This report can be seen on the Internet at www.co.lubbock.tx.us.

Respectfully submitted,

A handwritten signature in blue ink that reads "Kathy Williams". The signature is fluid and cursive, with a long horizontal stroke at the end.

Kathy Williams
County Auditor

CONSOLIDATED BALANCE SHEET FOR 2025 4

OBJ	OBJ DESCRIPTION	NET CHANGE FOR PERIOD	ACCOUNT BALANCE
ASSETS			
100200	CASH ACCOUNT	367,549.52	11,211,661.77
100201	JURY FUND	.00	25,000.00
100202	FEDERAL TAX ACCOUNT	.00	5,000.00
100205	SO FORFEITED CONTRABAND	.00	173,194.39
100206	SO INMATE COMMISSARY ACCOUNT	.00	4,365,620.69
100207	SO INMATE PROGRAM DONATIONS	.00	7,154.96
100208	CDA BUSINESS CRIMES	-863.74	100,919.79
100209	CDA FORFEITED ASSETS	-300.00	111,738.96
100210	SPAT PROGRAM INCOME	-35,505.69	52,408.45
100212	CDA JAG 22	188.57	46,916.40
100215	CDA JAG 23	347.02	86,335.66
100235	JP1 CREDIT CARD	24,237.40	48,879.20
100236	JP1 E FILE ACCOUNT	3,694.00	9,111.00
100238	JP2 CREDIT CARD	25,642.50	39,890.00
100239	JP2 E FILE ACCOUNT	4,162.00	9,800.00
100241	JP3 CREDIT CARD	2,927.00	21,322.00
100242	JP3 E FILE ACCOUNT	4,117.00	8,363.00
100244	JP4 CREDIT CARD	1,419.74	36,182.56
100245	JP4 E FILE ACCOUNT	1,574.00	6,427.00
100263	DRC REVENUE ACCOUNT	.00	24,377.12
100271	PARKS CREDIT CARD	500.00	500.00
100290	Public works Credit Card	9,590.00	35,035.00
100291	PRE-TRIAL - CREDIT CARD	902.00	2,593.25
100400	CHANGE FUNDS	.00	66,290.00
100403	CDA DEA INVESTIGATION	.00	10,000.00
100802	INVESTMENTS	.00	374,660.06
101901	DEA CASH LNB	.00	104,721.47
105000	CLAIM ON CASH	8,017,848.77	239,230,546.24
117000	DELINQUENT TAXES	.00	4,626,135.66
119900	EST UNCOLL DLNQNT TAXES	.00	-3,906,769.64
122100	ACCOUNTS RECEIVABLE	-1,868,729.92	2,528,343.32
126500	WEST CARLISLE VFD	.00	50,000.00
127200	SHALLOWATER VFD	.00	115,767.00
127400	BUFFALO SPRINGS VFD	.00	4,600.00
129000	RETURNED CHECKS RECEIVABLE	.00	3,055.32
131100	ANDREWS COUNTY	-3,915.00	725.00
131102	452ND JUDICIAL DISTRICT	485.00	4,635.00
131103	259TH JUDICIAL DISTRICT	-145.00	725.00
131400	FLOYD COUNTY	1,170.00	4,795.00
131500	GAINES COUNTY	290.00	290.00
131600	GARZA COUNTY	.00	3,550.00
131700	HALE COUNTY	-8,560.00	10,440.00
131701	HILL COUNTY	-870.00	1,305.00
131730	HASKELL COUNTY	-290.00	.00
131800	HOCKLEY COUNTY	25.00	25.00
131850	HUNT COUNTY	2,465.00	7,830.00
131858	KENDALL COUNTY	-290.00	.00
131910	NAVARRO COUNTY	-7,806.61	5,533.39

CONSOLIDATED BALANCE SHEET FOR 2025 4

OBJ	OBJ DESCRIPTION	NET CHANGE FOR PERIOD	ACCOUNT BALANCE
ASSETS			
131950	SHELBY COUNTY	4,060.00	7,540.00
132101	GRAY COUNTY	8,990.00	19,430.00
132200	TERRY COUNTY	-3,480.00	5,365.00
132600	DAWSON COUNTY	145.00	145.00
132700	LAMB COUNTY	2,457.00	7,725.00
132800	BAILEY/PARMER COUNTIES	580.00	580.00
133000	WICHITA COUNTY	-4,950.00	5,361.00
133100	DEAF SMITH COUNTY	-870.00	11,850.00
133200	DALLAM COUNTY	2,755.00	2,900.00
133608	ERATH COUNTY	280.00	4,775.00
134000	HOWARD COUNTY	-15.85	2,755.00
134200	RANDALL/POTTER COUNTY	3,960.00	3,960.00
134300	BOWIE COUNTY	-725.00	9,570.00
134700	CRANE	79.95	8,924.95
135801	100th JUDICIAL DISTRICT	-9,280.00	.00
136501	CAMERON COUNTY	-2,246.00	6,960.00
138700	ROCKWALL COUNTY	-4,950.00	5,115.00
139800	FINES, FEES, COURT COST REC	.00	1,256,428.34
139900	FINES, FEES ALLOW FOR UNCOLL	.00	-251,285.67
147001	UNAMORTIZED PREM/DISC	.00	-1,006,134.42
154000	DUE FROM INSURANCE CLEARING	.00	15,000.00
162100	PREPAID INSURANCE	.00	59,234.76
162600	PREPAID EXPENSES/CONTRACTS	.00	12,340.39
	TOTAL ASSETS	6,538,648.66	259,864,173.37
LIABILITIES			
200000	FICA TAXES PAYABLE	-24,506.28	-376,853.47
200100	MEDICARE	-5,731.24	-88,135.23
200200	WITHHOLDING PAYABLE	-29,583.74	-264,886.92
200300	RETIREMENT PAYABLE	-32,264.25	-568,426.53
200400	HEALTH INSURANCE PAYABLE	-23,311.05	-462,042.54
200500	UNEMPLOYMENT PAYABLE	-8,048.23	-10,735.23
200700	WORKERS COMP PAYABLE	-7,113.69	-97,799.04
200900	PAYABLE TO UNITED WAY	33.00	-1,246.12
201000	DEFERRED COMP PAYABLE	-25.00	-17,543.44
201100	PARKING WITHHELD	-111.00	-3,027.00
201200	DENTAL INSURANCE PAYABLE	-1,397.63	-27,614.92
201401	SUPPLEMENTAL LIFE & AD&D	-1,916.39	-20,157.76
201600	CHILD SUPPORT PAYABLE	-439.18	-13,789.69
201800	CHILD SUPPORT PAYABLE	.00	-121.47
202500	FSA-MEDICAL PAYABLE	1,579,632.18	-57,277.68
202600	FSA-CHILD CARE PAYABLE	192.30	-1,664.35
202900	VISION PAYABLE	-152.34	-4,897.36
204100	LEOSE-CONSTABLE 1	.00	-7,998.42
204200	LEOSE-CONSTABLE 2	.00	-2,814.56
204300	LEOSE-CONSTABLE 3	.00	-3,451.52

CONSOLIDATED BALANCE SHEET FOR 2025 4

OBJ	OBJ DESCRIPTION	NET CHANGE FOR PERIOD	ACCOUNT BALANCE
LIABILITIES			
204400	LEOSE-CONSTABLE 4	.00	-10,310.60
210000	ACCOUNTS PAYABLE	-1,366.45	-894.43
210010	ACCRUED WAGES	-1,705,338.44	-2,262,037.96
210100	ACCOUNTS PAYABLE PENDING	-709,160.25	-864,131.84
210600	PURCHASING CARD LIABILITY	.00	-516.57
220110	JP PREC 1 DUE TO OTHERS	-2,422.62	-39,964.92
220210	JP PREC 2 DUE TO OTHERS	-1,970.37	-54,507.42
220300	JP PREC 3 DUE TO OTHERS	3,013.06	-48,380.29
220430	JP PREC 4 DUE TO OTHERS	1,091.00	-110,668.47
221110	DUE TO COLLECTION AGENCY	-100.50	-3,201.29
221200	DUE TO CHILD PASS SAFETY SEAT	-.04	-.04
221300	DUE TO JUROR DONATIONS	.00	-142.00
223100	DUE TO (CVC) COMP TO VICTIMS	84.73	-27.74
223200	DUE TO CJC	30.77	-10.07
223300	DUE TO LEOA	1.53	-.51
223400	DUE TO JCPT	3.28	-1.29
223700	DUE TO WARRANT EXEC-STATE	40.00	.00
223800	DUE TO ARREST FEE-STATE	-799.68	-1,241.10
223900	DUE TO LEMI	.77	-.25
224000	DUE TO CRIME STOPPERS	3.55	-.54
224900	TRUANT CONDUCT FEE	.00	-350.00
225100	DUE TO FLSI (INDIGENTS)	10.74	-10.41
225200	DUE TO FA (FUGIIVE APPR)	14.03	-3.51
225300	DUE TO CCC (CONS CRT COST	53.46	-31.40
225400	DUE TO JCD (JUV CR DELIQ)	.38	-.19
225500	DUE TO TP (TIME PAYMENT)	193.83	-94.72
225700	CMIT FINE	.00	-32.90
225800	STF	-10,709.97	-10,858.83
225810	STF 2	26,188.55	.00
225900	NONDISCLOSURE FEE	-56.00	-56.00
226000	SEXUAL ASSAULT	61.00	-317.00
226100	NEW CCC	1,849.18	-1,048.78
226200	EMS TRAUMA FUND	3,711.21	-3,066.74
226300	FAILURE TO APPEAR- FTA-STATE	355.17	-128.63
226400	OMNIBASE PROGRAM	518.23	-220.57
226500	BAIL BOND FEE STATE	-772.50	.00
226600	DUE TO COMP (BIRTH CERT FEE)	37.80	.00
226700	DUE TO COMP (MARRIAGE LICENSE)	12,105.00	.00
226800	DUE TO COMP (JSAL FUND)	11.20	.00
226900	DIST CLERK JUDICIAL FEE	105.18	-3.69
227000	JURY REIMBURSEMENT FEE	112.71	-86.24
227100	JUDICIAL SUPPORT PMT-CIVIL	93.43	-3.44
227200	JUDICIAL SUPPORT PMT-CRIMINAL	176.12	-122.70
227300	E-FILING FEE-CRIMINAL	11.01	-2.33
227400	E-FILING FEE-CIVIL	21.69	-31.64
227500	UNCLAIMED FUNDS-ESCHEAT	-54.77	-360,423.97
227700	UNCLAIMED FUNDS	.00	-73,785.47
227800	BAIL BOND BOARD	.00	-19,423.00

CONSOLIDATED BALANCE SHEET FOR 2025 4

OBJ	OBJ DESCRIPTION	NET CHANGE FOR PERIOD	ACCOUNT BALANCE
LIABILITIES			
228000	INMATE BENEFITS-REFUSED CKS	.00	-395.58
228100	DUE TO DRUG COURT FEE	7.81	-36.10
228110	INDIGENT DEFENSE FEE	55.91	-40.67
228200	DNA TESTING FEE	-9.19	-33.13
228400	CIVIL JUSTICE FEE	.42	-.86
228500	JUD/CRT PERSONNEL TRAINING FEE	.00	-5.00
228600	7TH COA JUDICIAL SUPPORT FEE	-291.23	-1,581.86
228900	TX HOME VISITING FEE	110.00	.00
229000	TRUANCY PREVENTION & DIVERSION	51.32	-37.41
229200	CSCD COURT COST	-471.13	-531.75
229400	CSCD-DPS FEES	369.60	-1,066.51
229600	DUE TO CCC STATE	55,892.33	-39,975.27
229800	State CCC - Civil	64,220.00	-27,412.00
229850	State CCC Civil - Subsequent F	180.00	-90.00
229860	CLERKS FILING FEE - STATE	135.00	-90.00
229900	FAMILY VIOLENCE FINE	-370.48	-13,898.64
230000	Due To Intoxicated Driver	7,237.90	-2,011.13
234600	DUE TO COUNTY - S.O.	.00	-10,000.00
241110	ADVANCE FROM GENERAL FUND	-500.00	-500.00
260100	OTHER LIABILITIES	.00	-100.00
260510	EXTRADITION BONDS	6,770.60	-78,054.23
270000	DEFERRED REVENUE	.00	-2,010.00
271400	NET DELINQUENCY TAX RECV	.00	-719,366.05
271520	PAVING ESCROW	.00	-29,650.91
271600	SUB DIVISION PAVING ESCRO	.00	-75,340.48
279900	FINES, FEES, COURT COST PAY	.00	-1,005,142.67
280300	UNDISTRIBUTED INTEREST	-866,418.22	-866,418.22
	TOTAL LIABILITIES	-1,670,624.88	-8,770,411.21
FUND BALANCE			
360000	UNRESERVED UNDESIGNATED	.00	-216,381,833.30
360001	EXPENDITURES	23,943,554.49	78,079,289.61
360002	REVENUES	-28,811,578.27	-111,916,218.47
360100	RESERVE-INS DEDUCTIBLE	.00	-875,000.00
360202	ENCUMBRANCES	-452,838.91	62,877,505.54
360203	FB CURRENT ENCUMBRANCES	452,838.91	-62,877,505.54
360300	BUDGET FUND BAL UNRESERVED	.00	117,720.00
360301	APPROPRIATIONS	-8,534,805.00	-353,955,984.00
360302	BUDGETED REVENUES	8,534,805.00	353,838,264.00
	TOTAL FUND BALANCE	-4,868,023.78	-251,093,762.16
	TOTAL LIABILITIES + FUND BALANCE	-6,538,648.66	-259,864,173.37

** END OF REPORT - Generated by Scott, Rhonda **

Lubbock County, Texas
City Bank - Bank Balance Report
January 2025

ACCOUNT NAME	BEGINNING BALANCE	INCREASE/ DECREASE	ENDING BALANCE
A INSURANCE CLEARING	\$12,054.52	\$2,510.44	14,564.96
A JURY	\$25,000.00	\$0.00	\$25,000.00
A LC FSA ACCOUNT	\$74,449.43	(\$5,260.73)	\$69,188.70
A PAYROLL	\$20,176.53	(\$2,303.77)	\$17,872.76
A POOLED CASH	\$8,666,125.51	\$16,917,323.72	\$25,583,449.23
A TREASURER FED TAX	\$718,438.08	(\$713,438.08)	\$5,000.00
A WORKERS COMP	\$8,976.22	(\$4,632.03)	\$4,344.19
BAIL BOND	\$343,950.00	\$0.00	\$343,950.00
BB SPECIAL ACCOUNT	\$20,880.00	(\$14,040.00)	\$6,840.00
CASH BOND	\$256,750.00	\$25,275.00	\$282,025.00
CC CREDIT CARD ACCOUNT	\$0.00	\$0.00	\$0.00
CC E FILE ACCOUNT	\$0.00	\$0.00	\$0.00
CC GENERAL	\$126,975.70	(\$33,497.04)	\$93,478.66
CC REGISTRY FUND	\$1,253,210.04	\$31,793.00	\$1,285,003.04
CDA BUSINESS CRIMES	\$106,932.45	(\$27,982.49)	\$78,949.96
CDA COMPTROLLER	\$9,048.29	\$1,211.84	\$10,260.13
CDA DPS FORFEITURE	\$15,230.70	\$1,757.11	\$16,987.81
CDA FORFEITED	\$109,937.90	(\$4,839.43)	\$105,098.47
CDA JAG14	\$46,727.83	\$188.57	\$46,916.40
CDA JAG15	\$0.00	\$0.00	\$0.00
CDA JAG19	\$85,988.64	\$347.02	\$86,335.66
CDA JAG20	\$0.00	\$0.00	\$0.00
CDA RESTITUTION	\$12,987.04	\$29,538.66	\$42,525.70
CDA SEIZURE	\$219,255.38	(\$5,832.36)	\$213,423.02
CDA TRUST FUND	\$156,962.82	\$2,229.80	\$159,192.62
CRTC COMMISSARY	\$6,374.03	(\$806.74)	\$5,567.29
CRTC REVENUE FUND	\$9,243.58	(\$9,237.53)	\$6.05
CRTC TRUST FUND	\$55,776.05	(\$9,764.60)	\$46,011.45
CSCD CREDIT CARD	\$319,748.51	(\$92,948.81)	\$226,799.70
CSCD HEALTH	\$12,116.34	(\$12,106.34)	\$10.00
CSCD OPERATING	\$40,116.84	(\$6,035.41)	\$34,081.43
DC CREDIT CARD ACCT-SARA SMITH	\$0.00	\$0.00	\$0.00
DC CUSTODIAL-SARA SMITH	\$4,929,216.36	(\$183,385.59)	\$4,745,830.77
DC E FILE ACCOUNT-SARA SMITH	\$0.00	\$0.00	\$0.00
DC GENERAL-SARA SMITH	\$500,609.36	(\$49,284.27)	\$451,325.09
DIST CT ONLINE ACCESS	\$0.00	\$0.00	\$0.00
DIST CT PRE-TRIAL CREDIT CARD	\$1,691.25	\$902.00	\$2,593.25
DRC CHECKING	\$23,643.37	\$14,423.75	\$38,067.12
HOST COURT	\$3,083.75	\$0.00	\$3,083.75
HOT TAX COLLECTIONS	\$104,261.72	(\$96,409.59)	\$7,852.13
JP 1	\$10,720.00	(\$5,300.00)	\$5,420.00
JP 1 CREDIT CARD	\$23,872.80	\$23,606.40	\$47,479.20
JP 1 E FILE ACCOUNT	\$5,417.00	\$3,694.00	\$9,111.00
JP 2	\$9,902.28	\$400.00	\$10,302.28
JP 2 CREDIT CARD	\$13,751.50	\$26,078.50	\$39,830.00
JP 2 E FILE ACCOUNT	\$5,638.00	\$4,162.00	\$9,800.00
JP 3	\$14,345.14	\$777.86	\$15,123.00
JP 3 CREDIT CARD	\$18,345.00	\$2,455.00	\$20,800.00
JP 3 E FILE ACCOUNT	\$4,245.00	\$4,118.00	\$8,363.00
JP 4	\$13,802.00	(\$302.00)	\$13,500.00
JP 4 CREDIT CARD	\$33,562.82	\$2,064.74	\$35,627.56
JP 4 E FILE ACCOUNT	\$4,853.00	\$1,574.00	\$6,427.00
JPO FEE ACCOUNT	\$0.00	\$0.00	\$0.00
JUVENILE PROBATION CREDIT CARD	\$0.00	\$0.00	\$0.00
LC VENUE PROJECT FUND	\$10,844,112.25	\$367,549.52	\$11,211,661.77
MEDICAL EXAMINER CREDIT CARD	\$3,952.60	\$1,225.00	\$5,177.60
MEDICAL EXAMINER	\$4,905.40	\$2,401.30	\$7,306.70
PARKS REVENUE ACCOUNT	(\$14.00)	\$461.00	\$447.00
PUBLIC WORKS CREDIT CARD	\$25,445.00	\$9,590.00	\$35,035.00
RK TAC	\$845.31	(\$621.52)	\$223.79
RK TAC BEER AND LIQU	\$13,730.00	(\$6,830.00)	\$6,900.00
RK TAC CERT OF TITLE	\$82,433.54	\$15,928.27	\$98,361.81
RK TAC CHARGE CARD	\$13,003.60	(\$12,629.50)	\$374.10
RK TAC CHECK CLEARIN	\$315,966.82	\$12,714.92	\$328,681.74
RK TAC DPS DL RENEWAL	\$760.00	\$625.00	\$1,385.00
RK TAC EFT ACCOUNT	\$189,488.21	\$104,676.68	\$294,164.89
RK TAC MOTOR VEHICLE	\$1,724,570.87	\$146,675.78	\$1,871,246.65
RK TAC OMNIBUS	\$1,507,655.93	(\$119,064.21)	\$1,388,591.72
SHERIFF'S RECOVERED FUNDS	\$18,354.00	(\$1,997.00)	\$16,357.00
SO FORFEITED	\$217,326.97	\$877.04	\$218,204.01
SO INMATE	\$318,517.25	(\$126,696.48)	\$191,820.77
SO SEIZED FUNDS	\$348,831.60	\$0.00	\$348,831.60
SO SHERIFF	\$39,107.96	\$6,887.40	\$45,995.36
SPATTF FEDERAL ACCT	\$0.00	\$0.00	\$0.00
SPATTF PROGRAM INCOME	\$87,914.14	(\$35,505.69)	\$52,408.45
	\$34,211,300.23	\$16,185,292.11	\$50,396,592.34

Revenue Summaries Report

For Fiscal: 2024-2025 Period Ending 01/31/25

Account Summary

REVENUE SUMMARIES REPORT
ACCOUNT SUMMARY JANUARY 2025

FOR 2025 04

	ORIGINAL ESTIM REV	REVISED EST REV	ACTUAL YTD REVENUE	ACTUAL MTD REVENUE	REMAINING REVENUE	PCT USE/COL
011 GENERAL FUND						
40 Tax Collections						
011 400100	CURRENT AD VALOREM TAXE	94,905,288.00	94,905,288.00	61,748,497.06	17,699,560.83	33,156,790.94 65.1
011 400400	PEN & INT - CURRENT LEV	389,112.00	389,112.00	- .96	- .96	389,112.96 .0
011 400500	DELIQ TAXES - PRIOR YEA	578,922.00	578,922.00	335,774.94	93,106.72	243,147.06 58.0
011 400600	PEN & INT - PRIOR YEARS	294,206.00	294,206.00	121,659.21	35,638.53	172,546.79 41.4
011 401000	COUNTY SALES & USE TAX	39,729,280.00	39,729,280.00	5,893,681.34	2,823,185.24	33,835,598.66 14.8
TOTAL Tax Collections		135,896,808.00	135,896,808.00	68,099,611.59	20,651,490.36	67,797,196.41 50.1%
41 Licenses/Permits						
011 410100	COUNTY CLERK	67,877.00	67,877.00	21,483.10	5,842.60	46,393.90 31.7
011 410200	BEER & LIQUOR PERMITS	122,064.00	122,064.00	24,825.00	13,730.00	97,239.00 20.3
TOTAL Licenses/Permits		189,941.00	189,941.00	46,308.10	19,572.60	143,632.90 24.4%
42 Intergovernmental						
011 420100	GRANT REVENUE	8,000.00	8,000.00	.00	.00	8,000.00 .0
011 420210	STATE MIXED DRINK TAX	1,853,573.00	1,853,573.00	365,376.53	177,384.30	1,488,196.47 19.7
011 420500	BINGO TAX PROCEEDS	228,523.00	228,523.00	40,490.11	40,490.11	188,032.89 17.7
011 420900	STATE - COUNTY COURTS	280,082.00	280,082.00	73,050.00	5,050.00	207,032.00 26.1
011 421210	STRADUS A/G CHILD SUPPO	1,076.00	1,076.00	128.13	24.00	947.87 11.9
011 422020	INTER LOCAL AGREEMENT-C	642,414.00	642,414.00	160,498.36	.00	481,915.64 25.0
011 424800	GRANT ADMINISTRATION RE	1,255.00	1,255.00	522.42	2.63	732.58 41.6
011 425000	INDIGENT DEFENSE GRANT	255,056.00	255,056.00	.00	.00	255,056.00 .0
TOTAL Intergovernmental		3,269,979.00	3,269,979.00	640,065.55	222,951.04	2,629,913.45 19.6%
43 Fees						
011 430200	COUNTY JUDGE	8,252.00	8,252.00	2,112.00	556.00	6,140.00 25.6

REVENUE SUMMARIES REPORT
ACCOUNT SUMMARY JANUARY 2025

FOR 2025 04

	ORIGINAL ESTIM REV	REVISED EST REV	ACTUAL YTD REVENUE	ACTUAL MTD REVENUE	REMAINING REVENUE	PCT USE/COL
011 430300 COUNTY CLERK	1,509,696.00	1,509,696.00	393,457.66	126,966.13	1,116,238.34	26.1
011 430600 VRED - TAPE	49.00	49.00	.00	.00	49.00	.0
011 430700 TRAFFIC	5,012.00	5,012.00	2,289.96	653.86	2,722.04	45.7
011 430800 CHILD SAFETY - CS	1,095.00	1,095.00	625.25	298.24	469.75	57.1
011 431000 TAX ASSESSOR/COLLECTOR	30,859.00	30,859.00	7,043.00	33.00	23,816.00	22.8
011 431100 TAX OFFICE DPS DL RENEW	8,872.00	8,872.00	2,570.00	760.00	6,302.00	29.0
011 431500 INDIGENT DEFENSE FEE	87.00	87.00	10.73	.00	76.27	12.3
011 431600 JURY FEE COUNTY	1,500.00	1,500.00	555.35	154.34	944.65	37.0
011 432200 PASSPORT FEE - DIST CLE	53,550.00	53,550.00	14,910.00	6,020.00	38,640.00	27.8
011 432300 DISTRICT CLERK FEES	373,708.00	373,708.00	99,815.88	27,325.60	273,927.12	26.7
011 432500 PROSECUTOR'S FEES	14,386.00	14,386.00	4,272.18	1,142.65	10,113.82	29.7
011 433100 JP PRECINCT 1	51,093.00	51,093.00	18,269.69	4,518.04	32,823.31	35.8
011 433200 JP PRECINCT 2	58,405.00	58,405.00	19,517.35	5,209.83	38,887.65	33.4
011 433300 JP PRECINCT 3	80,010.00	80,010.00	24,335.43	6,870.74	55,674.57	30.4
011 433400 JP PRECINCT 4	44,662.00	44,662.00	17,298.64	5,105.97	27,363.36	38.7
011 434000 DISTRICT ATTORNEY	1,095.00	1,095.00	384.78	.00	710.22	35.1
011 434500 MEDICAL EXAMINER	300.00	300.00	3,230.30	.00	-2,930.30	1076.8
011 434600 SHERIFF	379,899.00	379,899.00	68,781.77	19,024.26	311,117.23	18.1
011 434800 CONSTABLES	668,271.00	668,271.00	209,860.00	56,050.00	458,411.00	31.4
011 435000 DEFENSIVE DRIVING FEE	9,872.00	9,872.00	2,042.59	556.59	7,829.41	20.7
011 435100 SS FEE-INMATE	10,843.00	10,843.00	800.00	.00	10,043.00	7.4
011 435200 ISSUED WARRANT EXECUTIO	32,051.00	32,051.00	8,284.40	2,290.36	23,766.60	25.8
011 435300 ARREST FEES - COUNTY	8,414.00	8,414.00	3,256.66	798.29	5,157.34	38.7
011 435410 FAMILY PROTECTION FEE	-75.00	-75.00	.00	.00	-75.00	.0
011 435600 COURT INITIATED GUARDIA	34,000.00	34,000.00	8,760.00	2,010.00	25,240.00	25.8
011 436000 CMI FINE COMMISSION	75.00	75.00	.00	.00	75.00	.0
011 436100 CMI FINE COMMISSION	1.00	1.00	.00	.00	1.00	.0
011 436200 BAT COMMISSIONS	1.00	1.00	.00	.00	1.00	.0
011 437400 VITAL STATISTICS PRESER	5,552.00	5,552.00	1,851.00	550.00	3,701.00	33.3
TOTAL Fees	3,391,535.00	3,391,535.00	914,334.62	266,893.90	2,477,235.38	27.0%

44 Commissions

011 440100 MOTOR VEHICLE SALES TAX	4,000,000.00	4,000,000.00	.00	.00	4,000,000.00	.0
011 440200 CERTIFICATE OF TITLE CO	447,198.00	447,198.00	97,375.00	31,950.00	349,823.00	21.8
011 440300 MOTOR VEHICLE COMMISSIO	805,832.00	805,832.00	579,441.25	427,939.35	226,390.75	71.9
011 440500 (CVC) COMP TO VICTIMS O	25.00	25.00	12.97	.00	12.03	51.9
011 440600 LEOA COMMISSION	1.00	1.00	.25	.00	.75	25.0
011 440800 BEER & LIQUOR COMMISSIO	996.00	996.00	525.00	.00	471.00	52.7
011 441100 CJC COMMISSION	10.00	10.00	5.01	.00	4.99	50.1
011 441200 JCPT COMMISSION	5.00	5.00	.53	.00	4.47	10.6

REVENUE SUMMARIES REPORT
ACCOUNT SUMMARY JANUARY 2025

FOR 2025 04

	ORIGINAL ESTIM REV	REVISED EST REV	ACTUAL YTD REVENUE	ACTUAL MTD REVENUE	REMAINING REVENUE	PCT USE/COL
011 441400 JPD COMM	300.00	300.00	160.00	.00	140.00	53.3
011 441600 ARREST FEES - COMM	6,166.00	6,166.00	1,785.66	.00	4,380.34	29.0
011 441700 LEMI COMMISSION	1.00	1.00	.13	.00	.87	13.0
011 441800 CRIMESTOPPERS-COMM	1.00	1.00	.45	.00	.55	45.0
011 442000 GENERAL REVENUE COMM GR	1.00	1.00	.00	.00	1.00	.0
011 442100 LEOCE COMM	1.00	1.00	.00	.00	1.00	.0
011 442200 DNA TESTING FEE	50.00	50.00	2.66	.00	47.34	5.3
011 442400 SEPTIC INSPECTION	130,000.00	130,000.00	33,545.00	9,500.00	96,455.00	25.8
011 442500 FLSI COMM	40.00	40.00	2.32	.00	37.68	5.8
011 442600 FA COMM	25.00	25.00	1.95	.00	23.05	7.8
011 442700 CCC COMM	50.00	50.00	9.43	.00	40.57	18.9
011 442800 JCD COMM	.00	.00	.06	.00	-.06	100.0
011 442900 TP COMM (40%)	1,000.00	1,000.00	115.42	.00	884.58	11.5
011 443000 JE COMM (10%)	1,237.00	1,237.00	173.14	.00	1,063.86	14.0
011 443300 CREDIT CARD COMMISSIONS	1.00	1.00	.00	.00	1.00	.0
011 443500 NEW CCC COMM	3,000.00	3,000.00	322.00	.00	2,678.00	10.7
011 443600 EMS TRAUMA FUND COMM	2,300.00	2,300.00	811.63	.00	1,488.37	35.3
011 444000 STF COMM	120.00	120.00	10.54	.00	109.46	8.8
011 444100 STF_COMM	3,500.00	3,500.00	1,091.19	.00	2,408.81	31.2
011 444200 DNA (CS)	10.00	10.00	.00	.00	10.00	.0
011 444300 CIVIL DATA JUSTICE FEE	300.00	300.00	.15	.00	299.85	.1
011 444500 BAIL BOND FEE COMM	5,500.00	5,500.00	772.50	.00	4,727.50	14.0
011 444600 COMM DC JUDICIAL FUND	270.00	270.00	33.20	.00	236.80	12.3
011 444700 JURY REIMBURSEMENT FEE	180.00	180.00	22.11	.00	157.89	12.3
011 445000 TIME PAYMENT - COUNTY	17,693.00	17,693.00	8,042.36	2,214.22	9,650.64	45.5
011 445400 CCC STATE COMM	35,000.00	35,000.00	10,989.77	.00	24,010.23	31.4
011 445500 Intoxicated Driver Comm	2,500.00	2,500.00	391.48	.00	2,108.52	15.7
TOTAL Commissions	5,463,313.00	5,463,313.00	735,643.16	471,603.57	4,727,669.84	13.5%

45 Charges for Services

011 450200 JURY FEES	58,333.00	58,333.00	15,704.80	4,272.26	42,628.20	26.9
011 450400 BOARD BILLS - INMATE	852,419.00	852,419.00	377,175.00	147,525.00	475,244.00	44.2
011 452100 COURT REPORTER FEES	150,073.00	150,073.00	35,104.04	9,619.10	114,968.96	23.4
TOTAL Charges for Services	1,060,825.00	1,060,825.00	427,983.84	161,416.36	632,841.16	40.3%

46 Fines/Forfeitures

011 460100 JP PRECINCT 1	133,195.00	133,195.00	45,584.05	11,980.64	87,610.95	34.2
--------------------------	------------	------------	-----------	-----------	-----------	------

REVENUE SUMMARIES REPORT
ACCOUNT SUMMARY JANUARY 2025

FOR 2025 04

	ORIGINAL ESTIM REV	REVISED EST REV	ACTUAL YTD REVENUE	ACTUAL MTD REVENUE	REMAINING REVENUE	PCT USE/COL
011 460200 JP PRECINCT 2	48,571.00	48,571.00	18,517.98	8,076.08	30,053.02	38.1
011 460300 JP PRECINCT 3	35,779.00	35,779.00	19,575.64	6,470.30	16,203.36	54.7
011 460400 JP PRECINCT 4	90,477.00	90,477.00	43,264.00	10,376.03	47,213.00	47.8
011 460500 JUVENILE DELINQUENCY PR	1.00	1.00	.00	.00	1.00	.0
011 460800 COUNTY COURT AT LAW 1	1,000.00	1,000.00	.00	.00	1,000.00	.0
011 460900 COUNTY COURT AT LAW 2	410.00	410.00	.00	.00	410.00	.0
011 461000 COUNTY CLERK GENERAL	.00	.00	200.00	.00	-200.00	100.0
011 461100 DISTRICT CLERK FINES	16,768.00	16,768.00	1,194.69	347.00	15,573.31	7.1
011 461210 FORFEITURES	158,413.00	158,413.00	21,428.10	9,719.07	136,984.90	13.5
TOTAL Fines/Forfeitures	484,614.00	484,614.00	149,764.46	46,969.12	334,849.54	30.9%
47 Interest						
011 470000 INTEREST INCOME	718,097.00	718,097.00	-1,773,701.79	12,519.40	2,491,798.79	-247.0
TOTAL Interest	718,097.00	718,097.00	-1,773,701.79	12,519.40	2,491,798.79	-247.0%
48 Other Revenue						
011 480200 RENTALS-BUILDINGS	452,970.00	452,970.00	164,284.94	39,326.24	288,685.06	36.3
011 480300 PARKING LOTS	57,870.00	57,870.00	23,420.50	5,732.50	34,449.50	40.5
011 480510 DISPOSAL OF PROPERTY	50,000.00	50,000.00	24,495.05	1,997.00	25,504.95	49.0
011 480600 INSURANCE REIMBURSEMENT	50,000.00	50,000.00	.00	.00	50,000.00	.0
011 480700 JURY REIMBURSEMENTS FRO	74,401.00	74,401.00	.00	.00	74,401.00	.0
011 481100 REIMBURSEMENTS-TELETYPE	1,043.00	1,043.00	364.00	152.00	679.00	34.9
011 481300 REFUND - ATTORNEY FEES	30,544.00	30,544.00	7,846.00	1,683.79	22,698.00	25.7
011 481500 OTHER REFUNDS/REIMBURSE	50,000.00	50,000.00	.00	.00	50,000.00	.0
011 481710 PAY PHONE COMMISSION	818,499.00	818,499.00	188,713.10	112,615.31	629,785.90	23.1
011 482600 ELECTION REVENUES	50.00	50.00	.00	.00	50.00	.0
011 483000 INTEREST-LCAD	24,507.00	24,507.00	8,110.71	6,106.72	16,396.29	33.1
011 484200 REIMB-INMATE TRANSPORTA	10,983.00	10,983.00	4,489.00	1,466.00	6,494.00	40.9
011 485000 GAIN/LOSS SALE OF INVES	.00	.00	1,003,766.58	.00	-1,003,766.58	100.0
011 489900 OTHER REVENUE	230,920.00	230,920.00	57,834.79	15,094.24	173,085.21	25.0
TOTAL Other Revenue	1,851,787.00	1,851,787.00	1,483,324.67	184,173.80	368,462.33	80.1%
73 Draws						
011 736100 DRAW FROM RESERVES	7,230,366.00	7,230,366.00	.00	.00	7,230,366.00	.0

REVENUE SUMMARIES REPORT
ACCOUNT SUMMARY JANUARY 2025

FOR 2025 04

	ORIGINAL ESTIM REV	REVISED EST REV	ACTUAL YTD REVENUE	ACTUAL MTD REVENUE	REMAINING REVENUE	PCT USE/COL
TOTAL Draws	7,230,366.00	7,230,366.00	.00	.00	7,230,366.00	.0%
80 Transfers						
011 840300 XFER FROM WORKERS COMP	5,512,834.00	5,512,834.00	.00	.00	5,512,834.00	.0
TOTAL Transfers	5,512,834.00	5,512,834.00	.00	.00	5,512,834.00	.0%
TOTAL GENERAL FUND	165,070,099.00	165,070,099.00	70,723,334.20	22,037,590.15	94,346,799.80	42.8%
TOTAL REVENUES	165,070,099.00	165,070,099.00	70,723,334.20	22,037,590.15	94,346,799.80	
020 CONSOLIDATED ROAD AND BRIDGE						
42 Intergovernmental						
020 420408 STATE-LATERAL ROADS	58,695.00	58,695.00	47,881.10	.00	10,813.90	81.6
020 420700 AUTOMOBILE REGISTRATION	360,000.00	360,000.00	.00	.00	360,000.00	.0
TOTAL Intergovernmental	418,695.00	418,695.00	47,881.10	.00	370,813.90	11.4%
45 Charges for Services						
020 451800 SUBDIVISION PLAT FEE	8,767.00	8,767.00	1,050.00	300.00	7,717.00	12.0
020 452000 VEHICLE REG.- SPECIAL F	2,405,593.00	2,405,593.00	813,240.00	261,100.00	1,592,353.00	33.8
020 452200 GROSS WEIGHT FEE	69,521.00	69,521.00	.00	.00	69,521.00	.0
TOTAL Charges for Services	2,483,881.00	2,483,881.00	814,290.00	261,400.00	1,669,591.00	32.8%
47 Interest						
020 470000 INTEREST INCOME	200,000.00	200,000.00	25,502.41	.00	174,497.59	12.8
TOTAL Interest	200,000.00	200,000.00	25,502.41	.00	174,497.59	12.8%
48 Other Revenue						
020 480510 DISPOSAL OF PROPERTY	390,858.00	390,858.00	.00	.00	390,858.00	.0

REVENUE SUMMARIES REPORT
ACCOUNT SUMMARY JANUARY 2025

FOR 2025 04

	ORIGINAL ESTIM REV	REVISED EST REV	ACTUAL YTD REVENUE	ACTUAL MTD REVENUE	REMAINING REVENUE	PCT USE/COL
020 489900 OTHER REVENUE	151,499.00	151,499.00	1,816.60	156.00	149,682.40	1.2
TOTAL Other Revenue	542,357.00	542,357.00	1,816.60	156.00	540,540.40	.3%
73 Draws						
020 736100 DRAW FROM RESERVES	1,000,000.00	1,000,000.00	.00	.00	1,000,000.00	.0
TOTAL Draws	1,000,000.00	1,000,000.00	.00	.00	1,000,000.00	.0%
80 Transfers						
020 801100 XFER FROM GENERAL FUND	6,230,325.00	6,230,325.00	.00	.00	6,230,325.00	.0
020 803100 XFER FROM PREC. NO.1 PA	59,907.00	59,907.00	.00	.00	59,907.00	.0
020 803300 XFER FROM PCT 3 PARK	59,907.00	59,907.00	.00	.00	59,907.00	.0
020 803400 XFER FROM PCT 4 PARK	59,907.00	59,907.00	.00	.00	59,907.00	.0
TOTAL Transfers	6,410,046.00	6,410,046.00	.00	.00	6,410,046.00	.0%
TOTAL CONSOLIDATED ROAD AND BR	11,054,979.00	11,054,979.00	889,490.11	261,556.00	10,165,488.89	8.0%
TOTAL REVENUES	11,054,979.00	11,054,979.00	889,490.11	261,556.00	10,165,488.89	
031 PRECINCT 1 PARK						
40 Tax Collections						
031 400500 DELIQ TAXES - PRIOR YEA	.00	.00	548.04	151.96	-548.04	100.0
031 400600 PEN & INT - PRIOR YEARS	.00	.00	198.57	58.17	-198.57	100.0
TOTAL Tax Collections	.00	.00	746.61	210.13	-746.61	100.0%
47 Interest						
031 470000 INTEREST INCOME	10,000.00	10,000.00	5,702.84	.00	4,297.16	57.0
TOTAL Interest	10,000.00	10,000.00	5,702.84	.00	4,297.16	57.0%

REVENUE SUMMARIES REPORT
ACCOUNT SUMMARY JANUARY 2025

FOR 2025 04

	ORIGINAL ESTIM REV	REVISED EST REV	ACTUAL YTD REVENUE	ACTUAL MTD REVENUE	REMAINING REVENUE	PCT USE/COL
48 Other Revenue						
031 481600 CONTRIBUTIONS	10,000.00	10,000.00	4,500.00	2,600.00	5,500.00	45.0
TOTAL Other Revenue	10,000.00	10,000.00	4,500.00	2,600.00	5,500.00	45.0%
73 Draws						
031 736100 DRAW FROM RESERVES	168,192.00	168,192.00	.00	.00	168,192.00	.0
TOTAL Draws	168,192.00	168,192.00	.00	.00	168,192.00	.0%
TOTAL PRECINCT 1 PARK	188,192.00	188,192.00	10,949.45	2,810.13	177,242.55	5.8%
TOTAL REVENUES	188,192.00	188,192.00	10,949.45	2,810.13	177,242.55	
032 SLATON/ROOSEVELT PARK						
40 Tax Collections						
032 400500 DELIQ TAXES - PRIOR YEA	.00	.00	548.04	151.96	-548.04	100.0
032 400600 PEN & INT - PRIOR YEARS	.00	.00	198.57	58.17	-198.57	100.0
TOTAL Tax Collections	.00	.00	746.61	210.13	-746.61	100.0%
47 Interest						
032 470000 INTEREST INCOME	3,500.00	3,500.00	1,466.31	.00	2,033.69	41.9
TOTAL Interest	3,500.00	3,500.00	1,466.31	.00	2,033.69	41.9%
48 Other Revenue						
032 481600 CONTRIBUTIONS	9,000.00	9,000.00	2,700.00	1,100.00	6,300.00	30.0

REVENUE SUMMARIES REPORT
ACCOUNT SUMMARY JANUARY 2025

FOR 2025 04

	ORIGINAL ESTIM REV	REVISED EST REV	ACTUAL YTD REVENUE	ACTUAL MTD REVENUE	REMAINING REVENUE	PCT USE/COL
TOTAL Other Revenue	9,000.00	9,000.00	2,700.00	1,100.00	6,300.00	30.0%
73 Draws						
032 736100 DRAW FROM RESERVES	111,748.00	111,748.00	.00	.00	111,748.00	.0
TOTAL Draws	111,748.00	111,748.00	.00	.00	111,748.00	.0%
TOTAL SLATON/ROOSEVELT PARK	124,248.00	124,248.00	4,912.92	1,310.13	119,335.08	4.0%
TOTAL REVENUES	124,248.00	124,248.00	4,912.92	1,310.13	119,335.08	
033 IDALOU/NEW DEAL PARK						
40 Tax Collections						
033 400500 DELIQ TAXES - PRIOR YEA	.00	.00	548.04	151.96	-548.04	100.0
033 400600 PEN & INT - PRIOR YEARS	.00	.00	198.57	58.17	-198.57	100.0
TOTAL Tax Collections	.00	.00	746.61	210.13	-746.61	100.0%
47 Interest						
033 470000 INTEREST INCOME	.00	.00	2,846.96	.00	-2,846.96	100.0
TOTAL Interest	.00	.00	2,846.96	.00	-2,846.96	100.0%
48 Other Revenue						
033 481600 CONTRIBUTIONS	.00	.00	2,000.00	1,200.00	-2,000.00	100.0
TOTAL Other Revenue	.00	.00	2,000.00	1,200.00	-2,000.00	100.0%
73 Draws						
033 736100 DRAW FROM RESERVES	162,790.00	162,790.00	.00	.00	162,790.00	.0

REVENUE SUMMARIES REPORT
ACCOUNT SUMMARY JANUARY 2025

FOR 2025 04

	ORIGINAL ESTIM REV	REVISED EST REV	ACTUAL YTD REVENUE	ACTUAL MTD REVENUE	REMAINING REVENUE	PCT USE/COL
TOTAL Draws	162,790.00	162,790.00	.00	.00	162,790.00	.0%
TOTAL IDALOU/NEW DEAL PARK	162,790.00	162,790.00	5,593.57	1,410.13	157,196.43	3.4%
TOTAL REVENUES	162,790.00	162,790.00	5,593.57	1,410.13	157,196.43	
034 SHALLOWATER PARK						
40 Tax Collections						
034 400500 DELIQ TAXES - PRIOR YEA	.00	.00	548.04	151.96	-548.04	100.0
034 400600 PEN & INT - PRIOR YEARS	.00	.00	198.57	58.17	-198.57	100.0
TOTAL Tax Collections	.00	.00	746.61	210.13	-746.61	100.0%
47 Interest						
034 470000 INTEREST INCOME	.00	.00	4,029.61	.00	-4,029.61	100.0
TOTAL Interest	.00	.00	4,029.61	.00	-4,029.61	100.0%
48 Other Revenue						
034 481600 CONTRIBUTIONS	6,200.00	6,200.00	1,551.00	.00	4,649.00	25.0
TOTAL Other Revenue	6,200.00	6,200.00	1,551.00	.00	4,649.00	25.0%
73 Draws						
034 736100 DRAW FROM RESERVES	184,191.00	184,191.00	.00	.00	184,191.00	.0
TOTAL Draws	184,191.00	184,191.00	.00	.00	184,191.00	.0%
TOTAL SHALLOWATER PARK	190,391.00	190,391.00	6,327.22	210.13	184,063.78	3.3%
TOTAL REVENUES	190,391.00	190,391.00	6,327.22	210.13	184,063.78	

041 PERMANENT IMPROVEMENT

REVENUE SUMMARIES REPORT
ACCOUNT SUMMARY JANUARY 2025

FOR 2025 04

	ORIGINAL ESTIM REV	REVISED EST REV	ACTUAL YTD REVENUE	ACTUAL MTD REVENUE	REMAINING REVENUE	PCT USE/COL
40 Tax Collections						
041 400100 CURRENT AD VALOREM TAXE	3,235,488.00	3,235,488.00	2,105,115.18	603,409.25	1,130,372.82	65.1
041 400400 PEN & INT - CURRENT LEV	13,266.00	13,266.00	-.03	-.03	13,266.03	.0
041 400500 DELIQ TAXES - PRIOR YEA	19,736.00	19,736.00	10,960.92	3,039.35	8,775.08	55.5
041 400600 PEN & INT - PRIOR YEARS	10,030.00	10,030.00	3,971.41	1,163.37	6,058.59	39.6
TOTAL Tax Collections	3,278,520.00	3,278,520.00	2,120,047.48	607,611.94	1,158,472.52	64.7%
47 Interest						
041 470000 INTEREST INCOME	.00	.00	11,105.61	.00	-11,105.61	100.0
TOTAL Interest	.00	.00	11,105.61	.00	-11,105.61	100.0%
48 Other Revenue						
041 483500 CRTC LEASE	.00	.00	44,577.32	11,144.33	-44,577.32	100.0
TOTAL Other Revenue	.00	.00	44,577.32	11,144.33	-44,577.32	100.0%
80 Transfers						
041 801100 XFER FROM GENERAL FUND	1,980,760.00	1,980,760.00	.00	.00	1,980,760.00	.0
TOTAL Transfers	1,980,760.00	1,980,760.00	.00	.00	1,980,760.00	.0%
TOTAL PERMANENT IMPROVEMENT	5,259,280.00	5,259,280.00	2,175,730.41	618,756.27	3,083,549.59	41.4%
TOTAL REVENUES	5,259,280.00	5,259,280.00	2,175,730.41	618,756.27	3,083,549.59	
043 LCETRZ NO1 TAX INCREMENT FUND						
47 Interest						
043 470000 INTEREST INCOME	.00	.00	6,598.15	.00	-6,598.15	100.0

REVENUE SUMMARIES REPORT
ACCOUNT SUMMARY JANUARY 2025

FOR 2025 04

	ORIGINAL ESTIM REV	REVISED EST REV	ACTUAL YTD REVENUE	ACTUAL MTD REVENUE	REMAINING REVENUE	PCT USE/COL
TOTAL Interest	.00	.00	6,598.15	.00	-6,598.15	100.0%
80 Transfers						
043 801100 XFER FROM GENERAL FUND	250,000.00	250,000.00	.00	.00	250,000.00	.0
TOTAL Transfers	250,000.00	250,000.00	.00	.00	250,000.00	.0%
TOTAL LCETRZ NO1 TAX INCREMENT	250,000.00	250,000.00	6,598.15	.00	243,401.85	2.6%
TOTAL REVENUES	250,000.00	250,000.00	6,598.15	.00	243,401.85	
046 TJJJ (P) JJAEP GRANT						
42 Intergovernmental						
046 420390 TJJJ-P JJAEP GRANT REVE	30,000.00	30,000.00	2.50	.00	29,997.50	.0
TOTAL Intergovernmental	30,000.00	30,000.00	2.50	.00	29,997.50	.0%
TOTAL TJJJ (P) JJAEP GRANT	30,000.00	30,000.00	2.50	.00	29,997.50	.0%
TOTAL REVENUES	30,000.00	30,000.00	2.50	.00	29,997.50	
047 TJJJ TJJJ DSA RISK & NEEDS ASS						
42 Intergovernmental						
047 420170 TJJJ (R) GRANT REVENUE	15,628.00	15,628.00	.00	.00	15,628.00	.0
TOTAL Intergovernmental	15,628.00	15,628.00	.00	.00	15,628.00	.0%
TOTAL TJJJ TJJJ DSA RISK & NEE	15,628.00	15,628.00	.00	.00	15,628.00	.0%
TOTAL REVENUES	15,628.00	15,628.00	.00	.00	15,628.00	
049 TJJJ DSA PREVENT/INTERVENTION						
42 Intergovernmental						

REVENUE SUMMARIES REPORT
ACCOUNT SUMMARY JANUARY 2025

FOR 2025 04

	ORIGINAL ESTIM REV	REVISED EST REV	ACTUAL YTD REVENUE	ACTUAL MTD REVENUE	REMAINING REVENUE	PCT USE/COL
049 424900 TJPC-S GRANT REVENUE	.00	66,000.00	33,000.00	5,500.00	33,000.00	50.0
TOTAL Intergovernmental	.00	66,000.00	33,000.00	5,500.00	33,000.00	50.0%
TOTAL TJJD DSA PREVENT/INTERVE	.00	66,000.00	33,000.00	5,500.00	33,000.00	50.0%
TOTAL REVENUES	.00	66,000.00	33,000.00	5,500.00	33,000.00	
050 JUVENILE CASE MANAGER						
42 Intergovernmental						
050 424000 JCM PROGRAM REVENUE	105,000.00	105,000.00	104,883.23	.00	116.77	99.9
TOTAL Intergovernmental	105,000.00	105,000.00	104,883.23	.00	116.77	99.9%
48 Other Revenue						
050 489900 OTHER REVENUE	1,895.00	1,895.00	.00	.00	1,895.00	.0
TOTAL Other Revenue	1,895.00	1,895.00	.00	.00	1,895.00	.0%
80 Transfers						
050 805100 XFER FROM LCJJC	10,135.00	10,135.00	.00	.00	10,135.00	.0
TOTAL Transfers	10,135.00	10,135.00	.00	.00	10,135.00	.0%
TOTAL JUVENILE CASE MANAGER	117,030.00	117,030.00	104,883.23	.00	12,146.77	89.6%
TOTAL REVENUES	117,030.00	117,030.00	104,883.23	.00	12,146.77	
051 JUVENILE PROBATION						
45 Charges for Services						
051 451900 JUVENILE PROBATION FEES	.00	.00	190.00	.00	-190.00	100.0

REVENUE SUMMARIES REPORT
ACCOUNT SUMMARY JANUARY 2025

FOR 2025 04

	ORIGINAL ESTIM REV	REVISED EST REV	ACTUAL YTD REVENUE	ACTUAL MTD REVENUE	REMAINING REVENUE	PCT USE/COL
TOTAL Charges for Services	.00	.00	190.00	.00	-190.00	100.0%
47 Interest						
051 470000 INTEREST INCOME	230,000.00	230,000.00	24,355.35	.00	205,644.65	10.6
TOTAL Interest	230,000.00	230,000.00	24,355.35	.00	205,644.65	10.6%
48 Other Revenue						
051 489900 OTHER REVENUE	2,000.00	2,000.00	310.93	188.53	1,689.07	15.5
TOTAL Other Revenue	2,000.00	2,000.00	310.93	188.53	1,689.07	15.5%
73 Draws						
051 736100 DRAW FROM RESERVES	500,000.00	500,000.00	.00	.00	500,000.00	.0
TOTAL Draws	500,000.00	500,000.00	.00	.00	500,000.00	.0%
80 Transfers						
051 801100 XFER FROM GENERAL FUND	7,939,865.00	7,939,865.00	2,646,621.68	661,655.42	5,293,243.32	33.3
TOTAL Transfers	7,939,865.00	7,939,865.00	2,646,621.68	661,655.42	5,293,243.32	33.3%
TOTAL JUVENILE PROBATION	8,671,865.00	8,671,865.00	2,671,477.96	661,843.95	6,000,387.04	30.8%
TOTAL REVENUES	8,671,865.00	8,671,865.00	2,671,477.96	661,843.95	6,000,387.04	
054 TJJD (A) JUV PROB COMM GRANT						
42 Intergovernmental						
054 421500 TJPC-A STATE AID	2,191,161.00	2,191,161.00	753,332.33	.00	1,437,828.67	34.4

REVENUE SUMMARIES REPORT
ACCOUNT SUMMARY JANUARY 2025

FOR 2025 04

	ORIGINAL ESTIM REV	REVISED EST REV	ACTUAL YTD REVENUE	ACTUAL MTD REVENUE	REMAINING REVENUE	PCT USE/COL
054 427030 TJJD GRANT REVENUE	726,739.00	726,739.00	726,739.28	.00	-.28	100.0
TOTAL Intergovernmental	2,917,900.00	2,917,900.00	1,480,071.61	.00	1,437,828.39	50.7%
80 Transfers						
054 805100 XFER FROM LCJJC	125,965.00	125,965.00	.00	.00	125,965.00	.0
TOTAL Transfers	125,965.00	125,965.00	.00	.00	125,965.00	.0%
TOTAL TJJD (A) JUV PROB COMM G	3,043,865.00	3,043,865.00	1,480,071.61	.00	1,563,793.39	48.6%
TOTAL REVENUES	3,043,865.00	3,043,865.00	1,480,071.61	.00	1,563,793.39	
055 JUVENILE DETENTION						
45 Charges for Services						
055 451300 CONTRACTSERV-OTHER COUN	800,000.00	800,000.00	440,777.00	113,655.00	359,223.00	55.1
TOTAL Charges for Services	800,000.00	800,000.00	440,777.00	113,655.00	359,223.00	55.1%
80 Transfers						
055 805100 XFER FROM LCJJC	5,295,505.00	5,295,505.00	.00	.00	5,295,505.00	.0
TOTAL Transfers	5,295,505.00	5,295,505.00	.00	.00	5,295,505.00	.0%
TOTAL JUVENILE DETENTION	6,095,505.00	6,095,505.00	440,777.00	113,655.00	5,654,728.00	7.2%
TOTAL REVENUES	6,095,505.00	6,095,505.00	440,777.00	113,655.00	5,654,728.00	
057 JUVENILE FOOD SERVICE						
42 Intergovernmental						
057 426600 DHS SCHOOL MEAL PROGRAM	150,000.00	150,000.00	54,515.54	14,699.51	95,484.46	36.3

REVENUE SUMMARIES REPORT
ACCOUNT SUMMARY JANUARY 2025

FOR 2025 04

	ORIGINAL ESTIM REV	REVISED EST REV	ACTUAL YTD REVENUE	ACTUAL MTD REVENUE	REMAINING REVENUE	PCT USE/COL
057 426700 DHS COMMODITIES PROGRAM	7,449.00	7,449.00	.00	.00	7,449.00	.0
TOTAL Intergovernmental	157,449.00	157,449.00	54,515.54	14,699.51	102,933.46	34.6%
80 Transfers						
057 805100 XFER FROM LCJJC	307,278.00	307,278.00	.00	.00	307,278.00	.0
TOTAL Transfers	307,278.00	307,278.00	.00	.00	307,278.00	.0%
TOTAL JUVENILE FOOD SERVICE	464,727.00	464,727.00	54,515.54	14,699.51	410,211.46	11.7%
TOTAL REVENUES	464,727.00	464,727.00	54,515.54	14,699.51	410,211.46	
067 CJD DWI COURT GRANT						
42 Intergovernmental						
067 420100 GRANT REVENUE	51,612.00	51,612.00	13,455.98	.00	38,156.02	26.1
TOTAL Intergovernmental	51,612.00	51,612.00	13,455.98	.00	38,156.02	26.1%
TOTAL CJD DWI COURT GRANT	51,612.00	51,612.00	13,455.98	.00	38,156.02	26.1%
TOTAL REVENUES	51,612.00	51,612.00	13,455.98	.00	38,156.02	
070 ON LINE ACCESS						
47 Interest						
070 470000 INTEREST INCOME	10,000.00	10,000.00	3,032.44	.00	6,967.56	30.3
TOTAL Interest	10,000.00	10,000.00	3,032.44	.00	6,967.56	30.3%
73 Draws						
070 736100 DRAW FROM RESERVES	175,000.00	175,000.00	.00	.00	175,000.00	.0

REVENUE SUMMARIES REPORT
ACCOUNT SUMMARY JANUARY 2025

FOR 2025 04

	ORIGINAL ESTIM REV	REVISED EST REV	ACTUAL YTD REVENUE	ACTUAL MTD REVENUE	REMAINING REVENUE	PCT USE/COL
TOTAL Draws	175,000.00	175,000.00	.00	.00	175,000.00	.0%
TOTAL ON LINE ACCESS	185,000.00	185,000.00	3,032.44	.00	181,967.56	1.6%
TOTAL REVENUES	185,000.00	185,000.00	3,032.44	.00	181,967.56	
072 CJD DRUG COURT GRANT						
42 Intergovernmental						
072 420100 GRANT REVENUE	51,612.00	51,612.00	13,187.47	133.95	38,424.53	25.6
TOTAL Intergovernmental	51,612.00	51,612.00	13,187.47	133.95	38,424.53	25.6%
TOTAL CJD DRUG COURT GRANT	51,612.00	51,612.00	13,187.47	133.95	38,424.53	25.6%
TOTAL REVENUES	51,612.00	51,612.00	13,187.47	133.95	38,424.53	
074 COUNTY DRUG COURT COURT COST						
43 Fees						
074 437000 DRUG COURT FEE	600.00	600.00	65.85	.00	534.15	11.0
074 437200 COUNTY SPECIALTY COURT	26,700.00	26,700.00	9,594.10	2,591.07	17,105.90	35.9
TOTAL Fees	27,300.00	27,300.00	9,659.95	2,591.07	17,640.05	35.4%
47 Interest						
074 470000 INTEREST INCOME	9,000.00	9,000.00	3,147.78	.00	5,852.22	35.0
TOTAL Interest	9,000.00	9,000.00	3,147.78	.00	5,852.22	35.0%
TOTAL COUNTY DRUG COURT COURT	36,300.00	36,300.00	12,807.73	2,591.07	23,492.27	35.3%
TOTAL REVENUES	36,300.00	36,300.00	12,807.73	2,591.07	23,492.27	

075 DISPUTE RESOLUTION

43 Fees

REVENUE SUMMARIES REPORT
ACCOUNT SUMMARY JANUARY 2025

FOR 2025 04

	ORIGINAL ESTIM REV	REVISED EST REV	ACTUAL YTD REVENUE	ACTUAL MTD REVENUE	REMAINING REVENUE	PCT USE/COL
075 438000 ADR FEES	269,052.00	269,052.00	83,096.16	22,851.40	185,955.84	30.9
075 438100 ADMIN FEES	36,588.00	36,588.00	6,170.00	550.00	30,418.00	16.9
075 438210 MEDIATION FEES	48,612.00	48,612.00	8,258.37	1,000.00	40,353.63	17.0
075 438400 TRAINING FEES	22,375.00	22,375.00	6,350.00	375.00	16,025.00	28.4
075 438500 ADR FEE OTH COUNTY	1,440.00	1,440.00	359.90	130.00	1,080.10	25.0
TOTAL Fees	378,067.00	378,067.00	104,234.43	24,906.40	273,832.57	27.6%
TOTAL DISPUTE RESOLUTION	378,067.00	378,067.00	104,234.43	24,906.40	273,832.57	27.6%
TOTAL REVENUES	378,067.00	378,067.00	104,234.43	24,906.40	273,832.57	
076 USDA AG MEDIATION GRANT						
42 Intergovernmental						
076 422010 FSA-USDA GRANT REVENUE	300,000.00	300,000.00	30,958.85	.00	269,041.15	10.3
TOTAL Intergovernmental	300,000.00	300,000.00	30,958.85	.00	269,041.15	10.3%
43 Fees						
076 438220 PROGRAM INCOME	1,500.00	1,500.00	562.50	.00	937.50	37.5
TOTAL Fees	1,500.00	1,500.00	562.50	.00	937.50	37.5%
48 Other Revenue						
076 480000 IN-KIND REVENUE	118,500.00	118,500.00	489.75	.00	118,010.25	.4
TOTAL Other Revenue	118,500.00	118,500.00	489.75	.00	118,010.25	.4%
80 Transfers						
076 807500 XFER FROM DISPUTE RESOL	.00	.00	12,778.33	.00	-12,778.33	100.0

REVENUE SUMMARIES REPORT
ACCOUNT SUMMARY JANUARY 2025

FOR 2025 04

	ORIGINAL ESTIM REV	REVISED EST REV	ACTUAL YTD REVENUE	ACTUAL MTD REVENUE	REMAINING REVENUE	PCT USE/COL
TOTAL Transfers	.00	.00	12,778.33	.00	-12,778.33	100.0%
TOTAL USDA AG MEDIATION GRANT	420,000.00	420,000.00	44,789.43	.00	375,210.57	10.7%
TOTAL REVENUES	420,000.00	420,000.00	44,789.43	.00	375,210.57	

077 DOMESTIC RELATIONS OFFICE

43 Fees

077 438010 DRO FEES LUBBOCK COUNTY	16,320.00	16,320.00	4,014.76	995.94	12,320.24	24.5
077 438200 SERVICE FEES	36,000.00	36,000.00	10,628.13	612.50	25,371.87	29.5
077 438510 SUPERVISED VISITATION	21,600.00	21,600.00	4,930.00	290.00	16,670.00	22.8
077 438700 COMMUNITY SUPERVISION	60,000.00	60,000.00	22,817.78	5,584.35	37,182.22	38.0
TOTAL Fees	133,920.00	133,920.00	42,390.67	7,482.79	91,544.33	31.7%

80 Transfers

077 810600 XFER FROM ARPA	75,000.00	75,000.00	75,000.00	.00	.00	100.0
TOTAL Transfers	75,000.00	75,000.00	75,000.00	.00	.00	100.0%
TOTAL DOMESTIC RELATIONS OFFIC	208,920.00	208,920.00	117,390.67	7,482.79	91,544.33	56.2%
TOTAL REVENUES	208,920.00	208,920.00	117,390.67	7,482.79	91,544.33	

079 VENUE HOT & STVR TAX

40 Tax Collections

079 401200 HOT TAX	2,100,000.00	2,100,000.00	606,270.22	251,166.26	1,493,729.78	28.9
079 401400 HOT TAX PENALTY & INTER	4,000.00	4,000.00	13.18	2.44	3,986.82	.3
079 401600 SHORT TERM VEHICLE RENT	775,000.00	775,000.00	234,255.99	73,812.18	540,744.01	30.2
079 401700 STVR PENALTY AND INTERE	50.00	50.00	342.44	22.10	-292.44	684.9
TOTAL Tax Collections	2,879,050.00	2,879,050.00	840,881.83	325,002.98	2,038,168.17	29.2%

47 Interest

REVENUE SUMMARIES REPORT
ACCOUNT SUMMARY JANUARY 2025

FOR 2025 04

	ORIGINAL ESTIM REV	REVISED EST REV	ACTUAL YTD REVENUE	ACTUAL MTD REVENUE	REMAINING REVENUE	PCT USE/COL
079 470000 INTEREST INCOME	300,000.00	300,000.00	169,838.13	44,581.26	130,161.87	56.6
TOTAL Interest	300,000.00	300,000.00	169,838.13	44,581.26	130,161.87	56.6%
48 Other Revenue						
079 489900 OTHER REVENUE	.00	.00	579.10	.00	-579.10	100.0
TOTAL Other Revenue	.00	.00	579.10	.00	-579.10	100.0%
80 Transfers						
079 820800 XFER FROM SPECIAL TAX R	35,000.00	35,000.00	.00	.00	35,000.00	.0
TOTAL Transfers	35,000.00	35,000.00	.00	.00	35,000.00	.0%
TOTAL VENUE HOT & STVR TAX	3,214,050.00	3,214,050.00	1,011,299.06	369,584.24	2,202,750.94	31.5%
TOTAL REVENUES	3,214,050.00	3,214,050.00	1,011,299.06	369,584.24	2,202,750.94	
081 LAW LIBRARY						
45 Charges for Services						
081 450900 COUNTY CLERK	67,500.00	67,500.00	16,380.00	4,690.00	51,120.00	24.3
081 451000 DISTRICT CLERK	104,700.00	104,700.00	31,876.68	8,537.91	72,823.32	30.4
TOTAL Charges for Services	172,200.00	172,200.00	48,256.68	13,227.91	123,943.32	28.0%
47 Interest						
081 470000 INTEREST INCOME	75.00	75.00	-18.03	.00	93.03	-24.0
TOTAL Interest	75.00	75.00	-18.03	.00	93.03	-24.0%
48 Other Revenue						
081 484601 COPIES-NETWORK PRINTER	100.00	100.00	33.50	12.60	66.50	33.5

REVENUE SUMMARIES REPORT
ACCOUNT SUMMARY JANUARY 2025

FOR 2025 04

	ORIGINAL ESTIM REV	REVISED EST REV	ACTUAL YTD REVENUE	ACTUAL MTD REVENUE	REMAINING REVENUE	PCT USE/COL
081 489900 OTHER REVENUE	175.00	175.00	.00	.00	175.00	.0
TOTAL Other Revenue	275.00	275.00	33.50	12.60	241.50	12.2%
80 Transfers						
081 801100 XFER FROM GENERAL FUND	33,840.00	33,840.00	.00	.00	33,840.00	.0
TOTAL Transfers	33,840.00	33,840.00	.00	.00	33,840.00	.0%
TOTAL LAW LIBRARY	206,390.00	206,390.00	48,272.15	13,240.51	158,117.85	23.4%
TOTAL REVENUES	206,390.00	206,390.00	48,272.15	13,240.51	158,117.85	
083 ELECTION SERVICES						
45 Charges for Services						
083 453000 ELECTION SERVICES CONTR	1,051,274.00	1,051,274.00	.00	.00	1,051,274.00	.0
TOTAL Charges for Services	1,051,274.00	1,051,274.00	.00	.00	1,051,274.00	.0%
TOTAL ELECTION SERVICES	1,051,274.00	1,051,274.00	.00	.00	1,051,274.00	.0%
TOTAL REVENUES	1,051,274.00	1,051,274.00	.00	.00	1,051,274.00	
085 ELECTION ADMINISTRATION						
45 Charges for Services						
085 453000 ELECTION SERVICES CONTR	33,300.00	33,300.00	.00	.00	33,300.00	.0
TOTAL Charges for Services	33,300.00	33,300.00	.00	.00	33,300.00	.0%
47 Interest						
085 470000 INTEREST INCOME	9,000.00	9,000.00	2,387.20	.00	6,612.80	26.5

REVENUE SUMMARIES REPORT
ACCOUNT SUMMARY JANUARY 2025

FOR 2025 04

	ORIGINAL ESTIM REV	REVISED EST REV	ACTUAL YTD REVENUE	ACTUAL MTD REVENUE	REMAINING REVENUE	PCT USE/COL
TOTAL Interest	9,000.00	9,000.00	2,387.20	.00	6,612.80	26.5%
TOTAL ELECTION ADMINISTRATION	42,300.00	42,300.00	2,387.20	.00	39,912.80	5.6%
TOTAL REVENUES	42,300.00	42,300.00	2,387.20	.00	39,912.80	
086 ELECTION EQUIPMENT						
45 Charges for Services						
086 453000 ELECTION SERVICES CONTR	139,180.00	139,180.00	.00	.00	139,180.00	.0
TOTAL Charges for Services	139,180.00	139,180.00	.00	.00	139,180.00	.0%
47 Interest						
086 470000 INTEREST INCOME	10,000.00	10,000.00	7,009.84	.00	2,990.16	70.1
TOTAL Interest	10,000.00	10,000.00	7,009.84	.00	2,990.16	70.1%
TOTAL ELECTION EQUIPMENT	149,180.00	149,180.00	7,009.84	.00	142,170.16	4.7%
TOTAL REVENUES	149,180.00	149,180.00	7,009.84	.00	142,170.16	
088 SETTLEMENTS FUND						
47 Interest						
088 470000 INTEREST INCOME	.00	.00	5,205.15	.00	-5,205.15	100.0
TOTAL Interest	.00	.00	5,205.15	.00	-5,205.15	100.0%
73 Draws						
088 736100 DRAW FROM RESERVES	120,000.00	120,000.00	.00	.00	120,000.00	.0

REVENUE SUMMARIES REPORT
ACCOUNT SUMMARY JANUARY 2025

FOR 2025 04

	ORIGINAL ESTIM REV	REVISED EST REV	ACTUAL YTD REVENUE	ACTUAL MTD REVENUE	REMAINING REVENUE	PCT USE/COL
TOTAL Draws	120,000.00	120,000.00	.00	.00	120,000.00	.0%
TOTAL SETTLEMENTS FUND	120,000.00	120,000.00	5,205.15	.00	114,794.85	4.3%
TOTAL REVENUES	120,000.00	120,000.00	5,205.15	.00	114,794.85	
090 DIST CLK RECORDS MGT. AND PRES						
43 Fees						
090 431200 DISTRICT CLERK RECORDS	74,000.00	74,000.00	35,555.84	9,576.26	38,444.16	48.0
TOTAL Fees	74,000.00	74,000.00	35,555.84	9,576.26	38,444.16	48.0%
47 Interest						
090 470000 INTEREST INCOME	1,600.00	1,600.00	1,137.46	.00	462.54	71.1
TOTAL Interest	1,600.00	1,600.00	1,137.46	.00	462.54	71.1%
TOTAL DIST CLK RECORDS MGT. AN	75,600.00	75,600.00	36,693.30	9,576.26	38,906.70	48.5%
TOTAL REVENUES	75,600.00	75,600.00	36,693.30	9,576.26	38,906.70	
091 CTY CLK RECORDS MGT. AND PRES						
43 Fees						
091 431200 COUNTY CLERK RECORDS MG	500,000.00	500,000.00	163,010.25	51,991.14	336,989.75	32.6
TOTAL Fees	500,000.00	500,000.00	163,010.25	51,991.14	336,989.75	32.6%
47 Interest						
091 470000 INTEREST INCOME	150,000.00	150,000.00	59,051.85	.00	90,948.15	39.4

REVENUE SUMMARIES REPORT
ACCOUNT SUMMARY JANUARY 2025

FOR 2025 04

	ORIGINAL ESTIM REV	REVISED EST REV	ACTUAL YTD REVENUE	ACTUAL MTD REVENUE	REMAINING REVENUE	PCT USE/COL
TOTAL Interest	150,000.00	150,000.00	59,051.85	.00	90,948.15	39.4%
TOTAL CTY CLK RECORDS MGT. AND	650,000.00	650,000.00	222,062.10	51,991.14	427,937.90	34.2%
TOTAL REVENUES	650,000.00	650,000.00	222,062.10	51,991.14	427,937.90	
092 CTY RECORDS MGT. AND PRES						
43 Fees						
092 431400 COUNTY RECORDS MGT. & P	58,000.00	58,000.00	333.00	57.30	57,667.00	.6
TOTAL Fees	58,000.00	58,000.00	333.00	57.30	57,667.00	.6%
47 Interest						
092 470000 INTEREST INCOME	15,000.00	15,000.00	4,627.07	.00	10,372.93	30.8
TOTAL Interest	15,000.00	15,000.00	4,627.07	.00	10,372.93	30.8%
73 Draws						
092 736100 DRAW FROM RESERVES	24,890.00	24,890.00	.00	.00	24,890.00	.0
TOTAL Draws	24,890.00	24,890.00	.00	.00	24,890.00	.0%
TOTAL CTY RECORDS MGT. AND PRE	97,890.00	97,890.00	4,960.07	57.30	92,929.93	5.1%
TOTAL REVENUES	97,890.00	97,890.00	4,960.07	57.30	92,929.93	
093 COURTHOUSE SECURITY						
43 Fees						
093 431510 COURTHOUSE SECURITY FEE	138,000.00	138,000.00	38,416.75	10,709.55	99,583.25	27.8

REVENUE SUMMARIES REPORT
ACCOUNT SUMMARY JANUARY 2025

FOR 2025 04

	ORIGINAL ESTIM REV	REVISED EST REV	ACTUAL YTD REVENUE	ACTUAL MTD REVENUE	REMAINING REVENUE	PCT USE/COL
TOTAL Fees	138,000.00	138,000.00	38,416.75	10,709.55	99,583.25	27.8%
47 Interest						
093 470000 INTEREST INCOME	4,500.00	4,500.00	875.84	.00	3,624.16	19.5
TOTAL Interest	4,500.00	4,500.00	875.84	.00	3,624.16	19.5%
73 Draws						
093 736100 DRAW FROM RESERVES	109,990.00	109,990.00	.00	.00	109,990.00	.0
TOTAL Draws	109,990.00	109,990.00	.00	.00	109,990.00	.0%
TOTAL COURTHOUSE SECURITY	252,490.00	252,490.00	39,292.59	10,709.55	213,197.41	15.6%
TOTAL REVENUES	252,490.00	252,490.00	39,292.59	10,709.55	213,197.41	
094 COURT RECORD PRESERVATION						
43 Fees						
094 430500 COUNTY CLERK COURT RECO	100.00	100.00	.00	.00	100.00	.0
094 432600 DISTRICT CLERK COURT RE	200.00	200.00	17.49	10.82	182.51	8.7
TOTAL Fees	300.00	300.00	17.49	10.82	282.51	5.8%
47 Interest						
094 470000 INTEREST INCOME	9,000.00	9,000.00	2,419.92	.00	6,580.08	26.9
TOTAL Interest	9,000.00	9,000.00	2,419.92	.00	6,580.08	26.9%
73 Draws						
094 736100 DRAW FROM RESERVES	46,200.00	46,200.00	.00	.00	46,200.00	.0

REVENUE SUMMARIES REPORT
ACCOUNT SUMMARY JANUARY 2025

FOR 2025 04

	ORIGINAL ESTIM REV	REVISED EST REV	ACTUAL YTD REVENUE	ACTUAL MTD REVENUE	REMAINING REVENUE	PCT USE/COL
TOTAL Draws	46,200.00	46,200.00	.00	.00	46,200.00	.0%
TOTAL COURT RECORD PRESERVATIO	55,500.00	55,500.00	2,437.41	10.82	53,062.59	4.4%
TOTAL REVENUES	55,500.00	55,500.00	2,437.41	10.82	53,062.59	
095 LOCAL TRUANCY PREVENT & DIVERS						
43 Fees						
095 435500 TRUANCY PREVENTION	60,000.00	60,000.00	6,441.83	1,960.73	53,558.17	10.7
095 435700 YOUTH DIVERSION ADMIN F	10,000.00	10,000.00	.00	.00	10,000.00	.0
TOTAL Fees	70,000.00	70,000.00	6,441.83	1,960.73	63,558.17	9.2%
47 Interest						
095 470000 INTEREST INCOME	1,500.00	1,500.00	644.12	.00	855.88	42.9
TOTAL Interest	1,500.00	1,500.00	644.12	.00	855.88	42.9%
TOTAL LOCAL TRUANCY PREVENT &	71,500.00	71,500.00	7,085.95	1,960.73	64,414.05	9.9%
TOTAL REVENUES	71,500.00	71,500.00	7,085.95	1,960.73	64,414.05	
096 HISTORICAL COMMISSION						
47 Interest						
096 470000 INTEREST INCOME	500.00	500.00	108.24	.00	391.76	21.6
TOTAL Interest	500.00	500.00	108.24	.00	391.76	21.6%
73 Draws						
096 736100 DRAW FROM RESERVES	7,400.00	7,400.00	.00	.00	7,400.00	.0

REVENUE SUMMARIES REPORT
ACCOUNT SUMMARY JANUARY 2025

FOR 2025 04

	ORIGINAL ESTIM REV	REVISED EST REV	ACTUAL YTD REVENUE	ACTUAL MTD REVENUE	REMAINING REVENUE	PCT USE/COL
TOTAL Draws	7,400.00	7,400.00	.00	.00	7,400.00	.0%
TOTAL HISTORICAL COMMISSION	7,900.00	7,900.00	108.24	.00	7,791.76	1.4%
TOTAL REVENUES	7,900.00	7,900.00	108.24	.00	7,791.76	
097 CHILD ABUSE PREVENTION						
43 Fees						
097 430100 CO CHILD ABUSE PREVENTI	656.00	656.00	132.55	16.82	523.45	20.2
TOTAL Fees	656.00	656.00	132.55	16.82	523.45	20.2%
47 Interest						
097 470000 INTEREST INCOME	164.00	164.00	26.18	.00	137.82	16.0
TOTAL Interest	164.00	164.00	26.18	.00	137.82	16.0%
TOTAL CHILD ABUSE PREVENTION	820.00	820.00	158.73	16.82	661.27	19.4%
TOTAL REVENUES	820.00	820.00	158.73	16.82	661.27	
099 CTY/DIST COURT TECHNOLOGY						
43 Fees						
099 430510 COUNTY COURT TECHNOLOGY	2,600.00	2,600.00	797.95	205.79	1,802.05	30.7
099 432610 DISTRICT COURT TECHNOLO	2,400.00	2,400.00	938.69	260.41	1,461.31	39.1
TOTAL Fees	5,000.00	5,000.00	1,736.64	466.20	3,263.36	34.7%
47 Interest						
099 470000 INTEREST INCOME	2,000.00	2,000.00	861.96	.00	1,138.04	43.1

REVENUE SUMMARIES REPORT
ACCOUNT SUMMARY JANUARY 2025

FOR 2025 04

	ORIGINAL ESTIM REV	REVISED EST REV	ACTUAL YTD REVENUE	ACTUAL MTD REVENUE	REMAINING REVENUE	PCT USE/COL
TOTAL Interest	2,000.00	2,000.00	861.96	.00	1,138.04	43.1%
TOTAL CTY/DIST COURT TECHNOLOG	7,000.00	7,000.00	2,598.60	466.20	4,401.40	37.1%
TOTAL REVENUES	7,000.00	7,000.00	2,598.60	466.20	4,401.40	
102 DIST COURT RECORDS TECHNOLOGY						
43 Fees						
102 437310 DISTRICT COURT RECORDS	2,000.00	2,000.00	24.15	10.82	1,975.85	1.2
TOTAL Fees	2,000.00	2,000.00	24.15	10.82	1,975.85	1.2%
47 Interest						
102 470000 INTEREST INCOME	1,000.00	1,000.00	51.41	.00	948.59	5.1
TOTAL Interest	1,000.00	1,000.00	51.41	.00	948.59	5.1%
TOTAL DIST COURT RECORDS TECHN	3,000.00	3,000.00	75.56	10.82	2,924.44	2.5%
TOTAL REVENUES	3,000.00	3,000.00	75.56	10.82	2,924.44	
103 COUNTY CLERK RECORDS ARCHIVES						
43 Fees						
103 437300 COUNTY CLERK RECORDS AR	500,000.00	500,000.00	145,170.00	46,850.00	354,830.00	29.0
TOTAL Fees	500,000.00	500,000.00	145,170.00	46,850.00	354,830.00	29.0%
47 Interest						
103 470000 INTEREST INCOME	150,000.00	150,000.00	41,406.35	.00	108,593.65	27.6

REVENUE SUMMARIES REPORT
ACCOUNT SUMMARY JANUARY 2025

FOR 2025 04

	ORIGINAL ESTIM REV	REVISED EST REV	ACTUAL YTD REVENUE	ACTUAL MTD REVENUE	REMAINING REVENUE	PCT USE/COL
TOTAL Interest	150,000.00	150,000.00	41,406.35	.00	108,593.65	27.6%
73 Draws						
103 736100 DRAW FROM RESERVES	830,000.00	830,000.00	.00	.00	830,000.00	.0
TOTAL Draws	830,000.00	830,000.00	.00	.00	830,000.00	.0%
TOTAL COUNTY CLERK RECORDS ARC	1,480,000.00	1,480,000.00	186,576.35	46,850.00	1,293,423.65	12.6%
TOTAL REVENUES	1,480,000.00	1,480,000.00	186,576.35	46,850.00	1,293,423.65	
105 COMMUNITY/ECONOMIC DEV PRG						
47 Interest						
105 470000 INTEREST INCOME	22,048.00	22,048.00	4,531.01	.00	17,516.99	20.6
TOTAL Interest	22,048.00	22,048.00	4,531.01	.00	17,516.99	20.6%
48 Other Revenue						
105 489900 OTHER REVENUE	108,102.00	108,102.00	.00	.00	108,102.00	.0
TOTAL Other Revenue	108,102.00	108,102.00	.00	.00	108,102.00	.0%
TOTAL COMMUNITY/ECONOMIC DEV P	130,150.00	130,150.00	4,531.01	.00	125,618.99	3.5%
TOTAL REVENUES	130,150.00	130,150.00	4,531.01	.00	125,618.99	
106 AMERICAN RESCUE PLAN ACT						
42 Intergovernmental						
106 420100 GRANT REVENUE	13,979,716.00	13,979,716.00	11,550,171.42	.00	2,429,544.58	82.6

REVENUE SUMMARIES REPORT
ACCOUNT SUMMARY JANUARY 2025

FOR 2025 04

	ORIGINAL ESTIM REV	REVISED EST REV	ACTUAL YTD REVENUE	ACTUAL MTD REVENUE	REMAINING REVENUE	PCT USE/COL
TOTAL Intergovernmental	13,979,716.00	13,979,716.00	11,550,171.42	.00	2,429,544.58	82.6%
47 Interest						
106 470000 INTEREST INCOME	.00	.00	2,470,570.55	.00	-2,470,570.55	100.0
TOTAL Interest	.00	.00	2,470,570.55	.00	-2,470,570.55	100.0%
TOTAL AMERICAN RESCUE PLAN ACT	13,979,716.00	13,979,716.00	14,020,741.97	.00	-41,025.97	100.3%
TOTAL REVENUES	13,979,716.00	13,979,716.00	14,020,741.97	.00	-41,025.97	
108 JP1 JUSTICE COURT TECHNOLOGY						
43 Fees						
108 430120 JUDICIAL TECH FUND FEE-	6,500.00	6,500.00	1,714.48	410.36	4,785.52	26.4
TOTAL Fees	6,500.00	6,500.00	1,714.48	410.36	4,785.52	26.4%
47 Interest						
108 470000 INTEREST INCOME	2,800.00	2,800.00	655.32	.00	2,144.68	23.4
TOTAL Interest	2,800.00	2,800.00	655.32	.00	2,144.68	23.4%
73 Draws						
108 736100 DRAW FROM RESERVES	19,501.00	19,501.00	.00	.00	19,501.00	.0
TOTAL Draws	19,501.00	19,501.00	.00	.00	19,501.00	.0%
TOTAL JP1 JUSTICE COURT TECHNO	28,801.00	28,801.00	2,369.80	410.36	26,431.20	8.2%
TOTAL REVENUES	28,801.00	28,801.00	2,369.80	410.36	26,431.20	

109 JP2 JUSTICE COURT TECHNOLOGY

43 Fees

REVENUE SUMMARIES REPORT
ACCOUNT SUMMARY JANUARY 2025

FOR 2025 04

	ORIGINAL ESTIM REV	REVISED EST REV	ACTUAL YTD REVENUE	ACTUAL MTD REVENUE	REMAINING REVENUE	PCT USE/COL
109 430210 JUDICIAL TECH FUND FEE-	2,275.00	2,275.00	1,029.67	437.05	1,245.33	45.3
TOTAL Fees	2,275.00	2,275.00	1,029.67	437.05	1,245.33	45.3%
47 Interest						
109 470000 INTEREST INCOME	3,063.00	3,063.00	938.89	.00	2,124.11	30.7
TOTAL Interest	3,063.00	3,063.00	938.89	.00	2,124.11	30.7%
73 Draws						
109 736100 DRAW FROM RESERVES	32,382.00	32,382.00	.00	.00	32,382.00	.0
TOTAL Draws	32,382.00	32,382.00	.00	.00	32,382.00	.0%
TOTAL JP2 JUSTICE COURT TECHNO	37,720.00	37,720.00	1,968.56	437.05	35,751.44	5.2%
TOTAL REVENUES	37,720.00	37,720.00	1,968.56	437.05	35,751.44	
110 JP3 JUSTICE COURT TECHNOLOGY						
43 Fees						
110 430310 JUDICIAL TECH FUND FEE-	1,483.00	1,483.00	664.03	138.34	1,207.97	18.5
TOTAL Fees	1,483.00	1,483.00	664.03	138.34	1,207.97	44.8%
47 Interest						
110 470000 INTEREST INCOME	865.00	865.00	260.69	.00	604.31	30.1
TOTAL Interest	865.00	865.00	260.69	.00	604.31	30.1%
73 Draws						
110 736100 DRAW FROM RESERVES	752.00	752.00	.00	.00	752.00	.0

REVENUE SUMMARIES REPORT
ACCOUNT SUMMARY JANUARY 2025

FOR 2025 04

	ORIGINAL ESTIM REV	REVISED EST REV	ACTUAL YTD REVENUE	ACTUAL MTD REVENUE	REMAINING REVENUE	PCT USE/COL
TOTAL Draws	752.00	752.00	.00	.00	752.00	.0%
TOTAL JP3 JUSTICE COURT TECHNO	3,100.00	3,100.00	924.72	138.34	2,564.28	29.8%
TOTAL REVENUES	3,100.00	3,100.00	924.72	138.34	2,564.28	
111 JP4 JUSTICE COURT TECHNOLOGY						
43 Fees						
111 430400 JUDICIAL TECH FUND FEE-	.00	.00	1,891.70	546.65	-1,891.70	100.0
TOTAL Fees	.00	.00	1,891.70	546.65	-1,891.70	100.0%
47 Interest						
111 470000 INTEREST INCOME	2,000.00	2,000.00	720.63	.00	1,279.37	36.0
TOTAL Interest	2,000.00	2,000.00	720.63	.00	1,279.37	36.0%
73 Draws						
111 736100 DRAW FROM RESERVES	29,325.00	29,325.00	.00	.00	29,325.00	.0
TOTAL Draws	29,325.00	29,325.00	.00	.00	29,325.00	.0%
TOTAL JP4 JUSTICE COURT TECHNO	31,325.00	31,325.00	2,612.33	546.65	28,712.67	8.3%
TOTAL REVENUES	31,325.00	31,325.00	2,612.33	546.65	28,712.67	
112 COURT FACILITY FEE						
43 Fees						
112 430300 COUNTY CLERK	40,000.00	40,000.00	9,360.13	2,680.03	30,639.87	23.4

REVENUE SUMMARIES REPORT
ACCOUNT SUMMARY JANUARY 2025

FOR 2025 04

	ORIGINAL ESTIM REV	REVISED EST REV	ACTUAL YTD REVENUE	ACTUAL MTD REVENUE	REMAINING REVENUE	PCT USE/COL
112 432300 DISTRICT CLERK FEES	54,000.00	54,000.00	18,197.09	4,877.17	35,802.91	33.7
TOTAL Fees	94,000.00	94,000.00	27,557.22	7,557.20	66,442.78	29.3%
47 Interest						
112 470000 INTEREST INCOME	7,000.00	7,000.00	2,551.77	.00	4,448.23	36.5
TOTAL Interest	7,000.00	7,000.00	2,551.77	.00	4,448.23	36.5%
TOTAL COURT FACILITY FEE	101,000.00	101,000.00	30,108.99	7,557.20	70,891.01	29.8%
TOTAL REVENUES	101,000.00	101,000.00	30,108.99	7,557.20	70,891.01	
114 JUDICIAL EDUCATION & SUPPORT						
43 Fees						
114 430300 COUNTY CLERK	5,000.00	5,000.00	1,335.00	315.00	3,665.00	26.7
TOTAL Fees	5,000.00	5,000.00	1,335.00	315.00	3,665.00	26.7%
47 Interest						
114 470000 INTEREST INCOME	400.00	400.00	130.80	.00	269.20	32.7
TOTAL Interest	400.00	400.00	130.80	.00	269.20	32.7%
TOTAL JUDICIAL EDUCATION & SUP	5,400.00	5,400.00	1,465.80	315.00	3,934.20	27.1%
TOTAL REVENUES	5,400.00	5,400.00	1,465.80	315.00	3,934.20	
115 LANGUAGE ACCESS						
43 Fees						
115 430300 COUNTY CLERK	5,500.00	5,500.00	1,404.00	402.00	4,096.00	25.5

REVENUE SUMMARIES REPORT
ACCOUNT SUMMARY JANUARY 2025

FOR 2025 04

	ORIGINAL ESTIM REV	REVISED EST REV	ACTUAL YTD REVENUE	ACTUAL MTD REVENUE	REMAINING REVENUE	PCT USE/COL
115 432300 DISTRICT CLERK FEES	8,000.00	8,000.00	2,729.68	731.60	5,270.32	34.1
115 433100 JP PRECINCT 1	5,000.00	5,000.00	1,848.00	447.00	3,152.00	37.0
115 433200 JP PRECINCT 2	6,000.00	6,000.00	2,139.00	555.00	3,861.00	35.7
115 433300 JP PRECINCT 3	8,000.00	8,000.00	2,719.34	777.00	5,280.66	34.0
115 433400 JP PRECINCT 4	5,000.00	5,000.00	1,854.00	570.00	3,146.00	37.1
TOTAL Fees	37,500.00	37,500.00	12,694.02	3,482.60	24,805.98	33.9%
47 Interest						
115 470000 INTEREST INCOME	3,000.00	3,000.00	991.82	.00	2,008.18	33.1
TOTAL Interest	3,000.00	3,000.00	991.82	.00	2,008.18	33.1%
TOTAL LANGUAGE ACCESS	40,500.00	40,500.00	13,685.84	3,482.60	26,814.16	33.8%
TOTAL REVENUES	40,500.00	40,500.00	13,685.84	3,482.60	26,814.16	
122 SHERIFF CONTRABAND						
46 Fines/Forfeitures						
122 461400 FORFEITED FUNDS-CRIMINA	115,000.00	115,000.00	.00	.00	115,000.00	.0
TOTAL Fines/Forfeitures	115,000.00	115,000.00	.00	.00	115,000.00	.0%
47 Interest						
122 470000 INTEREST INCOME	7,000.00	7,000.00	.00	.00	7,000.00	.0
TOTAL Interest	7,000.00	7,000.00	.00	.00	7,000.00	.0%
48 Other Revenue						
122 489900 OTHER REVENUE	2,500.00	2,500.00	.00	.00	2,500.00	.0
TOTAL Other Revenue	2,500.00	2,500.00	.00	.00	2,500.00	.0%

REVENUE SUMMARIES REPORT
ACCOUNT SUMMARY JANUARY 2025

FOR 2025 04

	ORIGINAL ESTIM REV	REVISED EST REV	ACTUAL YTD REVENUE	ACTUAL MTD REVENUE	REMAINING REVENUE	PCT USE/COL
73 Draws						
122 736100 DRAW FROM RESERVES	88,500.00	88,500.00	.00	.00	88,500.00	.0
TOTAL Draws	88,500.00	88,500.00	.00	.00	88,500.00	.0%
TOTAL SHERIFF CONTRABAND	213,000.00	213,000.00	.00	.00	213,000.00	.0%
TOTAL REVENUES	213,000.00	213,000.00	.00	.00	213,000.00	
124 INMATE SUPPLY						
47 Interest						
124 470000 INTEREST INCOME	130,000.00	130,000.00	343.05	.00	129,656.95	.3
TOTAL Interest	130,000.00	130,000.00	343.05	.00	129,656.95	.3%
48 Other Revenue						
124 484300 CONCESSION COMMISSIONS	750,000.00	750,000.00	.00	.00	750,000.00	.0
124 489900 OTHER REVENUE	4,000.00	4,000.00	.00	.00	4,000.00	.0
TOTAL Other Revenue	754,000.00	754,000.00	.00	.00	754,000.00	.0%
73 Draws						
124 736100 DRAW FROM RESERVES	471,000.00	471,000.00	.00	.00	471,000.00	.0
TOTAL Draws	471,000.00	471,000.00	.00	.00	471,000.00	.0%
TOTAL INMATE SUPPLY	1,355,000.00	1,355,000.00	343.05	.00	1,354,656.95	.0%
TOTAL REVENUES	1,355,000.00	1,355,000.00	343.05	.00	1,354,656.95	
126 VINE GRANT						
42 Intergovernmental						

REVENUE SUMMARIES REPORT
ACCOUNT SUMMARY JANUARY 2025

FOR 2025 04

	ORIGINAL ESTIM REV	REVISED EST REV	ACTUAL YTD REVENUE	ACTUAL MTD REVENUE	REMAINING REVENUE	PCT USE/COL
126 420370 STATE REVENUE	31,000.00	31,000.00	7,798.46	.00	23,201.54	25.2
TOTAL Intergovernmental	31,000.00	31,000.00	7,798.46	.00	23,201.54	25.2%
TOTAL VINE GRANT	31,000.00	31,000.00	7,798.46	.00	23,201.54	25.2%
TOTAL REVENUES	31,000.00	31,000.00	7,798.46	.00	23,201.54	
128 HOMELAND SECURITY GRANT						
42 Intergovernmental						
128 423000 2014 HSGP HOMELAND SECU	132,098.00	132,098.00	9,430.00	9,430.00	122,668.00	7.1
TOTAL Intergovernmental	132,098.00	132,098.00	9,430.00	9,430.00	122,668.00	7.1%
TOTAL HOMELAND SECURITY GRANT	132,098.00	132,098.00	9,430.00	9,430.00	122,668.00	7.1%
TOTAL REVENUES	132,098.00	132,098.00	9,430.00	9,430.00	122,668.00	
130 PROJECT SAFE NEIGHBORHOOD						
42 Intergovernmental						
130 420100 GRANT REVENUE	116,398.00	116,398.00	3,877.67	.00	112,520.33	3.3
TOTAL Intergovernmental	116,398.00	116,398.00	3,877.67	.00	112,520.33	3.3%
TOTAL PROJECT SAFE NEIGHBORHOOD	116,398.00	116,398.00	3,877.67	.00	112,520.33	3.3%
TOTAL REVENUES	116,398.00	116,398.00	3,877.67	.00	112,520.33	
142 LEOSE SHERIFF						
42 Intergovernmental						
142 424700 LEOSE REVENUE	65,000.00	65,000.00	.00	.00	65,000.00	.0

REVENUE SUMMARIES REPORT
ACCOUNT SUMMARY JANUARY 2025

FOR 2025 04

	ORIGINAL ESTIM REV	REVISED EST REV	ACTUAL YTD REVENUE	ACTUAL MTD REVENUE	REMAINING REVENUE	PCT USE/COL
TOTAL Intergovernmental	65,000.00	65,000.00	.00	.00	65,000.00	.0%
47 Interest						
142 470000 INTEREST INCOME	6,000.00	6,000.00	1,691.41	.00	4,308.59	28.2
TOTAL Interest	6,000.00	6,000.00	1,691.41	.00	4,308.59	28.2%
TOTAL LEOSE SHERIFF	71,000.00	71,000.00	1,691.41	.00	69,308.59	2.4%
TOTAL REVENUES	71,000.00	71,000.00	1,691.41	.00	69,308.59	
145 SHERIFF COMMISSARY SALARY						
42 Intergovernmental						
145 424500 COMMISSARY SALARY REIMB	1,081,369.00	1,081,369.00	315,645.67	59,214.13	765,723.33	29.2
TOTAL Intergovernmental	1,081,369.00	1,081,369.00	315,645.67	59,214.13	765,723.33	29.2%
TOTAL SHERIFF COMMISSARY SALAR	1,081,369.00	1,081,369.00	315,645.67	59,214.13	765,723.33	29.2%
TOTAL REVENUES	1,081,369.00	1,081,369.00	315,645.67	59,214.13	765,723.33	
146 LECD EMER COMMUNICATION GRANT						
42 Intergovernmental						
146 420410 GRANT REVENUE LECD	.00	-43,860.00	.00	.00	-43,860.00	.0
TOTAL Intergovernmental	.00	-43,860.00	.00	.00	-43,860.00	.0%
TOTAL LECD EMER COMMUNICATION	.00	-43,860.00	.00	.00	-43,860.00	.0%
TOTAL REVENUES	.00	-43,860.00	.00	.00	-43,860.00	
148 STATE HOMELAND GRANTS						
42 Intergovernmental						

REVENUE SUMMARIES REPORT
ACCOUNT SUMMARY JANUARY 2025

FOR 2025 04

	ORIGINAL ESTIM REV	REVISED EST REV	ACTUAL YTD REVENUE	ACTUAL MTD REVENUE	REMAINING REVENUE	PCT USE/COL
148 420100 GRANT REVENUE	84,747.00	16,702.00	16,701.30	16,701.30	.70	100.0
TOTAL Intergovernmental	84,747.00	16,702.00	16,701.30	16,701.30	.70	100.0%
TOTAL STATE HOMELAND GRANTS	84,747.00	16,702.00	16,701.30	16,701.30	.70	100.0%
TOTAL REVENUES	84,747.00	16,702.00	16,701.30	16,701.30	.70	
150 TAG GRANT						
42 Intergovernmental						
150 420100 GRANT REVENUE	12,745,788.00	21,214,593.00	3,214,487.62	1,120,620.86	18,000,105.38	15.2
TOTAL Intergovernmental	12,745,788.00	21,214,593.00	3,214,487.62	1,120,620.86	18,000,105.38	15.2%
TOTAL TAG GRANT	12,745,788.00	21,214,593.00	3,214,487.62	1,120,620.86	18,000,105.38	15.2%
TOTAL REVENUES	12,745,788.00	21,214,593.00	3,214,487.62	1,120,620.86	18,000,105.38	
161 CDA BUSINESS CRIMES						
43 Fees						
161 434200 BAD CHECK COLLECTION FE	25,000.00	25,000.00	3,550.94	.00	21,449.06	14.2
TOTAL Fees	25,000.00	25,000.00	3,550.94	.00	21,449.06	14.2%
47 Interest						
161 470000 INTEREST INCOME	3,500.00	3,500.00	882.09	.00	2,617.91	25.2
TOTAL Interest	3,500.00	3,500.00	882.09	.00	2,617.91	25.2%
48 Other Revenue						
161 481500 OTHER REFUNDS/REIMBURSE	13,000.00	13,000.00	6,315.72	.00	6,684.28	48.6

REVENUE SUMMARIES REPORT
ACCOUNT SUMMARY JANUARY 2025

FOR 2025 04

	ORIGINAL ESTIM REV	REVISED EST REV	ACTUAL YTD REVENUE	ACTUAL MTD REVENUE	REMAINING REVENUE	PCT USE/COL
161 489900 OTHER REVENUE	4,700.00	4,700.00	.00	.00	4,700.00	.0
TOTAL Other Revenue	17,700.00	17,700.00	6,315.72	.00	11,384.28	35.7%
73 Draws						
161 736100 DRAW FROM RESERVES	53,800.00	53,800.00	.00	.00	53,800.00	.0
TOTAL Draws	53,800.00	53,800.00	.00	.00	53,800.00	.0%
TOTAL CDA BUSINESS CRIMES	100,000.00	100,000.00	10,748.75	.00	89,251.25	10.7%
TOTAL REVENUES	100,000.00	100,000.00	10,748.75	.00	89,251.25	
163 CDA CONTRABAND						
47 Interest						
163 470000 INTEREST INCOME	500.00	500.00	827.06	.00	-327.06	165.4
TOTAL Interest	500.00	500.00	827.06	.00	-327.06	165.4%
48 Other Revenue						
163 489900 OTHER REVENUE	99,500.00	99,500.00	30,445.25	.00	69,054.75	30.6
TOTAL Other Revenue	99,500.00	99,500.00	30,445.25	.00	69,054.75	30.6%
TOTAL CDA CONTRABAND	100,000.00	100,000.00	31,272.31	.00	68,727.69	31.3%
TOTAL REVENUES	100,000.00	100,000.00	31,272.31	.00	68,727.69	
164 CDA SPATTF GRANT						
42 Intergovernmental						
164 420100 GRANT REVENUE	1,008,481.00	1,008,481.00	.00	.00	1,008,481.00	.0

REVENUE SUMMARIES REPORT
ACCOUNT SUMMARY JANUARY 2025

FOR 2025 04

	ORIGINAL ESTIM REV	REVISED EST REV	ACTUAL YTD REVENUE	ACTUAL MTD REVENUE	REMAINING REVENUE	PCT USE/COL
164 420300 STATE GRANT REVENUE	.00	.00	128,978.49	.00	-128,978.49	100.0
164 420400 SPATTF REVENUE-FEDERAL	.00	.00	-2,138.90	.00	2,138.90	100.0
TOTAL Intergovernmental	1,008,481.00	1,008,481.00	126,839.59	.00	881,641.41	12.6%
47 Interest						
164 470010 INTEREST INCOME-PROGRAM	.00	.00	14,399.91	334.31	-14,399.91	100.0
164 470100 INTEREST INCOME-FEDERAL	.00	.00	1,839.74	.00	-1,839.74	100.0
TOTAL Interest	.00	.00	16,239.65	334.31	-16,239.65	100.0%
48 Other Revenue						
164 480000 IN-KIND REVENUE	262,782.00	262,782.00	132,594.00	66,898.50	130,188.00	50.5
164 480510 DISPOSAL OF PROPERTY	.00	.00	2,294.04	.00	-2,294.04	100.0
164 480520 SPATTF PROGRAM INCOME	45,000.00	45,000.00	37,442.78	-35,840.00	7,557.22	83.2
TOTAL Other Revenue	307,782.00	307,782.00	172,330.82	31,058.50	135,451.18	56.0%
80 Transfers						
164 801100 XFER FROM GENERAL FUND	250,128.00	250,128.00	37,670.67	.00	212,457.33	15.1
TOTAL Transfers	250,128.00	250,128.00	37,670.67	.00	212,457.33	15.1%
TOTAL CDA SPATTF GRANT	1,566,391.00	1,566,391.00	353,080.73	31,392.81	1,213,310.27	22.5%
TOTAL REVENUES	1,566,391.00	1,566,391.00	353,080.73	31,392.81	1,213,310.27	
165 CDA SPATTF CC GRANT						
42 Intergovernmental						
165 420100 GRANT REVENUE	842,517.00	842,517.00	318,125.25	.00	524,391.75	37.8
TOTAL Intergovernmental	842,517.00	842,517.00	318,125.25	.00	524,391.75	37.8%

REVENUE SUMMARIES REPORT
ACCOUNT SUMMARY JANUARY 2025

FOR 2025 04

	ORIGINAL ESTIM REV	REVISED EST REV	ACTUAL YTD REVENUE	ACTUAL MTD REVENUE	REMAINING REVENUE	PCT USE/COL
48 Other Revenue						
165 481600 CONTRIBUTIONS	66,183.00	66,183.00	27,345.00	22,988.00	38,838.00	41.3
TOTAL Other Revenue	66,183.00	66,183.00	27,345.00	22,988.00	38,838.00	41.3%
80 Transfers						
165 801100 XFER FROM GENERAL FUND	9,320.00	9,320.00	.00	.00	9,320.00	.0
TOTAL Transfers	9,320.00	9,320.00	.00	.00	9,320.00	.0%
TOTAL CDA SPATTF CC GRANT	918,020.00	918,020.00	345,470.25	22,988.00	572,549.75	37.6%
TOTAL REVENUES	918,020.00	918,020.00	345,470.25	22,988.00	572,549.75	
166 CDA JAG GRANT						
42 Intergovernmental						
166 422510 FEDERAL GRANT REVENUE-J	34,308.00	34,308.00	40,148.32	.00	-5,840.32	117.0
166 422700 FEDERAL GRANT REVENUE-J	.00	.00	-6,299.97	.00	6,299.97	100.0
166 422800 FEDERAL GRANT REVENUE-J	86,548.00	86,548.00	82,191.14	.00	4,356.86	95.0
TOTAL Intergovernmental	120,856.00	120,856.00	116,039.49	.00	4,816.51	96.0%
47 Interest						
166 470020 INTEREST REVENUE JAG23	.00	.00	4,144.52	347.02	-4,144.52	100.0
166 470300 INTEREST REVENUE-JAG22	.00	.00	6,768.08	188.57	-6,768.08	100.0
166 470900 INTEREST REVENUE JAG21	.00	.00	6,299.97	.00	-6,299.97	100.0
TOTAL Interest	.00	.00	17,212.57	535.59	-17,212.57	100.0%
TOTAL CDA JAG GRANT	120,856.00	120,856.00	133,252.06	535.59	-12,396.06	110.3%
TOTAL REVENUES	120,856.00	120,856.00	133,252.06	535.59	-12,396.06	
168 CDA Border Prosecution Unit						

REVENUE SUMMARIES REPORT
ACCOUNT SUMMARY JANUARY 2025

FOR 2025 04

	ORIGINAL ESTIM REV	REVISED EST REV	ACTUAL YTD REVENUE	ACTUAL MTD REVENUE	REMAINING REVENUE	PCT USE/COL
42 Intergovernmental						
168 420100 GRANT REVENUE	281,587.00	281,587.00	71,101.17	23,929.31	210,485.83	25.3
TOTAL Intergovernmental	281,587.00	281,587.00	71,101.17	23,929.31	210,485.83	25.3%
TOTAL CDA Border Prosecution U	281,587.00	281,587.00	71,101.17	23,929.31	210,485.83	25.3%
TOTAL REVENUES	281,587.00	281,587.00	71,101.17	23,929.31	210,485.83	
171 CDA VOCA VICTIM ADV PROJECT						
42 Intergovernmental						
171 420300 STATE GRANT REVENUE	126,546.00	126,546.00	32,530.41	12,980.39	94,015.59	25.7
TOTAL Intergovernmental	126,546.00	126,546.00	32,530.41	12,980.39	94,015.59	25.7%
80 Transfers						
171 801100 XFER FROM GENERAL FUND	31,637.00	31,637.00	8,132.60	3,245.10	23,504.40	25.7
TOTAL Transfers	31,637.00	31,637.00	8,132.60	3,245.10	23,504.40	25.7%
TOTAL CDA VOCA VICTIM ADV PROJ	158,183.00	158,183.00	40,663.01	16,225.49	117,519.99	25.7%
TOTAL REVENUES	158,183.00	158,183.00	40,663.01	16,225.49	117,519.99	
202 UNLIMITED TAX ROAD BONDS						
40 Tax Collections						
202 400100 CURRENT AD VALOREM TAXE	7,162,304.00	7,162,304.00	4,660,303.65	1,335,827.30	2,502,000.35	65.1
202 400400 PEN & INT - CURRENT LEV	29,365.00	29,365.00	- .07	- .07	29,365.07	.0
202 400500 DELIQ TAXES - PRIOR YEA	43,690.00	43,690.00	28,671.74	7,950.35	15,018.26	65.6
202 400600 PEN & INT - PRIOR YEARS	22,203.00	22,203.00	10,388.44	3,043.17	11,814.56	46.8
TOTAL Tax Collections	7,257,562.00	7,257,562.00	4,699,363.76	1,346,820.75	2,558,198.24	64.8%

REVENUE SUMMARIES REPORT
ACCOUNT SUMMARY JANUARY 2025

FOR 2025 04

	ORIGINAL ESTIM REV	REVISED EST REV	ACTUAL YTD REVENUE	ACTUAL MTD REVENUE	REMAINING REVENUE	PCT USE/COL
--	-----------------------	--------------------	-----------------------	-----------------------	----------------------	----------------

47 Interest

202 470000 INTEREST INCOME	.00	.00	17,116.89	.00	-17,116.89	100.0
TOTAL Interest	.00	.00	17,116.89	.00	-17,116.89	100.0%

73 Draws

202 736100 DRAW FROM RESERVES	419,892.00	419,892.00	.00	.00	419,892.00	.0
TOTAL Draws	419,892.00	419,892.00	.00	.00	419,892.00	.0%
TOTAL UNLIMITED TAX ROAD BONDS	7,677,454.00	7,677,454.00	4,716,480.65	1,346,820.75	2,960,973.35	61.4%
TOTAL REVENUES	7,677,454.00	7,677,454.00	4,716,480.65	1,346,820.75	2,960,973.35	

203 GEN OB REFUNDING BOND SRS 2021

40 Tax Collections

203 400100 CURRENT AD VALOREM TAXE	852,780.00	852,780.00	554,361.36	158,901.89	298,418.64	65.0
203 400400 PEN & INT - CURRENT LEV	3,496.00	3,496.00	-.01	-.01	3,496.01	.0
203 400500 DELIQ TAXES - PRIOR YEA	5,202.00	5,202.00	3,300.19	915.10	1,901.81	63.4
203 400600 PEN & INT - PRIOR YEARS	2,644.00	2,644.00	1,195.75	350.28	1,448.25	45.2
TOTAL Tax Collections	864,122.00	864,122.00	558,857.29	160,167.26	305,264.71	64.7%

47 Interest

203 470000 INTEREST INCOME	.00	.00	27,886.03	.00	-27,886.03	100.0
TOTAL Interest	.00	.00	27,886.03	.00	-27,886.03	100.0%

73 Draws

203 736100 DRAW FROM RESERVES	175,252.00	175,252.00	.00	.00	175,252.00	.0
-------------------------------	------------	------------	-----	-----	------------	----

REVENUE SUMMARIES REPORT
ACCOUNT SUMMARY JANUARY 2025

FOR 2025 04

	ORIGINAL ESTIM REV	REVISED EST REV	ACTUAL YTD REVENUE	ACTUAL MTD REVENUE	REMAINING REVENUE	PCT USE/COL
TOTAL Draws	175,252.00	175,252.00	.00	.00	175,252.00	.0%
TOTAL GEN OB REFUNDING BOND SR	1,039,374.00	1,039,374.00	586,743.32	160,167.26	452,630.68	56.5%
TOTAL REVENUES	1,039,374.00	1,039,374.00	586,743.32	160,167.26	452,630.68	
204 GOB SERIES 2024 (ME)						
40 Tax Collections						
204 400100 CURRENT AD VALOREM TAXE	2,136,585.00	2,136,585.00	1,390,428.56	398,551.81	746,156.44	65.1
204 400400 PEN & INT - CURRENT LEV	8,760.00	8,760.00	-.02	-.02	8,760.02	.0
204 400500 DELIQ TAXES - PRIOR YEA	13,033.00	13,033.00	.00	.00	13,033.00	.0
204 400600 PEN & INT - PRIOR YEARS	6,623.00	6,623.00	.00	.00	6,623.00	.0
TOTAL Tax Collections	2,165,001.00	2,165,001.00	1,390,428.54	398,551.79	774,572.46	64.2%
47 Interest						
204 470000 INTEREST INCOME	.00	.00	3,465.42	.00	-3,465.42	100.0
TOTAL Interest	.00	.00	3,465.42	.00	-3,465.42	100.0%
48 Other Revenue						
204 489900 OTHER REVENUE	.00	.00	742.84	742.84	-742.84	100.0
TOTAL Other Revenue	.00	.00	742.84	742.84	-742.84	100.0%
73 Draws						
204 736100 DRAW FROM RESERVES	125,258.00	125,258.00	.00	.00	125,258.00	.0
TOTAL Draws	125,258.00	125,258.00	.00	.00	125,258.00	.0%
TOTAL GOB SERIES 2024 (ME)	2,290,259.00	2,290,259.00	1,394,636.80	399,294.63	895,622.20	60.9%
TOTAL REVENUES	2,290,259.00	2,290,259.00	1,394,636.80	399,294.63	895,622.20	

REVENUE SUMMARIES REPORT
ACCOUNT SUMMARY JANUARY 2025

FOR 2025 04

	ORIGINAL ESTIM REV	REVISED EST REV	ACTUAL YTD REVENUE	ACTUAL MTD REVENUE	REMAINING REVENUE	PCT USE/COL
208 SPECIAL TAX REVENUE BONDS 2020						
47 Interest						
208 470000 INTEREST INCOME	35,000.00	35,000.00	11,001.27	.00	23,998.73	31.4
TOTAL Interest	35,000.00	35,000.00	11,001.27	.00	23,998.73	31.4%
80 Transfers						
208 807900 XFER FROM VENUE HOT STV	614,342.00	614,342.00	.00	.00	614,342.00	.0
TOTAL Transfers	614,342.00	614,342.00	.00	.00	614,342.00	.0%
TOTAL SPECIAL TAX REVENUE BOND	649,342.00	649,342.00	11,001.27	.00	638,340.73	1.7%
TOTAL REVENUES	649,342.00	649,342.00	11,001.27	.00	638,340.73	
301 MPO ROAD CONSTRUCTION						
47 Interest						
301 470000 INTEREST INCOME	.00	.00	5,023.13	.00	-5,023.13	100.0
TOTAL Interest	.00	.00	5,023.13	.00	-5,023.13	100.0%
73 Draws						
301 736100 DRAW FROM RESERVES	220,000.00	220,000.00	.00	.00	220,000.00	.0
TOTAL Draws	220,000.00	220,000.00	.00	.00	220,000.00	.0%
TOTAL MPO ROAD CONSTRUCTION	220,000.00	220,000.00	5,023.13	.00	214,976.87	2.3%
TOTAL REVENUES	220,000.00	220,000.00	5,023.13	.00	214,976.87	

302 TAX ROAD BOND CONTRUCTION

47 Interest

REVENUE SUMMARIES REPORT
ACCOUNT SUMMARY JANUARY 2025

FOR 2025 04

	ORIGINAL ESTIM REV	REVISED EST REV	ACTUAL YTD REVENUE	ACTUAL MTD REVENUE	REMAINING REVENUE	PCT USE/COL
302 470000 INTEREST INCOME	.00	.00	477,729.46	.00	-477,729.46	100.0
TOTAL Interest	.00	.00	477,729.46	.00	-477,729.46	100.0%
73 Draws						
302 736100 DRAW FROM RESERVES	48,097,796.00	48,097,796.00	.00	.00	48,097,796.00	.0
TOTAL Draws	48,097,796.00	48,097,796.00	.00	.00	48,097,796.00	.0%
TOTAL TAX ROAD BOND CONSTRUCTIO	48,097,796.00	48,097,796.00	477,729.46	.00	47,620,066.54	1.0%
TOTAL REVENUES	48,097,796.00	48,097,796.00	477,729.46	.00	47,620,066.54	
304 MEDICAL EXAMINER CONSTRUCTION						
47 Interest						
304 470000 INTEREST INCOME	400,000.00	400,000.00	255,568.27	.00	144,431.73	63.9
TOTAL Interest	400,000.00	400,000.00	255,568.27	.00	144,431.73	63.9%
73 Draws						
304 736100 DRAW FROM RESERVES	15,200,580.00	15,200,580.00	.00	.00	15,200,580.00	.0
TOTAL Draws	15,200,580.00	15,200,580.00	.00	.00	15,200,580.00	.0%
TOTAL MEDICAL EXAMINER CONSTRU	15,600,580.00	15,600,580.00	255,568.27	.00	15,345,011.73	1.6%
TOTAL REVENUES	15,600,580.00	15,600,580.00	255,568.27	.00	15,345,011.73	
307 CRTC RENOVATIONS #2						
47 Interest						
307 470000 INTEREST INCOME	.00	.00	11,077.70	.00	-11,077.70	100.0

REVENUE SUMMARIES REPORT
ACCOUNT SUMMARY JANUARY 2025

FOR 2025 04

	ORIGINAL ESTIM REV	REVISED EST REV	ACTUAL YTD REVENUE	ACTUAL MTD REVENUE	REMAINING REVENUE	PCT USE/COL
TOTAL Interest	.00	.00	11,077.70	.00	-11,077.70	100.0%
80 Transfers						
307 801100 XFER FROM GENERAL FUND	1,611,825.00	1,611,825.00	.00	.00	1,611,825.00	.0
TOTAL Transfers	1,611,825.00	1,611,825.00	.00	.00	1,611,825.00	.0%
TOTAL CRTC RENOVATIONS #2	1,611,825.00	1,611,825.00	11,077.70	.00	1,600,747.30	.7%
TOTAL REVENUES	1,611,825.00	1,611,825.00	11,077.70	.00	1,600,747.30	
308 VENUE CAPITAL PROJECT						
47 Interest						
308 470000 INTEREST INCOME	10,000.00	10,000.00	4,377.97	.00	5,622.03	43.8
TOTAL Interest	10,000.00	10,000.00	4,377.97	.00	5,622.03	43.8%
73 Draws						
308 736100 DRAW FROM RESERVES	242,247.00	242,247.00	.00	.00	242,247.00	.0
TOTAL Draws	242,247.00	242,247.00	.00	.00	242,247.00	.0%
TOTAL VENUE CAPITAL PROJECT	252,247.00	252,247.00	4,377.97	.00	247,869.03	1.7%
TOTAL REVENUES	252,247.00	252,247.00	4,377.97	.00	247,869.03	
401 EMPLOYEE HEALTH BENEFIT						
47 Interest						
401 470000 INTEREST INCOME	117,000.00	117,000.00	40,315.77	.00	76,684.23	34.5

REVENUE SUMMARIES REPORT
ACCOUNT SUMMARY JANUARY 2025

FOR 2025 04

	ORIGINAL ESTIM REV	REVISED EST REV	ACTUAL YTD REVENUE	ACTUAL MTD REVENUE	REMAINING REVENUE	PCT USE/COL
TOTAL Interest	117,000.00	117,000.00	40,315.77	.00	76,684.23	34.5%
48 Other Revenue						
401 480600 INSURANCE REIMBURSEMENT	50,000.00	50,000.00	.00	.00	50,000.00	.0
401 483010 SURVIVOR SB872 INSURANC	8,000.00	8,000.00	.00	.00	8,000.00	.0
401 483100 COBRA INSURANCE PREMIUM	23,000.00	23,000.00	8,083.56	2,304.31	14,916.44	35.1
401 483200 RETIREE INSURANCE PREMI	116,000.00	116,000.00	33,866.00	13,371.00	82,134.00	29.2
401 484400 STOP LOSS REIMBURSEMENT	756,836.00	756,836.00	65,708.43	65,708.43	691,127.57	8.7
401 485100 EMPLOYEE MEDICAL SHARE	1,846,061.00	1,846,061.00	619,517.88	125,201.42	1,226,543.12	33.6
401 485200 COUNTY MEDICAL SHARE	10,388,859.00	10,388,859.00	3,629,167.08	847,040.96	6,759,691.92	34.9
401 489900 OTHER REVENUE	25,000.00	25,000.00	.00	.00	25,000.00	.0
TOTAL Other Revenue	13,213,756.00	13,213,756.00	4,356,342.95	1,053,626.12	8,857,413.05	33.0%
73 Draws						
401 736100 DRAW FROM RESERVES	1,234,244.00	1,234,244.00	.00	.00	1,234,244.00	.0
TOTAL Draws	1,234,244.00	1,234,244.00	.00	.00	1,234,244.00	.0%
80 Transfers						
401 840300 XFER FROM WORKERS COMP	1,500,000.00	1,500,000.00	.00	.00	1,500,000.00	.0
TOTAL Transfers	1,500,000.00	1,500,000.00	.00	.00	1,500,000.00	.0%
TOTAL EMPLOYEE HEALTH BENEFIT	16,065,000.00	16,065,000.00	4,396,658.72	1,053,626.12	11,668,341.28	27.4%
TOTAL REVENUES	16,065,000.00	16,065,000.00	4,396,658.72	1,053,626.12	11,668,341.28	
403 WORKERS COMPENSATION						
47 Interest						
403 470000 INTEREST INCOME	350,000.00	350,000.00	76,532.61	.00	273,467.39	21.9

REVENUE SUMMARIES REPORT
ACCOUNT SUMMARY JANUARY 2025

FOR 2025 04

	ORIGINAL ESTIM REV	REVISED EST REV	ACTUAL YTD REVENUE	ACTUAL MTD REVENUE	REMAINING REVENUE	PCT USE/COL
TOTAL Interest	350,000.00	350,000.00	76,532.61	.00	273,467.39	21.9%
48 Other Revenue						
403 480600 INSURANCE REIMBURSEMENT	10,000.00	10,000.00	4,077.63	4,077.63	5,922.37	40.8
403 485210 COUNTY W/C SHARE	2,000,000.00	2,000,000.00	849,554.14	274,737.19	1,150,445.86	42.5
403 489900 OTHER REVENUE	500.00	500.00	.00	.00	500.00	.0
TOTAL Other Revenue	2,010,500.00	2,010,500.00	853,631.77	278,814.82	1,156,868.23	42.5%
73 Draws						
403 736100 DRAW FROM RESERVES	6,562,834.00	6,562,834.00	.00	.00	6,562,834.00	.0
TOTAL Draws	6,562,834.00	6,562,834.00	.00	.00	6,562,834.00	.0%
TOTAL WORKERS COMPENSATION	8,923,334.00	8,923,334.00	930,164.38	278,814.82	7,993,169.62	10.4%
TOTAL REVENUES	8,923,334.00	8,923,334.00	930,164.38	278,814.82	7,993,169.62	
GRAND TOTAL	345,415,364.00	353,838,264.00	111,916,218.47	28,811,578.27	241,922,484.53	31.6%

** END OF REPORT - Generated by Scott, Rhonda **

Revenue Summaries Report

For Fiscal: 2024-2025 Period Ending 01/31/25

Group/Fund Summary

REVENUE SUMMARIES REPORT
GROUP SUMMARY JANUARY 2025

FOR 2025 04

	ORIGINAL ESTIM REV	REVISED EST REV	ACTUAL YTD REVENUE	ACTUAL MTD REVENUE	REMAINING REVENUE	PCT USE/COL
011 GENERAL FUND						
40 Tax Collections	135,896,808.00	135,896,808.00	68,099,611.59	20,651,490.36	67,797,196.41	50.1%
41 Licenses/Permits	189,941.00	189,941.00	46,308.10	19,572.60	143,632.90	24.4%
42 Intergovernmental	3,269,979.00	3,269,979.00	640,065.55	222,951.04	2,629,913.45	19.6%
43 Fees	3,391,535.00	3,391,535.00	914,334.62	266,893.90	2,477,235.38	27.0%
44 Commissions	5,463,313.00	5,463,313.00	735,643.16	471,603.57	4,727,669.84	13.5%
45 Charges for Services	1,060,825.00	1,060,825.00	427,983.84	161,416.36	632,841.16	40.3%
46 Fines/Forfeitures	484,614.00	484,614.00	149,764.46	46,969.12	334,849.54	30.9%
47 Interest	718,097.00	718,097.00	-1,773,701.79	12,519.40	2,491,798.79	-247.0%
48 Other Revenue	1,851,787.00	1,851,787.00	1,483,324.67	184,173.80	368,462.33	80.1%
73 Draws	7,230,366.00	7,230,366.00	.00	.00	7,230,366.00	.0%
80 Transfers	5,512,834.00	5,512,834.00	.00	.00	5,512,834.00	.0%
TOTAL REVENUES	165,070,099.00	165,070,099.00	70,723,334.20	22,037,590.15	94,346,799.80	
020 CONSOLIDATED ROAD AND BRIDGE						
42 Intergovernmental	418,695.00	418,695.00	47,881.10	.00	370,813.90	11.4%
45 Charges for Services	2,483,881.00	2,483,881.00	814,290.00	261,400.00	1,669,591.00	32.8%
47 Interest	200,000.00	200,000.00	25,502.41	.00	174,497.59	12.8%
48 Other Revenue	542,357.00	542,357.00	1,816.60	156.00	540,540.40	.3%
73 Draws	1,000,000.00	1,000,000.00	.00	.00	1,000,000.00	.0%
80 Transfers	6,410,046.00	6,410,046.00	.00	.00	6,410,046.00	.0%
TOTAL REVENUES	11,054,979.00	11,054,979.00	889,490.11	261,556.00	10,165,488.89	
031 PRECINCT 1 PARK						
40 Tax Collections	.00	.00	746.61	210.13	-746.61	100.0%
47 Interest	10,000.00	10,000.00	5,702.84	.00	4,297.16	57.0%
48 Other Revenue	10,000.00	10,000.00	4,500.00	2,600.00	5,500.00	45.0%
73 Draws	168,192.00	168,192.00	.00	.00	168,192.00	.0%
TOTAL REVENUES	188,192.00	188,192.00	10,949.45	2,810.13	177,242.55	
032 SLATON/ROOSEVELT PARK						
40 Tax Collections	.00	.00	746.61	210.13	-746.61	100.0%

REVENUE SUMMARIES REPORT
GROUP SUMMARY JANUARY 2025

FOR 2025 04

	ORIGINAL ESTIM REV	REVISED EST REV	ACTUAL YTD REVENUE	ACTUAL MTD REVENUE	REMAINING REVENUE	PCT USE/COL
47 Interest	3,500.00	3,500.00	1,466.31	.00	2,033.69	41.9%
48 Other Revenue	9,000.00	9,000.00	2,700.00	1,100.00	6,300.00	30.0%
73 Draws	111,748.00	111,748.00	.00	.00	111,748.00	.0%
TOTAL REVENUES	124,248.00	124,248.00	4,912.92	1,310.13	119,335.08	
033 IDALOU/NEW DEAL PARK						
40 Tax Collections	.00	.00	746.61	210.13	-746.61	100.0%
47 Interest	.00	.00	2,846.96	.00	-2,846.96	100.0%
48 Other Revenue	.00	.00	2,000.00	1,200.00	-2,000.00	100.0%
73 Draws	162,790.00	162,790.00	.00	.00	162,790.00	.0%
TOTAL REVENUES	162,790.00	162,790.00	5,593.57	1,410.13	157,196.43	
034 SHALLOWATER PARK						
40 Tax Collections	.00	.00	746.61	210.13	-746.61	100.0%
47 Interest	.00	.00	4,029.61	.00	-4,029.61	100.0%
48 Other Revenue	6,200.00	6,200.00	1,551.00	.00	4,649.00	25.0%
73 Draws	184,191.00	184,191.00	.00	.00	184,191.00	.0%
TOTAL REVENUES	190,391.00	190,391.00	6,327.22	210.13	184,063.78	
041 PERMANENT IMPROVEMENT						
40 Tax Collections	3,278,520.00	3,278,520.00	2,120,047.48	607,611.94	1,158,472.52	64.7%
47 Interest	.00	.00	11,105.61	.00	-11,105.61	100.0%
48 Other Revenue	.00	.00	44,577.32	11,144.33	-44,577.32	100.0%
80 Transfers	1,980,760.00	1,980,760.00	.00	.00	1,980,760.00	.0%
TOTAL REVENUES	5,259,280.00	5,259,280.00	2,175,730.41	618,756.27	3,083,549.59	
043 LCETRZ NO1 TAX INCREMENT FUND						
47 Interest	.00	.00	6,598.15	.00	-6,598.15	100.0%
80 Transfers	250,000.00	250,000.00	.00	.00	250,000.00	.0%
TOTAL REVENUES	250,000.00	250,000.00	6,598.15	.00	243,401.85	
046 TJJD (P) JJAEP GRANT						

REVENUE SUMMARIES REPORT
GROUP SUMMARY JANUARY 2025

FOR 2025 04

	ORIGINAL ESTIM REV	REVISED EST REV	ACTUAL YTD REVENUE	ACTUAL MTD REVENUE	REMAINING REVENUE	PCT USE/COL
42 Intergovernmental	30,000.00	30,000.00	2.50	.00	29,997.50	.0%
TOTAL REVENUES	30,000.00	30,000.00	2.50	.00	29,997.50	
047 TJJD TJJD DSA RISK & NEEDS ASS						
42 Intergovernmental	15,628.00	15,628.00	.00	.00	15,628.00	.0%
TOTAL REVENUES	15,628.00	15,628.00	.00	.00	15,628.00	
049 TJJD DSA PREVENT/INTERVENTION						
42 Intergovernmental	.00	66,000.00	33,000.00	5,500.00	33,000.00	50.0%
TOTAL REVENUES	.00	66,000.00	33,000.00	5,500.00	33,000.00	
050 JUVENILE CASE MANAGER						
42 Intergovernmental	105,000.00	105,000.00	104,883.23	.00	116.77	99.9%
48 Other Revenue	1,895.00	1,895.00	.00	.00	1,895.00	.0%
80 Transfers	10,135.00	10,135.00	.00	.00	10,135.00	.0%
TOTAL REVENUES	117,030.00	117,030.00	104,883.23	.00	12,146.77	
051 JUVENILE PROBATION						
45 Charges for Services	.00	.00	190.00	.00	-190.00	100.0%
47 Interest	230,000.00	230,000.00	24,355.35	.00	205,644.65	10.6%
48 Other Revenue	2,000.00	2,000.00	310.93	188.53	1,689.07	15.5%
73 Draws	500,000.00	500,000.00	.00	.00	500,000.00	.0%
80 Transfers	7,939,865.00	7,939,865.00	2,646,621.68	661,655.42	5,293,243.32	33.3%
TOTAL REVENUES	8,671,865.00	8,671,865.00	2,671,477.96	661,843.95	6,000,387.04	
054 TJJD (A) JUV PROB COMM GRANT						
42 Intergovernmental	2,917,900.00	2,917,900.00	1,480,071.61	.00	1,437,828.39	50.7%
80 Transfers	125,965.00	125,965.00	.00	.00	125,965.00	.0%
TOTAL REVENUES	3,043,865.00	3,043,865.00	1,480,071.61	.00	1,563,793.39	
055 JUVENILE DETENTION						

REVENUE SUMMARIES REPORT
GROUP SUMMARY JANUARY 2025

FOR 2025 04

	ORIGINAL ESTIM REV	REVISED EST REV	ACTUAL YTD REVENUE	ACTUAL MTD REVENUE	REMAINING REVENUE	PCT USE/COL
45 Charges for Services	800,000.00	800,000.00	440,777.00	113,655.00	359,223.00	55.1%
80 Transfers	5,295,505.00	5,295,505.00	.00	.00	5,295,505.00	.0%
TOTAL REVENUES	6,095,505.00	6,095,505.00	440,777.00	113,655.00	5,654,728.00	
057 JUVENILE FOOD SERVICE						
42 Intergovernmental	157,449.00	157,449.00	54,515.54	14,699.51	102,933.46	34.6%
80 Transfers	307,278.00	307,278.00	.00	.00	307,278.00	.0%
TOTAL REVENUES	464,727.00	464,727.00	54,515.54	14,699.51	410,211.46	
067 CJD DWI COURT GRANT						
42 Intergovernmental	51,612.00	51,612.00	13,455.98	.00	38,156.02	26.1%
TOTAL REVENUES	51,612.00	51,612.00	13,455.98	.00	38,156.02	
070 ON LINE ACCESS						
47 Interest	10,000.00	10,000.00	3,032.44	.00	6,967.56	30.3%
73 Draws	175,000.00	175,000.00	.00	.00	175,000.00	.0%
TOTAL REVENUES	185,000.00	185,000.00	3,032.44	.00	181,967.56	
072 CJD DRUG COURT GRANT						
42 Intergovernmental	51,612.00	51,612.00	13,187.47	133.95	38,424.53	25.6%
TOTAL REVENUES	51,612.00	51,612.00	13,187.47	133.95	38,424.53	
074 COUNTY DRUG COURT COURT COST						
43 Fees	27,300.00	27,300.00	9,659.95	2,591.07	17,640.05	35.4%
47 Interest	9,000.00	9,000.00	3,147.78	.00	5,852.22	35.0%
TOTAL REVENUES	36,300.00	36,300.00	12,807.73	2,591.07	23,492.27	
075 DISPUTE RESOLUTION						

REVENUE SUMMARIES REPORT
GROUP SUMMARY JANUARY 2025

FOR 2025 04

	ORIGINAL ESTIM REV	REVISED EST REV	ACTUAL YTD REVENUE	ACTUAL MTD REVENUE	REMAINING REVENUE	PCT USE/COL
43 Fees	378,067.00	378,067.00	104,234.43	24,906.40	273,832.57	27.6%
TOTAL REVENUES	378,067.00	378,067.00	104,234.43	24,906.40	273,832.57	
076 USDA AG MEDIATION GRANT						
42 Intergovernmental	300,000.00	300,000.00	30,958.85	.00	269,041.15	10.3%
43 Fees	1,500.00	1,500.00	562.50	.00	937.50	37.5%
48 Other Revenue	118,500.00	118,500.00	489.75	.00	118,010.25	.4%
80 Transfers	.00	.00	12,778.33	.00	-12,778.33	100.0%
TOTAL REVENUES	420,000.00	420,000.00	44,789.43	.00	375,210.57	
077 DOMESTIC RELATIONS OFFICE						
43 Fees	133,920.00	133,920.00	42,390.67	7,482.79	91,544.33	31.7%
80 Transfers	75,000.00	75,000.00	75,000.00	.00	.00	100.0%
TOTAL REVENUES	208,920.00	208,920.00	117,390.67	7,482.79	91,544.33	
079 VENUE HOT & STVR TAX						
40 Tax Collections	2,879,050.00	2,879,050.00	840,881.83	325,002.98	2,038,168.17	29.2%
47 Interest	300,000.00	300,000.00	169,838.13	44,581.26	130,161.87	56.6%
48 Other Revenue	.00	.00	579.10	.00	-579.10	100.0%
80 Transfers	35,000.00	35,000.00	.00	.00	35,000.00	.0%
TOTAL REVENUES	3,214,050.00	3,214,050.00	1,011,299.06	369,584.24	2,202,750.94	
081 LAW LIBRARY						
45 Charges for Services	172,200.00	172,200.00	48,256.68	13,227.91	123,943.32	28.0%
47 Interest	75.00	75.00	-18.03	.00	93.03	-24.0%
48 Other Revenue	275.00	275.00	33.50	12.60	241.50	12.2%
80 Transfers	33,840.00	33,840.00	.00	.00	33,840.00	.0%
TOTAL REVENUES	206,390.00	206,390.00	48,272.15	13,240.51	158,117.85	
083 ELECTION SERVICES						

REVENUE SUMMARIES REPORT
GROUP SUMMARY JANUARY 2025

FOR 2025 04

	ORIGINAL ESTIM REV	REVISED EST REV	ACTUAL YTD REVENUE	ACTUAL MTD REVENUE	REMAINING REVENUE	PCT USE/COL
45 Charges for Services	1,051,274.00	1,051,274.00	.00	.00	1,051,274.00	.0%
TOTAL REVENUES	1,051,274.00	1,051,274.00	.00	.00	1,051,274.00	
085 ELECTION ADMINISTRATION						
45 Charges for Services	33,300.00	33,300.00	.00	.00	33,300.00	.0%
47 Interest	9,000.00	9,000.00	2,387.20	.00	6,612.80	26.5%
TOTAL REVENUES	42,300.00	42,300.00	2,387.20	.00	39,912.80	
086 ELECTION EQUIPMENT						
45 Charges for Services	139,180.00	139,180.00	.00	.00	139,180.00	.0%
47 Interest	10,000.00	10,000.00	7,009.84	.00	2,990.16	70.1%
TOTAL REVENUES	149,180.00	149,180.00	7,009.84	.00	142,170.16	
088 SETTLEMENTS FUND						
47 Interest	.00	.00	5,205.15	.00	-5,205.15	100.0%
73 Draws	120,000.00	120,000.00	.00	.00	120,000.00	.0%
TOTAL REVENUES	120,000.00	120,000.00	5,205.15	.00	114,794.85	
090 DIST CLK RECORDS MGT. AND PRES						
43 Fees	74,000.00	74,000.00	35,555.84	9,576.26	38,444.16	48.0%
47 Interest	1,600.00	1,600.00	1,137.46	.00	462.54	71.1%
TOTAL REVENUES	75,600.00	75,600.00	36,693.30	9,576.26	38,906.70	
091 CTY CLK RECORDS MGT. AND PRES						
43 Fees	500,000.00	500,000.00	163,010.25	51,991.14	336,989.75	32.6%
47 Interest	150,000.00	150,000.00	59,051.85	.00	90,948.15	39.4%
TOTAL REVENUES	650,000.00	650,000.00	222,062.10	51,991.14	427,937.90	
092 CTY RECORDS MGT. AND PRES						

REVENUE SUMMARIES REPORT
GROUP SUMMARY JANUARY 2025

FOR 2025 04

	ORIGINAL ESTIM REV	REVISED EST REV	ACTUAL YTD REVENUE	ACTUAL MTD REVENUE	REMAINING REVENUE	PCT USE/COL
43 Fees	58,000.00	58,000.00	333.00	57.30	57,667.00	.6%
47 Interest	15,000.00	15,000.00	4,627.07	.00	10,372.93	30.8%
73 Draws	24,890.00	24,890.00	.00	.00	24,890.00	.0%
TOTAL REVENUES	97,890.00	97,890.00	4,960.07	57.30	92,929.93	
093 COURTHOUSE SECURITY						
43 Fees	138,000.00	138,000.00	38,416.75	10,709.55	99,583.25	27.8%
47 Interest	4,500.00	4,500.00	875.84	.00	3,624.16	19.5%
73 Draws	109,990.00	109,990.00	.00	.00	109,990.00	.0%
TOTAL REVENUES	252,490.00	252,490.00	39,292.59	10,709.55	213,197.41	
094 COURT RECORD PRESERVATION						
43 Fees	300.00	300.00	17.49	10.82	282.51	5.8%
47 Interest	9,000.00	9,000.00	2,419.92	.00	6,580.08	26.9%
73 Draws	46,200.00	46,200.00	.00	.00	46,200.00	.0%
TOTAL REVENUES	55,500.00	55,500.00	2,437.41	10.82	53,062.59	
095 LOCAL TRUANCY PREVENT & DIVERS						
43 Fees	70,000.00	70,000.00	6,441.83	1,960.73	63,558.17	9.2%
47 Interest	1,500.00	1,500.00	644.12	.00	855.88	42.9%
TOTAL REVENUES	71,500.00	71,500.00	7,085.95	1,960.73	64,414.05	
096 HISTORICAL COMMISSION						
47 Interest	500.00	500.00	108.24	.00	391.76	21.6%
73 Draws	7,400.00	7,400.00	.00	.00	7,400.00	.0%
TOTAL REVENUES	7,900.00	7,900.00	108.24	.00	7,791.76	
097 CHILD ABUSE PREVENTION						
43 Fees	656.00	656.00	132.55	16.82	523.45	20.2%

REVENUE SUMMARIES REPORT
GROUP SUMMARY JANUARY 2025

FOR 2025 04

	ORIGINAL ESTIM REV	REVISED EST REV	ACTUAL YTD REVENUE	ACTUAL MTD REVENUE	REMAINING REVENUE	PCT USE/COL
47 Interest	164.00	164.00	26.18	.00	137.82	16.0%
TOTAL REVENUES	820.00	820.00	158.73	16.82	661.27	
099 CTY/DIST COURT TECHNOLOGY						
43 Fees	5,000.00	5,000.00	1,736.64	466.20	3,263.36	34.7%
47 Interest	2,000.00	2,000.00	861.96	.00	1,138.04	43.1%
TOTAL REVENUES	7,000.00	7,000.00	2,598.60	466.20	4,401.40	
102 DIST COURT RECORDS TECHNOLOGY						
43 Fees	2,000.00	2,000.00	24.15	10.82	1,975.85	1.2%
47 Interest	1,000.00	1,000.00	51.41	.00	948.59	5.1%
TOTAL REVENUES	3,000.00	3,000.00	75.56	10.82	2,924.44	
103 COUNTY CLERK RECORDS ARCHIVES						
43 Fees	500,000.00	500,000.00	145,170.00	46,850.00	354,830.00	29.0%
47 Interest	150,000.00	150,000.00	41,406.35	.00	108,593.65	27.6%
73 Draws	830,000.00	830,000.00	.00	.00	830,000.00	.0%
TOTAL REVENUES	1,480,000.00	1,480,000.00	186,576.35	46,850.00	1,293,423.65	
105 COMMUNITY/ECONOMIC DEV PRG						
47 Interest	22,048.00	22,048.00	4,531.01	.00	17,516.99	20.6%
48 Other Revenue	108,102.00	108,102.00	.00	.00	108,102.00	.0%
TOTAL REVENUES	130,150.00	130,150.00	4,531.01	.00	125,618.99	
106 AMERICAN RESCUE PLAN ACT						
42 Intergovernmental	13,979,716.00	13,979,716.00	11,550,171.42	.00	2,429,544.58	82.6%
47 Interest	.00	.00	2,470,570.55	.00	-2,470,570.55	100.0%
TOTAL REVENUES	13,979,716.00	13,979,716.00	14,020,741.97	.00	-41,025.97	
108 JP1 JUSTICE COURT TECHNOLOGY						

REVENUE SUMMARIES REPORT
GROUP SUMMARY JANUARY 2025

FOR 2025 04

	ORIGINAL ESTIM REV	REVISED EST REV	ACTUAL YTD REVENUE	ACTUAL MTD REVENUE	REMAINING REVENUE	PCT USE/COL
43 Fees	6,500.00	6,500.00	1,714.48	410.36	4,785.52	26.4%
47 Interest	2,800.00	2,800.00	655.32	.00	2,144.68	23.4%
73 Draws	19,501.00	19,501.00	.00	.00	19,501.00	.0%
TOTAL REVENUES	28,801.00	28,801.00	2,369.80	410.36	26,431.20	
109 JP2 JUSTICE COURT TECHNOLOGY						
43 Fees	2,275.00	2,275.00	1,029.67	437.05	1,245.33	45.3%
47 Interest	3,063.00	3,063.00	938.89	.00	2,124.11	30.7%
73 Draws	32,382.00	32,382.00	.00	.00	32,382.00	.0%
TOTAL REVENUES	37,720.00	37,720.00	1,968.56	437.05	35,751.44	
110 JP3 JUSTICE COURT TECHNOLOGY						
43 Fees	1,483.00	1,483.00	664.03	138.34	1,207.97	44.8%
47 Interest	865.00	865.00	260.69	.00	604.31	30.1%
73 Draws	752.00	752.00	.00	.00	752.00	.0%
TOTAL REVENUES	3,100.00	3,100.00	924.72	138.34	2,564.28	
111 JP4 JUSTICE COURT TECHNOLOGY						
43 Fees	.00	.00	1,891.70	546.65	-1,891.70	100.0%
47 Interest	2,000.00	2,000.00	720.63	.00	1,279.37	36.0%
73 Draws	29,325.00	29,325.00	.00	.00	29,325.00	.0%
TOTAL REVENUES	31,325.00	31,325.00	2,612.33	546.65	28,712.67	
112 COURT FACILITY FEE						
43 Fees	94,000.00	94,000.00	27,557.22	7,557.20	66,442.78	29.3%
47 Interest	7,000.00	7,000.00	2,551.77	.00	4,448.23	36.5%
TOTAL REVENUES	101,000.00	101,000.00	30,108.99	7,557.20	70,891.01	
114 JUDICIAL EDUCATION & SUPPORT						

REVENUE SUMMARIES REPORT
GROUP SUMMARY JANUARY 2025

FOR 2025 04

	ORIGINAL ESTIM REV	REVISED EST REV	ACTUAL YTD REVENUE	ACTUAL MTD REVENUE	REMAINING REVENUE	PCT USE/COL
43 Fees	5,000.00	5,000.00	1,335.00	315.00	3,665.00	26.7%
47 Interest	400.00	400.00	130.80	.00	269.20	32.7%
TOTAL REVENUES	5,400.00	5,400.00	1,465.80	315.00	3,934.20	
115 LANGUAGE ACCESS						
43 Fees	37,500.00	37,500.00	12,694.02	3,482.60	24,805.98	33.9%
47 Interest	3,000.00	3,000.00	991.82	.00	2,008.18	33.1%
TOTAL REVENUES	40,500.00	40,500.00	13,685.84	3,482.60	26,814.16	
122 SHERIFF CONTRABAND						
46 Fines/Forfeitures	115,000.00	115,000.00	.00	.00	115,000.00	.0%
47 Interest	7,000.00	7,000.00	.00	.00	7,000.00	.0%
48 Other Revenue	2,500.00	2,500.00	.00	.00	2,500.00	.0%
73 Draws	88,500.00	88,500.00	.00	.00	88,500.00	.0%
TOTAL REVENUES	213,000.00	213,000.00	.00	.00	213,000.00	
124 INMATE SUPPLY						
47 Interest	130,000.00	130,000.00	343.05	.00	129,656.95	.3%
48 Other Revenue	754,000.00	754,000.00	.00	.00	754,000.00	.0%
73 Draws	471,000.00	471,000.00	.00	.00	471,000.00	.0%
TOTAL REVENUES	1,355,000.00	1,355,000.00	343.05	.00	1,354,656.95	
126 VINE GRANT						
42 Intergovernmental	31,000.00	31,000.00	7,798.46	.00	23,201.54	25.2%
TOTAL REVENUES	31,000.00	31,000.00	7,798.46	.00	23,201.54	
128 HOMELAND SECURITY GRANT						
42 Intergovernmental	132,098.00	132,098.00	9,430.00	9,430.00	122,668.00	7.1%
TOTAL REVENUES	132,098.00	132,098.00	9,430.00	9,430.00	122,668.00	
130 PROJECT SAFE NEIGHBORHOOD						

REVENUE SUMMARIES REPORT
GROUP SUMMARY JANUARY 2025

FOR 2025 04

	ORIGINAL ESTIM REV	REVISED EST REV	ACTUAL YTD REVENUE	ACTUAL MTD REVENUE	REMAINING REVENUE	PCT USE/COL
42 Intergovernmental	116,398.00	116,398.00	3,877.67	.00	112,520.33	3.3%
TOTAL REVENUES	116,398.00	116,398.00	3,877.67	.00	112,520.33	
142 LEOSE SHERIFF						
42 Intergovernmental	65,000.00	65,000.00	.00	.00	65,000.00	.0%
47 Interest	6,000.00	6,000.00	1,691.41	.00	4,308.59	28.2%
TOTAL REVENUES	71,000.00	71,000.00	1,691.41	.00	69,308.59	
145 SHERIFF COMMISSARY SALARY						
42 Intergovernmental	1,081,369.00	1,081,369.00	315,645.67	59,214.13	765,723.33	29.2%
TOTAL REVENUES	1,081,369.00	1,081,369.00	315,645.67	59,214.13	765,723.33	
146 LECD EMER COMMUNICATION GRANT						
42 Intergovernmental	.00	-43,860.00	.00	.00	-43,860.00	.0%
TOTAL REVENUES	.00	-43,860.00	.00	.00	-43,860.00	
148 STATE HOMELAND GRANTS						
42 Intergovernmental	84,747.00	16,702.00	16,701.30	16,701.30	.70	100.0%
TOTAL REVENUES	84,747.00	16,702.00	16,701.30	16,701.30	.70	
150 TAG GRANT						
42 Intergovernmental	12,745,788.00	21,214,593.00	3,214,487.62	1,120,620.86	18,000,105.38	15.2%
TOTAL REVENUES	12,745,788.00	21,214,593.00	3,214,487.62	1,120,620.86	18,000,105.38	
161 CDA BUSINESS CRIMES						

REVENUE SUMMARIES REPORT
GROUP SUMMARY JANUARY 2025

FOR 2025 04

	ORIGINAL ESTIM REV	REVISED EST REV	ACTUAL YTD REVENUE	ACTUAL MTD REVENUE	REMAINING REVENUE	PCT USE/COL
43 Fees	25,000.00	25,000.00	3,550.94	.00	21,449.06	14.2%
47 Interest	3,500.00	3,500.00	882.09	.00	2,617.91	25.2%
48 Other Revenue	17,700.00	17,700.00	6,315.72	.00	11,384.28	35.7%
73 Draws	53,800.00	53,800.00	.00	.00	53,800.00	.0%
TOTAL REVENUES	100,000.00	100,000.00	10,748.75	.00	89,251.25	
163 CDA CONTRABAND						
47 Interest	500.00	500.00	827.06	.00	-327.06	165.4%
48 Other Revenue	99,500.00	99,500.00	30,445.25	.00	69,054.75	30.6%
TOTAL REVENUES	100,000.00	100,000.00	31,272.31	.00	68,727.69	
164 CDA SPATTF GRANT						
42 Intergovernmental	1,008,481.00	1,008,481.00	126,839.59	.00	881,641.41	12.6%
47 Interest	.00	.00	16,239.65	334.31	-16,239.65	100.0%
48 Other Revenue	307,782.00	307,782.00	172,330.82	31,058.50	135,451.18	56.0%
80 Transfers	250,128.00	250,128.00	37,670.67	.00	212,457.33	15.1%
TOTAL REVENUES	1,566,391.00	1,566,391.00	353,080.73	31,392.81	1,213,310.27	
165 CDA SPATTF CC GRANT						
42 Intergovernmental	842,517.00	842,517.00	318,125.25	.00	524,391.75	37.8%
48 Other Revenue	66,183.00	66,183.00	27,345.00	22,988.00	38,838.00	41.3%
80 Transfers	9,320.00	9,320.00	.00	.00	9,320.00	.0%
TOTAL REVENUES	918,020.00	918,020.00	345,470.25	22,988.00	572,549.75	
166 CDA JAG GRANT						
42 Intergovernmental	120,856.00	120,856.00	116,039.49	.00	4,816.51	96.0%
47 Interest	.00	.00	17,212.57	535.59	-17,212.57	100.0%
TOTAL REVENUES	120,856.00	120,856.00	133,252.06	535.59	-12,396.06	
168 CDA Border Prosecution Unit						

REVENUE SUMMARIES REPORT
GROUP SUMMARY JANUARY 2025

FOR 2025 04

	ORIGINAL ESTIM REV	REVISED EST REV	ACTUAL YTD REVENUE	ACTUAL MTD REVENUE	REMAINING REVENUE	PCT USE/COL
42 Intergovernmental	281,587.00	281,587.00	71,101.17	23,929.31	210,485.83	25.3%
TOTAL REVENUES	281,587.00	281,587.00	71,101.17	23,929.31	210,485.83	
171 CDA VOCA VICTIM ADV PROJECT						
42 Intergovernmental	126,546.00	126,546.00	32,530.41	12,980.39	94,015.59	25.7%
80 Transfers	31,637.00	31,637.00	8,132.60	3,245.10	23,504.40	25.7%
TOTAL REVENUES	158,183.00	158,183.00	40,663.01	16,225.49	117,519.99	
202 UNLIMITED TAX ROAD BONDS						
40 Tax Collections	7,257,562.00	7,257,562.00	4,699,363.76	1,346,820.75	2,558,198.24	64.8%
47 Interest	.00	.00	17,116.89	.00	-17,116.89	100.0%
73 Draws	419,892.00	419,892.00	.00	.00	419,892.00	.0%
TOTAL REVENUES	7,677,454.00	7,677,454.00	4,716,480.65	1,346,820.75	2,960,973.35	
203 GEN OB REFUNDING BOND SRS 2021						
40 Tax Collections	864,122.00	864,122.00	558,857.29	160,167.26	305,264.71	64.7%
47 Interest	.00	.00	27,886.03	.00	-27,886.03	100.0%
73 Draws	175,252.00	175,252.00	.00	.00	175,252.00	.0%
TOTAL REVENUES	1,039,374.00	1,039,374.00	586,743.32	160,167.26	452,630.68	
204 GOB SERIES 2024 (ME)						
40 Tax Collections	2,165,001.00	2,165,001.00	1,390,428.54	398,551.79	774,572.46	64.2%
47 Interest	.00	.00	3,465.42	.00	-3,465.42	100.0%
48 Other Revenue	.00	.00	742.84	742.84	-742.84	100.0%
73 Draws	125,258.00	125,258.00	.00	.00	125,258.00	.0%
TOTAL REVENUES	2,290,259.00	2,290,259.00	1,394,636.80	399,294.63	895,622.20	
208 SPECIAL TAX REVENUE BONDS 2020						
47 Interest	35,000.00	35,000.00	11,001.27	.00	23,998.73	31.4%

REVENUE SUMMARIES REPORT
GROUP SUMMARY JANUARY 2025

FOR 2025 04

	ORIGINAL ESTIM REV	REVISED EST REV	ACTUAL YTD REVENUE	ACTUAL MTD REVENUE	REMAINING REVENUE	PCT USE/COL
80 Transfers	614,342.00	614,342.00	.00	.00	614,342.00	.0%
TOTAL REVENUES	649,342.00	649,342.00	11,001.27	.00	638,340.73	
301 MPO ROAD CONSTRUCTION						
47 Interest	.00	.00	5,023.13	.00	-5,023.13	100.0%
73 Draws	220,000.00	220,000.00	.00	.00	220,000.00	.0%
TOTAL REVENUES	220,000.00	220,000.00	5,023.13	.00	214,976.87	
302 TAX ROAD BOND CONSTRUCTION						
47 Interest	.00	.00	477,729.46	.00	-477,729.46	100.0%
73 Draws	48,097,796.00	48,097,796.00	.00	.00	48,097,796.00	.0%
TOTAL REVENUES	48,097,796.00	48,097,796.00	477,729.46	.00	47,620,066.54	
304 MEDICAL EXAMINER CONSTRUCTION						
47 Interest	400,000.00	400,000.00	255,568.27	.00	144,431.73	63.9%
73 Draws	15,200,580.00	15,200,580.00	.00	.00	15,200,580.00	.0%
TOTAL REVENUES	15,600,580.00	15,600,580.00	255,568.27	.00	15,345,011.73	
307 CRTS RENOVATIONS #2						
47 Interest	.00	.00	11,077.70	.00	-11,077.70	100.0%
80 Transfers	1,611,825.00	1,611,825.00	.00	.00	1,611,825.00	.0%
TOTAL REVENUES	1,611,825.00	1,611,825.00	11,077.70	.00	1,600,747.30	
308 VENUE CAPITAL PROJECT						
47 Interest	10,000.00	10,000.00	4,377.97	.00	5,622.03	43.8%
73 Draws	242,247.00	242,247.00	.00	.00	242,247.00	.0%
TOTAL REVENUES	252,247.00	252,247.00	4,377.97	.00	247,869.03	
401 EMPLOYEE HEALTH BENEFIT						

REVENUE SUMMARIES REPORT
GROUP SUMMARY JANUARY 2025

FOR 2025 04

	ORIGINAL ESTIM REV	REVISED EST REV	ACTUAL YTD REVENUE	ACTUAL MTD REVENUE	REMAINING REVENUE	PCT USE/COL
47 Interest	117,000.00	117,000.00	40,315.77	.00	76,684.23	34.5%
48 Other Revenue	13,213,756.00	13,213,756.00	4,356,342.95	1,053,626.12	8,857,413.05	33.0%
73 Draws	1,234,244.00	1,234,244.00	.00	.00	1,234,244.00	.0%
80 Transfers	1,500,000.00	1,500,000.00	.00	.00	1,500,000.00	.0%
TOTAL REVENUES	16,065,000.00	16,065,000.00	4,396,658.72	1,053,626.12	11,668,341.28	
403 WORKERS COMPENSATION						
47 Interest	350,000.00	350,000.00	76,532.61	.00	273,467.39	21.9%
48 Other Revenue	2,010,500.00	2,010,500.00	853,631.77	278,814.82	1,156,868.23	42.5%
73 Draws	6,562,834.00	6,562,834.00	.00	.00	6,562,834.00	.0%
TOTAL REVENUES	8,923,334.00	8,923,334.00	930,164.38	278,814.82	7,993,169.62	
GRAND TOTAL	345,415,364.00	353,838,264.00	111,916,218.47	28,811,578.27	241,922,484.53	31.6%

** END OF REPORT - Generated by Scott, Rhonda **

REVENUE SUMMARIES REPORT
FUND SUMMARY JANUARY 2025

FOR 2025 04

	ORIGINAL ESTIM REV	REVISED EST REV	ACTUAL YTD REVENUE	ACTUAL MTD REVENUE	REMAINING REVENUE	PCT USE/COL
011 GENERAL FUND						
TOTAL REVENUES	165,070,099.00	165,070,099.00	70,723,334.20	22,037,590.15	94,346,799.80	
020 CONSOLIDATED ROAD AND BRIDGE						
TOTAL REVENUES	11,054,979.00	11,054,979.00	889,490.11	261,556.00	10,165,488.89	
031 PRECINCT 1 PARK						
TOTAL REVENUES	188,192.00	188,192.00	10,949.45	2,810.13	177,242.55	
032 SLATON/ROOSEVELT PARK						
TOTAL REVENUES	124,248.00	124,248.00	4,912.92	1,310.13	119,335.08	
033 IDALOU/NEW DEAL PARK						
TOTAL REVENUES	162,790.00	162,790.00	5,593.57	1,410.13	157,196.43	
034 SHALLOWATER PARK						
TOTAL REVENUES	190,391.00	190,391.00	6,327.22	210.13	184,063.78	
041 PERMANENT IMPROVEMENT						
TOTAL REVENUES	5,259,280.00	5,259,280.00	2,175,730.41	618,756.27	3,083,549.59	
043 LCETRZ NO1 TAX INCREMENT FUND						
TOTAL REVENUES	250,000.00	250,000.00	6,598.15	.00	243,401.85	
046 TJJD (P) JJAEP GRANT						
TOTAL REVENUES	30,000.00	30,000.00	2.50	.00	29,997.50	
047 TJJD TJJD DSA RISK & NEEDS ASS						
TOTAL REVENUES	15,628.00	15,628.00	.00	.00	15,628.00	
049 TJJD DSA PREVENT/INTERVENTION						
TOTAL REVENUES	.00	66,000.00	33,000.00	5,500.00	33,000.00	
050 JUVENILE CASE MANAGER						

REVENUE SUMMARIES REPORT
FUND SUMMARY JANUARY 2025

FOR 2025 04

	ORIGINAL ESTIM REV	REVISED EST REV	ACTUAL YTD REVENUE	ACTUAL MTD REVENUE	REMAINING REVENUE	PCT USE/COL
TOTAL REVENUES	117,030.00	117,030.00	104,883.23	.00	12,146.77	
051 JUVENILE PROBATION						
TOTAL REVENUES	8,671,865.00	8,671,865.00	2,671,477.96	661,843.95	6,000,387.04	
054 TJJD (A) JUV PROB COMM GRANT						
TOTAL REVENUES	3,043,865.00	3,043,865.00	1,480,071.61	.00	1,563,793.39	
055 JUVENILE DETENTION						
TOTAL REVENUES	6,095,505.00	6,095,505.00	440,777.00	113,655.00	5,654,728.00	
057 JUVENILE FOOD SERVICE						
TOTAL REVENUES	464,727.00	464,727.00	54,515.54	14,699.51	410,211.46	
067 CJD DWI COURT GRANT						
TOTAL REVENUES	51,612.00	51,612.00	13,455.98	.00	38,156.02	
070 ON LINE ACCESS						
TOTAL REVENUES	185,000.00	185,000.00	3,032.44	.00	181,967.56	
072 CJD DRUG COURT GRANT						
TOTAL REVENUES	51,612.00	51,612.00	13,187.47	133.95	38,424.53	
074 COUNTY DRUG COURT COURT COST						
TOTAL REVENUES	36,300.00	36,300.00	12,807.73	2,591.07	23,492.27	
075 DISPUTE RESOLUTION						
TOTAL REVENUES	378,067.00	378,067.00	104,234.43	24,906.40	273,832.57	
076 USDA AG MEDIATION GRANT						
TOTAL REVENUES	420,000.00	420,000.00	44,789.43	.00	375,210.57	
077 DOMESTIC RELATIONS OFFICE						

REVENUE SUMMARIES REPORT
FUND SUMMARY JANUARY 2025

FOR 2025 04

	ORIGINAL ESTIM REV	REVISED EST REV	ACTUAL YTD REVENUE	ACTUAL MTD REVENUE	REMAINING REVENUE	PCT USE/COL
TOTAL REVENUES	208,920.00	208,920.00	117,390.67	7,482.79	91,544.33	
079 VENUE HOT & STVR TAX						
TOTAL REVENUES	3,214,050.00	3,214,050.00	1,011,299.06	369,584.24	2,202,750.94	
081 LAW LIBRARY						
TOTAL REVENUES	206,390.00	206,390.00	48,272.15	13,240.51	158,117.85	
083 ELECTION SERVICES						
TOTAL REVENUES	1,051,274.00	1,051,274.00	.00	.00	1,051,274.00	
085 ELECTION ADMINISTRATION						
TOTAL REVENUES	42,300.00	42,300.00	2,387.20	.00	39,912.80	
086 ELECTION EQUIPMENT						
TOTAL REVENUES	149,180.00	149,180.00	7,009.84	.00	142,170.16	
088 SETTLEMENTS FUND						
TOTAL REVENUES	120,000.00	120,000.00	5,205.15	.00	114,794.85	
090 DIST CLK RECORDS MGT. AND PRES						
TOTAL REVENUES	75,600.00	75,600.00	36,693.30	9,576.26	38,906.70	
091 CTY CLK RECORDS MGT. AND PRES						
TOTAL REVENUES	650,000.00	650,000.00	222,062.10	51,991.14	427,937.90	
092 CTY RECORDS MGT. AND PRES						
TOTAL REVENUES	97,890.00	97,890.00	4,960.07	57.30	92,929.93	
093 COURTHOUSE SECURITY						
TOTAL REVENUES	252,490.00	252,490.00	39,292.59	10,709.55	213,197.41	
094 COURT RECORD PRESERVATION						

REVENUE SUMMARIES REPORT
FUND SUMMARY JANUARY 2025

FOR 2025 04

	ORIGINAL ESTIM REV	REVISED EST REV	ACTUAL YTD REVENUE	ACTUAL MTD REVENUE	REMAINING REVENUE	PCT USE/COL
TOTAL REVENUES	55,500.00	55,500.00	2,437.41	10.82	53,062.59	
095 LOCAL TRUANCY PREVENT & DIVERS						
TOTAL REVENUES	71,500.00	71,500.00	7,085.95	1,960.73	64,414.05	
096 HISTORICAL COMMISSION						
TOTAL REVENUES	7,900.00	7,900.00	108.24	.00	7,791.76	
097 CHILD ABUSE PREVENTION						
TOTAL REVENUES	820.00	820.00	158.73	16.82	661.27	
099 CTY/DIST COURT TECHNOLOGY						
TOTAL REVENUES	7,000.00	7,000.00	2,598.60	466.20	4,401.40	
102 DIST COURT RECORDS TECHNOLOGY						
TOTAL REVENUES	3,000.00	3,000.00	75.56	10.82	2,924.44	
103 COUNTY CLERK RECORDS ARCHIVES						
TOTAL REVENUES	1,480,000.00	1,480,000.00	186,576.35	46,850.00	1,293,423.65	
105 COMMUNITY/ECONOMIC DEV PRG						
TOTAL REVENUES	130,150.00	130,150.00	4,531.01	.00	125,618.99	
106 AMERICAN RESCUE PLAN ACT						
TOTAL REVENUES	13,979,716.00	13,979,716.00	14,020,741.97	.00	-41,025.97	
108 JP1 JUSTICE COURT TECHNOLOGY						
TOTAL REVENUES	28,801.00	28,801.00	2,369.80	410.36	26,431.20	
109 JP2 JUSTICE COURT TECHNOLOGY						
TOTAL REVENUES	37,720.00	37,720.00	1,968.56	437.05	35,751.44	
110 JP3 JUSTICE COURT TECHNOLOGY						

REVENUE SUMMARIES REPORT
FUND SUMMARY JANUARY 2025

FOR 2025 04

	ORIGINAL ESTIM REV	REVISED EST REV	ACTUAL YTD REVENUE	ACTUAL MTD REVENUE	REMAINING REVENUE	PCT USE/COL
TOTAL REVENUES	3,100.00	3,100.00	924.72	138.34	2,564.28	
111 JP4 JUSTICE COURT TECHNOLOGY						
TOTAL REVENUES	31,325.00	31,325.00	2,612.33	546.65	28,712.67	
112 COURT FACILITY FEE						
TOTAL REVENUES	101,000.00	101,000.00	30,108.99	7,557.20	70,891.01	
114 JUDICIAL EDUCATION & SUPPORT						
TOTAL REVENUES	5,400.00	5,400.00	1,465.80	315.00	3,934.20	
115 LANGUAGE ACCESS						
TOTAL REVENUES	40,500.00	40,500.00	13,685.84	3,482.60	26,814.16	
122 SHERIFF CONTRABAND						
TOTAL REVENUES	213,000.00	213,000.00	.00	.00	213,000.00	
124 INMATE SUPPLY						
TOTAL REVENUES	1,355,000.00	1,355,000.00	343.05	.00	1,354,656.95	
126 VINE GRANT						
TOTAL REVENUES	31,000.00	31,000.00	7,798.46	.00	23,201.54	
128 HOMELAND SECURITY GRANT						
TOTAL REVENUES	132,098.00	132,098.00	9,430.00	9,430.00	122,668.00	
130 PROJECT SAFE NEIGHBORHOOD						
TOTAL REVENUES	116,398.00	116,398.00	3,877.67	.00	112,520.33	
142 LEOSE SHERIFF						
TOTAL REVENUES	71,000.00	71,000.00	1,691.41	.00	69,308.59	
145 SHERIFF COMMISSARY SALARY						

REVENUE SUMMARIES REPORT
FUND SUMMARY JANUARY 2025

FOR 2025 04

	ORIGINAL ESTIM REV	REVISED EST REV	ACTUAL YTD REVENUE	ACTUAL MTD REVENUE	REMAINING REVENUE	PCT USE/COL
TOTAL REVENUES	1,081,369.00	1,081,369.00	315,645.67	59,214.13	765,723.33	
146 LECD EMER COMMUNICATION GRANT						
TOTAL REVENUES	.00	-43,860.00	.00	.00	-43,860.00	
148 STATE HOMELAND GRANTS						
TOTAL REVENUES	84,747.00	16,702.00	16,701.30	16,701.30	.70	
150 TAG GRANT						
TOTAL REVENUES	12,745,788.00	21,214,593.00	3,214,487.62	1,120,620.86	18,000,105.38	
161 CDA BUSINESS CRIMES						
TOTAL REVENUES	100,000.00	100,000.00	10,748.75	.00	89,251.25	
163 CDA CONTRABAND						
TOTAL REVENUES	100,000.00	100,000.00	31,272.31	.00	68,727.69	
164 CDA SPATTF GRANT						
TOTAL REVENUES	1,566,391.00	1,566,391.00	353,080.73	31,392.81	1,213,310.27	
165 CDA SPATTF CC GRANT						
TOTAL REVENUES	918,020.00	918,020.00	345,470.25	22,988.00	572,549.75	
166 CDA JAG GRANT						
TOTAL REVENUES	120,856.00	120,856.00	133,252.06	535.59	-12,396.06	
168 CDA Border Prosecution Unit						
TOTAL REVENUES	281,587.00	281,587.00	71,101.17	23,929.31	210,485.83	
171 CDA VOCA VICTIM ADV PROJECT						
TOTAL REVENUES	158,183.00	158,183.00	40,663.01	16,225.49	117,519.99	
202 UNLIMITED TAX ROAD BONDS						

REVENUE SUMMARIES REPORT
FUND SUMMARY JANUARY 2025

FOR 2025 04

	ORIGINAL ESTIM REV	REVISED EST REV	ACTUAL YTD REVENUE	ACTUAL MTD REVENUE	REMAINING REVENUE	PCT USE/COL
TOTAL REVENUES	7,677,454.00	7,677,454.00	4,716,480.65	1,346,820.75	2,960,973.35	
203 GEN OB REFUNDING BOND SRS 2021						
TOTAL REVENUES	1,039,374.00	1,039,374.00	586,743.32	160,167.26	452,630.68	
204 GOB SERIES 2024 (ME)						
TOTAL REVENUES	2,290,259.00	2,290,259.00	1,394,636.80	399,294.63	895,622.20	
208 SPECIAL TAX REVENUE BONDS 2020						
TOTAL REVENUES	649,342.00	649,342.00	11,001.27	.00	638,340.73	
301 MPO ROAD CONSTRUCTION						
TOTAL REVENUES	220,000.00	220,000.00	5,023.13	.00	214,976.87	
302 TAX ROAD BOND CONSTRUCTION						
TOTAL REVENUES	48,097,796.00	48,097,796.00	477,729.46	.00	47,620,066.54	
304 MEDICAL EXAMINER CONSTRUCTION						
TOTAL REVENUES	15,600,580.00	15,600,580.00	255,568.27	.00	15,345,011.73	
307 CRTS RENOVATIONS #2						
TOTAL REVENUES	1,611,825.00	1,611,825.00	11,077.70	.00	1,600,747.30	
308 VENUE CAPITAL PROJECT						
TOTAL REVENUES	252,247.00	252,247.00	4,377.97	.00	247,869.03	
401 EMPLOYEE HEALTH BENEFIT						
TOTAL REVENUES	16,065,000.00	16,065,000.00	4,396,658.72	1,053,626.12	11,668,341.28	
403 WORKERS COMPENSATION						
TOTAL REVENUES	8,923,334.00	8,923,334.00	930,164.38	278,814.82	7,993,169.62	
GRAND TOTAL	345,415,364.00	353,838,264.00	111,916,218.47	28,811,578.27	241,922,484.53	31.6%

** END OF REPORT - Generated by Scott, Rhonda **

Issued June 11, 2020
208

DEBT SERVICE MATURITY SCHEDULE - SPECIAL TAX REVENUE BONDS, SERIES 2020 FROM HOT & STVR TAX

Debt Service Funds

Fiscal Year	Principal	Interest	Total
2025	\$ 505,000.00	\$ 104,313.00	\$ 609,313.00
2026	\$ 520,000.00	\$ 88,203.50	\$ 608,203.50
2027	\$ 535,000.00	\$ 71,615.50	\$ 606,615.50
2028	\$ 550,000.00	\$ 54,549.00	\$ 604,549.00
2029	\$ 570,000.00	\$ 37,004.00	\$ 607,004.00
2030	\$ 590,000.00	\$ 18,821.00	\$ 608,821.00
TOTAL	\$ 3,270,000.00	\$ 374,506.00	\$ 3,644,506.00

Issued September 26, 2019
202

DEBT SERVICE MATURITY SCHEDULE - UNLIMITED TAX ROAD BONDS, SERIES 2019

Debt Service Funds

Fiscal Year	Principal	Interest	Total
2025	\$ 170,000.00	\$ 98,375.00	\$ 268,375.00
2026	\$ 180,000.00	\$ 91,375.00	\$ 271,375.00
2027	\$ 185,000.00	\$ 84,075.00	\$ 269,075.00
2028	\$ 190,000.00	\$ 76,575.00	\$ 266,575.00
2029	\$ 200,000.00	\$ 68,775.00	\$ 268,775.00
2030	\$ 210,000.00	\$ 60,575.00	\$ 270,575.00
2031	\$ 215,000.00	\$ 54,225.00	\$ 269,225.00
2032	\$ 220,000.00	\$ 49,875.00	\$ 269,875.00
2033	\$ 225,000.00	\$ 45,143.75	\$ 270,143.75
2034	\$ 230,000.00	\$ 40,025.00	\$ 270,025.00
2035	\$ 235,000.00	\$ 34,646.88	\$ 269,646.88
2036	\$ 240,000.00	\$ 29,006.26	\$ 269,006.26
2037	\$ 245,000.00	\$ 23,093.76	\$ 268,093.76
2038	\$ 250,000.00	\$ 16,906.26	\$ 266,906.26
2039	\$ 260,000.00	\$ 10,368.76	\$ 270,368.76
2040	\$ 265,000.00	\$ 3,478.13	\$ 268,478.13
TOTAL	\$ 3,520,000.00	\$ 786,518.80	\$ 4,306,518.80

Issued November 19, 2020
202

DEBT SERVICE MATURITY SCHEDULE - UNLIMITED TAX ROAD BONDS, SERIES 2020

Debt Service Funds

Fiscal Year	Principal	Interest	Total
2025	\$ 1,640,000.00	\$ 977,262.50	\$ 2,617,262.50
2026	\$ 1,925,000.00	\$ 905,962.50	\$ 2,830,962.50
2027	\$ 2,005,000.00	\$ 827,362.50	\$ 2,832,362.50
2028	\$ 2,090,000.00	\$ 745,462.50	\$ 2,835,462.50
2029	\$ 2,170,000.00	\$ 660,262.50	\$ 2,830,262.50
2030	\$ 2,260,000.00	\$ 571,662.50	\$ 2,831,662.50
2031	\$ 2,340,000.00	\$ 491,362.50	\$ 2,831,362.50
2032	\$ 2,165,000.00	\$ 423,787.50	\$ 2,588,787.50
2033	\$ 2,220,000.00	\$ 369,112.50	\$ 2,589,112.50
2034	\$ 2,265,000.00	\$ 324,262.50	\$ 2,589,262.50
2035	\$ 2,310,000.00	\$ 278,512.50	\$ 2,588,512.50
2036	\$ 2,360,000.00	\$ 231,812.50	\$ 2,591,812.50
2037	\$ 2,410,000.00	\$ 184,112.50	\$ 2,594,112.50
2038	\$ 2,460,000.00	\$ 133,875.00	\$ 2,593,875.00
2039	\$ 2,505,000.00	\$ 81,121.88	\$ 2,586,121.88
2040	\$ 2,565,000.00	\$ 27,253.13	\$ 2,592,253.13
TOTAL	\$ 35,690,000.00	\$ 7,233,187.51	\$ 42,923,187.51

Issued March 14, 2023
202

**DEBT SERVICE MATURITY SCHEDULE - UNLIMITED TAX
ROAD BONDS, SERIES 2023A**

Debt Service Funds

Fiscal Year	Principal	Interest	Total
2025	\$ 2,325,000.00	\$ 1,893,275.00	\$ 4,218,275.00
2026	\$ 2,690,000.00	\$ 1,767,900.00	\$ 4,457,900.00
2027	\$ 1,790,000.00	\$ 1,655,900.00	\$ 3,445,900.00
2028	\$ 1,880,000.00	\$ 1,564,150.00	\$ 3,444,150.00
2029	\$ 1,980,000.00	\$ 1,467,650.00	\$ 3,447,650.00
2030	\$ 2,080,000.00	\$ 1,366,150.00	\$ 3,446,150.00
2031	\$ 2,185,000.00	\$ 1,259,525.00	\$ 3,444,525.00
2032	\$ 2,300,000.00	\$ 1,147,400.00	\$ 3,447,400.00
2033	\$ 2,415,000.00	\$ 1,029,525.00	\$ 3,444,525.00
2034	\$ 2,540,000.00	\$ 905,650.00	\$ 3,445,650.00
2035	\$ 2,670,000.00	\$ 775,400.00	\$ 3,445,400.00
2036	\$ 2,810,000.00	\$ 638,400.00	\$ 3,448,400.00
2037	\$ 2,950,000.00	\$ 494,400.00	\$ 3,444,400.00
2038	\$ 3,105,000.00	\$ 343,025.00	\$ 3,448,025.00
2039	\$ 3,250,000.00	\$ 200,400.00	\$ 3,450,400.00
2040	\$ 3,385,000.00	\$ 67,700.00	\$ 3,452,700.00
TOTAL	\$ 40,355,000.00	\$ 16,576,450.00	\$ 56,931,450.00

Issued September 28, 2023
202

**DEBT SERVICE MATURITY SCHEDULE - UNLIMITED TAX
ROAD BONDS, SERIES 2023B**

Debt Service Funds

Fiscal Year	Principal	Interest	Total
2025	\$ 275,000.00	\$ 289,875.00	\$ 564,875.00
2026	\$ 285,000.00	\$ 275,875.00	\$ 560,875.00
2027	\$ 300,000.00	\$ 261,250.00	\$ 561,250.00
2028	\$ 315,000.00	\$ 245,875.00	\$ 560,875.00
2029	\$ 335,000.00	\$ 229,625.00	\$ 564,625.00
2030	\$ 350,000.00	\$ 212,500.00	\$ 562,500.00
2031	\$ 370,000.00	\$ 194,500.00	\$ 564,500.00
2032	\$ 385,000.00	\$ 175,625.00	\$ 560,625.00
2033	\$ 405,000.00	\$ 155,875.00	\$ 560,875.00
2034	\$ 425,000.00	\$ 135,125.00	\$ 560,125.00
2035	\$ 450,000.00	\$ 113,250.00	\$ 563,250.00
2036	\$ 470,000.00	\$ 92,600.00	\$ 562,600.00
2037	\$ 490,000.00	\$ 73,400.00	\$ 563,400.00
2038	\$ 510,000.00	\$ 53,400.00	\$ 563,400.00
2039	\$ 530,000.00	\$ 32,600.00	\$ 562,600.00
2040	\$ 550,000.00	\$ 11,000.00	\$ 561,000.00
TOTAL	\$ 6,445,000.00	\$ 2,552,375.00	\$ 8,997,375.00

Issued December 16, 2021
203

DEBT SERVICE MATURITY SCHEDULE - GENERAL OBLIGATION REFUNDING BONDS, SERIES 2021

Debt Service Funds

Fiscal Year	Principal	Interest	Total
2025	\$ 885,000.00	\$ 26,950.00	\$ 911,950.00
2026	\$ 905,000.00	\$ 9,050.00	\$ 914,050.00

TOTAL \$ 1,790,000.00 \$ 36,000.00 \$ 1,826,000.00

Issued February 20, 2024

204

DEBT SERVICE MATURITY SCHEDULE - GENERAL OBLIGATION BONDS (ME), SERIES 2024

Debt Service Funds

Fiscal Year	Principal	Interest	Total
2025	\$ -	\$ 2,288,090.97	\$ 2,288,090.97
2026	\$ 1,045,000.00	\$ 1,513,525.00	\$ 2,558,525.00
2027	\$ 1,100,000.00	\$ 1,459,900.00	\$ 2,559,900.00
2028	\$ 1,155,000.00	\$ 1,403,525.00	\$ 2,558,525.00
2029	\$ 1,215,000.00	\$ 1,344,275.00	\$ 2,559,275.00
2030	\$ 1,280,000.00	\$ 1,281,900.00	\$ 2,561,900.00
2031	\$ 1,345,000.00	\$ 1,216,275.00	\$ 2,561,275.00
2032	\$ 1,410,000.00	\$ 1,147,400.00	\$ 2,557,400.00
2033	\$ 1,485,000.00	\$ 1,075,025.00	\$ 2,560,025.00
2034	\$ 1,560,000.00	\$ 998,900.00	\$ 2,558,900.00
2035	\$ 1,640,000.00	\$ 918,900.00	\$ 2,558,900.00
2036	\$ 1,725,000.00	\$ 834,775.00	\$ 2,559,775.00
2037	\$ 1,815,000.00	\$ 746,275.00	\$ 2,561,275.00
2038	\$ 1,905,000.00	\$ 653,275.00	\$ 2,558,275.00
2039	\$ 2,005,000.00	\$ 555,525.00	\$ 2,560,525.00
2040	\$ 2,105,000.00	\$ 452,775.00	\$ 2,557,775.00
2041	\$ 2,215,000.00	\$ 344,775.00	\$ 2,559,775.00
2042	\$ 2,315,000.00	\$ 243,100.00	\$ 2,558,100.00
2043	\$ 2,410,000.00	\$ 148,600.00	\$ 2,558,600.00
2044	\$ 2,510,000.00	\$ 50,200.00	\$ 2,560,200.00
TOTAL	\$ 32,240,000.00	\$ 18,677,015.97	\$ 50,917,015.97

Combined
202,203,204

DEBT SERVICE MATURITY SCHEDULE PAID FROM PROPERTY TAX - COMBINED

Debt Service Funds

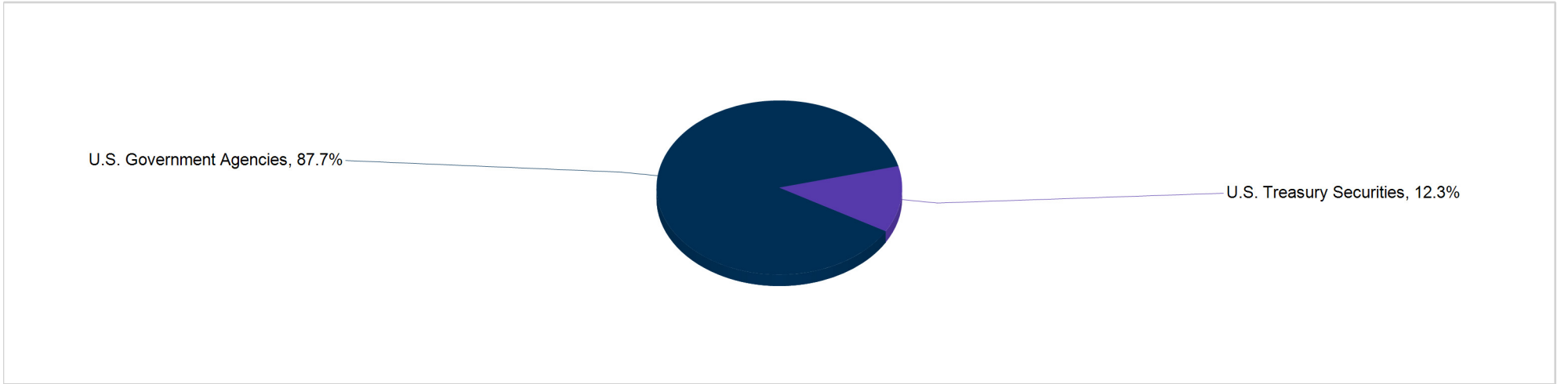
Fiscal Year	Principal	Interest	Total
2025	\$ 5,295,000.00	\$ 5,573,828.47	\$ 10,868,828.47
2026	\$ 7,030,000.00	\$ 4,563,687.50	\$ 11,593,687.50
2027	\$ 5,380,000.00	\$ 4,288,487.50	\$ 9,668,487.50
2028	\$ 5,630,000.00	\$ 4,035,587.50	\$ 9,665,587.50
2029	\$ 5,900,000.00	\$ 3,770,587.50	\$ 9,670,587.50
2030	\$ 6,180,000.00	\$ 3,492,787.50	\$ 9,672,787.50
2031	\$ 6,455,000.00	\$ 3,215,887.50	\$ 9,670,887.50
2032	\$ 6,480,000.00	\$ 2,944,087.50	\$ 9,424,087.50
2033	\$ 6,750,000.00	\$ 2,674,681.25	\$ 9,424,681.25
2034	\$ 7,020,000.00	\$ 2,403,962.50	\$ 9,423,962.50
2035	\$ 7,305,000.00	\$ 2,120,709.38	\$ 9,425,709.38
2036	\$ 7,605,000.00	\$ 1,826,593.76	\$ 9,431,593.76
2037	\$ 7,910,000.00	\$ 1,521,281.26	\$ 9,431,281.26
2038	\$ 8,230,000.00	\$ 1,200,481.26	\$ 9,430,481.26
2039	\$ 8,550,000.00	\$ 880,015.64	\$ 9,430,015.64
2040	\$ 8,870,000.00	\$ 562,206.26	\$ 9,432,206.26
2041	\$ 2,215,000.00	\$ 344,775.00	\$ 2,559,775.00
2042	\$ 2,315,000.00	\$ 243,100.00	\$ 2,558,100.00
2043	\$ 2,410,000.00	\$ 148,600.00	\$ 2,558,600.00
2044	\$ 2,510,000.00	\$ 50,200.00	\$ 2,560,200.00
TOTAL	\$ 120,040,000.00	\$ 45,861,547.28	\$ 165,901,547.28

Report Sequence: Intent, sgrp, styp, CUSIP, Ticket

Intent	SGrp	STyp	CUSIP	Ticket-P#	Status	Par Value	Int Accrual	Accret/-Amort	Book G/L	Net Income	Principal Paid	Interest Paid
AFS	AGEN	FHLB	3130APDM4	177056725-1	Active	10,000,000.00	9,541.66	22,456.84	0.00	31,998.50	0.00	0.00
AFS	AGEN	FHLB	3130AQHZ9	177056726-1	Active	5,000,000.00	6,416.66	9,763.85	0.00	16,180.51	0.00	38,500.00
AFS	AGEN	FHLB	3130AUVE1	177054680-1	Active	7,880,000.00	30,863.33	504.08	0.00	31,367.41	0.00	0.00
AFS	AGEN	FHLB	3130AVPE6	177056072-1	Called	0.00	20,533.33	0.00	0.00	20,533.33	5,000,000.00	68,200.00
AFS	AGEN	FHLB	3130B2YJ8	177068861-1	Active	7,540,000.00	29,060.42	435.07	0.00	29,495.49	0.00	0.00
AFS	AGEN	FHLB	3130B42Q3	177069453-1	Active	6,075,000.00	22,148.43	0.00	0.00	22,148.43	0.00	0.00
AFS	AGEN	FHLB	3130B45K3	177069978-1	Active	4,000,000.00	14,833.33	79.92	0.00	14,913.25	0.00	0.00
AFS	AGEN	FHLB	3130B45T4	177069719-1	Active	3,365,000.00	12,478.54	0.00	0.00	12,478.54	0.00	0.00
AFS	AGEN	FHLB	3130B47A3	177069979-1	Active	5,000,000.00	18,750.00	0.00	0.00	18,750.00	0.00	0.00
FHLB Total						48,860,000.00	164,625.70	33,239.76	0.00	197,865.46	5,000,000.00	106,700.00
AFS	AGEN	FHMC	3134H14P5	177065076-1	Active	3,115,000.00	12,460.00	95.16	0.00	12,555.16	0.00	74,760.00
AFS	AGEN	FHMC	3134H1UK7	177062155-1	Active	10,000,000.00	41,666.66	690.05	0.00	42,356.71	0.00	0.00
FHMC Total						13,115,000.00	54,126.66	785.21	0.00	54,911.87	0.00	74,760.00
AGEN Total						61,975,000.00	218,752.36	34,024.97	0.00	252,777.33	5,000,000.00	181,460.00
AFS	TRSY	NOTE	91282CFB2	177049711-1	Active	8,615,000.00	19,967.97	1,355.12	0.00	21,323.09	0.00	118,456.25
NOTE Total						8,615,000.00	19,967.97	1,355.12	0.00	21,323.09	0.00	118,456.25
TRSY Total						8,615,000.00	19,967.97	1,355.12	0.00	21,323.09	0.00	118,456.25
AFS Total						70,590,000.00	238,720.33	35,380.09	0.00	274,100.42	5,000,000.00	299,916.25
Grand Total						70,590,000.00	238,720.33	35,380.09	0.00	274,100.42	5,000,000.00	299,916.25

Report Sequence: Intent, sgrp, styp, CUSIP, Ticket

Intent	SGrp	STyp	CUSIP	Ticket-P#	Status	Par Value	Int Accrual	Accret/-Amort	Book G/L	Net Income	Principal Paid	Interest Paid
AFS	AGEN	FHLB	3130APDM4	177056725-1	Active	10,000,000.00	38,166.66	89,752.07	0.00	127,918.73	0.00	0.00
AFS	AGEN	FHLB	3130AQHZ9	177056726-1	Active	5,000,000.00	25,666.66	38,805.88	0.00	64,472.54	0.00	38,500.00
AFS	AGEN	FHLB	3130AUVE1	177054680-1	Active	7,880,000.00	123,453.33	1,284.11	0.00	124,737.44	0.00	0.00
AFS	AGEN	FHLB	3130AVPE6	177056072-1	Called	0.00	86,533.33	0.00	0.00	86,533.33	5,000,000.00	200,200.00
AFS	AGEN	FHLB	3130B2YJ8	177068861-1	Active	7,540,000.00	67,807.64	837.53	0.00	68,645.17	0.00	0.00
AFS	AGEN	FHLB	3130B42Q3	177069453-1	Active	6,075,000.00	36,914.06	0.00	0.00	36,914.06	0.00	0.00
AFS	AGEN	FHLB	3130B45K3	177069978-1	Active	4,000,000.00	20,272.22	95.31	0.00	20,367.53	0.00	0.00
AFS	AGEN	FHLB	3130B45T4	177069719-1	Active	3,365,000.00	18,301.86	0.00	0.00	18,301.86	0.00	0.00
AFS	AGEN	FHLB	3130B47A3	177069979-1	Active	5,000,000.00	25,625.00	0.00	0.00	25,625.00	0.00	0.00
FHLB Total						48,860,000.00	442,740.76	130,774.90	0.00	573,515.66	5,000,000.00	238,700.00
AFS	AGEN	FHMC	3134H14P5	177065076-1	Active	3,115,000.00	49,840.00	947.77	0.00	50,787.77	0.00	74,760.00
AFS	AGEN	FHMC	3134H1UK7	177062155-1	Active	10,000,000.00	166,666.66	1,707.60	0.00	168,374.26	0.00	0.00
AFS	AGEN	FHMC	3134H1X57	177064803-1	Called	0.00	39,444.44	5,566.94	0.00	45,011.38	4,000,000.00	100,000.00
FHMC Total						13,115,000.00	255,951.10	8,222.31	0.00	264,173.41	4,000,000.00	174,760.00
AGEN Total						61,975,000.00	698,691.86	138,997.21	0.00	837,689.07	9,000,000.00	413,460.00
AFS	TRSY	NOTE	91282CFB2	177049711-1	Active	8,615,000.00	79,196.09	5,095.57	0.00	84,291.66	0.00	118,456.25
NOTE Total						8,615,000.00	79,196.09	5,095.57	0.00	84,291.66	0.00	118,456.25
TRSY Total						8,615,000.00	79,196.09	5,095.57	0.00	84,291.66	0.00	118,456.25
AFS Total						70,590,000.00	777,887.95	144,092.78	0.00	921,980.73	9,000,000.00	531,916.25
Grand Total						70,590,000.00	777,887.95	144,092.78	0.00	921,980.73	9,000,000.00	531,916.25



Security Group	Yield		Book Value				Market Value	Gain / (Loss)
	Book	TEY	AFS	HTM	Total	%		
U.S. Government Agencies	4.57	4.57	61,099,502	0	61,099,502	87.7 %	60,740,737	(358,765)
U.S. Treasury Securities	2.94	2.94	8,576,781	0	8,576,781	12.3 %	8,294,630	(282,151)
Total	4.37	4.37	69,676,283	0	69,676,283		69,035,366	(640,916)
			100.0 %	0.0 %	100.0%			
Market Value			69,035,366	0	69,035,366			
Gain/(Loss)			-640,916	0	-640,916			

Market price date as of 1/23/2025.

Lubbock County, Texas
 Transfer From/To
 Year to Date
 January 2025

Xfer From Account	Xfer From Budget	Xfer From Amount	Xfer To Account	Xfer To Budget	Xfer To Amount	Difference Xfer to/from
011-902000	6,230,325.00		020-801100	6,230,325.00		0.00
011-904100	1,980,760.00		041-801100	1,980,760.00		0.00
011-904300	250,000.00		043-801100	250,000.00		0.00
011-905100	7,939,865.00	2,646,621.68	051-801100	7,939,865.00	2,646,621.68	0.00
011-908100	33,840.00		081-801100	33,840.00		0.00
011-916400	250,128.00	37,670.67	164-801100	250,128.00	37,670.67	0.00
011-916500	9,320.00		165-801100	9,320.00		0.00
011-917100	31,637.00	8,132.60	171-801100	31,637.00	8,132.60	0.00
011-930700	1,611,825.00		307-801100	1,611,825.00		0.00
031-902000	59,907.00		020-803100	59,907.00		0.00
033-902000	59,907.00		020-803300	59,907.00		0.00
034-902000	59,907.00		020-803400	59,907.00		0.00
051-905000	10,135.00		050-805100	10,135.00		0.00
051-905400	125,965.00		054-805100	125,965.00		0.00
051-905500	5,295,505.00		055-805100	5,295,505.00		0.00
051-905700	307,278.00		057-805100	307,278.00		0.00
075-907600		12,778.33	076-807500		12,778.33	0.00
079-920800	614,342.00		208-807900	614,342.00		0.00
106-907700	75,000.00	75,000.00	077-810600	75,000.00	75,000.00	0.00
208-907900	35,000.00		079-820800	35,000.00		0.00
403-901100	5,512,834.00		011-840300	5,512,834.00		0.00
403-940100	1,500,000.00		401-840300	1,500,000.00		0.00
606-960100		5,882.81	601-860600		5,882.81	0.00
606-960200	8,508.00	6,352.03	602-860600	8,508.00	6,352.03	0.00
606-960800	975.00		608-860600	975.00		0.00
606-961500	1,368.00	3,083.27	615-860600	1,368.00	3,083.27	0.00
606-961600		2,224.18	616-860600		2,224.18	0.00
606-961700	32,046.00	16,988.98	617-860600	32,046.00	16,988.98	0.00
606-962500	103,911.00		625-860600	103,911.00		0.00
606-965000	210,334.00	156,080.47	650-860600	210,334.00	156,080.47	0.00
608-960200	5,744.00		602-860800	5,744.00		0.00
608-962500	92,537.00	22,638.42	625-860800	92,537.00	22,638.42	0.00
	32,448,903.00	2,993,453.44		32,448,903.00	2,993,453.44	0.00

Lubbock County, Texas
 Sales Tax Revenue
 As of January 2025

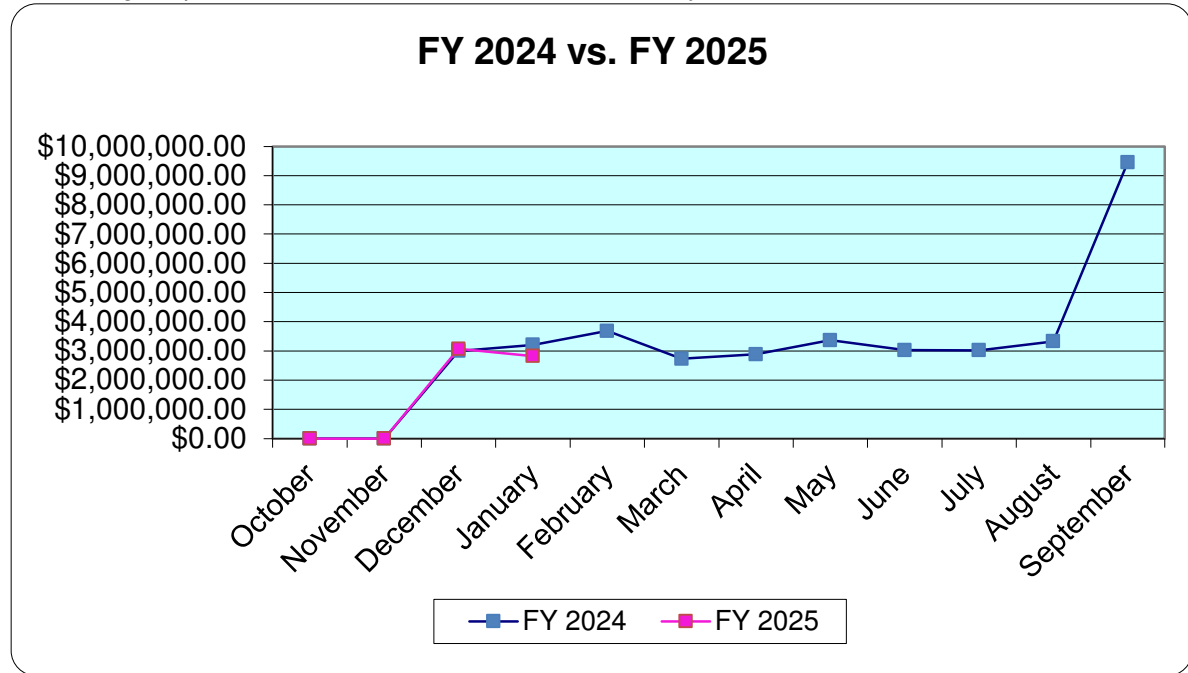
Account Number: 011-4010 Title: COUNTY SALES & USE TAX

Source of Revenue: Texas Comptroller Tax Assessor Collector

Description of Revenue: Imposed tax on the receipts from the sale at retail of taxable items within the county and an excise tax on the use, storage, or other consumption within the county of taxable items purchased, leased, or rented from a retailer during the period that the tax is effective within the county.

Month	FY 2024	FY 2025
October	\$0.00	\$0.00
November	\$0.00	\$0.00
December	\$2,997,164.24	\$3,070,496.10
January	\$3,208,357.90	\$2,823,185.24
February	\$3,681,550.67	
March	\$2,733,361.43	
April	\$2,883,287.30	
May	\$3,363,303.58	
June	\$3,026,431.82	
July	\$3,019,541.43	
August	\$3,329,018.23	
September	\$9,451,754.34	
Total	\$37,693,770.94	\$5,893,681.34

2024 amounts have been adjusted to actual.



Lubbock County, Texas
 Ad Valorem Tax Revenue
 As of January 2025

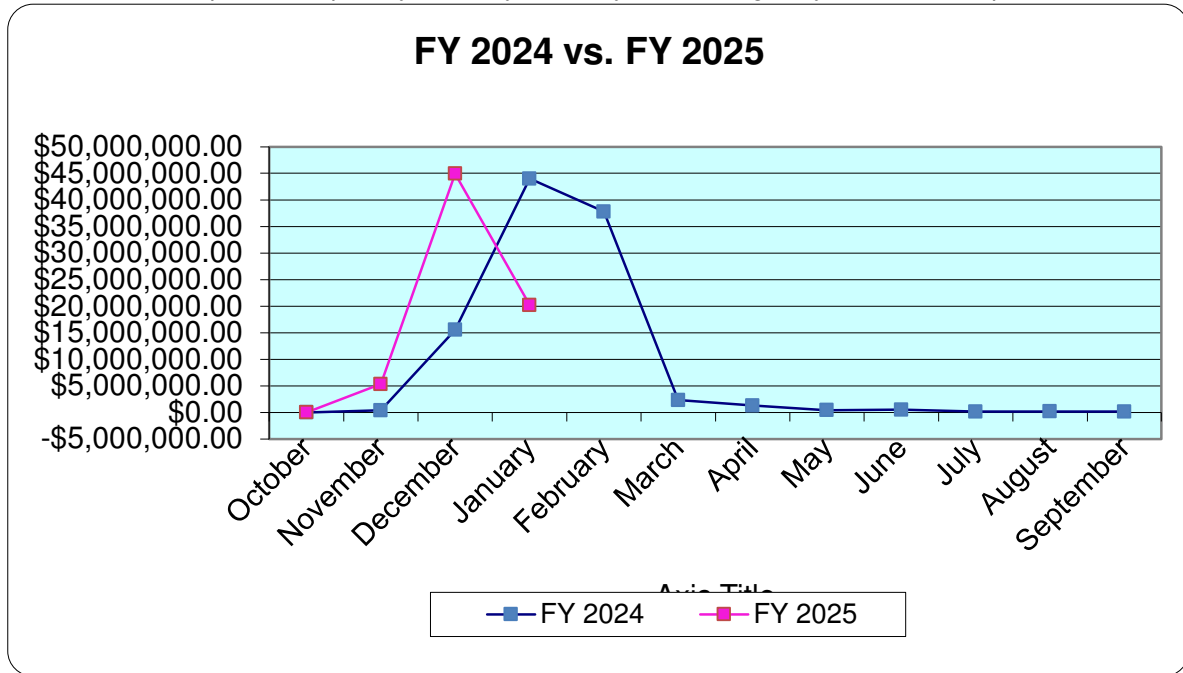
Account Number: 011-4001 Title: CURRENT AD VALOREM TAXES
 031-4001 CURRENT AD VALOREM TAXES
 032-4001 CURRENT AD VALOREM TAXES
 033-4001 CURRENT AD VALOREM TAXES
 034-4001 CURRENT AD VALOREM TAXES
 041-4001 CURRENT AD VALOREM TAXES
 202-4001 CURRENT AD VALOREM TAXES
 203-4001 CURRENT AD VALOREM TAXES

Source of Revenue: Lubbock Central Appraisal District

Description of Revenue: Property Taxes are levied by October 1 on the assessed value listed as of the prior January 1 for all real and business personal property in conformity with Texas Property Code. Taxes are due on receipt of the tax bill and are delinquent if not paid by February 1 of the year following the year in which imposed.

Month	FY 2024	FY 2025
October	-\$100.61	\$1,224.69
November	\$376,306.01	\$5,324,086.30
December	\$15,525,165.08	\$44,937,143.74
January	\$44,009,437.31	\$20,196,251.08
February	\$37,796,537.55	
March	\$2,304,945.92	
April	\$1,302,830.97	
May	\$410,372.42	
June	\$501,471.28	
July	\$133,729.30	
August	\$177,697.10	
September	\$151,022.81	
Total	\$102,689,415.14	\$70,458,705.81

2024 amounts have been adjusted to actual.



Lubbock County, Texas
 Ad Valorem Tax Collections
 January 2025

DATE WIRED	CURRENT		DELINQUENT		SPECIAL INVENTORY	BANK INTEREST	UNCLAIMED REFUNDS	TAX CERTIFICATE	Less: TAX INCREMENT FINANCING (TIF)	TOTAL WIRED
	BASE TAX	P&I	BASE TAX	P&I						
JA 11-17	4,881,321.23	12,842.43	24,424.36	(1.09)		6,106.72		21.00		4,924,714.65
JA 18-24	3,795,761.74	5,016.85	16,616.85	-						3,817,395.44
JA 25-30	9,047,031.49	3,973.68	14,487.13	0.10			2,117.53			9,067,609.93
JA 31-31.2	4,798,278.68	9,725.04	31,885.17	9.85				11.00		4,839,909.74
JA 31.3-31.12	16,502,818.32	17,245.25	59,143.71	(9.80)				55.00		16,579,252.48
										-
										-
										-
										-
										-
										-
										-
										-
										-
										-
										-
										-
										-
										-
										-
Transmittal	39,025,211.46	48,803.25	146,557.22	(0.94)	-	6,106.72	2,117.53	87.00	-	39,228,882.24
Totals	146,557.22			48,803.25						
Rendition Penalty										
TOTAL RECEIPTS - BASE TAX (NORMAL RECEIPTS)	\$ 39,171,768.68			48,802.31			TOTAL NET DISTRIBUTION			\$ 39,228,882.24

NOTE: Due to timing differences, amounts received in one month may not show on unadjusted Financial Statements until the following month.

Budget Report

For Fiscal: 2024-2025 Period Ending 01/31/25

Account Summary

BUDGET SUMMARIES REPORT
ACCOUNT SUMMARY JANUARY 2025

FOR 2025 04

	ORIGINAL APPROP	REVISED BUDGET	YTD ACTUAL	MTD ACTUAL	ENCUMBRANCES	AVAILABLE BUDGET	PCT USE/COL
011 GENERAL FUND							
000 UNDEFINED							
011 400100	CURRENT AD VALOREM TAXE	-94,905,288.00	-94,905,288.00	-61,748,497.06	-17,699,560.83	.00	-33,156,790.94 65.1
011 400400	PEN & INT - CURRENT LEV	-389,112.00	-389,112.00	.96	.96	.00	-389,112.96 .0
011 400500	DELIQ TAXES - PRIOR YEA	-578,922.00	-578,922.00	-335,774.94	-93,106.72	.00	-243,147.06 58.0
011 400600	PEN & INT - PRIOR YEARS	-294,206.00	-294,206.00	-121,659.21	-35,638.53	.00	-172,546.79 41.4
011 401000	COUNTY SALES & USE TAX	-39,729,280.00	-39,729,280.00	-5,893,681.34	-2,823,185.24	.00	-33,835,598.66 14.8
011 410100	COUNTY CLERK	-67,877.00	-67,877.00	-21,483.10	-5,842.60	.00	-46,393.90 31.7
011 410200	BEER & LIQUOR PERMITS	-122,064.00	-122,064.00	-24,825.00	-13,730.00	.00	-97,239.00 20.3
011 420100	GRANT REVENUE	-8,000.00	-8,000.00	.00	.00	.00	-8,000.00 .0
011 420210	STATE MIXED DRINK TAX	-1,853,573.00	-1,853,573.00	-365,376.53	-177,384.30	.00	-1,488,196.47 19.7
011 420500	BINGO TAX PROCEEDS	-228,523.00	-228,523.00	-40,490.11	-40,490.11	.00	-188,032.89 17.7
011 420900	STATE - COUNTY COURTS	-280,082.00	-280,082.00	-73,050.00	-5,050.00	.00	-207,032.00 26.1
011 421210	STRADUS A/G CHILD SUPPO	-1,076.00	-1,076.00	-128.13	-24.00	.00	-947.87 11.9
011 422020	INTER LOCAL AGREEMENT-C	-642,414.00	-642,414.00	-160,498.36	.00	.00	-481,915.64 25.0
011 424800	GRANT ADMINISTRATION RE	-1,255.00	-1,255.00	-522.42	-2.63	.00	-732.58 41.6
011 425000	INDIGENT DEFENSE GRANT	-255,056.00	-255,056.00	.00	.00	.00	-255,056.00 .0
011 430200	COUNTY JUDGE	-8,252.00	-8,252.00	-2,112.00	-556.00	.00	-6,140.00 25.6
011 430300	COUNTY CLERK	-1,509,696.00	-1,509,696.00	-393,457.66	-126,966.13	.00	-1,116,238.34 26.1
011 430600	VRED - TAPE	-49.00	-49.00	.00	.00	.00	-49.00 .0
011 430700	TRAFFIC	-5,012.00	-5,012.00	-2,289.96	-653.86	.00	-2,722.04 45.7
011 430800	CHILD SAFETY - CS	-1,095.00	-1,095.00	-625.25	-298.24	.00	-469.75 57.1
011 431000	TAX ASSESSOR/COLLECTOR	-30,859.00	-30,859.00	-7,043.00	-33.00	.00	-23,816.00 22.8
011 431100	TAX OFFICE DPS DL RENEW	-8,872.00	-8,872.00	-2,570.00	-760.00	.00	-6,302.00 29.0
011 431500	INDIGENT DEFENSE FEE	-87.00	-87.00	-10.73	.00	.00	-76.27 12.3
011 431600	JURY FEE COUNTY	-1,500.00	-1,500.00	-555.35	-154.34	.00	-944.65 37.0
011 432200	PASSPORT FEE - DIST CLE	-53,550.00	-53,550.00	-14,910.00	-6,020.00	.00	-38,640.00 27.8
011 432300	DISTRICT CLERK FEES	-373,708.00	-373,708.00	-99,815.88	-27,325.60	35.00	-273,927.12 26.7
011 432500	PROSECUTOR'S FEES	-14,386.00	-14,386.00	-4,272.18	-1,142.65	.00	-10,113.82 29.7
011 433100	JP PRECINCT 1	-51,093.00	-51,093.00	-18,269.69	-4,518.04	.00	-32,823.31 35.8
011 433200	JP PRECINCT 2	-58,405.00	-58,405.00	-19,517.35	-5,209.83	.00	-38,887.65 33.4
011 433300	JP PRECINCT 3	-80,010.00	-80,010.00	-24,335.43	-6,870.74	.00	-55,674.57 30.4
011 433400	JP PRECINCT 4	-44,662.00	-44,662.00	-17,298.64	-5,105.97	.00	-27,363.36 38.7
011 434000	DISTRICT ATTORNEY	-1,095.00	-1,095.00	-384.78	.00	.00	-710.22 35.1
011 434500	MEDICAL EXAMINER	-300.00	-300.00	-3,230.30	.00	.00	2,930.30 1076.8
011 434600	SHERIFF	-379,899.00	-379,899.00	-68,781.77	-19,024.26	.00	-311,117.23 18.1
011 434800	CONSTABLES	-668,271.00	-668,271.00	-209,860.00	-56,050.00	.00	-458,411.00 31.4
011 435000	DEFENSIVE DRIVING FEE	-9,872.00	-9,872.00	-2,042.59	-556.59	.00	-7,829.41 20.7
011 435100	SS FEE-INMATE	-10,843.00	-10,843.00	-800.00	.00	.00	-10,043.00 7.4

BUDGET SUMMARIES REPORT
ACCOUNT SUMMARY JANUARY 2025

FOR 2025 04

	ORIGINAL APPROP	REVISED BUDGET	YTD ACTUAL	MTD ACTUAL	ENCUMBRANCES	AVAILABLE BUDGET	PCT USE/COL
011 435200 ISSUED WARRANT EXECUTIO	-32,051.00	-32,051.00	-8,284.40	-2,290.36	.00	-23,766.60	25.8
011 435300 ARREST FEES - COUNTY	-8,414.00	-8,414.00	-3,256.66	-798.29	.00	-5,157.34	38.7
011 435410 FAMILY PROTECTION FEE	75.00	75.00	.00	.00	.00	75.00	.0
011 435600 COURT INITIATED GUARDIA	-34,000.00	-34,000.00	-8,760.00	-2,010.00	.00	-25,240.00	25.8
011 436000 CMIT FINE COMMISSION	-75.00	-75.00	.00	.00	.00	-75.00	.0
011 436100 CMI FINE COMMISSION	-1.00	-1.00	.00	.00	.00	-1.00	.0
011 436200 BAT COMMISSIONS	-1.00	-1.00	.00	.00	.00	-1.00	.0
011 437400 VITAL STATISTICS PRESER	-5,552.00	-5,552.00	-1,851.00	-550.00	.00	-3,701.00	33.3
011 440100 MOTOR VEHICLE SALES TAX	-4,000,000.00	-4,000,000.00	.00	.00	.00	-4,000,000.00	.0
011 440200 CERTIFICATE OF TITLE CO	-447,198.00	-447,198.00	-97,375.00	-31,950.00	.00	-349,823.00	21.8
011 440300 MOTOR VEHICLE COMMISSIO	-805,832.00	-805,832.00	-579,441.25	-427,939.35	.00	-226,390.75	71.9
011 440500 (CVC) COMP TO VICTIMS O	-25.00	-25.00	-12.97	.00	.00	-12.03	51.9
011 440600 LEOA COMMISSION	-1.00	-1.00	-.25	.00	.00	-.75	25.0
011 440800 BEER & LIQUOR COMMISSIO	-996.00	-996.00	-525.00	.00	.00	-471.00	52.7
011 441100 CJC COMMISSION	-10.00	-10.00	-5.01	.00	.00	-4.99	50.1
011 441200 JCPT COMMISSION	-5.00	-5.00	-.53	.00	.00	-4.47	10.6
011 441400 JPD COMM	-300.00	-300.00	-160.00	.00	.00	-140.00	53.3
011 441600 ARREST FEES - COMM	-6,166.00	-6,166.00	-1,785.66	.00	.00	-4,380.34	29.0
011 441700 LEMI COMMISSION	-1.00	-1.00	-.13	.00	.00	-.87	13.0
011 441800 CRIMESTOPPERS-COMM	-1.00	-1.00	-.45	.00	.00	-.55	45.0
011 442000 GENERAL REVENUE COMM GR	-1.00	-1.00	.00	.00	.00	-1.00	.0
011 442100 LEOCE COMM	-1.00	-1.00	.00	.00	.00	-1.00	.0
011 442200 DNA TESTING FEE	-50.00	-50.00	-2.66	.00	.00	-47.34	5.3
011 442400 SEPTIC INSPECTION	-130,000.00	-130,000.00	-33,545.00	-9,500.00	.00	-96,455.00	25.8
011 442500 FLSI COMM	-40.00	-40.00	-2.32	.00	.00	-37.68	5.8
011 442600 FA COMM	-25.00	-25.00	-1.95	.00	.00	-23.05	7.8
011 442700 CCC COMM	-50.00	-50.00	-9.43	.00	.00	-40.57	18.9
011 442800 JCD COMM	.00	.00	-.06	.00	.00	.06	100.0
011 442900 TP COMM (40%)	-1,000.00	-1,000.00	-115.42	.00	.00	-884.58	11.5
011 443000 JE COMM (10%)	-1,237.00	-1,237.00	-173.14	.00	.00	-1,063.86	14.0
011 443300 CREDIT CARD COMMISSIONS	-1.00	-1.00	.00	.00	.00	-1.00	.0
011 443500 NEW CCC COMM	-3,000.00	-3,000.00	-322.00	.00	.00	-2,678.00	10.7
011 443600 EMS TRAUMA FUND COMM	-2,300.00	-2,300.00	-811.63	.00	.00	-1,488.37	35.3
011 444000 STF COMM	-120.00	-120.00	-10.54	.00	.00	-109.46	8.8
011 444100 STF_COMM	-3,500.00	-3,500.00	-1,091.19	.00	.00	-2,408.81	31.2
011 444200 DNA (CS)	-10.00	-10.00	.00	.00	.00	-10.00	.0
011 444300 CIVIL DATA JUSTICE FEE	-300.00	-300.00	-.15	.00	.00	-299.85	.1
011 444500 BAIL BOND FEE COMM	-5,500.00	-5,500.00	-772.50	.00	.00	-4,727.50	14.0
011 444600 COMM DC JUDICIAL FUND	-270.00	-270.00	-33.20	.00	.00	-236.80	12.3
011 444700 JURY REIMBURSEMENT FEE	-180.00	-180.00	-22.11	.00	.00	-157.89	12.3
011 445000 TIME PAYMENT - COUNTY	-17,693.00	-17,693.00	-8,042.36	-2,214.22	.00	-9,650.64	45.5
011 445400 CCC STATE COMM	-35,000.00	-35,000.00	-10,989.77	.00	.00	-24,010.23	31.4
011 445500 Intoxicated Driver Comm	-2,500.00	-2,500.00	-391.48	.00	.00	-2,108.52	15.7
011 450200 JURY FEES	-58,333.00	-58,333.00	-15,704.80	-4,272.26	.00	-42,628.20	26.9

BUDGET SUMMARIES REPORT
ACCOUNT SUMMARY JANUARY 2025

FOR 2025 04

	ORIGINAL APPROP	REVISED BUDGET	YTD ACTUAL	MTD ACTUAL	ENCUMBRANCES	AVAILABLE BUDGET	PCT USE/COL
011 450400 BOARD BILLS - INMATE	-852,419.00	-852,419.00	-377,175.00	-147,525.00	.00	-475,244.00	44.2
011 452100 COURT REPORTER FEES	-150,073.00	-150,073.00	-35,104.04	-9,619.10	.00	-114,968.96	23.4
011 460100 JP PRECINCT 1	-133,195.00	-133,195.00	-45,584.05	-11,980.64	.00	-87,610.95	34.2
011 460200 JP PRECINCT 2	-48,571.00	-48,571.00	-18,517.98	-8,076.08	.00	-30,053.02	38.1
011 460300 JP PRECINCT 3	-35,779.00	-35,779.00	-19,575.64	-6,470.30	.00	-16,203.36	54.7
011 460400 JP PRECINCT 4	-90,477.00	-90,477.00	-43,264.00	-10,376.03	.00	-47,213.00	47.8
011 460500 JUVENILE DELINQUENCY PR	-1.00	-1.00	.00	.00	.00	-1.00	.0
011 460800 COUNTY COURT AT LAW 1	-1,000.00	-1,000.00	.00	.00	.00	-1,000.00	.0
011 460900 COUNTY COURT AT LAW 2	-410.00	-410.00	.00	.00	.00	-410.00	.0
011 461000 COUNTY CLERK GENERAL	.00	.00	-200.00	.00	.00	200.00	100.0
011 461100 DISTRICT CLERK FINES	-16,768.00	-16,768.00	-1,194.69	-347.00	.00	-15,573.31	7.1
011 461210 FORFEITURES	-158,413.00	-158,413.00	-21,428.10	-9,719.07	.00	-136,984.90	13.5
011 470000 INTEREST INCOME	-718,097.00	-718,097.00	1,773,701.79	-12,519.40	.00	-2,491,798.79	-247.0
011 480200 RENTALS-BUILDINGS	-452,970.00	-452,970.00	-164,284.94	-39,326.24	.00	-288,685.06	36.3
011 480300 PARKING LOTS	-57,870.00	-57,870.00	-23,420.50	-5,732.50	.00	-34,449.50	40.5
011 480510 DISPOSAL OF PROPERTY	-50,000.00	-50,000.00	-24,495.05	-1,997.00	.00	-25,504.95	49.0
011 480600 INSURANCE REIMBURSEMENT	-50,000.00	-50,000.00	.00	.00	.00	-50,000.00	.0
011 480700 JURY REIMBURSEMENTS FRO	-74,401.00	-74,401.00	.00	.00	.00	-74,401.00	.0
011 481100 REIMBURSEMENTS-TELETYPE	-1,043.00	-1,043.00	-364.00	-152.00	.00	-679.00	34.9
011 481300 REFUND - ATTORNEY FEES	-30,544.00	-30,544.00	-7,846.00	-1,683.79	.00	-22,698.00	25.7
011 481500 OTHER REFUNDS/REIMBURSE	-50,000.00	-50,000.00	.00	.00	.00	-50,000.00	.0
011 481710 PAY PHONE COMMISSION	-818,499.00	-818,499.00	-188,713.10	-112,615.31	.00	-629,785.90	23.1
011 482600 ELECTION REVENUES	-50.00	-50.00	.00	.00	.00	-50.00	.0
011 483000 INTEREST-LCAD	-24,507.00	-24,507.00	-8,110.71	-6,106.72	.00	-16,396.29	33.1
011 484200 REIMB-INMATE TRANSPORTA	-10,983.00	-10,983.00	-4,489.00	-1,466.00	.00	-6,494.00	40.9
011 485000 GAIN/LOSS SALE OF INVES	.00	.00	-1,003,766.58	.00	.00	1,003,766.58	100.0
011 489900 OTHER REVENUE	-230,920.00	-230,920.00	-57,834.79	-15,094.24	.00	-173,085.21	25.0
011 736100 DRAW FROM RESERVES	-7,230,366.00	-7,230,366.00	.00	.00	.00	-7,230,366.00	.0
011 840300 XFER FROM WORKERS COMP	-5,512,834.00	-5,512,834.00	.00	.00	.00	-5,512,834.00	.0
011 902000 XFER TO CONSOLIDATED RO	6,230,325.00	6,230,325.00	.00	.00	.00	6,230,325.00	.0
011 904100 XFER TO PERMANENT IMPRO	1,980,760.00	1,980,760.00	.00	.00	.00	1,980,760.00	.0
011 904300 XFER TO LCETRZ NO1 TAX	250,000.00	250,000.00	.00	.00	.00	250,000.00	.0
011 905100 XFER TO JUVENILE PROBAT	7,939,865.00	7,939,865.00	2,646,621.68	661,655.42	.00	5,293,243.32	33.3
011 908100 XFER TO LAW LIBRARY	33,840.00	33,840.00	.00	.00	.00	33,840.00	.0
011 916400 XFER TO SPATF GRANT	250,128.00	250,128.00	37,670.67	.00	.00	212,457.33	15.1
011 916500 XFER TO SPATTF CCG	9,320.00	9,320.00	.00	.00	.00	9,320.00	.0
011 917100 XFER TO CDA VOCA	31,637.00	31,637.00	8,132.60	3,245.10	.00	23,504.40	25.7
011 930700 XFER TO CRTC RENO #2	1,611,825.00	1,611,825.00	.00	.00	.00	1,611,825.00	.0
TOTAL UNDEFINED	-146,732,399.00	-146,732,399.00	-68,030,909.25	-21,372,689.63	35.00	-78,701,524.75	46.4%

001 COMMISSIONERS' COURT

01100110 500100 ELECTED OFFICIALS	355,631.00	355,631.00	121,762.44	41,034.48	.00	233,868.56	34.2
-----------------------------------	------------	------------	------------	-----------	-----	------------	------

BUDGET SUMMARIES REPORT
ACCOUNT SUMMARY JANUARY 2025

FOR 2025 04

	ORIGINAL APPROP	REVISED BUDGET	YTD ACTUAL	MTD ACTUAL	ENCUMBRANCES	AVAILABLE BUDGET	PCT USE/COL
01100110 500400 VEHICLE ALLOWANCE	19,200.00	19,200.00	6,572.12	2,215.32	.00	12,627.88	34.2
01100110 500600 STAFF EMPLOYEES	169,962.00	169,962.00	58,798.32	19,472.48	.00	111,163.68	34.6
01100110 510100 FICA	33,781.00	33,781.00	11,084.36	3,725.13	.00	22,696.64	32.8
01100110 510200 MEDICARE	7,900.00	7,900.00	2,592.29	871.20	.00	5,307.71	32.8
01100110 510300 RETIREMENT	60,452.00	60,452.00	20,790.38	6,968.44	.00	39,661.62	34.4
01100110 510400 GROUP HEALTH INSUR	76,050.00	76,050.00	24,191.50	7,035.00	.00	51,858.50	31.8
01100110 510500 GROUP DENTAL INSUR	4,030.00	4,030.00	1,237.30	330.00	.00	2,792.70	30.7
01100110 510600 LIFE INSURANCE	140.00	140.00	103.64	11.10	.00	36.36	74.0
01100110 510700 UNEMPLOYMENT INSUR	259.00	259.00	59.51	17.52	.00	199.49	23.0
01100110 510900 WORKER'S COMPENSAT	1,534.00	1,534.00	158.70	52.56	.00	1,375.30	10.3
01100110 520100 SUPPLIES/OTH OPER	4,600.00	4,600.00	598.91	477.50	1,534.15	2,466.94	46.4
01100110 540100 COMMUNICATIONS - M	3,000.00	3,000.00	399.56	243.31	1,800.44	800.00	73.3
01100110 550300 TRAVEL AND TRAININ	30,000.00	30,000.00	4,383.06	946.86	720.00	24,896.94	17.0
01100110 550500 ASSOCIATION DUES	3,945.00	3,945.00	200.00	.00	3,744.00	1.00	100.0
01100110 580100 INSURANCE AND BOND	510.00	510.00	356.00	.00	.00	154.00	69.8
TOTAL COMMISSIONERS' COURT	770,994.00	770,994.00	253,288.09	83,400.90	7,798.59	509,907.32	33.9%

002 COUNTY JUDGE

01100210 500100 ELECTED OFFICIALS	155,136.00	155,136.00	51,393.41	17,323.62	.00	103,742.59	33.1
01100210 500200 Appointed Official	60,495.00	60,495.00	22,475.43	7,456.38	.00	38,019.57	37.2
01100210 500600 STAFF EMPLOYEES	79,729.00	79,729.00	28,199.55	9,026.44	.00	51,529.45	35.4
01100210 510100 FICA	18,315.00	18,315.00	6,061.88	2,018.43	.00	12,253.12	33.1
01100210 510200 MEDICARE	4,283.00	4,283.00	1,417.74	472.07	.00	2,865.26	33.1
01100210 510300 RETIREMENT	32,747.00	32,747.00	11,339.76	3,755.88	.00	21,407.24	34.6
01100210 510400 GROUP HEALTH INSUR	33,280.00	33,280.00	12,825.04	3,840.00	.00	20,454.96	38.5
01100210 510500 GROUP DENTAL INSUR	1,404.00	1,404.00	497.42	162.00	.00	906.58	35.4
01100210 510600 LIFE INSURANCE	60.00	60.00	46.32	6.66	.00	13.68	77.2
01100210 510700 UNEMPLOYMENT INSUR	200.00	200.00	51.35	14.85	.00	148.65	25.7
01100210 510900 WORKER'S COMPENSAT	878.00	878.00	136.79	44.49	.00	741.21	15.6
01100210 520100 SUPPLIES/OTH OPER	3,000.00	3,000.00	270.00	270.00	800.00	1,930.00	35.7
01100210 522800 LAW BOOKS	400.00	400.00	244.00	.00	.00	156.00	61.0
01100210 540100 COMMUNICATIONS - M	500.00	500.00	78.74	39.37	421.26	.00	100.0
01100210 550300 TRAVEL AND TRAININ	19,600.00	19,600.00	1,690.93	.00	.00	17,909.07	8.6
01100210 550500 ASSOCIATION DUES	400.00	400.00	200.00	.00	.00	200.00	50.0
TOTAL COUNTY JUDGE	410,427.00	410,427.00	136,928.36	44,430.19	1,221.26	272,277.38	33.7%

003 COUNTY CLERK

01100310 500100 ELECTED OFFICIALS	88,908.00	88,908.00	30,440.61	10,258.62	.00	58,467.39	34.2
-----------------------------------	-----------	-----------	-----------	-----------	-----	-----------	------

BUDGET SUMMARIES REPORT
ACCOUNT SUMMARY JANUARY 2025

FOR 2025 04

	ORIGINAL APPROP	REVISED BUDGET	YTD ACTUAL	MTD ACTUAL	ENCUMBRANCES	AVAILABLE BUDGET	PCT USE/COL
01100310 500600 STAFF EMPLOYEES	1,001,916.00	1,001,916.00	304,602.94	100,752.27	.00	697,313.06	30.4
01100310 500700 OVERTIME COMPENSAT	1,000.00	1,000.00	.00	.00	.00	1,000.00	.0
01100310 500800 TEMPORARY	7,500.00	7,500.00	.00	.00	.00	7,500.00	.0
01100310 510100 FICA	68,177.00	68,177.00	19,635.17	6,489.73	.00	48,541.83	28.8
01100310 510200 MEDICARE	15,945.00	15,945.00	4,592.11	1,517.73	.00	11,352.89	28.8
01100310 510300 RETIREMENT	121,291.00	121,291.00	37,223.37	12,333.32	.00	84,067.63	30.7
01100310 510400 GROUP HEALTH INSUR	164,580.00	164,580.00	49,981.41	16,280.00	.00	114,598.59	30.4
01100310 510500 GROUP DENTAL INSUR	8,736.00	8,736.00	2,754.33	880.00	.00	5,981.67	31.5
01100310 510600 LIFE INSURANCE	440.00	440.00	286.96	35.77	.00	153.04	65.2
01100310 510700 UNEMPLOYMENT INSUR	1,315.00	1,315.00	308.49	90.71	.00	1,006.51	23.5
01100310 510900 WORKER'S COMPENSAT	3,123.00	3,123.00	822.39	272.02	.00	2,300.61	26.3
01100310 520100 SUPPLIES/OTH OPER	25,000.00	25,000.00	3,330.40	2,248.75	14,416.28	7,253.32	71.0
01100310 522800 LAW BOOKS	1,000.00	1,000.00	.00	.00	.00	1,000.00	.0
01100310 530100 EQUIPMENT OPER/MAI	2,000.00	2,000.00	.00	.00	.00	2,000.00	.0
01100310 540100 COMMUNICATIONS - M	850.00	850.00	108.58	54.29	591.42	150.00	82.4
01100310 550300 TRAVEL AND TRAININ	9,000.00	9,000.00	443.98	.00	229.36	8,326.66	7.5
01100310 550500 ASSOCIATION DUES	355.00	355.00	355.00	150.00	.00	.00	100.0
TOTAL COUNTY CLERK	1,521,136.00	1,521,136.00	454,885.74	151,363.21	15,237.06	1,051,013.20	30.9%

005 INFORMATION TECHNOLOGY SERVICE

01100510 500600 STAFF EMPLOYEES	3,255,633.00	3,255,633.00	877,512.02	291,793.21	.00	2,378,120.98	27.0
01100510 500700 OVERTIME COMPENSAT	10,000.00	10,000.00	1,358.02	317.62	.00	8,641.98	13.6
01100510 510100 FICA	202,470.00	202,470.00	51,661.90	17,412.23	.00	150,808.10	25.5
01100510 510200 MEDICARE	47,351.00	47,351.00	12,229.47	4,072.19	.00	35,121.53	25.8
01100510 510300 RETIREMENT	345,321.00	345,321.00	97,642.50	32,453.54	.00	247,678.50	28.3
01100510 510400 GROUP HEALTH INSUR	479,700.00	479,700.00	125,801.43	43,215.00	.00	353,898.57	26.2
01100510 510500 GROUP DENTAL INSUR	22,412.00	22,412.00	5,992.01	2,091.00	.00	16,419.99	26.7
01100510 510600 LIFE INSURANCE	1,020.00	1,020.00	592.84	86.58	.00	427.16	58.1
01100510 510700 UNEMPLOYMENT INSUR	4,123.00	4,123.00	888.69	263.03	.00	3,234.31	21.6
01100510 510900 WORKER'S COMPENSAT	8,263.00	8,263.00	2,372.96	788.70	.00	5,890.04	28.7
01100510 520100 SUPPLIES/OTH OPER	582,400.00	582,400.00	343,144.71	326,892.92	7,183.97	232,071.32	60.2
01100510 523000 NON-CAPITAL SOFTWA	60,000.00	60,000.00	5,430.00	1,515.00	2,183.15	52,386.85	12.7
01100510 523100 NON-CAPITAL EQUIPM	473,300.00	473,300.00	.00	.00	1,617.58	471,682.42	.3
01100510 530100 EQUIPMENT OPER/MAI	908,000.00	908,000.00	134,375.96	6,198.85	1,007.23	772,616.81	14.9
01100510 530200 VEHICLE OPERATION/	2,000.00	2,000.00	290.16	136.61	1,209.84	500.00	75.0
01100510 530800 SOFTWARE MAINTENAN	4,511,585.00	4,511,585.00	2,237,279.96	61,162.27	546,734.58	1,727,570.46	61.7
01100510 540100 COMMUNICATIONS - M	107,320.00	107,320.00	20,097.07	4,213.53	67,733.72	19,489.21	81.8
01100510 550300 TRAVEL AND TRAININ	110,800.00	110,800.00	850.26	.00	.00	109,949.74	.8
01100510 550500 ASSOCIATION DUES	2,825.00	2,825.00	.00	.00	.00	2,825.00	.0
01100510 561400 PROFESSIONAL SERVI	93,000.00	93,000.00	.00	.00	.00	93,000.00	.0

BUDGET SUMMARIES REPORT
ACCOUNT SUMMARY JANUARY 2025

FOR 2025 04

	ORIGINAL APPROP	REVISED BUDGET	YTD ACTUAL	MTD ACTUAL	ENCUMBRANCES	AVAILABLE BUDGET	PCT USE/COL
01100510 562200 CONTRACT SERVICES	180,000.00	180,000.00	11,600.00	5,800.00	48,400.00	120,000.00	33.3
01100510 660500 CAPITAL OUTLAY TEC	1,500,000.00	1,500,000.00	.00	.00	2,140.00	1,497,860.00	.1
TOTAL INFORMATION TECHNOLOGY S	12,907,523.00	12,907,523.00	3,929,119.96	798,412.28	678,210.07	8,300,192.97	35.7%

007 NON DEPARTMENTAL

01100710 520100 SUPPLIES/OTH OPER	2,500.00	2,500.00	3,063.92	.00	.00	-563.92	122.6
01100710 522500 POSTAGE	310,000.00	310,000.00	103,010.79	32,358.51	27,887.26	179,101.95	42.2
01100710 522900 PUBLICATIONS LEGAL	.00	25,000.00	1,566.00	636.00	4,434.00	19,000.00	24.0
01100710 540100 COMMUNICATIONS - M	193,200.00	193,200.00	15,818.58	2,713.41	177,381.42	.00	100.0
01100710 540200 TELEPHONE - LONG D	24,000.00	24,000.00	1,820.68	564.00	22,179.32	.00	100.0
01100710 550500 ASSOCIATION DUES	72,333.00	72,333.00	69,131.86	.00	.00	3,201.14	95.6
01100710 561400 PROFESSIONAL SERVI	375,000.00	375,000.00	8,970.00	8,970.00	111,030.00	255,000.00	32.0
01100710 562200 CONTRACT SERVICES	77,920.00	77,920.00	45,919.32	.00	.00	32,000.68	58.9
01100710 562300 INTER LOCAL AGREEM	2,000,000.00	2,000,000.00	452,592.75	.00	1,547,407.25	.00	100.0
01100710 580100 INSURANCE AND BOND	1,083,967.00	1,083,967.00	784,853.33	565,710.00	112,143.62	186,970.05	82.8
01100710 580200 PUBLIC OFFICIALS L	400,000.00	400,000.00	325,177.00	.00	.00	74,823.00	81.3
01100710 583000 CIVIL JUDGEMENTS	50,000.00	50,000.00	.00	.00	.00	50,000.00	.0
01100710 599300 LEGISLATIVE & ADMI	7,000.00	7,000.00	-518.19	.00	.00	7,518.19	-7.4
01100710 599501 CONTINGENCY-PAYROL	500,000.00	312,629.00	.00	.00	.00	312,629.00	.0
01100710 599800 CONTINGENCY	2,500,000.00	2,375,837.00	.00	.00	.00	2,375,837.00	.0
01100710 599900 OTHER CHARGES	81,451.00	56,451.00	.00	.00	.00	56,451.00	.0
TOTAL NON DEPARTMENTAL	7,677,371.00	7,365,837.00	1,811,406.04	610,951.92	2,002,462.87	3,551,968.09	51.8%

009 TREASURER

01100915 500100 ELECTED OFFICIALS	88,908.00	88,908.00	30,440.61	10,258.62	.00	58,467.39	34.2
01100915 500600 STAFF EMPLOYEES	204,179.00	204,179.00	70,595.13	23,399.87	.00	133,583.87	34.6
01100915 500800 TEMPORARY	10,000.00	10,000.00	4,604.05	1,019.25	.00	5,395.95	46.0
01100915 500900 PART TIME POSITION	28,000.00	28,000.00	7,652.35	2,472.00	.00	20,347.65	27.3
01100915 510100 FICA	20,527.00	20,527.00	6,499.00	2,118.83	.00	14,028.00	31.7
01100915 510200 MEDICARE	4,801.00	4,801.00	1,519.96	495.54	.00	3,281.04	31.7
01100915 510300 RETIREMENT	35,662.00	35,662.00	12,075.28	4,014.11	.00	23,586.72	33.9
01100915 510400 GROUP HEALTH INSUR	43,160.00	43,160.00	14,730.17	4,980.00	.00	28,429.83	34.1
01100915 510500 GROUP DENTAL INSUR	2,522.00	2,522.00	862.88	291.00	.00	1,659.12	34.2
01100915 510600 LIFE INSURANCE	80.00	80.00	60.98	8.10	.00	19.02	76.2
01100915 510700 UNEMPLOYMENT INSUR	285.00	285.00	83.94	24.23	.00	201.06	29.5
01100915 510900 WORKER'S COMPENSAT	653.00	653.00	223.76	72.62	.00	429.24	34.3

BUDGET SUMMARIES REPORT
ACCOUNT SUMMARY JANUARY 2025

FOR 2025 04

	ORIGINAL APPROP	REVISED BUDGET	YTD ACTUAL	MTD ACTUAL	ENCUMBRANCES	AVAILABLE BUDGET	PCT USE/COL
01100915 520100 SUPPLIES/OTH OPER	7,500.00	7,500.00	1,334.50	780.19	1,934.80	4,230.70	43.6
01100915 550300 TRAVEL AND TRAININ	12,000.00	12,000.00	-368.68	.00	.00	12,368.68	-3.1
01100915 550500 ASSOCIATION DUES	175.00	175.00	.00	.00	.00	175.00	.0
01100915 570100 RENTALS AND LEASES	3,506.00	3,506.00	876.33	.00	2,628.99	.68	100.0
01100915 580100 INSURANCE AND BOND	5,000.00	5,000.00	2,571.00	.00	.00	2,429.00	51.4
TOTAL TREASURER	466,958.00	466,958.00	153,761.26	49,934.36	4,563.79	308,632.95	33.9%

010 TAX ASSESSOR/COLLECTOR

01101015 500100 ELECTED OFFICIALS	88,908.00	88,908.00	30,440.61	10,258.62	.00	58,467.39	34.2
01101015 500600 STAFF EMPLOYEES	1,692,168.00	1,692,168.00	549,499.67	183,742.27	.00	1,142,668.33	32.5
01101015 500700 OVERTIME COMPENSAT	.00	.00	6.18	6.18	.00	-6.18	100.0
01101015 500800 TEMPORARY	40,000.00	40,000.00	1,482.50	580.00	.00	38,517.50	3.7
01101015 500900 PART TIME POSITION	17,400.00	17,400.00	11.25	11.25	.00	17,388.75	.1
01101015 510100 FICA	114,142.00	114,142.00	34,226.04	11,424.03	.00	79,915.96	30.0
01101015 510200 MEDICARE	26,914.00	26,914.00	8,004.48	2,671.71	.00	18,909.52	29.7
01101015 510300 RETIREMENT	199,866.00	199,866.00	64,432.97	21,555.31	.00	135,433.03	32.2
01101015 510400 GROUP HEALTH INSUR	309,530.00	309,530.00	112,661.55	40,721.70	.00	196,868.45	36.4
01101015 510500 GROUP DENTAL INSUR	14,742.00	14,742.00	5,455.61	2,022.00	.00	9,286.39	37.0
01101015 510600 LIFE INSURANCE	760.00	760.00	553.60	79.92	.00	206.40	72.8
01101015 510700 UNEMPLOYMENT INSUR	2,275.00	2,275.00	557.82	166.09	.00	1,717.18	24.5
01101015 510900 WORKER'S COMPENSAT	4,957.00	4,957.00	1,487.43	497.63	.00	3,469.57	30.0
01101015 520100 SUPPLIES/OTH OPER	35,500.00	35,420.00	8,307.86	4,489.49	11,193.89	15,918.25	55.1
01101015 530200 VEHICLE OPERATION/	5,000.00	5,000.00	405.11	127.34	1,594.89	3,000.00	40.0
01101015 540100 COMMUNICATIONS - M	1,600.00	1,680.00	507.75	136.78	1,172.25	.00	100.0
01101015 550300 TRAVEL AND TRAININ	21,625.00	21,625.00	5,576.69	833.34	1,341.24	14,707.07	32.0
01101015 550500 ASSOCIATION DUES	375.00	375.00	.00	.00	.00	375.00	.0
01101015 562200 CONTRACT SERVICES	18,000.00	18,000.00	.00	.00	.00	18,000.00	.0
01101015 570200 BUILDING RENTAL	9,276.00	9,276.00	.00	.00	9,275.04	.96	100.0
01101015 580100 INSURANCE AND BOND	3,550.00	3,550.00	3,550.00	.00	.00	.00	100.0
TOTAL TAX ASSESSOR/COLLECTOR	2,606,588.00	2,606,588.00	827,167.12	279,323.66	24,577.31	1,754,843.57	32.7%

011 PURCHASING

01101115 500600 STAFF EMPLOYEES	367,475.00	367,475.00	127,412.76	42,020.22	.00	240,062.24	34.7
01101115 510100 FICA	22,785.00	22,785.00	7,445.81	2,457.62	.00	15,339.19	32.7
01101115 510200 MEDICARE	5,329.00	5,329.00	1,741.36	574.77	.00	3,587.64	32.7
01101115 510300 RETIREMENT	48,963.00	48,963.00	14,155.57	4,668.45	.00	34,807.43	28.9

BUDGET SUMMARIES REPORT
ACCOUNT SUMMARY JANUARY 2025

FOR 2025 04

	ORIGINAL APPROP	REVISED BUDGET	YTD ACTUAL	MTD ACTUAL	ENCUMBRANCES	AVAILABLE BUDGET	PCT USE/COL
01101115 510400 GROUP HEALTH INSUR	30,160.00	30,160.00	14,458.50	5,535.00	.00	15,701.50	47.9
01101115 510500 GROUP DENTAL INSUR	1,768.00	1,768.00	752.93	258.00	.00	1,015.07	42.6
01101115 510600 LIFE INSURANCE	120.00	120.00	92.28	13.32	.00	27.72	76.9
01101115 510700 UNEMPLOYMENT INSUR	478.00	478.00	128.96	37.83	.00	349.04	27.0
01101115 510900 WORKER'S COMPENSAT	992.00	992.00	344.03	113.46	.00	647.97	34.7
01101115 520100 SUPPLIES/OTH OPER	3,500.00	3,500.00	238.53	112.38	188.46	3,073.01	12.2
01101115 530100 EQUIPMENT OPER/MAI	200.00	200.00	.00	.00	.00	200.00	.0
01101115 530200 VEHICLE OPERATION/	950.00	950.00	133.43	31.96	574.23	242.34	74.5
01101115 550300 TRAVEL AND TRAININ	6,000.00	6,000.00	.00	.00	.00	6,000.00	.0
01101115 550500 ASSOCIATION DUES	1,100.00	1,100.00	380.00	.00	.00	720.00	34.5
01101115 562200 CONTRACT SERVICES	990.00	990.00	.00	.00	.00	990.00	.0
01101115 570100 RENTALS AND LEASES	23,143.00	23,143.00	5,785.68	.00	17,357.04	.28	100.0
TOTAL PURCHASING	513,953.00	513,953.00	173,069.84	55,823.01	18,119.73	322,763.43	37.2%

012 AUDITOR

01101215 500200 APPOINTED OFFICIAL	144,960.00	144,960.00	50,255.96	16,615.38	.00	94,704.04	34.7
01101215 500600 STAFF EMPLOYEES	1,105,883.00	1,184,633.00	364,958.20	123,828.77	.00	819,674.80	30.8
01101215 500700 OVERTIME COMPENSAT	500.00	500.00	.00	.00	.00	500.00	.0
01101215 500800 TEMPORARY	9,300.00	9,300.00	3,420.37	1,102.50	.00	5,879.63	36.8
01101215 500900 PART TIME POSITION	26,229.00	26,229.00	.00	.00	.00	26,229.00	.0
01101215 510100 FICA	79,751.00	84,634.00	24,695.79	8,349.42	.00	59,938.21	29.2
01101215 510200 MEDICARE	18,651.00	19,792.00	5,775.56	1,952.67	.00	14,016.44	29.2
01101215 510300 RETIREMENT	141,809.00	150,558.00	46,130.24	15,603.30	.00	104,427.76	30.6
01101215 510400 GROUP HEALTH INSUR	164,450.00	178,490.00	48,069.89	16,220.00	.00	130,420.11	26.9
01101215 510500 GROUP DENTAL INSUR	8,476.00	8,996.00	2,560.68	823.00	.00	6,435.32	28.5
01101215 510600 LIFE INSURANCE	360.00	379.00	256.12	36.26	.00	122.88	67.6
01101215 510700 UNEMPLOYMENT INSUR	1,668.00	1,739.00	422.90	127.40	.00	1,316.10	24.3
01101215 510900 WORKER'S COMPENSAT	3,473.00	3,686.00	1,130.44	382.22	.00	2,555.56	30.7
01101215 520100 SUPPLIES/OTH OPER	16,571.00	16,571.00	5,734.88	3,203.98	5,466.71	5,369.41	67.6
01101215 530100 EQUIPMENT OPER/MAI	1,000.00	1,000.00	.00	.00	.00	1,000.00	.0
01101215 540100 COMMUNICATIONS - M	540.00	540.00	66.60	44.40	222.40	251.00	53.5
01101215 550300 TRAVEL AND TRAININ	32,357.00	32,357.00	2,080.00	.00	.00	30,277.00	6.4
01101215 550500 ASSOCIATION DUES	5,574.00	5,574.00	.00	.00	597.00	4,977.00	10.7
01101215 580100 INSURANCE AND BOND	200.00	200.00	.00	.00	.00	200.00	.0
TOTAL AUDITOR	1,761,752.00	1,870,138.00	555,557.63	188,289.30	6,286.11	1,308,294.26	30.0%

013 HUMAN RESOURCES

01101315 500600 STAFF EMPLOYEES	643,584.00	643,584.00	216,885.53	72,640.89	.00	426,698.47	33.7
---------------------------------	------------	------------	------------	-----------	-----	------------	------

BUDGET SUMMARIES REPORT
ACCOUNT SUMMARY JANUARY 2025

FOR 2025 04

	ORIGINAL APPROP	REVISED BUDGET	YTD ACTUAL	MTD ACTUAL	ENCUMBRANCES	AVAILABLE BUDGET	PCT USE/COL
01101315 500800 TEMPORARY	18,000.00	18,000.00	6,514.37	1,847.50	.00	11,485.63	36.2
01101315 510100 FICA	44,198.00	44,198.00	12,934.27	4,272.98	.00	31,263.73	29.3
01101315 510200 MEDICARE	11,529.00	11,529.00	3,024.93	999.27	.00	8,504.07	26.2
01101315 510300 RETIREMENT	71,477.00	71,477.00	24,095.97	8,070.41	.00	47,381.03	33.7
01101315 510400 GROUP HEALTH INSUR	59,670.00	59,670.00	23,766.82	8,940.00	.00	35,903.18	39.8
01101315 510500 GROUP DENTAL INSUR	3,120.00	3,120.00	1,197.25	441.00	.00	1,922.75	38.4
01101315 510600 LIFE INSURANCE	160.00	160.00	114.78	17.76	.00	45.22	71.7
01101315 510700 UNEMPLOYMENT INSUR	926.00	926.00	225.83	67.01	.00	700.17	24.4
01101315 510900 WORKER'S COMPENSAT	1,925.00	1,925.00	603.15	201.10	.00	1,321.85	31.3
01101315 520100 SUPPLIES/OTH OPER	91,150.00	91,150.00	12,539.30	6,876.42	22,003.08	56,607.62	37.9
01101315 522800 LAW BOOKS	2,500.00	2,500.00	.00	.00	.00	2,500.00	.0
01101315 540100 COMMUNICATIONS - M	5,712.00	5,712.00	670.01	321.27	3,229.99	1,812.00	68.3
01101315 550300 TRAVEL AND TRAININ	20,000.00	20,000.00	3,668.02	875.37	.00	16,331.98	18.3
01101315 550500 ASSOCIATION DUES	3,430.00	3,430.00	1,589.00	300.00	.00	1,841.00	46.3
01101315 561400 PROFESSIONAL SERVI	85,000.00	85,000.00	23,619.37	16,906.00	28,804.00	32,576.63	61.7
01101315 561500 PROFESSIONAL DEVEL	25,000.00	25,000.00	5,000.00	.00	.00	20,000.00	20.0
01101315 570100 RENTALS AND LEASES	1,000.00	1,000.00	184.60	.00	815.40	.00	100.0
TOTAL HUMAN RESOURCES	1,088,381.00	1,088,381.00	336,633.20	122,776.98	54,852.47	696,895.33	36.0%

014 COURTS

01101420 500100 ELECTED OFFICIALS	643,239.00	643,239.00	214,880.69	72,392.28	.00	428,358.31	33.4
01101420 500200 APPOINTED OFFICIAL	2,294,702.00	2,294,702.00	817,000.77	268,784.49	.00	1,477,701.23	35.6
01101420 500600 STAFF EMPLOYEES	1,065,739.00	1,065,739.00	335,451.19	105,955.59	.00	730,287.81	31.5
01101420 500800 TEMPORARY	101,000.00	101,000.00	17,417.51	-1,173.74	.00	83,582.49	17.2
01101420 500900 PART TIME POSITION	25,000.00	25,000.00	.00	.00	.00	25,000.00	.0
01101420 501000 SUPPLEMENTAL SALAR	31,200.00	31,200.00	7,120.00	2,400.00	.00	24,080.00	22.8
01101420 510100 FICA	250,259.00	250,259.00	83,642.94	27,469.47	.00	166,616.06	33.4
01101420 510200 MEDICARE	58,528.00	58,528.00	19,608.26	6,424.30	.00	38,919.74	33.5
01101420 510300 RETIREMENT	430,774.00	430,774.00	152,700.86	49,942.71	.00	278,073.14	35.4
01101420 510400 GROUP HEALTH INSUR	402,610.00	402,610.00	151,459.02	51,587.22	.00	251,150.98	37.6
01101420 510500 GROUP DENTAL INSUR	20,254.00	20,254.00	7,563.96	2,564.78	.00	12,690.04	37.3
01101420 510600 LIFE INSURANCE	860.00	860.00	687.40	92.81	.00	172.60	79.9
01101420 510700 UNEMPLOYMENT INSUR	4,384.00	4,384.00	1,264.90	366.89	.00	3,119.10	28.9
01101420 510900 WORKER'S COMPENSAT	9,161.00	9,161.00	3,226.39	1,051.49	.00	5,934.61	35.2
01101420 520100 SUPPLIES/OTH OPER	50,000.00	50,000.00	10,802.19	2,457.59	21,260.44	17,937.37	64.1
01101420 522800 LAW BOOKS	10,000.00	10,000.00	.00	.00	.00	10,000.00	.0
01101420 540100 COMMUNICATIONS - M	6,700.00	6,700.00	1,433.20	369.08	5,266.80	.00	100.0
01101420 550300 TRAVEL AND TRAININ	60,000.00	60,000.00	14,014.36	55.61	400.00	45,585.64	24.0
01101420 550500 ASSOCIATION DUES	12,930.00	12,930.00	105.00	.00	1,200.00	11,625.00	10.1
01101420 580100 INSURANCE AND BOND	10,000.00	10,000.00	71.00	.00	.00	9,929.00	.7

BUDGET SUMMARIES REPORT
ACCOUNT SUMMARY JANUARY 2025

FOR 2025 04

	ORIGINAL APPROP	REVISED BUDGET	YTD ACTUAL	MTD ACTUAL	ENCUMBRANCES	AVAILABLE BUDGET	PCT USE/COL
TOTAL COURTS	5,487,340.00	5,487,340.00	1,838,449.64	590,740.57	28,127.24	3,620,763.12	34.0%
015 APPELLATE COURTS							
01101520 501000 SUPPLEMENTAL SALAR	19,280.00	19,280.00	6,599.52	2,224.56	.00	12,680.48	34.2
01101520 510100 FICA	2,495.00	2,495.00	409.16	137.92	.00	2,085.84	16.4
01101520 510200 MEDICARE	300.00	300.00	95.76	32.28	.00	204.24	31.9
01101520 510300 RETIREMENT	2,400.00	2,400.00	733.36	247.20	.00	1,666.64	30.6
TOTAL APPELLATE COURTS	24,475.00	24,475.00	7,837.80	2,641.96	.00	16,637.20	32.0%
023 DISTRICT CLERK							
01102320 500100 ELECTED OFFICIALS	88,908.00	88,908.00	30,440.61	10,258.62	.00	58,467.39	34.2
01102320 500600 STAFF EMPLOYEES	1,324,400.00	1,324,400.00	455,453.48	150,486.82	.00	868,946.52	34.4
01102320 500700 OVERTIME COMPENSAT	12,000.00	12,000.00	111.41	48.48	.00	11,888.59	.9
01102320 500800 TEMPORARY	35,000.00	35,000.00	7,345.44	2,054.52	.00	27,654.56	21.0
01102320 510100 FICA	90,539.00	90,539.00	28,908.41	9,562.72	.00	61,630.59	31.9
01102320 510200 MEDICARE	21,307.00	21,307.00	6,760.80	2,236.44	.00	14,546.20	31.7
01102320 510300 RETIREMENT	158,340.00	158,340.00	53,995.26	17,864.23	.00	104,344.74	34.1
01102320 510400 GROUP HEALTH INSUR	277,940.00	277,940.00	96,699.35	32,790.00	.00	181,240.65	34.8
01102320 510500 GROUP DENTAL INSUR	12,454.00	12,454.00	4,673.91	1,662.00	.00	7,780.09	37.5
01102320 510600 LIFE INSURANCE	620.00	620.00	469.34	68.04	.00	150.66	75.7
01102320 510700 UNEMPLOYMENT INSUR	1,783.00	1,783.00	499.03	146.51	.00	1,283.97	28.0
01102320 510900 WORKER'S COMPENSAT	3,913.00	3,913.00	1,249.84	412.01	.00	2,663.16	31.9
01102320 520100 SUPPLIES/OTH OPER	98,915.00	98,300.00	7,836.94	4,103.74	61,970.95	28,492.11	71.0
01102320 522800 LAW BOOKS	200.00	200.00	.00	.00	.00	200.00	.0
01102320 530100 EQUIPMENT OPER/MAI	500.00	500.00	.00	.00	.00	500.00	.0
01102320 540100 COMMUNICATIONS - M	.00	615.00	202.66	101.36	412.34	.00	100.0
01102320 550300 TRAVEL AND TRAININ	13,000.00	13,000.00	400.00	.00	.00	12,600.00	3.1
01102320 550500 ASSOCIATION DUES	200.00	200.00	.00	.00	.00	200.00	.0
TOTAL DISTRICT CLERK	2,140,019.00	2,140,019.00	695,046.48	231,795.49	62,383.29	1,382,589.23	35.4%
030 JUDICIAL COMPLIANCE							
01103010 500600 STAFF EMPLOYEES	321,758.00	321,758.00	108,989.31	35,120.75	.00	212,768.69	33.9

BUDGET SUMMARIES REPORT
ACCOUNT SUMMARY JANUARY 2025

FOR 2025 04

	ORIGINAL APPROP	REVISED BUDGET	YTD ACTUAL	MTD ACTUAL	ENCUMBRANCES	AVAILABLE BUDGET	PCT USE/COL
01103010 510100 FICA	19,948.00	19,948.00	6,389.42	2,070.96	.00	13,558.58	32.0
01103010 510200 MEDICARE	4,666.00	4,666.00	1,494.27	484.31	.00	3,171.73	32.0
01103010 510300 RETIREMENT	33,574.00	33,574.00	12,108.73	3,901.91	.00	21,465.27	36.1
01103010 510400 GROUP HEALTH INSUR	51,740.00	51,740.00	17,627.94	5,970.00	.00	34,112.06	34.1
01103010 510500 GROUP DENTAL INSUR	2,704.00	2,704.00	912.86	312.00	.00	1,791.14	33.8
01103010 510600 LIFE INSURANCE	120.00	120.00	91.86	12.54	.00	28.14	76.6
01103010 510700 UNEMPLOYMENT INSUR	417.00	417.00	110.44	31.60	.00	306.56	26.5
01103010 510900 WORKER'S COMPENSAT	869.00	869.00	294.30	94.86	.00	574.70	33.9
01103010 520100 SUPPLIES/OTH OPER	2,850.00	2,850.00	111.35	.00	.00	2,738.65	3.9
01103010 550300 TRAVEL AND TRAININ	3,500.00	3,500.00	.00	.00	.00	3,500.00	.0
01103010 550500 ASSOCIATION DUES	300.00	300.00	.00	.00	.00	300.00	.0
TOTAL JUDICIAL COMPLIANCE	442,446.00	442,446.00	148,130.48	47,998.93	.00	294,315.52	33.5%

031 JUSTICE OF THE PEACE PCT 1

01103120 500100 ELECTED OFFICIALS	88,908.00	88,908.00	28,730.84	10,258.62	.00	60,177.16	32.3
01103120 500200 APPOINTED OFFICIAL	.00	78,985.00	5,969.31	.00	.00	73,015.69	7.6
01103120 500600 STAFF EMPLOYEES	195,378.00	195,378.00	65,353.88	20,845.97	.00	130,024.12	33.4
01103120 510100 FICA	17,627.00	17,627.00	5,949.98	1,869.16	.00	11,677.02	33.8
01103120 510200 MEDICARE	4,340.00	4,340.00	1,391.56	437.15	.00	2,948.44	32.1
01103120 510300 RETIREMENT	31,574.00	31,574.00	11,115.99	3,455.72	.00	20,458.01	35.2
01103120 510400 GROUP HEALTH INSUR	51,090.00	51,090.00	14,555.69	3,465.00	.00	36,534.31	28.5
01103120 510500 GROUP DENTAL INSUR	2,756.00	2,756.00	805.02	201.00	.00	1,950.98	29.2
01103120 510600 LIFE INSURANCE	100.00	100.00	70.48	6.62	.00	29.52	70.5
01103120 510700 UNEMPLOYMENT INSUR	254.00	254.00	85.51	27.99	.00	168.49	33.7
01103120 510900 WORKER'S COMPENSAT	753.00	753.00	192.61	56.30	.00	560.39	25.6
01103120 520100 SUPPLIES/OTH OPER	4,700.00	4,700.00	1,635.63	758.93	1,761.74	1,302.63	72.3
01103120 550300 TRAVEL AND TRAININ	200.00	200.00	.00	.00	.00	200.00	.0
01103120 550500 ASSOCIATION DUES	705.00	705.00	.00	.00	.00	705.00	.0
01103120 580100 INSURANCE AND BOND	150.00	150.00	51.48	51.48	.00	98.52	34.3
TOTAL JUSTICE OF THE PEACE PCT	398,535.00	477,520.00	135,907.98	41,433.94	1,761.74	339,850.28	28.8%

032 JUSTICE OF THE PEACE PCT 2

01103220 500100 ELECTED OFFICIALS	88,908.00	88,908.00	30,440.61	10,258.62	.00	58,467.39	34.2
01103220 500600 STAFF EMPLOYEES	174,254.00	174,254.00	58,215.14	20,727.60	.00	116,038.86	33.4
01103220 500900 PART TIME POSITION	7,917.00	7,917.00	.00	.00	.00	7,917.00	.0
01103220 510100 FICA	16,808.00	16,808.00	5,234.97	1,855.17	.00	11,573.03	31.1

BUDGET SUMMARIES REPORT
ACCOUNT SUMMARY JANUARY 2025

FOR 2025 04

	ORIGINAL APPROP	REVISED BUDGET	YTD ACTUAL	MTD ACTUAL	ENCUMBRANCES	AVAILABLE BUDGET	PCT USE/COL
01103220 510200 MEDICARE	4,072.00	4,072.00	1,224.28	433.86	.00	2,847.72	30.1
01103220 510300 RETIREMENT	30,106.00	30,106.00	9,849.62	3,442.56	.00	20,256.38	32.7
01103220 510400 GROUP HEALTH INSUR	35,620.00	35,620.00	14,527.58	4,980.00	.00	21,092.42	40.8
01103220 510500 GROUP DENTAL INSUR	1,508.00	1,508.00	628.16	222.00	.00	879.84	41.7
01103220 510600 LIFE INSURANCE	100.00	100.00	72.49	11.10	.00	27.51	72.5
01103220 510700 UNEMPLOYMENT INSUR	236.00	236.00	58.55	18.66	.00	177.45	24.8
01103220 510900 WORKER'S COMPENSAT	491.00	491.00	157.15	55.95	.00	333.85	32.0
01103220 520100 SUPPLIES/OTH OPER	13,917.00	13,917.00	924.87	533.50	1,320.10	11,672.03	16.1
01103220 550300 TRAVEL AND TRAININ	5,700.00	5,700.00	.00	.00	.00	5,700.00	.0
01103220 550500 ASSOCIATION DUES	705.00	705.00	.00	.00	.00	705.00	.0
01103220 580100 INSURANCE AND BOND	249.00	249.00	.00	.00	.00	249.00	.0

TOTAL JUSTICE OF THE PEACE PCT 380,591.00 380,591.00 121,333.42 42,539.02 1,320.10 257,937.48 32.2%

033 JUSTICE OF THE PEACE PCT 3

01103320 500100 ELECTED OFFICIALS	88,908.00	88,908.00	30,440.61	10,258.62	.00	58,467.39	34.2
01103320 500600 STAFF EMPLOYEES	196,229.00	196,229.00	65,830.84	21,099.51	.00	130,398.16	33.5
01103320 500800 TEMPORARY	10,000.00	10,000.00	.00	.00	.00	10,000.00	.0
01103320 510100 FICA	18,298.00	18,298.00	5,684.89	1,847.18	.00	12,613.11	31.1
01103320 510200 MEDICARE	4,498.00	4,498.00	1,329.58	432.00	.00	3,168.42	29.6
01103320 510300 RETIREMENT	31,668.00	31,668.00	10,695.71	3,483.87	.00	20,972.29	33.8
01103320 510400 GROUP HEALTH INSUR	48,360.00	48,360.00	15,365.83	5,580.00	.00	32,994.17	31.8
01103320 510500 GROUP DENTAL INSUR	2,522.00	2,522.00	773.85	270.00	.00	1,748.15	30.7
01103320 510600 LIFE INSURANCE	100.00	100.00	67.35	9.99	.00	32.65	67.4
01103320 510700 UNEMPLOYMENT INSUR	268.00	268.00	66.77	18.99	.00	201.23	24.9
01103320 510900 WORKER'S COMPENSAT	782.00	782.00	177.82	57.00	.00	604.18	22.7
01103320 520100 SUPPLIES/OTH OPER	9,000.00	9,000.00	790.95	390.77	800.00	7,409.05	17.7
01103320 523100 NON-CAPITAL EQUIPM	3,890.00	3,890.00	.00	.00	.00	3,890.00	.0
01103320 550300 TRAVEL AND TRAININ	10,000.00	10,000.00	270.00	.00	.00	9,730.00	2.7
01103320 550500 ASSOCIATION DUES	715.00	715.00	.00	.00	.00	715.00	.0

TOTAL JUSTICE OF THE PEACE PCT 425,238.00 425,238.00 131,494.20 43,447.93 800.00 292,943.80 31.1%

034 JUSTICE OF THE PEACE PCT 4

01103420 500100 ELECTED OFFICIALS	88,908.00	88,908.00	30,440.61	10,258.62	.00	58,467.39	34.2
01103420 500600 STAFF EMPLOYEES	188,681.00	188,681.00	65,978.21	21,800.91	.00	122,702.79	35.0
01103420 510100 FICA	17,334.00	17,334.00	5,517.98	1,825.18	.00	11,816.02	31.8
01103420 510200 MEDICARE	4,055.00	4,055.00	1,290.54	426.88	.00	2,764.46	31.8

BUDGET SUMMARIES REPORT
ACCOUNT SUMMARY JANUARY 2025

FOR 2025 04

	ORIGINAL APPROP	REVISED BUDGET	YTD ACTUAL	MTD ACTUAL	ENCUMBRANCES	AVAILABLE BUDGET	PCT USE/COL
01103420 510300 RETIREMENT	31,051.00	31,051.00	10,733.66	3,561.81	.00	20,317.34	34.6
01103420 510400 GROUP HEALTH INSUR	71,240.00	71,240.00	23,993.74	8,179.79	.00	47,246.26	33.7
01103420 510500 GROUP DENTAL INSUR	2,857.00	2,857.00	960.38	328.47	.00	1,896.62	33.6
01103420 510600 LIFE INSURANCE	100.00	100.00	75.42	10.27	.00	24.58	75.4
01103420 510700 UNEMPLOYMENT INSUR	248.00	248.00	66.99	19.63	.00	181.01	27.0
01103420 510900 WORKER'S COMPENSAT	515.00	515.00	178.69	58.87	.00	336.31	34.7
01103420 520100 SUPPLIES/OTH OPER	6,000.00	6,000.00	1,498.73	774.85	1,753.68	2,747.59	54.2
01103420 522800 LAW BOOKS	250.00	250.00	.00	.00	.00	250.00	.0
01103420 550300 TRAVEL AND TRAININ	3,500.00	3,500.00	717.96	.00	.00	2,782.04	20.5
01103420 550500 ASSOCIATION DUES	350.00	350.00	70.00	70.00	.00	280.00	20.0
TOTAL JUSTICE OF THE PEACE PCT	415,089.00	415,089.00	141,522.91	47,315.28	1,753.68	271,812.41	34.5%
038 CENTRAL JURY							
01103820 520100 SUPPLIES/OTH OPER	27,527.00	27,527.00	1,143.80	.00	1,856.20	24,527.00	10.9
01103820 590100 JURY PAY	339,000.00	339,000.00	75,980.10	7,215.70	1,000.00	262,019.90	22.7
TOTAL CENTRAL JURY	366,527.00	366,527.00	77,123.90	7,215.70	2,856.20	286,546.90	21.8%
039 JUDICIAL							
01103920 522800 LAW BOOKS	11,000.00	11,000.00	2,475.00	825.00	7,425.00	1,100.00	90.0
01103920 560100 APPOINTED ATTYS-CI	1,062,000.00	1,062,000.00	348,929.08	120,120.58	.00	713,070.92	32.9
01103920 560200 APPOINTED ATTYS-CR	750,000.00	750,000.00	350.00	.00	.00	749,650.00	.0
01103920 560300 APPOINTED ATTYS-JU	140,000.00	140,000.00	28,800.00	7,700.00	.00	111,200.00	20.6
01103920 560400 APPOINTED ATTYS-ME	25,000.00	25,000.00	7,180.00	2,475.00	.00	17,820.00	28.7
01103920 560500 COURT REPORTER TRA	200,000.00	200,000.00	72,659.50	24,596.00	.00	127,340.50	36.3
01103920 560700 APPTD JUDGE/REPTE	70,000.00	70,000.00	17,870.11	12,812.50	.00	52,129.89	25.5
01103920 560800 WITNESS/INTERPRETE	45,000.00	45,000.00	16,813.09	3,640.88	1,486.91	26,700.00	40.7
01103920 561100 INMATE MEDICAL	10,000.00	10,000.00	1,160.00	.00	.00	8,840.00	11.6
01103920 561400 PROFESSIONAL SERVI	180,000.00	180,000.00	56,400.00	13,600.00	.00	123,600.00	31.3
01103920 562200 CONTRACT SERVICES	7,231,610.00	7,231,610.00	4,308,548.48	10,942.33	2,851,416.52	71,645.00	99.0
01103920 562320 EXPERT WITNESS-JUV	560.00	560.00	.00	.00	.00	560.00	.0
01103920 562700 EXPERT WITNESS-CRI	150,000.00	150,000.00	123,731.88	42,029.40	.00	26,268.12	82.5
01103920 564100 INVESTIGATOR EXP-C	1,000.00	1,000.00	.00	.00	.00	1,000.00	.0
01103920 564210 INVESTIGATOR EXP-C	300,000.00	300,000.00	34,380.00	11,397.50	.00	265,620.00	11.5
01103920 564300 INVESTIGATOR EXP-J	300.00	300.00	.00	.00	.00	300.00	.0
01103920 590200 JURY EXPENSE	4,000.00	4,000.00	816.19	.00	2,370.71	813.10	79.7
01103920 599960 JUDICIAL SUPPORT	66,538.00	66,538.00	65,925.46	.00	.00	612.54	99.1

BUDGET SUMMARIES REPORT
ACCOUNT SUMMARY JANUARY 2025

FOR 2025 04

	ORIGINAL APPROP	REVISED BUDGET	YTD ACTUAL	MTD ACTUAL	ENCUMBRANCES	AVAILABLE BUDGET	PCT USE/COL
TOTAL JUDICIAL	10,247,008.00	10,247,008.00	5,086,038.79	250,139.19	2,862,699.14	2,298,270.07	77.6%
040 DISTRICT ATTORNEY							
01104025 500100 ELECTED OFFICIALS	30,000.00	30,000.00	10,269.26	3,461.55	.00	19,730.74	34.2
01104025 500200 APPOINTED OFFICIAL	332,447.00	332,447.00	115,321.50	38,033.88	.00	217,125.50	34.7
01104025 500600 STAFF EMPLOYEES	6,973,064.00	6,973,064.00	2,269,758.45	750,019.80	.00	4,703,305.55	32.6
01104025 500700 OVERTIME COMPENSAT	5,720.00	5,720.00	.00	.00	.00	5,720.00	.0
01104025 500800 TEMPORARY	54,065.00	54,065.00	6,367.05	2,886.75	.00	47,697.95	11.8
01104025 500900 PART TIME POSITION	52,366.00	52,366.00	15,008.75	4,733.38	.00	37,357.25	28.7
01104025 510100 FICA	461,121.00	461,121.00	146,528.34	48,854.75	.00	314,592.66	31.8
01104025 510200 MEDICARE	107,842.00	107,842.00	34,379.74	11,425.69	.00	73,462.26	31.9
01104025 510300 RETIREMENT	818,646.00	818,646.00	271,170.61	90,149.82	.00	547,475.39	33.1
01104025 510400 GROUP HEALTH INSUR	688,350.00	688,350.00	230,732.62	83,136.33	.00	457,617.38	33.5
01104025 510500 GROUP DENTAL INSUR	34,606.00	34,606.00	11,431.81	4,069.80	.00	23,174.19	33.0
01104025 510600 LIFE INSURANCE	1,700.00	1,700.00	1,182.27	170.58	.00	517.73	69.5
01104025 510700 UNEMPLOYMENT INSUR	9,525.00	9,525.00	2,464.06	730.18	.00	7,060.94	25.9
01104025 510900 WORKER'S COMPENSAT	29,954.00	29,954.00	6,583.80	2,191.04	.00	23,370.20	22.0
01104025 520100 SUPPLIES/OTH OPER	54,245.00	54,245.00	9,341.75	1,795.00	18,068.31	26,834.94	50.5
01104025 522800 LAW BOOKS	22,500.00	22,500.00	7,245.55	1,827.14	15,254.45	.00	100.0
01104025 530100 EQUIPMENT OPER/MAI	6,200.00	6,200.00	.00	.00	.00	6,200.00	.0
01104025 530200 VEHICLE OPERATION/	37,500.00	37,500.00	4,414.29	1,239.69	25,585.71	7,500.00	80.0
01104025 550300 TRAVEL AND TRAININ	14,250.00	14,250.00	4,153.04	370.20	.00	10,096.96	29.1
01104025 550500 ASSOCIATION DUES	9,000.00	9,000.00	98.00	.00	.00	8,902.00	1.1
01104025 560600 TRANSCRIPTIONS & A	40,000.00	40,000.00	2,838.00	1,218.00	.00	37,162.00	7.1
01104025 561400 PROFESSIONAL SERVI	4,000.00	4,000.00	559.90	70.40	.00	3,440.10	14.0
01104025 562200 CONTRACT SERVICES	202,000.00	202,000.00	77,245.56	49,939.70	124,754.44	.00	100.0
01104025 562700 EXPERT WITNESS-CRI	90,000.00	90,000.00	25,492.89	.00	7,500.00	57,007.11	36.7
01104025 604000 CAPITAL OUTLAY-DIS	95,000.00	95,000.00	.00	.00	93,712.51	1,287.49	98.6
TOTAL DISTRICT ATTORNEY	10,174,101.00	10,174,101.00	3,252,587.24	1,096,323.68	284,875.42	6,636,638.34	34.8%

041 CONSTABLE PCT 1

01104130 500100 ELECTED OFFICIALS	67,907.00	67,907.00	23,250.23	7,835.43	.00	44,656.77	34.2
01104130 500600 STAFF EMPLOYEES	93,496.00	93,496.00	32,856.21	10,911.77	.00	60,639.79	35.1
01104130 510100 FICA	10,007.00	10,007.00	3,435.36	1,149.34	.00	6,571.64	34.3
01104130 510200 MEDICARE	2,340.00	2,340.00	803.41	268.81	.00	1,536.59	34.3
01104130 510300 RETIREMENT	17,924.00	17,924.00	6,233.40	2,082.81	.00	11,690.60	34.8

BUDGET SUMMARIES REPORT
ACCOUNT SUMMARY JANUARY 2025

FOR 2025 04

	ORIGINAL APPROP	REVISED BUDGET	YTD ACTUAL	MTD ACTUAL	ENCUMBRANCES	AVAILABLE BUDGET	PCT USE/COL
01104130 510400 GROUP HEALTH INSUR	22,620.00	22,620.00	7,702.83	2,610.00	.00	14,917.17	34.1
01104130 510500 GROUP DENTAL INSUR	1,248.00	1,248.00	421.71	144.00	.00	826.29	33.8
01104130 510600 LIFE INSURANCE	60.00	60.00	46.32	6.66	.00	13.68	77.2
01104130 510700 UNEMPLOYMENT INSUR	122.00	122.00	33.24	9.84	.00	88.76	27.2
01104130 510900 WORKER'S COMPENSAT	6,121.00	6,121.00	1,386.55	460.49	.00	4,734.45	22.7
01104130 520100 SUPPLIES/OTH OPER	2,100.00	2,100.00	308.99	.00	27.00	1,764.01	16.0
01104130 522400 UNIFORMS	2,000.00	2,000.00	.00	.00	.00	2,000.00	.0
01104130 522800 LAW BOOKS	100.00	100.00	.00	.00	.00	100.00	.0
01104130 523100 NON-CAPITAL EQUIPM	4,495.00	4,657.00	.00	.00	4,656.10	.90	100.0
01104130 530200 VEHICLE OPERATION/	21,000.00	21,000.00	1,383.69	384.31	9,230.97	10,385.34	50.5
01104130 540100 COMMUNICATIONS - M	4,100.00	4,100.00	298.08	.00	3,076.88	725.04	82.3
01104130 550300 TRAVEL AND TRAININ	2,000.00	1,838.00	330.00	.00	.00	1,508.00	18.0
01104130 550500 ASSOCIATION DUES	310.00	310.00	.00	.00	285.00	25.00	91.9
01104130 580100 INSURANCE AND BOND	178.00	178.00	178.00	.00	.00	.00	100.0
TOTAL CONSTABLE PCT 1	258,128.00	258,128.00	78,668.02	25,863.46	17,275.95	162,184.03	37.2%
042 CONSTABLE PCT 2							
01104230 500100 ELECTED OFFICIALS	67,907.00	67,907.00	23,250.23	7,835.43	.00	44,656.77	34.2
01104230 510100 FICA	4,211.00	4,211.00	1,354.09	456.38	.00	2,856.91	32.2
01104230 510200 MEDICARE	984.00	984.00	316.68	106.74	.00	667.32	32.2
01104230 510300 RETIREMENT	7,537.00	7,537.00	2,583.08	870.51	.00	4,953.92	34.3
01104230 510400 GROUP HEALTH INSUR	14,040.00	14,040.00	4,789.89	1,620.00	.00	9,250.11	34.1
01104230 510500 GROUP DENTAL INSUR	520.00	520.00	175.29	60.00	.00	344.71	33.7
01104230 510600 LIFE INSURANCE	20.00	20.00	15.44	2.22	.00	4.56	77.2
01104230 520100 SUPPLIES/OTH OPER	2,500.00	2,500.00	464.66	27.11	205.26	1,830.08	26.8
01104230 522400 UNIFORMS	750.00	750.00	106.94	106.94	.00	643.06	14.3
01104230 530200 VEHICLE OPERATION/	10,000.00	10,000.00	844.39	368.84	2,851.61	6,304.00	37.0
01104230 540100 COMMUNICATIONS - M	3,000.00	3,000.00	305.61	107.89	1,727.79	966.60	67.8
01104230 550300 TRAVEL AND TRAININ	1,500.00	1,500.00	330.00	.00	.00	1,170.00	22.0
01104230 580100 INSURANCE AND BOND	200.00	200.00	178.00	.00	.00	22.00	89.0
TOTAL CONSTABLE PCT 2	113,169.00	113,169.00	34,714.30	11,562.06	4,784.66	73,670.04	34.9%
043 CONSTABLE PCT 3							
01104330 500100 ELECTED OFFICIALS	67,907.00	67,907.00	23,293.65	7,835.43	.00	44,613.35	34.3
01104330 500600 STAFF EMPLOYEES	55,596.00	55,596.00	15,657.22	6,607.39	.00	39,938.78	28.2
01104330 510100 FICA	7,658.00	7,658.00	2,321.64	863.12	.00	5,336.36	30.3

BUDGET SUMMARIES REPORT
ACCOUNT SUMMARY JANUARY 2025

FOR 2025 04

	ORIGINAL APPROP	REVISED BUDGET	YTD ACTUAL	MTD ACTUAL	ENCUMBRANCES	AVAILABLE BUDGET	PCT USE/COL
01104330 510200 MEDICARE	1,791.00	1,791.00	542.97	201.87	.00	1,248.03	30.3
01104330 510300 RETIREMENT	13,291.00	13,291.00	4,327.42	1,604.58	.00	8,963.58	32.6
01104330 510400 GROUP HEALTH INSUR	19,240.00	19,240.00	6,016.18	2,220.00	.00	13,223.82	31.3
01104330 510500 GROUP DENTAL INSUR	884.00	884.00	269.60	102.00	.00	614.40	30.5
01104330 510600 LIFE INSURANCE	40.00	40.00	26.62	4.44	.00	13.38	66.6
01104330 510700 UNEMPLOYMENT INSUR	72.00	72.00	15.45	5.94	.00	56.55	21.5
01104330 510900 WORKER'S COMPENSAT	2,346.00	2,346.00	660.71	278.82	.00	1,685.29	28.2
01104330 520100 SUPPLIES/OTH OPER	1,700.00	1,700.00	844.58	97.32	.00	855.42	49.7
01104330 522400 UNIFORMS	2,800.00	2,800.00	350.50	.00	1,510.00	939.50	66.4
01104330 522800 LAW BOOKS	200.00	200.00	.00	.00	.00	200.00	.0
01104330 523100 NON-CAPITAL EQUIPM	12,010.00	12,010.00	4,297.84	.00	.00	7,712.16	35.8
01104330 530100 EQUIPMENT OPER/MAI	6,415.00	6,415.00	916.64	.00	.00	5,498.36	14.3
01104330 530200 VEHICLE OPERATION/	32,000.00	24,685.00	607.93	154.02	4,467.29	19,609.78	20.6
01104330 530800 SOFTWARE MAINTENAN	157.00	157.00	.00	.00	.00	157.00	.0
01104330 540100 COMMUNICATIONS - M	6,000.00	6,000.00	171.65	97.13	1,628.35	4,200.00	30.0
01104330 550300 TRAVEL AND TRAININ	3,000.00	3,000.00	100.00	.00	.00	2,900.00	3.3
01104330 550500 ASSOCIATION DUES	250.00	250.00	.00	.00	.00	250.00	.0
01104330 664300 CAPITAL OUTLAY-CON	59,507.00	66,822.00	62,595.00	62,595.00	.00	4,227.00	93.7
TOTAL CONSTABLE PCT 3	292,864.00	292,864.00	123,015.60	82,667.06	7,605.64	162,242.76	44.6%

044 CONSTABLE PCT 4

01104430 500100 ELECTED OFFICIALS	67,907.00	67,907.00	23,293.65	7,835.43	.00	44,613.35	34.3
01104430 510100 FICA	4,211.00	4,211.00	1,383.01	460.10	.00	2,827.99	32.8
01104430 510200 MEDICARE	985.00	985.00	323.46	107.61	.00	661.54	32.8
01104430 510300 RETIREMENT	7,465.00	7,465.00	2,587.92	870.51	.00	4,877.08	34.7
01104430 510400 GROUP HEALTH INSUR	7,540.00	7,540.00	2,567.61	870.00	.00	4,972.39	34.1
01104430 510500 GROUP DENTAL INSUR	702.00	702.00	240.77	81.00	.00	461.23	34.3
01104430 510600 LIFE INSURANCE	20.00	20.00	14.33	1.11	.00	5.67	71.7
01104430 520100 SUPPLIES/OTH OPER	1,700.00	1,700.00	356.09	356.09	.00	1,343.91	20.9
01104430 522400 UNIFORMS	700.00	700.00	.00	.00	.00	700.00	.0
01104430 522800 LAW BOOKS	200.00	200.00	.00	.00	.00	200.00	.0
01104430 530100 EQUIPMENT OPER/MAI	300.00	300.00	.00	.00	.00	300.00	.0
01104430 530200 VEHICLE OPERATION/	8,500.00	8,500.00	744.72	237.30	3,255.28	4,500.00	47.1
01104430 540100 COMMUNICATIONS - M	2,500.00	2,500.00	215.59	.00	684.41	1,600.00	36.0
01104430 550300 TRAVEL AND TRAININ	3,000.00	3,000.00	.00	.00	.00	3,000.00	.0
01104430 550500 ASSOCIATION DUES	300.00	300.00	.00	.00	.00	300.00	.0
01104430 580100 INSURANCE AND BOND	200.00	200.00	178.00	.00	.00	22.00	89.0
TOTAL CONSTABLE PCT 4	106,230.00	106,230.00	31,905.15	10,819.15	3,939.69	70,385.16	33.7%

045 MEDICAL EXAMINER

01104530 500200 APPOINTED OFFICIAL	139,298.00	139,298.00	47,700.56	16,045.20	.00	91,597.44	34.2
------------------------------------	------------	------------	-----------	-----------	-----	-----------	------

BUDGET SUMMARIES REPORT
ACCOUNT SUMMARY JANUARY 2025

FOR 2025 04

	ORIGINAL APPROP	REVISED BUDGET	YTD ACTUAL	MTD ACTUAL	ENCUMBRANCES	AVAILABLE BUDGET	PCT USE/COL
01104530 500600 STAFF EMPLOYEES	627,881.00	627,881.00	154,936.22	51,466.13	.00	472,944.78	24.7
01104530 500700 OVERTIME COMPENSAT	1,000.00	1,000.00	.00	.00	.00	1,000.00	.0
01104530 510100 FICA	47,372.00	47,372.00	12,181.69	4,054.60	.00	35,190.31	25.7
01104530 510200 MEDICARE	11,079.00	11,079.00	2,848.94	948.25	.00	8,230.06	25.7
01104530 510300 RETIREMENT	84,709.00	84,709.00	22,512.92	7,500.50	.00	62,196.08	26.6
01104530 510400 GROUP HEALTH INSUR	80,860.00	80,860.00	21,877.11	6,210.00	.00	58,982.89	27.1
01104530 510500 GROUP DENTAL INSUR	3,952.00	3,952.00	963.63	282.00	.00	2,988.37	24.4
01104530 510600 LIFE INSURANCE	240.00	240.00	111.94	11.10	.00	128.06	46.6
01104530 510700 UNEMPLOYMENT INSUR	993.00	993.00	206.03	60.75	.00	786.97	20.7
01104530 510900 WORKER'S COMPENSAT	9,151.00	9,151.00	2,492.41	830.38	.00	6,658.59	27.2
01104530 520100 SUPPLIES/OTH OPER	119,726.00	100,738.00	28,712.38	6,924.39	42,416.96	29,608.66	70.6
01104530 522400 UNIFORMS	5,000.00	5,000.00	1,405.53	1,405.53	3,401.49	192.98	96.1
01104530 530200 VEHICLE OPERATION/	60,000.00	60,000.00	861.24	306.79	19,138.76	40,000.00	33.3
01104530 540100 COMMUNICATIONS - M	5,781.00	7,222.00	3,055.28	2,902.76	4,165.92	.80	100.0
01104530 550300 TRAVEL AND TRAININ	30,000.00	30,000.00	6,556.05	.00	.00	23,443.95	21.9
01104530 550500 ASSOCIATION DUES	450.00	500.00	.00	.00	.00	500.00	.0
01104530 561400 PROFESSIONAL SERVI	1,356,000.00	1,356,000.00	589,916.14	297,016.40	766,083.86	.00	100.0
01104530 562200 CONTRACT SERVICES	37,000.00	37,000.00	12,195.00	5,225.00	24,805.00	.00	100.0
01104530 570200 BUILDING RENTAL	251,952.00	269,449.00	251,952.00	.00	.00	17,497.00	93.5
01104530 580100 INSURANCE AND BOND	100.00	100.00	.00	.00	.00	100.00	.0
TOTAL MEDICAL EXAMINER	2,872,544.00	2,872,544.00	1,160,485.07	401,189.78	860,011.99	852,046.94	70.3%

046 SHERIFF

01104630 500100 ELECTED OFFICIALS	129,986.00	129,986.00	44,505.00	14,998.38	.00	85,481.00	34.2
01104630 500600 STAFF EMPLOYEES	11,995,663.00	11,995,663.00	3,866,121.85	1,278,217.90	.00	8,129,541.15	32.2
01104630 500700 OVERTIME COMPENSAT	315,000.00	315,000.00	200,191.45	73,024.85	.00	114,808.55	63.6
01104630 500900 PART TIME POSITION	72,322.00	72,322.00	21,890.78	7,315.91	.00	50,431.22	30.3
01104630 501300 LONGEVITY	65,000.00	65,000.00	19,824.50	5,095.00	.00	45,175.50	30.5
01104630 501400 INCENTIVE PAY	325,400.00	325,400.00	130,054.58	44,530.91	.00	195,345.42	40.0
01104630 510100 FICA	793,782.00	793,782.00	254,481.96	84,764.73	.00	539,300.04	32.1
01104630 510200 MEDICARE	185,644.00	185,644.00	59,515.93	19,824.07	.00	126,128.07	32.1
01104630 510300 RETIREMENT	1,420,757.00	1,420,757.00	478,057.37	159,144.89	.00	942,699.63	33.6
01104630 510400 GROUP HEALTH INSUR	1,669,980.00	1,669,980.00	536,437.19	189,863.24	.00	1,133,542.81	32.1
01104630 510500 GROUP DENTAL INSUR	82,472.00	82,472.00	26,490.84	9,291.00	.00	55,981.16	32.1
01104630 510600 LIFE INSURANCE	3,420.00	3,420.00	2,418.66	351.29	.00	1,001.34	70.7
01104630 510700 UNEMPLOYMENT INSUR	13,372.00	13,372.00	4,307.36	1,275.75	.00	9,064.64	32.2
01104630 510900 WORKER'S COMPENSAT	518,343.00	518,343.00	179,706.24	59,816.35	.00	338,636.76	34.7
01104630 520100 SUPPLIES/OTH OPER	427,500.00	427,500.00	109,444.78	52,528.00	65,503.71	252,551.51	40.9
01104630 522400 UNIFORMS	241,400.00	241,400.00	40,141.42	12,762.61	119,063.53	82,195.05	66.0
01104630 522800 LAW BOOKS	3,500.00	3,500.00	1,202.70	.00	.00	2,297.30	34.4

BUDGET SUMMARIES REPORT
ACCOUNT SUMMARY JANUARY 2025

FOR 2025 04

	ORIGINAL APPROP	REVISED BUDGET	YTD ACTUAL	MTD ACTUAL	ENCUMBRANCES	AVAILABLE BUDGET	PCT USE/COL
01104630 523100 NON-CAPITAL EQUIPM	377,055.00	377,055.00	264,910.52	117,445.99	20,364.04	91,780.44	75.7
01104630 530100 EQUIPMENT OPER/MAI	207,200.00	207,200.00	191.67	50.51	11,358.84	195,649.49	5.6
01104630 530200 VEHICLE OPERATION/	1,304,190.00	1,304,190.00	206,050.29	81,588.66	1,071,419.18	26,720.53	98.0
01104630 540100 COMMUNICATIONS - M	148,640.00	148,640.00	26,052.71	12,279.66	87,927.29	34,660.00	76.7
01104630 550300 TRAVEL AND TRAININ	113,400.00	113,400.00	20,308.28	1,966.75	324.31	92,767.41	18.2
01104630 550500 ASSOCIATION DUES	3,157.00	3,157.00	344.10	.00	.00	2,812.90	10.9
01104630 551100 LICENSE AND FEES	500.00	500.00	.00	.00	.00	500.00	.0
01104630 561300 EMPLOYEE MEDICAL S	5,000.00	5,000.00	2,114.42	.00	2,500.00	385.58	92.3
01104630 561400 PROFESSIONAL SERVI	32,400.00	32,400.00	1,423.09	470.90	10,295.00	20,681.91	36.2
01104630 562200 CONTRACT SERVICES	25,400.00	25,400.00	1,291.53	300.28	10,208.47	13,900.00	45.3
01104630 580100 INSURANCE AND BOND	1,200.00	1,200.00	138.75	.00	.00	1,061.25	11.6
01104630 590600 INVESTIGATIVE EXPE	10,000.00	10,000.00	320.64	107.00	.00	9,679.36	3.2
01104630 599400 EMERGENCY MGT OPER	12,000.00	12,000.00	930.15	152.52	.00	11,069.85	7.8
01104630 599700 CLEANUP PROGRAM	14,000.00	14,000.00	.00	.00	12,000.00	2,000.00	85.7
01104630 664600 CAPITAL OUTLAY-SHE	1,607,350.00	1,731,513.00	244,299.00	10,500.00	942,592.04	544,621.96	68.5
TOTAL SHERIFF	22,125,033.00	22,249,196.00	6,743,167.76	2,237,667.15	2,353,556.41	13,152,471.83	40.9%

047 DETENTION CENTER

01104730 500600 STAFF EMPLOYEES	23,193,815.00	23,193,815.00	7,299,184.14	2,412,497.88	.00	15,894,630.86	31.5
01104730 500700 OVERTIME COMPENSAT	2,010,000.00	2,010,000.00	1,180,038.95	454,156.00	.00	829,961.05	58.7
01104730 501300 LONGEVITY	48,000.00	48,000.00	8,953.00	2,310.00	.00	39,047.00	18.7
01104730 501400 INCENTIVE PAY	400,000.00	400,000.00	112,795.58	37,800.19	.00	287,204.42	28.2
01104730 510100 FICA	1,393,484.00	1,393,484.00	514,793.53	174,084.75	.00	878,690.47	36.9
01104730 510200 MEDICARE	325,896.00	325,896.00	120,395.01	40,713.36	.00	205,500.99	36.9
01104730 510300 RETIREMENT	2,497,035.00	2,497,035.00	956,217.43	323,107.55	.00	1,540,817.57	38.3
01104730 510400 GROUP HEALTH INSUR	3,081,390.00	3,081,390.00	958,305.88	347,781.17	.00	2,123,084.12	31.1
01104730 510500 GROUP DENTAL INSUR	154,284.00	154,284.00	47,256.10	16,652.07	.00	107,027.90	30.6
01104730 510600 LIFE INSURANCE	7,120.00	7,120.00	4,618.34	686.63	.00	2,501.66	64.9
01104730 510700 UNEMPLOYMENT INSUR	29,218.00	29,218.00	8,708.35	2,617.49	.00	20,509.65	29.8
01104730 510900 WORKER'S COMPENSAT	858,303.00	858,303.00	363,207.71	122,728.80	.00	495,095.29	42.3
01104730 520100 SUPPLIES/OTH OPER	431,500.00	431,500.00	48,390.54	26,056.25	276,643.97	106,465.49	75.3
01104730 520600 KITCHEN SUPPLIES	57,200.00	57,200.00	6,034.40	4,321.00	25,286.60	25,879.00	54.8
01104730 521900 FOOD	2,103,200.00	2,103,200.00	544,358.22	148,799.12	1,467,641.78	91,200.00	95.7
01104730 522400 UNIFORMS	215,204.00	215,204.00	43,155.70	16,279.33	115,190.90	56,857.40	73.6
01104730 522600 INMATE SUPPLIES	407,950.00	407,950.00	81,065.65	34,511.93	323,336.11	3,548.24	99.1
01104730 522800 LAW BOOKS	1,200.00	1,200.00	.00	.00	.00	1,200.00	.0
01104730 523100 NON-CAPITAL EQUIPM	13,800.00	13,800.00	6,631.00	.00	6,947.26	221.74	98.4
01104730 530100 EQUIPMENT OPER/MAI	82,450.00	82,450.00	5,966.38	3,363.47	47,204.87	29,278.75	64.5
01104730 540100 COMMUNICATIONS - M	67,700.00	67,700.00	12,951.72	4,468.55	37,048.28	17,700.00	73.9
01104730 550300 TRAVEL AND TRAININ	91,350.00	91,350.00	14,345.87	5,256.46	.00	77,004.13	15.7

BUDGET SUMMARIES REPORT
ACCOUNT SUMMARY JANUARY 2025

FOR 2025 04

	ORIGINAL APPROP	REVISED BUDGET	YTD ACTUAL	MTD ACTUAL	ENCUMBRANCES	AVAILABLE BUDGET	PCT USE/COL
01104730 550500 ASSOCIATION DUES	1,973.00	1,973.00	540.00	90.00	.00	1,433.00	27.4
01104730 551100 LICENSE AND FEES	3,000.00	3,000.00	385.00	.00	.00	2,615.00	12.8
01104730 561100 INMATE MEDICAL	1,000.00	1,000.00	.00	.00	.00	1,000.00	.0
01104730 561300 EMPLOYEE MEDICAL S	30,000.00	30,000.00	5,000.00	1,750.00	17,500.00	7,500.00	75.0
01104730 562200 CONTRACT SERVICES	2,400,604.00	2,400,604.00	607,195.89	592,081.13	1,793,012.03	396.08	100.0
01104730 570100 RENTALS AND LEASES	1,000.00	1,000.00	.00	.00	.00	1,000.00	.0
01104730 580100 INSURANCE AND BOND	3,500.00	3,500.00	71.00	71.00	2,329.00	1,100.00	68.6
01104730 664700 CAPITAL OUTLAY-JAI	308,000.00	308,000.00	10,194.68	.00	277,355.19	20,450.13	93.4
TOTAL DETENTION CENTER	40,219,176.00	40,219,176.00	12,960,760.07	4,772,184.13	4,389,495.99	22,868,919.94	43.1%
048 INMATE TRANSPORTATION							
01104830 520100 SUPPLIES/OTH OPER	10,700.00	10,700.00	.00	.00	.00	10,700.00	.0
01104830 523100 NON-CAPITAL EQUIPM	14,850.00	14,850.00	10,786.68	.00	.00	4,063.32	72.6
01104830 530200 VEHICLE OPERATION/	96,100.00	96,100.00	12,051.74	3,482.22	58,054.47	25,993.79	73.0
01104830 550100 INMATE TRANSPORTAT	85,000.00	85,000.00	25,778.65	3,133.42	2,061.25	57,160.10	32.8
01104830 561100 INMATE MEDICAL	120,000.00	120,000.00	4,480.26	662.76	24,644.74	90,875.00	24.3
01104830 590500 INMATE BOARD BILLS	3,175,000.00	3,175,000.00	248,470.00	58,540.00	1,761,530.00	1,165,000.00	63.3
TOTAL INMATE TRANSPORTATION	3,501,650.00	3,501,650.00	301,567.33	65,818.40	1,846,290.46	1,353,792.21	61.3%
049 PUBLIC SAFETY							
01104930 530100 EQUIPMENT OPER/MAI	500,000.00	500,000.00	499,346.96	.00	.00	653.04	99.9
01104930 562300 INTER LOCAL AGREEM	1,728,812.00	1,728,812.00	1,596,380.91	.00	65,452.09	66,979.00	96.1
01104930 562400 PRISONER REIMB - U	.00	.00	16,075.50	16,075.50	133,924.50	-150,000.00	100.0
01104930 563800 CONTRACT SERV-CARE	15,000.00	15,000.00	15,000.00	.00	.00	.00	100.0
TOTAL PUBLIC SAFETY	2,243,812.00	2,243,812.00	2,126,803.37	16,075.50	199,376.59	-82,367.96	103.7%
057 COMM SUPERVISION & CORRECTIONS							
01105735 520100 SUPPLIES/OTH OPER	14,420.00	14,420.00	2,927.35	2,303.36	6,117.89	5,374.76	62.7
TOTAL COMM SUPERVISION & CORRE	14,420.00	14,420.00	2,927.35	2,303.36	6,117.89	5,374.76	62.7%
061 FACILITY MAINTENANCE							
01106140 500600 STAFF EMPLOYEES	3,756,214.00	3,756,214.00	1,256,532.22	413,185.64	.00	2,499,681.78	33.5

BUDGET SUMMARIES REPORT
ACCOUNT SUMMARY JANUARY 2025

FOR 2025 04

	ORIGINAL APPROP	REVISED BUDGET	YTD ACTUAL	MTD ACTUAL	ENCUMBRANCES	AVAILABLE BUDGET	PCT USE/COL
01106140 500700 OVERTIME COMPENSAT	70,500.00	70,500.00	26,260.23	7,518.06	.00	44,239.77	37.2
01106140 500800 TEMPORARY	62,217.00	62,217.00	13,472.32	4,840.00	.00	48,744.68	21.7
01106140 500900 PART TIME POSITION	38,308.00	38,308.00	11,097.36	3,550.06	.00	27,210.64	29.0
01106140 510100 FICA	243,489.00	243,489.00	78,366.58	25,683.86	.00	165,122.42	32.2
01106140 510200 MEDICARE	56,945.00	56,945.00	18,328.01	6,006.66	.00	38,616.99	32.2
01106140 510300 RETIREMENT	429,403.00	429,403.00	144,069.27	47,134.48	.00	285,333.73	33.6
01106140 510400 GROUP HEALTH INSUR	561,210.00	561,210.00	184,826.78	65,505.00	.00	376,383.22	32.9
01106140 510500 GROUP DENTAL INSUR	30,940.00	30,940.00	10,241.57	3,549.00	.00	20,698.43	33.1
01106140 510600 LIFE INSURANCE	1,440.00	1,440.00	1,042.83	143.61	.00	397.17	72.4
01106140 510700 UNEMPLOYMENT INSUR	5,106.00	5,106.00	1,325.28	386.17	.00	3,780.72	26.0
01106140 510900 WORKER'S COMPENSAT	179,635.00	179,635.00	61,580.66	20,167.37	.00	118,054.34	34.3
01106140 520100 SUPPLIES/OTH OPER	318,042.00	318,042.00	57,468.89	19,521.50	79,584.07	180,989.04	43.1
01106140 523100 NON-CAPITAL EQUIPM	47,700.00	47,700.00	1,850.00	1,850.00	2,950.00	42,900.00	10.1
01106140 530100 EQUIPMENT OPER/MAI	249,489.00	249,489.00	100,199.82	30,698.35	73,228.39	76,060.79	69.5
01106140 530200 VEHICLE OPERATION/	57,200.00	57,200.00	9,181.89	1,035.90	15,905.05	32,113.06	43.9
01106140 530500 BUILDING MAINTENAN	392,826.00	392,826.00	104,034.63	28,716.42	114,459.40	174,331.97	55.6
01106140 530900 GROUNDS MAINTENANC	20,710.00	20,710.00	5,151.39	2,168.62	4,500.00	11,058.61	46.6
01106140 540100 COMMUNICATIONS - M	50,000.00	50,000.00	6,131.69	3,049.96	23,868.31	20,000.00	60.0
01106140 540600 UTILITIES	2,663,600.00	2,663,600.00	549,419.46	188,775.84	1,277,842.99	836,337.55	68.6
01106140 550300 TRAVEL AND TRAININ	95,312.00	95,312.00	12,400.77	424.78	1,311.00	81,600.23	14.4
01106140 551100 LICENSE AND FEES	5,525.00	5,525.00	.00	.00	.00	5,525.00	.0
01106140 562200 CONTRACT SERVICES	218,532.00	218,532.00	84,930.49	13,961.64	71,619.37	61,982.14	71.6
01106140 570100 RENTALS AND LEASES	5,000.00	5,000.00	405.41	405.41	.00	4,594.59	8.1
01106140 585000 TAXES	5,000.00	5,000.00	1,351.99	391.48	3,648.01	.00	100.0
TOTAL FACILITY MAINTENANCE	9,564,343.00	9,564,343.00	2,739,669.54	888,669.81	1,668,916.59	5,155,756.87	46.1%
064 AUTO THEFT TASK FORCE							
01106425 520100 SUPPLIES/OTH OPER	11,959.00	11,959.00	.00	.00	8,712.94	3,246.06	72.9
TOTAL AUTO THEFT TASK FORCE	11,959.00	11,959.00	.00	.00	8,712.94	3,246.06	72.9%
068 GENERAL ASSISTANCE							
01106855 500600 STAFF EMPLOYEES	227,307.00	227,307.00	79,683.03	26,031.54	.00	147,623.97	35.1
01106855 500900 PART TIME POSITION	7,741.00	7,741.00	.00	.00	.00	7,741.00	.0
01106855 510100 FICA	14,573.00	14,573.00	4,726.50	1,541.98	.00	9,846.50	32.4
01106855 510200 MEDICARE	3,409.00	3,409.00	1,105.39	360.60	.00	2,303.61	32.4
01106855 510300 RETIREMENT	23,940.00	23,940.00	8,852.81	2,892.12	.00	15,087.19	37.0

BUDGET SUMMARIES REPORT
ACCOUNT SUMMARY JANUARY 2025

FOR 2025 04

	ORIGINAL APPROP	REVISED BUDGET	YTD ACTUAL	MTD ACTUAL	ENCUMBRANCES	AVAILABLE BUDGET	PCT USE/COL
01106855 510400 GROUP HEALTH INSUR	40,820.00	40,820.00	13,920.37	4,710.00	.00	26,899.63	34.1
01106855 510500 GROUP DENTAL INSUR	1,820.00	1,820.00	615.27	210.00	.00	1,204.73	33.8
01106855 510600 LIFE INSURANCE	80.00	80.00	61.76	8.88	.00	18.24	77.2
01106855 510700 UNEMPLOYMENT INSUR	305.00	305.00	80.73	23.46	.00	224.27	26.5
01106855 510900 WORKER'S COMPENSAT	635.00	635.00	215.16	70.29	.00	419.84	33.9
01106855 520100 SUPPLIES/OTH OPER	4,000.00	3,680.00	47.85	.00	992.15	2,640.00	28.3
01106855 540100 COMMUNICATIONS - M	700.00	1,020.00	223.26	74.42	476.74	320.00	68.6
01106855 561900 FUNERALS	137,000.00	137,000.00	21,405.00	.00	.00	115,595.00	15.6
01106855 590900 WELFARE - FOOD	1,500.00	1,500.00	.00	.00	.00	1,500.00	.0
01106855 591000 WELFARE - SHELTER	71,800.00	71,800.00	27,316.53	9,883.00	.00	44,483.47	38.0
01106855 591800 WELFARE - UTILITIE	66,300.00	66,300.00	24,374.99	7,466.14	.00	41,925.01	36.8
01106855 593900 WELFARE - EMERGENC	4,000.00	4,000.00	.00	.00	.00	4,000.00	.0
TOTAL GENERAL ASSISTANCE	605,930.00	605,930.00	182,628.65	53,272.43	1,468.89	421,832.46	30.4%
070 VETERAN'S AFFAIRS							
01107055 500600 STAFF EMPLOYEES	55,291.00	55,291.00	19,530.15	6,255.14	.00	35,760.85	35.3
01107055 510100 FICA	3,428.00	3,428.00	1,125.21	357.96	.00	2,302.79	32.8
01107055 510200 MEDICARE	802.00	802.00	263.17	83.72	.00	538.83	32.8
01107055 510300 RETIREMENT	6,143.00	6,143.00	2,169.81	694.95	.00	3,973.19	35.3
01107055 510400 GROUP HEALTH INSUR	11,700.00	11,700.00	3,995.26	1,350.00	.00	7,704.74	34.1
01107055 510500 GROUP DENTAL INSUR	468.00	468.00	158.84	54.00	.00	309.16	33.9
01107055 510600 LIFE INSURANCE	20.00	20.00	15.44	2.22	.00	4.56	77.2
01107055 510700 UNEMPLOYMENT INSUR	72.00	72.00	19.83	5.64	.00	52.17	27.5
01107055 510900 WORKER'S COMPENSAT	253.00	253.00	52.74	16.89	.00	200.26	20.8
TOTAL VETERAN'S AFFAIRS	78,177.00	78,177.00	27,330.45	8,820.52	.00	50,846.55	35.0%
072 TEXAS AgriLIFE EXT							
01107260 500200 APPOINTED OFFICIAL	161,158.00	161,158.00	56,939.58	18,255.87	.00	104,218.42	35.3
01107260 500600 STAFF EMPLOYEES	99,785.00	99,785.00	34,974.30	11,223.84	.00	64,810.70	35.0
01107260 500900 PART TIME POSITION	12,854.00	12,854.00	680.00	680.00	.00	12,174.00	5.3
01107260 510100 FICA	16,675.00	16,675.00	5,735.42	1,868.49	.00	10,939.58	34.4
01107260 510200 MEDICARE	3,900.00	3,900.00	1,341.35	437.00	.00	2,558.65	34.4
01107260 510300 RETIREMENT	29,880.00	29,880.00	3,961.18	1,322.51	.00	25,918.82	13.3
01107260 510400 GROUP HEALTH INSUR	7,540.00	7,540.00	3,437.61	1,740.00	.00	4,102.39	45.6
01107260 510500 GROUP DENTAL INSUR	936.00	936.00	303.86	96.00	.00	632.14	32.5
01107260 510600 LIFE INSURANCE	40.00	40.00	30.88	4.44	.00	9.12	77.2

BUDGET SUMMARIES REPORT
ACCOUNT SUMMARY JANUARY 2025

FOR 2025 04

	ORIGINAL APPROP	REVISED BUDGET	YTD ACTUAL	MTD ACTUAL	ENCUMBRANCES	AVAILABLE BUDGET	PCT USE/COL
01107260 510700 UNEMPLOYMENT INSUR	328.00	328.00	94.15	27.24	.00	233.85	28.7
01107260 510900 WORKER'S COMPENSAT	682.00	682.00	96.27	32.14	.00	585.73	14.1
01107260 520100 SUPPLIES/OTH OPER	18,058.00	18,058.00	1,168.63	83.34	1,251.25	15,638.12	13.4
01107260 522500 POSTAGE	200.00	200.00	.00	.00	.00	200.00	.0
01107260 530200 VEHICLE OPERATION/	15,000.00	15,000.00	921.16	196.00	6,177.55	7,901.29	47.3
01107260 540100 COMMUNICATIONS - M	4,283.00	4,283.00	788.57	251.19	2,403.43	1,091.00	74.5
01107260 550300 TRAVEL AND TRAININ	38,435.00	38,435.00	5,500.20	1,137.49	.00	32,934.80	14.3
01107260 550500 ASSOCIATION DUES	1,590.00	1,590.00	910.00	460.00	.00	680.00	57.2
01107260 551100 LICENSE AND FEES	101.00	101.00	.00	.00	.00	101.00	.0
01107260 562300 INTER LOCAL AGREEM	2,500.00	2,500.00	2,500.00	2,500.00	.00	.00	100.0
01107260 580100 INSURANCE AND BOND	180.00	180.00	.00	.00	.00	180.00	.0
TOTAL TEXAS AgriLIFE EXT	414,125.00	414,125.00	119,383.16	40,315.55	9,832.23	284,909.61	31.2%

077 ELECTIONS

01107770 500200 APPOINTED OFFICIAL	100,638.00	100,638.00	33,739.20	11,000.67	.00	66,898.80	33.5
01107770 500600 STAFF EMPLOYEES	421,841.00	421,841.00	123,546.01	40,770.89	.00	298,294.99	29.3
01107770 500700 OVERTIME COMPENSAT	68,212.00	68,212.00	18,396.96	38.63	.00	49,815.04	27.0
01107770 500800 TEMPORARY	30,000.00	30,000.00	.00	.00	.00	30,000.00	.0
01107770 502000 LBK CO EMP - ELECT	25,000.00	25,000.00	7,543.21	.00	.00	17,456.79	30.2
01107770 502100 LBK CO EMP OT - EL	35,000.00	35,000.00	25,822.64	.00	.00	9,177.36	73.8
01107770 510100 FICA	38,409.00	38,409.00	12,660.34	3,122.35	.00	25,748.66	33.0
01107770 510200 MEDICARE	9,876.00	9,876.00	2,960.97	730.24	.00	6,915.03	30.0
01107770 510300 RETIREMENT	65,492.00	65,492.00	23,225.18	5,756.10	.00	42,266.82	35.5
01107770 510400 GROUP HEALTH INSUR	77,480.00	77,480.00	22,053.75	6,720.00	.00	55,426.25	28.5
01107770 510500 GROUP DENTAL INSUR	3,770.00	3,770.00	1,205.86	360.00	.00	2,564.14	32.0
01107770 510600 LIFE INSURANCE	180.00	180.00	130.60	16.98	.00	49.40	72.6
01107770 510700 UNEMPLOYMENT INSUR	806.00	806.00	215.90	46.62	.00	590.10	26.8
01107770 510900 WORKER'S COMPENSAT	1,672.00	1,672.00	1,648.73	139.85	.00	23.27	98.6
01107770 520100 SUPPLIES/OTH OPER	219,815.00	219,815.00	33,107.67	3,181.15	25,977.23	160,730.10	26.9
01107770 522500 POSTAGE	2,100.00	2,100.00	.00	.00	.00	2,100.00	.0
01107770 522900 PUBLICATIONS LEGAL	1,575.00	1,575.00	.00	.00	.00	1,575.00	.0
01107770 530100 EQUIPMENT OPER/MAI	2,500.00	2,500.00	.00	.00	.00	2,500.00	.0
01107770 530200 VEHICLE OPERATION/	4,000.00	4,000.00	325.56	.00	2,689.31	985.13	75.4
01107770 540100 COMMUNICATIONS - M	73,800.00	73,800.00	5,691.64	.00	34,308.36	33,800.00	54.2
01107770 550300 TRAVEL AND TRAININ	36,700.00	36,700.00	8,196.58	2,448.56	5,000.00	23,503.42	36.0
01107770 550500 ASSOCIATION DUES	2,850.00	2,850.00	650.00	.00	.00	2,200.00	22.8
01107770 561400 PROFESSIONAL SERVI	24,530.00	24,530.00	4,333.00	.00	97.00	20,100.00	18.1
01107770 562200 CONTRACT SERVICES	1,483,465.00	1,483,465.00	317,596.82	18,132.36	510,864.92	655,003.26	55.8
01107770 570100 RENTALS AND LEASES	44,000.00	44,000.00	6,695.91	.00	23,304.09	14,000.00	68.2
01107770 580100 INSURANCE AND BOND	420.00	420.00	50.00	.00	192.00	178.00	57.6

BUDGET SUMMARIES REPORT
ACCOUNT SUMMARY JANUARY 2025

FOR 2025 04

	ORIGINAL APPROP	REVISED BUDGET	YTD ACTUAL	MTD ACTUAL	ENCUMBRANCES	AVAILABLE BUDGET	PCT USE/COL
TOTAL ELECTIONS	2,774,131.00	2,774,131.00	649,796.53	92,464.40	602,432.91	1,521,901.56	45.1%
089 LIBRARY SERVICES							
01108980 562300 INTER LOCAL AGREEM	291,391.00	291,391.00	289,322.00	.00	.00	2,069.00	99.3
TOTAL LIBRARY SERVICES	291,391.00	291,391.00	289,322.00	.00	.00	2,069.00	99.3%
090 PUBLIC WORKS							
01109090 500600 STAFF EMPLOYEES	417,760.00	417,760.00	104,636.43	36,614.53	.00	313,123.57	25.0
01109090 510100 FICA	24,765.00	24,765.00	6,310.68	2,206.60	.00	18,454.32	25.5
01109090 510200 MEDICARE	5,792.00	5,792.00	1,475.86	516.04	.00	4,316.14	25.5
01109090 510300 RETIREMENT	44,379.00	44,379.00	11,704.47	4,067.88	.00	32,674.53	26.4
01109090 510400 GROUP HEALTH INSUR	32,890.00	32,890.00	9,132.43	2,925.00	.00	23,757.57	27.8
01109090 510500 GROUP DENTAL INSUR	2,106.00	2,106.00	611.17	216.00	.00	1,494.83	29.0
01109090 510600 LIFE INSURANCE	100.00	100.00	48.05	6.66	.00	51.95	48.1
01109090 510700 UNEMPLOYMENT INSUR	519.00	519.00	105.98	32.95	.00	413.02	20.4
01109090 510900 WORKER'S COMPENSAT	1,079.00	1,079.00	284.43	98.85	.00	794.57	26.4
01109090 520100 SUPPLIES/OTH OPER	7,000.00	7,000.00	5.00	.00	2,000.00	4,995.00	28.6
01109090 530200 VEHICLE OPERATION/	12,000.00	12,000.00	603.32	116.01	6,396.68	5,000.00	58.3
01109090 550300 TRAVEL AND TRAININ	12,000.00	12,000.00	1,147.69	.00	.00	10,852.31	9.6
01109090 550500 ASSOCIATION DUES	945.00	945.00	299.00	.00	.00	646.00	31.6
01109090 551100 LICENSE AND FEES	7,430.00	7,430.00	2,218.82	1,155.68	.00	5,211.18	29.9
01109090 561400 PROFESSIONAL SERVI	90,000.00	90,000.00	2,106.94	1,444.68	37,893.06	50,000.00	44.4
01109090 562200 CONTRACT SERVICES	360,000.00	360,000.00	.00	.00	260,000.00	100,000.00	72.2
01109090 580100 INSURANCE AND BOND	100.00	100.00	.00	.00	.00	100.00	.0
TOTAL PUBLIC WORKS	1,018,865.00	1,018,865.00	140,690.27	49,400.88	306,289.74	571,884.99	43.9%
TOTAL GENERAL FUND	.00	.00	-20,050,784.55	-7,827,298.49	18,346,049.64	1,704,734.91	100.0%
TOTAL REVENUES	-165,070,099.00	-165,070,099.00	-70,723,334.20	-22,037,590.15	35.00	-94,346,799.80	
TOTAL EXPENSES	165,070,099.00	165,070,099.00	50,672,549.65	14,210,291.66	18,346,014.64	96,051,534.71	
020 CONSOLIDATED ROAD AND BRIDGE							
000 UNDEFINED							
020 420408 STATE-LATERAL ROADS	-58,695.00	-58,695.00	-47,881.10	.00	.00	-10,813.90	81.6

BUDGET SUMMARIES REPORT
ACCOUNT SUMMARY JANUARY 2025

FOR 2025 04

020	CONSOLIDATED ROAD AND BRIDGE	ORIGINAL APPROP	REVISED BUDGET	YTD ACTUAL	MTD ACTUAL	ENCUMBRANCES	AVAILABLE BUDGET	PCT USE/COL
020 420700	AUTOMOBILE REGISTRATION	-360,000.00	-360,000.00	.00	.00	.00	-360,000.00	.0
020 451800	SUBDIVISION PLAT FEE	-8,767.00	-8,767.00	-1,050.00	-300.00	.00	-7,717.00	12.0
020 452000	VEHICLE REG.- SPECIAL F	-2,405,593.00	-2,405,593.00	-813,240.00	-261,100.00	.00	-1,592,353.00	33.8
020 452200	GROSS WEIGHT FEE	-69,521.00	-69,521.00	.00	.00	.00	-69,521.00	.0
020 470000	INTEREST INCOME	-200,000.00	-200,000.00	-25,502.41	.00	.00	-174,497.59	12.8
020 480510	DISPOSAL OF PROPERTY	-390,858.00	-390,858.00	.00	.00	.00	-390,858.00	.0
020 489900	OTHER REVENUE	-151,499.00	-151,499.00	-1,816.60	-156.00	.00	-149,682.40	1.2
020 736100	DRAW FROM RESERVES	-1,000,000.00	-1,000,000.00	.00	.00	.00	-1,000,000.00	.0
020 801100	XFER FROM GENERAL FUND	-6,230,325.00	-6,230,325.00	.00	.00	.00	-6,230,325.00	.0
020 803100	XFER FROM PREC. NO.1 PA	-59,907.00	-59,907.00	.00	.00	.00	-59,907.00	.0
020 803300	XFER FROM PCT 3 PARK	-59,907.00	-59,907.00	.00	.00	.00	-59,907.00	.0
020 803400	XFER FROM PCT 4 PARK	-59,907.00	-59,907.00	.00	.00	.00	-59,907.00	.0
TOTAL UNDEFINED		-11,054,979.00	-11,054,979.00	-889,490.11	-261,556.00	.00	-10,165,488.89	8.0%

190 CONSOLIDATED ROAD AND BRIDGE

02019090 500600	STAFF EMPLOYEES	4,072,773.00	4,072,773.00	1,226,724.17	410,194.97	.00	2,846,048.83	30.1
02019090 500700	OVERTIME COMPENSAT	20,500.00	20,500.00	4,463.92	3,838.90	.00	16,036.08	21.8
02019090 500800	TEMPORARY	20,000.00	20,000.00	.00	.00	.00	20,000.00	.0
02019090 501400	INCENTIVE PAY	125,000.00	125,000.00	21,876.00	7,274.00	.00	103,124.00	17.5
02019090 510100	FICA	308,661.00	308,661.00	74,797.30	25,245.70	.00	233,863.70	24.2
02019090 510200	MEDICARE	58,942.00	58,942.00	17,492.90	5,904.16	.00	41,449.10	29.7
02019090 510300	RETIREMENT	449,394.00	449,394.00	139,599.74	47,024.25	.00	309,794.26	31.1
02019090 510400	GROUP HEALTH INSUR	557,294.00	557,294.00	189,524.01	65,945.00	.00	367,769.99	34.0
02019090 510500	GROUP DENTAL INSUR	30,295.00	30,295.00	9,592.81	3,326.00	.00	20,702.19	31.7
02019090 510600	LIFE INSURANCE	4,380.00	4,380.00	956.90	134.60	.00	3,423.10	21.8
02019090 510700	UNEMPLOYMENT INSUR	4,040.00	4,040.00	1,269.79	381.05	.00	2,770.21	31.4
02019090 510900	WORKER'S COMPENSAT	223,394.00	223,394.00	114,594.87	38,601.38	.00	108,799.13	51.3
02019090 520100	SUPPLIES/OTH OPER	1,588,979.00	1,588,979.00	239,469.43	135,453.54	1,022,760.30	326,749.27	79.4
02019090 523100	NON-CAPITAL EQUIPM	3,500.00	3,500.00	2,069.89	.00	.00	1,430.11	59.1
02019090 530100	EQUIPMENT OPER/MAI	500,000.00	480,000.00	158,673.78	34,110.86	158,846.48	162,479.74	66.2
02019090 530200	VEHICLE OPERATION/	1,000,000.00	1,000,000.00	140,651.90	57,185.73	833,717.21	25,630.89	97.4
02019090 530500	BUILDING MAINTENAN	300,000.00	300,000.00	454.75	.00	.00	299,545.25	.2
02019090 530800	SOFTWARE MAINTENAN	40,400.00	40,400.00	.00	.00	.00	40,400.00	.0
02019090 540100	COMMUNICATIONS - M	40,000.00	40,000.00	5,880.46	1,929.40	20,119.54	14,000.00	65.0
02019090 540600	UTILITIES	35,000.00	35,000.00	5,132.98	2,744.49	21,847.02	8,020.00	77.1
02019090 550300	TRAVEL AND TRAININ	20,000.00	20,000.00	5,823.17	.00	5,000.00	9,176.83	54.1
02019090 550500	ASSOCIATION DUES	600.00	600.00	.00	.00	.00	600.00	.0
02019090 561400	PROFESSIONAL SERVI	55,000.00	45,000.00	.00	.00	.00	45,000.00	.0
02019090 562200	CONTRACT SERVICES	20,000.00	20,000.00	3,609.41	480.39	8,390.59	8,000.00	60.0
02019090 570100	RENTALS AND LEASES	30,000.00	21,000.00	.00	.00	.00	21,000.00	.0

BUDGET SUMMARIES REPORT
ACCOUNT SUMMARY JANUARY 2025

FOR 2025 04

	ORIGINAL APPROP	REVISED BUDGET	YTD ACTUAL	MTD ACTUAL	ENCUMBRANCES	AVAILABLE BUDGET	PCT USE/COL
02019090 623000 ROAD PROJECTS	100,000.00	100,000.00	4,909.40	4,909.40	60,000.60	35,090.00	64.9
02019090 640500 HEAVY EQUIPMENT	1,159,827.00	1,198,827.00	68,904.00	.00	1,123,599.29	6,323.71	99.5
02019090 650200 VEHICLES - LIGHT T	287,000.00	287,000.00	.00	.00	284,663.25	2,336.75	99.2
TOTAL CONSOLIDATED ROAD AND BR	11,054,979.00	11,054,979.00	2,436,471.58	844,683.82	3,538,944.28	5,079,563.14	54.1%
TOTAL CONSOLIDATED ROAD AND BR	.00	.00	1,546,981.47	583,127.82	3,538,944.28	-5,085,925.75	100.0%
TOTAL REVENUES	-11,054,979.00	-11,054,979.00	-889,490.11	-261,556.00	.00	-10,165,488.89	
TOTAL EXPENSES	11,054,979.00	11,054,979.00	2,436,471.58	844,683.82	3,538,944.28	5,079,563.14	

031 PRECINCT 1 PARK

000 UNDEFINED

031 400500 DELIQ TAXES - PRIOR YEA	.00	.00	-548.04	-151.96	.00	548.04	100.0
031 400600 PEN & INT - PRIOR YEARS	.00	.00	-198.57	-58.17	.00	198.57	100.0
031 470000 INTEREST INCOME	-10,000.00	-10,000.00	-5,702.84	.00	.00	-4,297.16	57.0
031 481600 CONTRIBUTIONS	-10,000.00	-10,000.00	-4,500.00	-2,600.00	.00	-5,500.00	45.0
031 736100 DRAW FROM RESERVES	-168,192.00	-168,192.00	.00	.00	.00	-168,192.00	.0
031 902000 XFER TO CONSOLIDATED RO	59,907.00	59,907.00	.00	.00	.00	59,907.00	.0
TOTAL UNDEFINED	-128,285.00	-128,285.00	-10,949.45	-2,810.13	.00	-117,335.55	8.5%

191 PRECINCT 1 PARK

03119180 500600 STAFF EMPLOYEES	36,353.00	36,353.00	12,694.22	4,007.61	.00	23,658.78	34.9
03119180 500800 TEMPORARY	5,000.00	5,000.00	.00	.00	.00	5,000.00	.0
03119180 510100 FICA	2,561.00	2,561.00	750.95	226.49	.00	1,810.05	29.3
03119180 510200 MEDICARE	587.00	587.00	175.63	52.98	.00	411.37	29.9
03119180 510300 RETIREMENT	3,934.00	3,934.00	1,410.36	445.26	.00	2,523.64	35.9
03119180 510400 GROUP HEALTH INSUR	7,540.00	7,540.00	3,317.61	1,620.00	.00	4,222.39	44.0
03119180 510500 GROUP DENTAL INSUR	702.00	702.00	240.77	81.00	.00	461.23	34.3
03119180 510600 LIFE INSURANCE	20.00	20.00	15.44	2.22	.00	4.56	77.2
03119180 510700 UNEMPLOYMENT INSUR	34.00	34.00	12.89	3.60	.00	21.11	37.9
03119180 510900 WORKER'S COMPENSAT	2,454.00	2,454.00	804.79	254.07	.00	1,649.21	32.8
03119180 520100 SUPPLIES/OTH OPER	2,500.00	2,500.00	125.00	125.00	1,000.00	1,375.00	45.0
03119180 523100 NON-CAPITAL EQUIPM	2,600.00	2,600.00	.00	.00	.00	2,600.00	.0
03119180 530500 BUILDING MAINTENAN	12,500.00	12,500.00	501.69	101.69	575.00	11,423.31	8.6
03119180 530800 SOFTWARE MAINTENAN	12,000.00	12,000.00	.00	.00	10,088.00	1,912.00	84.1

BUDGET SUMMARIES REPORT
ACCOUNT SUMMARY JANUARY 2025

FOR 2025 04

	ORIGINAL APPROP	REVISED BUDGET	YTD ACTUAL	MTD ACTUAL	ENCUMBRANCES	AVAILABLE BUDGET	PCT USE/COL
03119180 530900 GROUNDS MAINTENANC	2,500.00	2,500.00	.00	.00	.00	2,500.00	.0
03119180 540100 COMMUNICATIONS - M	4,000.00	4,000.00	721.02	414.45	2,128.98	1,150.00	71.3
03119180 540600 UTILITIES	10,000.00	10,000.00	1,304.05	581.93	6,795.95	1,900.00	81.0
03119180 561400 PROFESSIONAL SERVI	10,000.00	10,000.00	.00	.00	.00	10,000.00	.0
03119180 562200 CONTRACT SERVICES	2,000.00	2,000.00	.00	.00	.00	2,000.00	.0
03119180 570100 RENTALS AND LEASES	1,000.00	1,000.00	.00	.00	.00	1,000.00	.0
03119180 640600 CAPITAL OUTLAY	10,000.00	10,000.00	.00	.00	.00	10,000.00	.0
TOTAL PRECINCT 1 PARK	128,285.00	128,285.00	22,074.42	7,916.30	20,587.93	85,622.65	33.3%
TOTAL PRECINCT 1 PARK	.00	.00	11,124.97	5,106.17	20,587.93	-31,712.90	100.0%
TOTAL REVENUES	-188,192.00	-188,192.00	-10,949.45	-2,810.13	.00	-177,242.55	
TOTAL EXPENSES	188,192.00	188,192.00	22,074.42	7,916.30	20,587.93	145,529.65	

032 SLATON/ROOSEVELT PARK

000 UNDEFINED

032 400500 DELIQ TAXES - PRIOR YEA	.00	.00	-548.04	-151.96	.00	548.04	100.0
032 400600 PEN & INT - PRIOR YEARS	.00	.00	-198.57	-58.17	.00	198.57	100.0
032 470000 INTEREST INCOME	-3,500.00	-3,500.00	-1,466.31	.00	.00	-2,033.69	41.9
032 481600 CONTRIBUTIONS	-9,000.00	-9,000.00	-2,700.00	-1,100.00	.00	-6,300.00	30.0
032 736100 DRAW FROM RESERVES	-111,748.00	-111,748.00	.00	.00	.00	-111,748.00	.0
TOTAL UNDEFINED	-124,248.00	-124,248.00	-4,912.92	-1,310.13	.00	-119,335.08	4.0%

192 PRECINCT 2 PARK

03219280 520100 SUPPLIES/OTH OPER	3,000.00	3,000.00	967.37	189.93	1,617.53	415.10	86.2
03219280 523100 NON-CAPITAL EQUIPM	13,000.00	13,000.00	.00	.00	.00	13,000.00	.0
03219280 530100 EQUIPMENT OPER/MAI	2,000.00	2,000.00	.00	.00	.00	2,000.00	.0
03219280 530500 BUILDING MAINTENANC	19,000.00	19,000.00	1,490.52	740.52	575.00	16,934.48	10.9
03219280 530900 GROUNDS MAINTENANC	57,000.00	57,000.00	11,842.26	7,753.26	.00	45,157.74	20.8
03219280 540100 COMMUNICATIONS - M	2,000.00	2,000.00	584.80	268.26	1,345.20	70.00	96.5
03219280 540600 UTILITIES	20,248.00	20,248.00	3,109.89	924.91	13,890.11	3,248.00	84.0
03219280 562200 CONTRACT SERVICES	8,000.00	8,000.00	.00	.00	.00	8,000.00	.0
TOTAL PRECINCT 2 PARK	124,248.00	124,248.00	17,994.84	9,876.88	17,427.84	88,825.32	28.5%
TOTAL SLATON/ROOSEVELT PARK	.00	.00	13,081.92	8,566.75	17,427.84	-30,509.76	100.0%
TOTAL REVENUES	-124,248.00	-124,248.00	-4,912.92	-1,310.13	.00	-119,335.08	
TOTAL EXPENSES	124,248.00	124,248.00	17,994.84	9,876.88	17,427.84	88,825.32	

BUDGET SUMMARIES REPORT
ACCOUNT SUMMARY JANUARY 2025

FOR 2025 04

033	IDALOU/NEW DEAL PARK	ORIGINAL APPROP	REVISED BUDGET	YTD ACTUAL	MTD ACTUAL	ENCUMBRANCES	AVAILABLE BUDGET	PCT USE/COL
033 IDALOU/NEW DEAL PARK								
000 UNDEFINED								
033	400500	DELIQ TAXES - PRIOR YEA	.00	.00	-548.04	-151.96	.00	548.04 100.0
033	400600	PEN & INT - PRIOR YEARS	.00	.00	-198.57	-58.17	.00	198.57 100.0
033	470000	INTEREST INCOME	.00	.00	-2,846.96	.00	.00	2,846.96 100.0
033	481600	CONTRIBUTIONS	.00	.00	-2,000.00	-1,200.00	.00	2,000.00 100.0
033	736100	DRAW FROM RESERVES	-162,790.00	-162,790.00	.00	.00	.00	-162,790.00 .0
033	902000	XFER TO CONSOLIDATED R	59,907.00	59,907.00	.00	.00	.00	59,907.00 .0
TOTAL UNDEFINED			-102,883.00	-102,883.00	-5,593.57	-1,410.13	.00	-97,289.43 5.4%
193 PRECINCT 3 PARK								
03319380	500800	TEMPORARY	3,000.00	3,000.00	.00	.00	.00	3,000.00 .0
03319380	500900	PART TIME POSITION	26,710.00	26,710.00	7,769.35	2,626.62	.00	18,940.65 29.1
03319380	510100	FICA	1,656.00	1,656.00	372.20	125.99	.00	1,283.80 22.5
03319380	510200	MEDICARE	388.00	388.00	87.06	29.46	.00	300.94 22.4
03319380	510300	RETIREMENT	2,960.00	2,960.00	863.16	291.81	.00	2,096.84 29.2
03319380	510400	GROUP HEALTH INSUR	17,743.00	17,743.00	6,081.28	2,055.00	.00	11,661.72 34.3
03319380	510500	GROUP DENTAL INSUR	415.00	415.00	240.77	81.00	.00	174.23 58.0
03319380	510600	LIFE INSURANCE	60.00	60.00	15.44	2.22	.00	44.56 25.7
03319380	510700	UNEMPLOYMENT INSUR	26.00	26.00	7.85	2.37	.00	18.15 30.2
03319380	510900	WORKER'S COMPENSAT	1,614.00	1,614.00	492.58	166.53	.00	1,121.42 30.5
03319380	520100	SUPPLIES/OTH OPER	3,311.00	3,311.00	280.63	125.00	.00	3,030.37 8.5
03319380	530100	EQUIPMENT OPER/MAI	4,000.00	4,000.00	150.00	.00	.00	3,850.00 3.8
03319380	530200	VEHICLE OPERATION/	500.00	500.00	229.18	182.84	153.66	117.16 76.6
03319380	530500	BUILDING MAINTENAN	20,000.00	18,700.00	573.45	243.45	1,040.00	17,086.55 8.6
03319380	530900	GROUPS MAINTENANC	4,000.00	4,000.00	.00	.00	.00	4,000.00 .0
03319380	540100	COMMUNICATIONS - M	500.00	1,800.00	123.13	85.14	376.87	1,300.00 27.8
03319380	540600	UTILITIES	16,000.00	16,000.00	2,003.66	801.61	6,996.34	7,000.00 56.3
TOTAL PRECINCT 3 PARK			102,883.00	102,883.00	19,289.74	6,819.04	8,566.87	75,026.39 27.1%
TOTAL IDALOU/NEW DEAL PARK			.00	.00	13,696.17	5,408.91	8,566.87	-22,263.04 100.0%
TOTAL REVENUES			-162,790.00	-162,790.00	-5,593.57	-1,410.13	.00	-157,196.43
TOTAL EXPENSES			162,790.00	162,790.00	19,289.74	6,819.04	8,566.87	134,933.39

034 SHALLOWATER PARK

000 UNDEFINED

BUDGET SUMMARIES REPORT
ACCOUNT SUMMARY JANUARY 2025

FOR 2025 04

034	SHALLOWATER PARK	ORIGINAL APPROP	REVISED BUDGET	YTD ACTUAL	MTD ACTUAL	ENCUMBRANCES	AVAILABLE BUDGET	PCT USE/COL
034 400500	DELIQ TAXES - PRIOR YEA	.00	.00	-548.04	-151.96	.00	548.04	100.0
034 400600	PEN & INT - PRIOR YEARS	.00	.00	-198.57	-58.17	.00	198.57	100.0
034 470000	INTEREST INCOME	.00	.00	-4,029.61	.00	.00	4,029.61	100.0
034 481600	CONTRIBUTIONS	-6,200.00	-6,200.00	-1,551.00	.00	.00	-4,649.00	25.0
034 736100	DRAW FROM RESERVES	-184,191.00	-184,191.00	.00	.00	.00	-184,191.00	.0
034 902000	XFER TO CONSOLIDATED R	59,907.00	59,907.00	.00	.00	.00	59,907.00	.0
TOTAL UNDEFINED		-130,484.00	-130,484.00	-6,327.22	-210.13	.00	-124,156.78	4.8%
194 PRECINCT 4 PARK								
03419480 500800	TEMPORARY	1,500.00	1,500.00	.00	.00	.00	1,500.00	.0
03419480 500900	PART TIME POSITION	19,137.00	19,137.00	5,484.00	1,854.00	.00	13,653.00	28.7
03419480 510100	FICA	1,152.00	1,152.00	340.00	114.94	.00	812.00	29.5
03419480 510200	MEDICARE	269.00	269.00	79.51	26.88	.00	189.49	29.6
03419480 510300	RETIREMENT	1,733.00	1,733.00	609.27	205.98	.00	1,123.73	35.2
03419480 510700	UNEMPLOYMENT INSUR	15.00	15.00	5.55	1.68	.00	9.45	37.0
03419480 510900	WORKER'S COMPENSAT	1,178.00	1,178.00	347.68	117.54	.00	830.32	29.5
03419480 520100	SUPPLIES/OTH OPER	3,500.00	3,500.00	408.42	125.00	.00	3,091.58	11.7
03419480 523100	NON-CAPITAL EQUIPM	1,500.00	1,500.00	.00	.00	.00	1,500.00	.0
03419480 530100	EQUIPMENT OPER/MAI	2,000.00	2,000.00	.00	.00	.00	2,000.00	.0
03419480 530500	BUILDING MAINTENAN	16,500.00	16,500.00	1,342.51	100.00	600.00	14,557.49	11.8
03419480 530900	GROUND'S MAINTENANC	8,000.00	8,000.00	450.00	.00	1,350.00	6,200.00	22.5
03419480 540100	COMMUNICATIONS - M	3,000.00	3,000.00	144.84	48.28	455.16	2,400.00	20.0
03419480 540600	UTILITIES	19,000.00	19,000.00	1,603.71	752.01	11,633.10	5,763.19	69.7
03419480 561400	PROFESSIONAL SERVI	2,000.00	2,000.00	.00	.00	.00	2,000.00	.0
03419480 640600	CAPITAL OUTLAY	50,000.00	50,000.00	.00	.00	.00	50,000.00	.0
TOTAL PRECINCT 4 PARK		130,484.00	130,484.00	10,815.49	3,346.31	14,038.26	105,630.25	19.0%
TOTAL SHALLOWATER PARK		.00	.00	4,488.27	3,136.18	14,038.26	-18,526.53	100.0%
TOTAL REVENUES		-190,391.00	-190,391.00	-6,327.22	-210.13	.00	-184,063.78	
TOTAL EXPENSES		190,391.00	190,391.00	10,815.49	3,346.31	14,038.26	165,537.25	

041 PERMANENT IMPROVEMENT

000 UNDEFINED

041 400100	CURRENT AD VALOREM TAXE	-3,235,488.00	-3,235,488.00	-2,105,115.18	-603,409.25	.00	-1,130,372.82	65.1
------------	-------------------------	---------------	---------------	---------------	-------------	-----	---------------	------

BUDGET SUMMARIES REPORT
ACCOUNT SUMMARY JANUARY 2025

FOR 2025 04

041	PERMANENT IMPROVEMENT	ORIGINAL APPROP	REVISED BUDGET	YTD ACTUAL	MTD ACTUAL	ENCUMBRANCES	AVAILABLE BUDGET	PCT USE/COL
041 400400	PEN & INT - CURRENT LEV	-13,266.00	-13,266.00	.03	.03	.00	-13,266.03	.0
041 400500	DELIQ TAXES - PRIOR YEA	-19,736.00	-19,736.00	-10,960.92	-3,039.35	.00	-8,775.08	55.5
041 400600	PEN & INT - PRIOR YEARS	-10,030.00	-10,030.00	-3,971.41	-1,163.37	.00	-6,058.59	39.6
041 470000	INTEREST INCOME	.00	.00	-11,105.61	.00	.00	11,105.61	100.0
041 483500	CRTC LEASE	.00	.00	-44,577.32	-11,144.33	.00	44,577.32	100.0
041 801100	XFER FROM GENERAL FUND	-1,980,760.00	-1,980,760.00	.00	.00	.00	-1,980,760.00	.0
TOTAL UNDEFINED		-5,259,280.00	-5,259,280.00	-2,175,730.41	-618,756.27	.00	-3,083,549.59	41.4%

061 FACILITY MAINTENANCE

04106140 561400	PROFESSIONAL SERVI	834,400.00	681,276.00	31,289.10	25,086.58	487,900.20	162,086.70	76.2
04106140 566110	LEASE PAYMENT PRIN	1,236,368.00	1,236,368.00	305,231.44	.00	143,001.10	788,135.46	36.3
04106140 566210	LEASE PAYMENT INTE	449,212.00	449,212.00	115,304.56	.00	57,283.90	276,623.54	38.4
04106140 579900	RENOV/REPAIR NON-C	60,000.00	60,000.00	32,014.10	5,533.59	.00	27,985.90	53.4
04106140 620800	COURTHOUSE RENOVAT	850,000.00	1,043,073.00	185,890.36	42,656.43	482,585.64	374,597.00	64.1
04106140 621100	RENOVATION 900 MAI	396,300.00	395,300.00	14,200.00	.00	.00	381,100.00	3.6
04106140 621300	LCDC RENOVATIONS	932,500.00	855,227.00	458,164.33	.00	194,818.00	202,244.67	76.4
04106140 621700	LCJJC RENOVATIONS	.00	26,665.00	-151,829.50	26,665.00	.00	178,494.50	-569.4
04106140 622300	OTHER BLDG RENOVAT	500,500.00	512,159.00	200,021.15	.00	221,408.85	90,729.00	82.3
TOTAL FACILITY MAINTENANCE		5,259,280.00	5,259,280.00	1,190,285.54	99,941.60	1,586,997.69	2,481,996.77	52.8%
TOTAL PERMANENT IMPROVEMENT		.00	.00	-985,444.87	-518,814.67	1,586,997.69	-601,552.82	100.0%
TOTAL REVENUES		-5,259,280.00	-5,259,280.00	-2,175,730.41	-618,756.27	.00	-3,083,549.59	
TOTAL EXPENSES		5,259,280.00	5,259,280.00	1,190,285.54	99,941.60	1,586,997.69	2,481,996.77	

043 LCETRZ NO1 TAX INCREMENT FUND

000 UNDEFINED

043 470000	INTEREST INCOME	.00	.00	-6,598.15	.00	.00	6,598.15	100.0
043 801100	XFER FROM GENERAL FUND	-250,000.00	-250,000.00	.00	.00	.00	-250,000.00	.0
TOTAL UNDEFINED		-250,000.00	-250,000.00	-6,598.15	.00	.00	-243,401.85	2.6%

090 PUBLIC WORKS

04309090 623000	ROAD PROJECTS	250,000.00	250,000.00	.00	.00	.00	250,000.00	.0
-----------------	---------------	------------	------------	-----	-----	-----	------------	----

BUDGET SUMMARIES REPORT
ACCOUNT SUMMARY JANUARY 2025

FOR 2025 04

	ORIGINAL APPROP	REVISED BUDGET	YTD ACTUAL	MTD ACTUAL	ENCUMBRANCES	AVAILABLE BUDGET	PCT USE/COL
TOTAL PUBLIC WORKS	250,000.00	250,000.00	.00	.00	.00	250,000.00	.0%
TOTAL LCETRZ NO1 TAX INCREMENT	.00	.00	-6,598.15	.00	.00	6,598.15	100.0%
TOTAL REVENUES	-250,000.00	-250,000.00	-6,598.15	.00	.00	-243,401.85	
TOTAL EXPENSES	250,000.00	250,000.00	.00	.00	.00	250,000.00	
046 TJJD (P) JJAEP GRANT							
000 UNDEFINED							
046 420390 TJJD-P JJAEP GRANT REVE	-30,000.00	-30,000.00	-2.50	.00	.00	-29,997.50	.0
TOTAL UNDEFINED	-30,000.00	-30,000.00	-2.50	.00	.00	-29,997.50	.0%
051 JUVENILE PROBATION							
04605135 562300 INTER LOCAL AGREEM	30,000.00	30,000.00	.00	.00	.00	30,000.00	.0
TOTAL JUVENILE PROBATION	30,000.00	30,000.00	.00	.00	.00	30,000.00	.0%
TOTAL TJJD (P) JJAEP GRANT	.00	.00	-2.50	.00	.00	2.50	100.0%
TOTAL REVENUES	-30,000.00	-30,000.00	-2.50	.00	.00	-29,997.50	
TOTAL EXPENSES	30,000.00	30,000.00	.00	.00	.00	30,000.00	
047 TJJD TJJD DSA RISK & NEEDS ASS							
000 UNDEFINED							
047 420170 TJJD (R) GRANT REVENUE	-15,628.00	-15,628.00	.00	.00	.00	-15,628.00	.0
TOTAL UNDEFINED	-15,628.00	-15,628.00	.00	.00	.00	-15,628.00	.0%
051 JUVENILE PROBATION							
04705135 520100 SUPPLIES/OTH OPER	15,628.00	15,628.00	.00	.00	14,810.63	817.37	94.8

BUDGET SUMMARIES REPORT
ACCOUNT SUMMARY JANUARY 2025

FOR 2025 04

	ORIGINAL APPROP	REVISED BUDGET	YTD ACTUAL	MTD ACTUAL	ENCUMBRANCES	AVAILABLE BUDGET	PCT USE/COL
TOTAL JUVENILE PROBATION	15,628.00	15,628.00	.00	.00	14,810.63	817.37	94.8%
TOTAL TJJD TJJD DSA RISK & NEE	.00	.00	.00	.00	14,810.63	-14,810.63	100.0%
TOTAL REVENUES	-15,628.00	-15,628.00	.00	.00	.00	-15,628.00	
TOTAL EXPENSES	15,628.00	15,628.00	.00	.00	14,810.63	817.37	

049 TJJD DSA PREVENT/INTERVENTION

000 UNDEFINED

049 424900 TJPC-S GRANT REVENUE	.00	-66,000.00	-33,000.00	-5,500.00	.00	-33,000.00	50.0
TOTAL UNDEFINED	.00	-66,000.00	-33,000.00	-5,500.00	.00	-33,000.00	50.0%

051 JUVENILE PROBATION

04905135 540100 COMMUNICATIONS - M	.00	4,000.00	.00	.00	.00	4,000.00	.0
04905135 550300 TRAVEL AND TRAININ	.00	20,000.00	.00	.00	.00	20,000.00	.0
04905135 562200 CONTRACT SERVICES	.00	42,000.00	.00	.00	.00	42,000.00	.0
TOTAL JUVENILE PROBATION	.00	66,000.00	.00	.00	.00	66,000.00	.0%
TOTAL TJJD DSA PREVENT/INTERVE	.00	.00	-33,000.00	-5,500.00	.00	33,000.00	100.0%
TOTAL REVENUES	.00	-66,000.00	-33,000.00	-5,500.00	.00	-33,000.00	
TOTAL EXPENSES	.00	66,000.00	.00	.00	.00	66,000.00	

050 JUVENILE CASE MANAGER

000 UNDEFINED

050 424000 JCM PROGRAM REVENUE	-105,000.00	-105,000.00	-104,883.23	.00	.00	-116.77	99.9
050 489900 OTHER REVENUE	-1,895.00	-1,895.00	.00	.00	.00	-1,895.00	.0
050 805100 XFER FROM LCJJC	-10,135.00	-10,135.00	.00	.00	.00	-10,135.00	.0
TOTAL UNDEFINED	-117,030.00	-117,030.00	-104,883.23	.00	.00	-12,146.77	89.6%

051 JUVENILE PROBATION

BUDGET SUMMARIES REPORT
ACCOUNT SUMMARY JANUARY 2025

FOR 2025 04

	ORIGINAL APPROP	REVISED BUDGET	YTD ACTUAL	MTD ACTUAL	ENCUMBRANCES	AVAILABLE BUDGET	PCT USE/COL
05005135 500600 STAFF EMPLOYEES	68,350.00	68,350.00	23,274.70	7,656.85	.00	45,075.30	34.1
05005135 510100 FICA	5,834.00	5,834.00	1,237.55	419.26	.00	4,596.45	21.2
05005135 510200 MEDICARE	1,896.00	1,896.00	289.42	98.04	.00	1,606.58	15.3
05005135 510300 RETIREMENT	10,011.00	10,011.00	2,585.83	850.68	.00	7,425.17	25.8
05005135 510400 GROUP HEALTH INSUR	16,535.00	16,535.00	5,807.16	2,055.00	.00	10,727.84	35.1
05005135 510500 GROUP DENTAL INSUR	704.00	704.00	240.77	81.00	.00	463.23	34.2
05005135 510600 LIFE INSURANCE	867.00	867.00	15.44	2.22	.00	851.56	1.8
05005135 510700 UNEMPLOYMENT INSUR	69.00	69.00	23.58	6.90	.00	45.42	34.2
05005135 510900 WORKER'S COMPENSAT	4,073.00	4,073.00	62.83	20.67	.00	4,010.17	1.5
05005135 520100 SUPPLIES/OTH OPER	4,895.00	4,895.00	.00	.00	.00	4,895.00	.0
05005135 540100 COMMUNICATIONS - M	546.00	546.00	167.49	167.49	.00	378.51	30.7
05005135 550300 TRAVEL AND TRAININ	3,150.00	3,150.00	787.15	98.49	.00	2,362.85	25.0
05005135 550500 ASSOCIATION DUES	100.00	100.00	.00	.00	.00	100.00	.0
TOTAL JUVENILE PROBATION	117,030.00	117,030.00	34,491.92	11,456.60	.00	82,538.08	29.5%
TOTAL JUVENILE CASE MANAGER	.00	.00	-70,391.31	11,456.60	.00	70,391.31	100.0%
TOTAL REVENUES	-117,030.00	-117,030.00	-104,883.23	.00	.00	-12,146.77	
TOTAL EXPENSES	117,030.00	117,030.00	34,491.92	11,456.60	.00	82,538.08	

051 JUVENILE PROBATION

000 UNDEFINED

051 451900 JUVENILE PROBATION FEES	.00	.00	-190.00	.00	.00	190.00	100.0
051 470000 INTEREST INCOME	-230,000.00	-230,000.00	-24,355.35	.00	.00	-205,644.65	10.6
051 489900 OTHER REVENUE	-2,000.00	-2,000.00	-310.93	-188.53	.00	-1,689.07	15.5
051 736100 DRAW FROM RESERVES	-500,000.00	-500,000.00	.00	.00	.00	-500,000.00	.0
051 801100 XFER FROM GENERAL FUND	-7,939,865.00	-7,939,865.00	-2,646,621.68	-661,655.42	.00	-5,293,243.32	33.3
051 905000 XFER TO STAR PROGRAM	10,135.00	10,135.00	.00	.00	.00	10,135.00	.0
051 905400 XFER TO JUV PROB COMM F	125,965.00	125,965.00	.00	.00	.00	125,965.00	.0
051 905500 XFER TO JUVENILE DETENT	5,295,505.00	5,295,505.00	.00	.00	.00	5,295,505.00	.0
051 905700 XFER TO FOOD SERVICE	307,278.00	307,278.00	.00	.00	.00	307,278.00	.0
TOTAL UNDEFINED	-2,932,982.00	-2,932,982.00	-2,671,477.96	-661,843.95	.00	-261,504.04	91.1%

051 JUVENILE PROBATION

05105135 500200 APPOINTED OFFICIAL	146,332.00	146,332.00	49,351.56	16,392.66	.00	96,980.44	33.7
------------------------------------	------------	------------	-----------	-----------	-----	-----------	------

BUDGET SUMMARIES REPORT
ACCOUNT SUMMARY JANUARY 2025

FOR 2025 04

	ORIGINAL APPROP	REVISED BUDGET	YTD ACTUAL	MTD ACTUAL	ENCUMBRANCES	AVAILABLE BUDGET	PCT USE/COL
05105135 500600 STAFF EMPLOYEES	1,633,862.00	1,633,862.00	554,821.63	180,987.47	.00	1,079,040.37	34.0
05105135 510100 FICA	113,851.00	113,851.00	35,838.86	11,691.42	.00	78,012.14	31.5
05105135 510200 MEDICARE	25,813.00	25,813.00	8,381.81	2,734.30	.00	17,431.19	32.5
05105135 510300 RETIREMENT	197,779.00	197,779.00	67,123.30	21,928.82	.00	130,655.70	33.9
05105135 510400 GROUP HEALTH INSUR	260,857.00	260,857.00	86,928.39	30,256.29	.00	173,928.61	33.3
05105135 510500 GROUP DENTAL INSUR	8,657.00	8,657.00	4,039.65	1,388.33	.00	4,617.35	46.7
05105135 510600 LIFE INSURANCE	1,514.00	1,514.00	372.25	55.36	.00	1,141.75	24.6
05105135 510700 UNEMPLOYMENT INSUR	1,782.00	1,782.00	611.93	177.71	.00	1,170.07	34.3
05105135 510900 WORKER'S COMPENSAT	74,762.00	74,762.00	1,631.14	532.89	.00	73,130.86	2.2
05105135 520100 SUPPLIES/OTH OPER	51,500.00	51,500.00	15,634.55	4,123.43	24,754.84	11,110.61	78.4
05105135 522400 UNIFORMS	5,000.00	5,000.00	1,156.33	1,156.33	.00	3,843.67	23.1
05105135 522700 RESIDENT SUPPLIES	3,000.00	3,000.00	88.62	.00	.00	2,911.38	3.0
05105135 522800 LAW BOOKS	1,000.00	1,000.00	.00	.00	.00	1,000.00	.0
05105135 523000 NON-CAPITAL SOFTWA	1,350.00	1,350.00	.00	.00	.00	1,350.00	.0
05105135 523100 NON-CAPITAL EQUIPM	3,000.00	3,000.00	.00	.00	.00	3,000.00	.0
05105135 530100 EQUIPMENT OPER/MAI	1,000.00	1,000.00	.00	.00	.00	1,000.00	.0
05105135 530200 VEHICLE OPERATION/	7,500.00	7,500.00	1,662.18	312.88	5,392.26	445.56	94.1
05105135 530500 BUILDING MAINTENAN	66,000.00	66,000.00	8,262.94	800.19	27,466.42	30,270.64	54.1
05105135 530900 GROUNDS MAINTENANC	5,910.00	5,910.00	888.02	83.99	.00	5,021.98	15.0
05105135 540100 COMMUNICATIONS - M	31,000.00	31,000.00	5,228.17	1,209.29	19,604.34	6,167.49	80.1
05105135 540600 UTILITIES	225,000.00	225,000.00	33,874.21	11,362.70	165,125.81	25,999.98	88.4
05105135 550300 TRAVEL AND TRAININ	58,581.00	58,581.00	10,498.04	1,642.70	500.00	47,582.96	18.8
05105135 550500 ASSOCIATION DUES	7,932.00	7,932.00	284.00	.00	.00	7,648.00	3.6
TOTAL JUVENILE PROBATION	2,932,982.00	2,932,982.00	886,677.58	286,836.76	242,843.67	1,803,460.75	38.5%
TOTAL JUVENILE PROBATION	.00	.00	-1,784,800.38	-375,007.19	242,843.67	1,541,956.71	100.0%
TOTAL REVENUES	-8,671,865.00	-8,671,865.00	-2,671,477.96	-661,843.95	.00	-6,000,387.04	
TOTAL EXPENSES	8,671,865.00	8,671,865.00	886,677.58	286,836.76	242,843.67	7,542,343.75	

054 TJJD (A) JUV PROB COMM GRANT

000 UNDEFINED

054 421500 TJPC-A STATE AID	-2,191,161.00	-2,191,161.00	-753,332.33	.00	.00	-1,437,828.67	34.4
054 427030 TJJD GRANT REVENUE	-726,739.00	-726,739.00	-726,739.28	.00	.00	.28	100.0
054 805100 XFER FROM LCJJC	-125,965.00	-125,965.00	.00	.00	.00	-125,965.00	.0
TOTAL UNDEFINED	-3,043,865.00	-3,043,865.00	-1,480,071.61	.00	.00	-1,563,793.39	48.6%

051 JUVENILE PROBATION

05405135 500600 STAFF EMPLOYEES	791,720.00	791,720.00	481,863.48	151,502.48	.00	309,856.52	60.9
---------------------------------	------------	------------	------------	------------	-----	------------	------

BUDGET SUMMARIES REPORT
ACCOUNT SUMMARY JANUARY 2025

FOR 2025 04

	ORIGINAL APPROP	REVISED BUDGET	YTD ACTUAL	MTD ACTUAL	ENCUMBRANCES	AVAILABLE BUDGET	PCT USE/COL
05405135 500700 OVERTIME COMPENSAT	2,000.00	2,000.00	571.32	.00	.00	1,428.68	28.6
05405135 501010 SUPPLEMENT PROBATI	63,000.00	63,000.00	16,310.45	5,436.85	.00	46,689.55	25.9
05405135 501100 SUPPLEMENT DETENTI	31,000.00	31,000.00	5,741.54	1,935.36	.00	25,258.46	18.5
05405135 501600 SALARY ADJUSTMENT	726,739.00	726,739.00	.00	.00	.00	726,739.00	.0
05405135 510100 FICA	103,196.00	103,196.00	30,045.80	9,435.33	.00	73,150.20	29.1
05405135 510200 MEDICARE	24,135.00	24,135.00	7,026.70	2,206.68	.00	17,108.30	29.1
05405135 510300 RETIREMENT	184,921.00	184,921.00	56,048.86	17,651.07	.00	128,872.14	30.3
05405135 510400 GROUP HEALTH INSUR	220,959.00	220,959.00	69,770.69	24,059.80	.00	151,188.31	31.6
05405135 510500 GROUP DENTAL INSUR	11,207.00	11,207.00	3,587.90	1,297.54	.00	7,619.10	32.0
05405135 510600 LIFE INSURANCE	728.00	728.00	368.42	49.12	.00	359.58	50.6
05405135 510700 UNEMPLOYMENT INSUR	1,498.00	1,498.00	511.26	142.73	.00	986.74	34.1
05405135 510900 WORKER'S COMPENSAT	70,240.00	70,240.00	15,495.97	4,800.95	.00	54,744.03	22.1
05405135 520140 SUPPLIES/OTHER OPE	30,000.00	30,000.00	.00	.00	.00	30,000.00	.0
05405135 540100 COMMUNICATIONS - M	3,000.00	3,000.00	427.82	157.82	652.18	1,920.00	36.0
05405135 544100 RESIDENTIAL NON-SE	537,887.00	537,887.00	101,291.13	23,144.75	153,923.87	282,672.00	47.4
05405135 550303 TRAVEL AND TRAININ	12,000.00	12,000.00	2,431.64	292.64	3,468.36	6,100.00	49.2
05405135 562200 CONTRACT SERVICES	55,000.00	55,000.00	4,769.13	1,106.62	10,030.87	40,200.00	26.9
05405135 564500 CONTRACT SERVICES	80,000.00	80,000.00	34,298.00	6,888.25	30,702.00	15,000.00	81.3
05405135 564600 CONTRACT SERVICES	37,750.00	37,750.00	7,350.00	750.00	14,650.00	15,750.00	58.3
05405135 564800 ELECTRONIC MONITOR	32,000.00	32,000.00	3,809.70	1,029.20	17,190.30	11,000.00	65.6
05405135 640820 COMPUTER SOFTWARE	24,885.00	24,885.00	.00	.00	.00	24,885.00	.0
TOTAL JUVENILE PROBATION	3,043,865.00	3,043,865.00	841,719.81	251,887.19	230,617.58	1,971,527.61	35.2%
TOTAL TJJD (A) JUV PROB COMM G	.00	.00	-638,351.80	251,887.19	230,617.58	407,734.22	100.0%
TOTAL REVENUES	-3,043,865.00	-3,043,865.00	-1,480,071.61	.00	.00	-1,563,793.39	
TOTAL EXPENSES	3,043,865.00	3,043,865.00	841,719.81	251,887.19	230,617.58	1,971,527.61	

055 JUVENILE DETENTION

000 UNDEFINED

055 451300 CONTRACTSERV-OTHER COUN	-800,000.00	-800,000.00	-440,777.00	-113,655.00	.00	-359,223.00	55.1
055 805100 XFER FROM LCJJC	-5,295,505.00	-5,295,505.00	.00	.00	.00	-5,295,505.00	.0
TOTAL UNDEFINED	-6,095,505.00	-6,095,505.00	-440,777.00	-113,655.00	.00	-5,654,728.00	7.2%

051 JUVENILE PROBATION

05505135 500600 STAFF EMPLOYEES	4,077,415.00	4,077,415.00	1,306,060.25	423,470.87	.00	2,771,354.75	32.0
---------------------------------	--------------	--------------	--------------	------------	-----	--------------	------

BUDGET SUMMARIES REPORT
ACCOUNT SUMMARY JANUARY 2025

FOR 2025 04

	ORIGINAL APPROP	REVISED BUDGET	YTD ACTUAL	MTD ACTUAL	ENCUMBRANCES	AVAILABLE BUDGET	PCT USE/COL
05505135 500700 OVERTIME COMPENSAT	25,500.00	25,500.00	3,837.38	285.66	.00	21,662.62	15.0
05505135 510100 FICA	252,799.00	252,799.00	77,886.41	25,339.05	.00	174,912.59	30.8
05505135 510200 MEDICARE	59,123.00	59,123.00	18,215.57	5,926.18	.00	40,907.43	30.8
05505135 510300 RETIREMENT	453,465.00	453,465.00	145,530.02	47,079.56	.00	307,934.98	32.1
05505135 510400 GROUP HEALTH INSUR	587,858.00	587,858.00	205,094.61	71,439.37	.00	382,763.39	34.9
05505135 510500 GROUP DENTAL INSUR	30,870.00	30,870.00	9,912.44	3,348.66	.00	20,957.56	32.1
05505135 510600 LIFE INSURANCE	2,097.00	2,097.00	1,024.60	144.70	.00	1,072.40	48.9
05505135 510700 UNEMPLOYMENT INSUR	4,055.00	4,055.00	1,326.47	381.10	.00	2,728.53	32.7
05505135 510900 WORKER'S COMPENSAT	171,251.00	171,251.00	51,047.74	16,433.85	.00	120,203.26	29.8
05505135 520100 SUPPLIES/OTH OPER	35,000.00	35,000.00	15,626.30	994.14	12,829.60	6,544.10	81.3
05505135 522700 RESIDENT SUPPLIES	33,572.00	33,572.00	8,924.11	4,475.18	6,838.02	17,809.87	47.0
05505135 523100 NON-CAPITAL EQUIPM	13,000.00	13,000.00	.00	.00	.00	13,000.00	.0
05505135 530100 EQUIPMENT OPER/MAI	1,000.00	1,000.00	307.76	307.76	.00	692.24	30.8
05505135 530200 VEHICLE OPERATION/	2,500.00	2,500.00	225.00	87.44	1,775.00	500.00	80.0
05505135 550201 RESIDENT TRANSPORT	10,000.00	10,000.00	736.00	216.00	40.00	9,224.00	7.8
05505135 561100 MEDICAL FOR RESIDE	10,000.00	22,000.00	9,780.53	2,674.76	9,875.00	2,344.47	89.3
05505135 561400 PROFESSIONAL SERVI	11,000.00	11,000.00	300.00	150.00	300.00	10,350.00	5.9
05505135 562200 CONTRACT SERVICES	115,000.00	103,000.00	14,530.00	3,570.00	81,986.00	6,484.00	93.7
05505135 564200 RESIDENTIAL PLACEM	200,000.00	200,000.00	1,545.53	118.87	12,454.47	186,000.00	7.0
TOTAL JUVENILE PROBATION	6,095,505.00	6,095,505.00	1,871,910.72	606,443.15	126,148.09	4,097,446.19	32.8%
TOTAL JUVENILE DETENTION	.00	.00	1,431,133.72	492,788.15	126,148.09	-1,557,281.81	100.0%
TOTAL REVENUES	-6,095,505.00	-6,095,505.00	-440,777.00	-113,655.00	.00	-5,654,728.00	
TOTAL EXPENSES	6,095,505.00	6,095,505.00	1,871,910.72	606,443.15	126,148.09	4,097,446.19	
057 JUVENILE FOOD SERVICE							
000 UNDEFINED							
057 426600 DHS SCHOOL MEAL PROGRAM	-150,000.00	-150,000.00	-54,515.54	-14,699.51	.00	-95,484.46	36.3
057 426700 DHS COMMODITIES PROGRAM	-7,449.00	-7,449.00	.00	.00	.00	-7,449.00	.0
057 805100 XFER FROM LCJJC	-307,278.00	-307,278.00	.00	.00	.00	-307,278.00	.0
TOTAL UNDEFINED	-464,727.00	-464,727.00	-54,515.54	-14,699.51	.00	-410,211.46	11.7%
051 JUVENILE PROBATION							
05705135 500600 STAFF EMPLOYEES	123,492.00	123,492.00	41,861.36	13,969.70	.00	81,630.64	33.9

BUDGET SUMMARIES REPORT
ACCOUNT SUMMARY JANUARY 2025

FOR 2025 04

	ORIGINAL APPROP	REVISED BUDGET	YTD ACTUAL	MTD ACTUAL	ENCUMBRANCES	AVAILABLE BUDGET	PCT USE/COL
05705135 500700 OVERTIME COMPENSAT	1,000.00	1,000.00	.00	.00	.00	1,000.00	.0
05705135 500800 TEMPORARY	20,000.00	20,000.00	4,849.39	1,584.38	.00	15,150.61	24.2
05705135 510100 FICA	7,657.00	7,657.00	2,649.48	877.36	.00	5,007.52	34.6
05705135 510200 MEDICARE	1,791.00	1,791.00	619.62	205.16	.00	1,171.38	34.6
05705135 510300 RETIREMENT	13,720.00	13,720.00	4,650.79	1,552.04	.00	9,069.21	33.9
05705135 510400 GROUP HEALTH INSUR	31,497.00	31,497.00	10,942.38	3,795.00	.00	20,554.62	34.7
05705135 510500 GROUP DENTAL INSUR	1,224.00	1,224.00	521.91	177.00	.00	702.09	42.6
05705135 510600 LIFE INSURANCE	87.00	87.00	46.32	6.66	.00	40.68	53.2
05705135 510700 UNEMPLOYMENT INSUR	123.00	123.00	47.26	13.99	.00	75.74	38.4
05705135 510900 WORKER'S COMPENSAT	5,186.00	5,186.00	1,971.22	656.39	.00	3,214.78	38.0
05705135 520600 KITCHEN SUPPLIES	4,500.00	4,500.00	3,751.85	139.25	543.26	204.89	95.4
05705135 521900 FOOD	250,000.00	250,000.00	96,703.20	29,457.00	151,349.36	1,947.44	99.2
05705135 523100 NON-CAPITAL EQUIPM	2,000.00	2,000.00	.00	.00	.00	2,000.00	.0
05705135 530100 EQUIPMENT OPER/MAI	250.00	250.00	.00	.00	.00	250.00	.0
05705135 570100 RENTALS AND LEASES	2,200.00	2,200.00	342.68	85.67	685.36	1,171.96	46.7
TOTAL JUVENILE PROBATION	464,727.00	464,727.00	168,957.46	52,519.60	152,577.98	143,191.56	69.2%
TOTAL JUVENILE FOOD SERVICE	.00	.00	114,441.92	37,820.09	152,577.98	-267,019.90	100.0%
TOTAL REVENUES	-464,727.00	-464,727.00	-54,515.54	-14,699.51	.00	-410,211.46	
TOTAL EXPENSES	464,727.00	464,727.00	168,957.46	52,519.60	152,577.98	143,191.56	
067 CJD DWI COURT GRANT							
000 UNDEFINED							
067 420100 GRANT REVENUE	-51,612.00	-51,612.00	-13,455.98	.00	.00	-38,156.02	26.1
TOTAL UNDEFINED	-51,612.00	-51,612.00	-13,455.98	.00	.00	-38,156.02	26.1%
014 COURTS							
06701420 520100 SUPPLIES/OTH OPER	500.00	500.00	.00	.00	500.00	.00	100.0
06701420 520220 SUPPLIES/DRUG TEST	32,000.00	32,000.00	13,192.14	.00	.00	18,807.86	41.2
06701420 550300 TRAVEL AND TRAININ	5,000.00	5,000.00	.00	.00	.00	5,000.00	.0
06701420 561400 PROFESSIONAL SERVI	1,012.00	1,012.00	263.84	.00	.00	748.16	26.1
06701420 562200 CONTRACT SERVICES	13,100.00	13,100.00	.00	.00	.00	13,100.00	.0
TOTAL COURTS	51,612.00	51,612.00	13,455.98	.00	500.00	37,656.02	27.0%

BUDGET SUMMARIES REPORT
ACCOUNT SUMMARY JANUARY 2025

FOR 2025 04

	ORIGINAL APPROP	REVISED BUDGET	YTD ACTUAL	MTD ACTUAL	ENCUMBRANCES	AVAILABLE BUDGET	PCT USE/COL
TOTAL CJD DWI COURT GRANT	.00	.00	.00	.00	500.00	-500.00	100.0%
TOTAL REVENUES	-51,612.00	-51,612.00	-13,455.98	.00	.00	-38,156.02	
TOTAL EXPENSES	51,612.00	51,612.00	13,455.98	.00	500.00	37,656.02	
070 ON LINE ACCESS							
000 UNDEFINED							
070 470000 INTEREST INCOME	-10,000.00	-10,000.00	-3,032.44	.00	.00	-6,967.56	30.3
070 736100 DRAW FROM RESERVES	-175,000.00	-175,000.00	.00	.00	.00	-175,000.00	.0
TOTAL UNDEFINED	-185,000.00	-185,000.00	-3,032.44	.00	.00	-181,967.56	1.6%
014 COURTS							
07001420 520100 SUPPLIES/OTH OPER	97,000.00	97,000.00	.00	.00	500.00	96,500.00	.5
07001420 523100 NON-CAPITAL EQUIPM	75,000.00	75,000.00	.00	.00	.00	75,000.00	.0
07001420 550300 TRAVEL AND TRAININ	8,000.00	8,000.00	.00	.00	.00	8,000.00	.0
07001420 562200 CONTRACT SERVICES	5,000.00	5,000.00	.00	.00	.00	5,000.00	.0
TOTAL COURTS	185,000.00	185,000.00	.00	.00	500.00	184,500.00	.3%
TOTAL ON LINE ACCESS	.00	.00	-3,032.44	.00	500.00	2,532.44	100.0%
TOTAL REVENUES	-185,000.00	-185,000.00	-3,032.44	.00	.00	-181,967.56	
TOTAL EXPENSES	185,000.00	185,000.00	.00	.00	500.00	184,500.00	
072 CJD DRUG COURT GRANT							
000 UNDEFINED							
072 420100 GRANT REVENUE	-51,612.00	-51,612.00	-13,187.47	-133.95	.00	-38,424.53	25.6
TOTAL UNDEFINED	-51,612.00	-51,612.00	-13,187.47	-133.95	.00	-38,424.53	25.6%
014 COURTS							
07201420 520100 SUPPLIES/OTH OPER	500.00	500.00	131.32	131.32	368.68	.00	100.0

BUDGET SUMMARIES REPORT
ACCOUNT SUMMARY JANUARY 2025

FOR 2025 04

	ORIGINAL APPROP	REVISED BUDGET	YTD ACTUAL	MTD ACTUAL	ENCUMBRANCES	AVAILABLE BUDGET	PCT USE/COL
07201420 520220 SUPPLIES/DRUG TEST	32,000.00	32,000.00	12,797.57	.00	.00	19,202.43	40.0
07201420 550300 TRAVEL AND TRAININ	5,000.00	5,000.00	.00	.00	.00	5,000.00	.0
07201420 561400 PROFESSIONAL SERVI	1,012.00	1,012.00	258.58	2.63	.00	753.42	25.6
07201420 562200 CONTRACT SERVICES	13,100.00	13,100.00	.00	.00	.00	13,100.00	.0
TOTAL COURTS	51,612.00	51,612.00	13,187.47	133.95	368.68	38,055.85	26.3%
TOTAL CJD DRUG COURT GRANT	.00	.00	.00	.00	368.68	-368.68	100.0%
TOTAL REVENUES	-51,612.00	-51,612.00	-13,187.47	-133.95	.00	-38,424.53	
TOTAL EXPENSES	51,612.00	51,612.00	13,187.47	133.95	368.68	38,055.85	

074 COUNTY DRUG COURT COURT COST

000 UNDEFINED

074 437000 DRUG COURT FEE	-600.00	-600.00	-65.85	.00	.00	-534.15	11.0
074 437200 COUNTY SPECIALTY COURT	-26,700.00	-26,700.00	-9,594.10	-2,591.07	.00	-17,105.90	35.9
074 470000 INTEREST INCOME	-9,000.00	-9,000.00	-3,147.78	.00	.00	-5,852.22	35.0
TOTAL UNDEFINED	-36,300.00	-36,300.00	-12,807.73	-2,591.07	.00	-23,492.27	35.3%

014 COURTS

07401420 550300 TRAVEL AND TRAININ	22,150.00	22,150.00	.00	.00	.00	22,150.00	.0
07401420 562200 CONTRACT SERVICES	14,150.00	14,150.00	.00	.00	.00	14,150.00	.0
TOTAL COURTS	36,300.00	36,300.00	.00	.00	.00	36,300.00	.0%
TOTAL COUNTY DRUG COURT COURT	.00	.00	-12,807.73	-2,591.07	.00	12,807.73	100.0%
TOTAL REVENUES	-36,300.00	-36,300.00	-12,807.73	-2,591.07	.00	-23,492.27	
TOTAL EXPENSES	36,300.00	36,300.00	.00	.00	.00	36,300.00	

075 DISPUTE RESOLUTION

000 UNDEFINED

075 438000 ADR FEES	-269,052.00	-269,052.00	-83,096.16	-22,851.40	.00	-185,955.84	30.9
---------------------	-------------	-------------	------------	------------	-----	-------------	------

BUDGET SUMMARIES REPORT
ACCOUNT SUMMARY JANUARY 2025

FOR 2025 04

075	DISPUTE RESOLUTION	ORIGINAL APPROP	REVISED BUDGET	YTD ACTUAL	MTD ACTUAL	ENCUMBRANCES	AVAILABLE BUDGET	PCT USE/COL
075 438100	ADMIN FEES	-36,588.00	-36,588.00	-6,170.00	-550.00	.00	-30,418.00	16.9
075 438210	MEDIATION FEES	-48,612.00	-48,612.00	-8,258.37	-1,000.00	.00	-40,353.63	17.0
075 438400	TRAINING FEES	-22,375.00	-22,375.00	-6,350.00	-375.00	.00	-16,025.00	28.4
075 438500	ADR FEE OTH COUNTY	-1,440.00	-1,440.00	-359.90	-130.00	.00	-1,080.10	25.0
075 907600	XFER TO USDA-AG-MEDIATI	.00	.00	12,778.33	.00	.00	-12,778.33	100.0
TOTAL UNDEFINED		-378,067.00	-378,067.00	-91,456.10	-24,906.40	.00	-286,610.90	24.2%

075 DISPUTE RESOLUTION

07507525 500200	APPOINTED OFFICIAL	53,449.00	53,449.00	19,975.60	6,347.55	.00	33,473.40	37.4
07507525 500600	STAFF EMPLOYEES	100,983.00	100,983.00	25,380.85	8,287.08	.00	75,602.15	25.1
07507525 500800	TEMPORARY	64,032.00	64,032.00	17,608.79	5,779.59	.00	46,423.21	27.5
07507525 510100	FICA	14,143.00	14,143.00	3,807.79	1,209.78	.00	10,335.21	26.9
07507525 510200	MEDICARE	3,308.00	3,308.00	890.49	282.92	.00	2,417.51	26.9
07507525 510300	RETIREMENT	15,077.00	15,077.00	5,039.06	1,625.89	.00	10,037.94	33.4
07507525 510400	GROUP HEALTH INSUR	13,195.00	13,195.00	3,802.90	2,163.00	.00	9,392.10	28.8
07507525 510500	GROUP DENTAL INSUR	730.00	730.00	265.14	90.00	.00	464.86	36.3
07507525 510600	LIFE INSURANCE	110.00	110.00	25.05	3.09	.00	84.95	22.8
07507525 510700	UNEMPLOYMENT INSUR	234.00	234.00	63.70	18.34	.00	170.30	27.2
07507525 510900	WORKER'S COMPENSAT	749.00	749.00	169.93	55.09	.00	579.07	22.7
07507525 520100	SUPPLIES/OTH OPER	15,000.00	15,000.00	3,230.09	1,328.53	4,988.56	6,781.35	54.8
07507525 520500	MARKETING	1,000.00	1,000.00	129.76	27.71	.00	870.24	13.0
07507525 522800	LAW BOOKS	487.00	487.00	232.00	232.00	255.00	.00	100.0
07507525 540100	COMMUNICATIONS - M	1,080.00	1,080.00	256.62	171.08	823.38	.00	100.0
07507525 550300	TRAVEL AND TRAININ	6,000.00	6,000.00	25.00	.00	.00	5,975.00	.4
07507525 550500	ASSOCIATION DUES	1,466.00	1,466.00	555.25	255.25	.00	910.75	37.9
07507525 561400	PROFESSIONAL SERVI	760.00	760.00	35.00	.00	725.00	.00	100.0
07507525 562200	CONTRACT SERVICES	86,264.00	86,264.00	16,036.74	5,172.50	.00	70,227.26	18.6
TOTAL DISPUTE RESOLUTION		378,067.00	378,067.00	97,529.76	33,049.40	6,791.94	273,745.30	27.6%
TOTAL DISPUTE RESOLUTION		.00	.00	6,073.66	8,143.00	6,791.94	-12,865.60	100.0%
TOTAL REVENUES		-378,067.00	-378,067.00	-104,234.43	-24,906.40	.00	-273,832.57	
TOTAL EXPENSES		378,067.00	378,067.00	110,308.09	33,049.40	6,791.94	260,966.97	

076 USDA AG MEDIATION GRANT

000 UNDEFINED

076 422010	FSA-USDA GRANT REVENUE	-300,000.00	-300,000.00	-30,958.85	.00	.00	-269,041.15	10.3
------------	------------------------	-------------	-------------	------------	-----	-----	-------------	------

BUDGET SUMMARIES REPORT
ACCOUNT SUMMARY JANUARY 2025

FOR 2025 04

076	USDA AG MEDIATION GRANT	ORIGINAL APPROP	REVISED BUDGET	YTD ACTUAL	MTD ACTUAL	ENCUMBRANCES	AVAILABLE BUDGET	PCT USE/COL
076 438220	PROGRAM INCOME	-1,500.00	-1,500.00	-562.50	.00	.00	-937.50	37.5
076 480000	IN-KIND REVENUE	-118,500.00	-118,500.00	-489.75	.00	.00	-118,010.25	.4
076 807500	XFER FROM DISPUTE RESOL	.00	.00	-12,778.33	.00	.00	12,778.33	100.0
TOTAL UNDEFINED		-420,000.00	-420,000.00	-44,789.43	.00	.00	-375,210.57	10.7%

076 USDA AG MEDIATION GRANT

07607625 500200	APPOINTED OFFICIAL	53,650.00	53,650.00	18,775.60	6,347.55	.00	34,874.40	35.0
07607625 500600	STAFF EMPLOYEES	123,185.00	123,185.00	17,215.58	5,871.47	.00	105,969.42	14.0
07607625 500800	TEMPORARY	.00	.00	10,176.77	3,525.91	.00	-10,176.77	100.0
07607625 510100	FICA	10,963.00	10,963.00	2,790.47	937.35	.00	8,172.53	25.5
07607625 510200	MEDICARE	2,564.00	2,564.00	652.66	219.26	.00	1,911.34	25.5
07607625 510300	RETIREMENT	21,043.00	21,043.00	3,998.63	1,357.53	.00	17,044.37	19.0
07607625 510400	GROUP HEALTH INSUR	18,828.00	18,828.00	3,256.86	1,677.00	.00	15,571.14	17.3
07607625 510500	GROUP DENTAL INSUR	1,038.00	1,038.00	204.97	72.00	.00	833.03	19.7
07607625 510600	LIFE INSURANCE	75.00	75.00	19.49	2.46	.00	55.51	26.0
07607625 510700	UNEMPLOYMENT INSUR	177.00	177.00	46.58	14.21	.00	130.42	26.3
07607625 510900	WORKER'S COMPENSAT	477.00	477.00	124.74	42.56	.00	352.26	26.2
07607625 520100	SUPPLIES/OTH OPER	4,000.00	4,000.00	407.87	184.32	1,009.49	2,582.64	35.4
07607625 520500	MARKETING	7,000.00	7,000.00	4,402.84	2,000.00	1,728.44	868.72	87.6
07607625 550300	TRAVEL AND TRAININ	33,500.00	33,500.00	2,259.87	259.87	203.15	31,036.98	7.4
07607625 562200	CONTRACT SERVICES	25,000.00	25,000.00	2,170.74	255.00	1,644.00	21,185.26	15.3
07607625 599000	IN-KIND EXPENSE	118,500.00	118,500.00	489.75	.00	.00	118,010.25	.4
TOTAL USDA AG MEDIATION GRANT		420,000.00	420,000.00	66,993.42	22,766.49	4,585.08	348,421.50	17.0%
TOTAL USDA AG MEDIATION GRANT		.00	.00	22,203.99	22,766.49	4,585.08	-26,789.07	100.0%
TOTAL REVENUES		-420,000.00	-420,000.00	-44,789.43	.00	.00	-375,210.57	
TOTAL EXPENSES		420,000.00	420,000.00	66,993.42	22,766.49	4,585.08	348,421.50	

077 DOMESTIC RELATIONS OFFICE

000 UNDEFINED

077 438010	DRO FEES LUBBOCK COUNTY	-16,320.00	-16,320.00	-4,014.76	-995.94	15.00	-12,320.24	24.5
077 438200	SERVICE FEES	-36,000.00	-36,000.00	-10,628.13	-612.50	.00	-25,371.87	29.5
077 438510	SUPERVISED VISITATION	-21,600.00	-21,600.00	-4,930.00	-290.00	.00	-16,670.00	22.8
077 438700	COMMUNITY SUPERVISION	-60,000.00	-60,000.00	-22,817.78	-5,584.35	.00	-37,182.22	38.0

BUDGET SUMMARIES REPORT
ACCOUNT SUMMARY JANUARY 2025

FOR 2025 04

077	DOMESTIC RELATIONS OFFICE	ORIGINAL APPROP	REVISED BUDGET	YTD ACTUAL	MTD ACTUAL	ENCUMBRANCES	AVAILABLE BUDGET	PCT USE/COL
077 810600	XFER FROM ARPA	-75,000.00	-75,000.00	-75,000.00	.00	.00	.00	100.0
	TOTAL UNDEFINED	-208,920.00	-208,920.00	-117,390.67	-7,482.79	15.00	-91,544.33	56.2%

075 DISPUTE RESOLUTION

07707525 500600	STAFF EMPLOYEES	76,232.00	76,232.00	1,115.19	.00	.00	75,116.81	1.5
07707525 500800	TEMPORARY	20,440.00	20,440.00	18,489.77	7,315.75	.00	1,950.23	90.5
07707525 510100	FICA	4,348.00	4,348.00	1,210.05	453.58	.00	3,137.95	27.8
07707525 510200	MEDICARE	1,017.00	1,017.00	283.06	106.10	.00	733.94	27.8
07707525 510300	RETIREMENT	5,520.00	5,520.00	123.89	.00	.00	5,396.11	2.2
07707525 510400	GROUP HEALTH INSUR	8,232.00	8,232.00	329.28	.00	.00	7,902.72	4.0
07707525 510500	GROUP DENTAL INSUR	415.00	415.00	18.71	.00	.00	396.29	4.5
07707525 510600	LIFE INSURANCE	60.00	60.00	2.68	.00	.00	57.32	4.5
07707525 510700	UNEMPLOYMENT INSUR	91.00	91.00	19.55	6.61	.00	71.45	21.5
07707525 510900	WORKER'S COMPENSAT	189.00	189.00	52.93	19.74	.00	136.07	28.0
07707525 520100	SUPPLIES/OTH OPER	2,896.00	2,896.00	596.00	414.73	1,209.70	1,090.30	62.4
07707525 522800	LAW BOOKS	200.00	200.00	.00	.00	200.00	.00	100.0
07707525 550300	TRAVEL AND TRAININ	4,600.00	4,600.00	1,053.50	.00	.00	3,546.50	22.9
07707525 550500	ASSOCIATION DUES	680.00	680.00	530.00	530.00	.00	150.00	77.9
07707525 562200	CONTRACT SERVICES	84,000.00	84,000.00	20,635.63	7,551.25	.00	63,364.37	24.6
	TOTAL DISPUTE RESOLUTION	208,920.00	208,920.00	44,460.24	16,397.76	1,409.70	163,050.06	22.0%
	TOTAL DOMESTIC RELATIONS OFFIC	.00	.00	-72,930.43	8,914.97	1,424.70	71,505.73	100.0%
	TOTAL REVENUES	-208,920.00	-208,920.00	-117,390.67	-7,482.79	15.00	-91,544.33	
	TOTAL EXPENSES	208,920.00	208,920.00	44,460.24	16,397.76	1,409.70	163,050.06	

079 VENUE HOT & STVR TAX

000 UNDEFINED

079 401200	HOT TAX	-2,100,000.00	-2,100,000.00	-606,270.22	-251,166.26	.00	-1,493,729.78	28.9
079 401400	HOT TAX PENALTY & INTER	-4,000.00	-4,000.00	-13.18	-2.44	.00	-3,986.82	.3
079 401600	SHORT TERM VEHICLE RENT	-775,000.00	-775,000.00	-234,255.99	-73,812.18	.00	-540,744.01	30.2
079 401700	STVR PENALTY AND INTERE	-50.00	-50.00	-342.44	-22.10	.00	292.44	684.9
079 470000	INTEREST INCOME	-300,000.00	-300,000.00	-169,838.13	-44,581.26	.00	-130,161.87	56.6
079 489900	OTHER REVENUE	.00	.00	-579.10	.00	.00	579.10	100.0
079 820800	XFER FROM SPECIAL TAX R	-35,000.00	-35,000.00	.00	.00	.00	-35,000.00	.0

BUDGET SUMMARIES REPORT
ACCOUNT SUMMARY JANUARY 2025

FOR 2025 04

079	VENUE HOT & STVR TAX	ORIGINAL APPROP	REVISED BUDGET	YTD ACTUAL	MTD ACTUAL	ENCUMBRANCES	AVAILABLE BUDGET	PCT USE/COL
079 920800	XFER TO SPECIAL TAX REV	614,342.00	614,342.00	.00	.00	.00	614,342.00	.0
	TOTAL UNDEFINED	-2,599,708.00	-2,599,708.00	-1,011,299.06	-369,584.24	.00	-1,588,408.94	38.9%

001 COMMISSIONERS' COURT

07900110	520100	SUPPLIES/OTH OPER	1,000.00	1,000.00	27.69	27.69	.00	972.31	2.8
07900110	550300	TRAVEL AND TRAININ	2,000.00	2,000.00	.00	.00	.00	2,000.00	.0
07900110	561400	PROFESSIONAL SERVI	49,500.00	49,500.00	.00	.00	.00	49,500.00	.0
07900110	580100	INSURANCE AND BOND	1,500.00	1,500.00	.00	.00	.00	1,500.00	.0
07900110	599900	OTHER CHARGES	2,545,708.00	2,545,708.00	.00	.00	.00	2,545,708.00	.0
	TOTAL COMMISSIONERS' COURT	2,599,708.00	2,599,708.00	27.69	27.69	.00	2,599,680.31	.0%	
	TOTAL VENUE HOT & STVR TAX	.00	.00	-1,011,271.37	-369,556.55	.00	1,011,271.37	100.0%	
	TOTAL REVENUES	-3,214,050.00	-3,214,050.00	-1,011,299.06	-369,584.24	.00	-2,202,750.94		
	TOTAL EXPENSES	3,214,050.00	3,214,050.00	27.69	27.69	.00	3,214,022.31		

081 LAW LIBRARY

000 UNDEFINED

081 450900	COUNTY CLERK	-67,500.00	-67,500.00	-16,380.00	-4,690.00	.00	-51,120.00	24.3
081 451000	DISTRICT CLERK	-104,700.00	-104,700.00	-31,876.68	-8,537.91	.00	-72,823.32	30.4
081 470000	INTEREST INCOME	-75.00	-75.00	18.03	.00	.00	-93.03	-24.0
081 484601	COPIES-NETWORK PRINTER	-100.00	-100.00	-33.50	-12.60	.00	-66.50	33.5
081 489900	OTHER REVENUE	-175.00	-175.00	.00	.00	.00	-175.00	.0
081 801100	XFER FROM GENERAL FUND	-33,840.00	-33,840.00	.00	.00	.00	-33,840.00	.0
	TOTAL UNDEFINED	-206,390.00	-206,390.00	-48,272.15	-13,240.51	.00	-158,117.85	23.4%

081 LAW LIBRARY

08108125	500600	STAFF EMPLOYEES	64,858.00	64,858.00	22,801.42	7,627.44	.00	42,056.58	35.2
08108125	500800	TEMPORARY	5,688.00	5,688.00	1,143.45	257.25	.00	4,544.55	20.1
08108125	510100	FICA	3,779.00	3,779.00	1,422.04	467.79	.00	2,356.96	37.6
08108125	510200	MEDICARE	1,294.00	1,294.00	332.56	109.39	.00	961.44	25.7

BUDGET SUMMARIES REPORT
ACCOUNT SUMMARY JANUARY 2025

FOR 2025 04

	ORIGINAL APPROP	REVISED BUDGET	YTD ACTUAL	MTD ACTUAL	ENCUMBRANCES	AVAILABLE BUDGET	PCT USE/COL
08108125 510300 RETIREMENT	6,853.00	6,853.00	2,533.24	847.41	.00	4,319.76	37.0
08108125 510400 GROUP HEALTH INSUR	7,540.00	7,540.00	2,567.61	870.00	.00	4,972.39	34.1
08108125 510500 GROUP DENTAL INSUR	416.00	416.00	140.57	48.00	.00	275.43	33.8
08108125 510600 LIFE INSURANCE	20.00	20.00	15.44	2.22	.00	4.56	77.2
08108125 510700 UNEMPLOYMENT INSUR	60.00	60.00	24.19	7.10	.00	35.81	40.3
08108125 510900 WORKER'S COMPENSAT	557.00	557.00	201.14	66.24	.00	355.86	36.1
08108125 520100 SUPPLIES/OTH OPER	900.00	900.00	217.47	.00	.00	682.53	24.2
08108125 530800 SOFTWARE MAINTENAN	9,500.00	9,500.00	2,325.00	775.00	6,975.00	200.00	97.9
08108125 550500 ASSOCIATION DUES	409.00	409.00	.00	.00	.00	409.00	.0
08108125 630200 BOOKS AND PERIODIC	104,516.00	104,516.00	64,689.77	4,661.00	39,708.00	118.23	99.9
TOTAL LAW LIBRARY	206,390.00	206,390.00	98,413.90	15,738.84	46,683.00	61,293.10	70.3%
TOTAL LAW LIBRARY	.00	.00	50,141.75	2,498.33	46,683.00	-96,824.75	100.0%
TOTAL REVENUES	-206,390.00	-206,390.00	-48,272.15	-13,240.51	.00	-158,117.85	
TOTAL EXPENSES	206,390.00	206,390.00	98,413.90	15,738.84	46,683.00	61,293.10	

083 ELECTION SERVICES

000 UNDEFINED

083 453000 ELECTION SERVICES CONTR	-1,051,274.00	-1,051,274.00	.00	.00	.00	-1,051,274.00	.0
TOTAL UNDEFINED	-1,051,274.00	-1,051,274.00	.00	.00	.00	-1,051,274.00	.0%

077 ELECTIONS

08307770 500600 STAFF EMPLOYEES	47,251.00	47,251.00	11,163.58	.00	.00	36,087.42	23.6
08307770 500700 OVERTIME COMPENSAT	47,250.00	47,250.00	37,321.20	.00	.00	9,928.80	79.0
08307770 500800 TEMPORARY	20,000.00	20,000.00	.00	.00	.00	20,000.00	.0
08307770 510100 FICA	7,099.00	7,099.00	2,914.74	.00	.00	4,184.26	41.1
08307770 510200 MEDICARE	1,735.00	1,735.00	681.69	.00	.00	1,053.31	39.3
08307770 510300 RETIREMENT	10,016.00	10,016.00	5,386.64	.00	.00	4,629.36	53.8
08307770 510400 GROUP HEALTH INSUR	.00	.00	4,681.11	.00	.00	-4,681.11	100.0
08307770 510500 GROUP DENTAL INSUR	.00	.00	248.46	.00	.00	-248.46	100.0
08307770 510600 LIFE INSURANCE	.00	.00	30.21	.00	.00	-30.21	100.0
08307770 510700 UNEMPLOYMENT INSUR	120.00	120.00	53.37	.00	.00	66.63	44.5
08307770 510900 WORKER'S COMPENSAT	303.00	303.00	1,747.46	.00	.00	-1,444.46	576.7
08307770 520100 SUPPLIES/OTH OPER	24,400.00	24,400.00	.00	.00	.00	24,400.00	.0

BUDGET SUMMARIES REPORT
ACCOUNT SUMMARY JANUARY 2025

FOR 2025 04

	ORIGINAL APPROP	REVISED BUDGET	YTD ACTUAL	MTD ACTUAL	ENCUMBRANCES	AVAILABLE BUDGET	PCT USE/COL
08307770 522500 POSTAGE	25,000.00	25,000.00	.00	.00	.00	25,000.00	.0
08307770 522900 PUBLICATIONS LEGAL	600.00	600.00	.00	.00	.00	600.00	.0
08307770 530200 VEHICLE OPERATION/	3,500.00	3,500.00	224.78	.00	2,775.22	500.00	85.7
08307770 550300 TRAVEL AND TRAININ	20,000.00	20,000.00	1,154.75	495.54	.00	18,845.25	5.8
08307770 561400 PROFESSIONAL SERVI	10,000.00	10,000.00	.00	.00	.00	10,000.00	.0
08307770 562200 CONTRACT SERVICES	798,000.00	798,000.00	348,703.63	.00	172,804.63	276,491.74	65.4
08307770 570100 RENTALS AND LEASES	36,000.00	36,000.00	9,283.55	-698.31	2,018.14	24,698.31	31.4
TOTAL ELECTIONS	1,051,274.00	1,051,274.00	423,595.17	-202.77	177,597.99	450,080.84	57.2%
TOTAL ELECTION SERVICES	.00	.00	423,595.17	-202.77	177,597.99	-601,193.16	100.0%
TOTAL REVENUES	-1,051,274.00	-1,051,274.00	.00	.00	.00	-1,051,274.00	
TOTAL EXPENSES	1,051,274.00	1,051,274.00	423,595.17	-202.77	177,597.99	450,080.84	

085 ELECTION ADMINISTRATION

000 UNDEFINED

085 453000 ELECTION SERVICES CONTR	-33,300.00	-33,300.00	.00	.00	.00	-33,300.00	.0
085 470000 INTEREST INCOME	-9,000.00	-9,000.00	-2,387.20	.00	.00	-6,612.80	26.5
TOTAL UNDEFINED	-42,300.00	-42,300.00	-2,387.20	.00	.00	-39,912.80	5.6%

077 ELECTIONS

08507770 530800 SOFTWARE MAINTENAN	20,000.00	20,690.00	20,690.00	.00	.00	.00	100.0
08507770 550300 TRAVEL AND TRAININ	22,300.00	21,610.00	3,144.05	1,378.62	.00	18,465.95	14.5
TOTAL ELECTIONS	42,300.00	42,300.00	23,834.05	1,378.62	.00	18,465.95	56.3%
TOTAL ELECTION ADMINISTRATION	.00	.00	21,446.85	1,378.62	.00	-21,446.85	100.0%
TOTAL REVENUES	-42,300.00	-42,300.00	-2,387.20	.00	.00	-39,912.80	
TOTAL EXPENSES	42,300.00	42,300.00	23,834.05	1,378.62	.00	18,465.95	

086 ELECTION EQUIPMENT

000 UNDEFINED

086 453000 ELECTION SERVICES CONTR	-139,180.00	-139,180.00	.00	.00	.00	-139,180.00	.0
------------------------------------	-------------	-------------	-----	-----	-----	-------------	----

BUDGET SUMMARIES REPORT
ACCOUNT SUMMARY JANUARY 2025

FOR 2025 04

086	ELECTION EQUIPMENT	ORIGINAL APPROP	REVISED BUDGET	YTD ACTUAL	MTD ACTUAL	ENCUMBRANCES	AVAILABLE BUDGET	PCT USE/COL
086 470000	INTEREST INCOME	-10,000.00	-10,000.00	-7,009.84	.00	.00	-2,990.16	70.1
	TOTAL UNDEFINED	-149,180.00	-149,180.00	-7,009.84	.00	.00	-142,170.16	4.7%

077 ELECTIONS

08607770 520100	SUPPLIES/OTH OPER	1,105.00	1,105.00	.00	.00	.00	1,105.00	.0
08607770 530100	EQUIPMENT OPER/MAI	110,800.00	110,800.00	106,500.00	.00	4,280.28	19.72	100.0
08607770 667700	CAPITAL OUTLAY-ELE	37,275.00	37,275.00	6,995.00	.00	215.00	30,065.00	19.3
	TOTAL ELECTIONS	149,180.00	149,180.00	113,495.00	.00	4,495.28	31,189.72	79.1%
	TOTAL ELECTION EQUIPMENT	.00	.00	106,485.16	.00	4,495.28	-110,980.44	100.0%
	TOTAL REVENUES	-149,180.00	-149,180.00	-7,009.84	.00	.00	-142,170.16	
	TOTAL EXPENSES	149,180.00	149,180.00	113,495.00	.00	4,495.28	31,189.72	

088 SETTLEMENTS FUND

000 UNDEFINED

088 470000	INTEREST INCOME	.00	.00	-5,205.15	.00	.00	5,205.15	100.0
088 736100	DRAW FROM RESERVES	-120,000.00	-120,000.00	.00	.00	.00	-120,000.00	.0
	TOTAL UNDEFINED	-120,000.00	-120,000.00	-5,205.15	.00	.00	-114,794.85	4.3%

002 COUNTY JUDGE

08800210 561400	PROFESSIONAL SERVI	120,000.00	120,000.00	.00	.00	.00	120,000.00	.0
	TOTAL COUNTY JUDGE	120,000.00	120,000.00	.00	.00	.00	120,000.00	.0%
	TOTAL SETTLEMENTS FUND	.00	.00	-5,205.15	.00	.00	5,205.15	100.0%
	TOTAL REVENUES	-120,000.00	-120,000.00	-5,205.15	.00	.00	-114,794.85	
	TOTAL EXPENSES	120,000.00	120,000.00	.00	.00	.00	120,000.00	

090 DIST CLK RECORDS MGT. AND PRES

000 UNDEFINED

BUDGET SUMMARIES REPORT
ACCOUNT SUMMARY JANUARY 2025

FOR 2025 04

090	DIST CLK RECORDS MGT. AND PRES	ORIGINAL APPROP	REVISED BUDGET	YTD ACTUAL	MTD ACTUAL	ENCUMBRANCES	AVAILABLE BUDGET	PCT USE/COL
090 431200	DISTRICT CLERK RECORDS	-74,000.00	-74,000.00	-35,555.84	-9,576.26	.00	-38,444.16	48.0
090 470000	INTEREST INCOME	-1,600.00	-1,600.00	-1,137.46	.00	.00	-462.54	71.1
TOTAL UNDEFINED		-75,600.00	-75,600.00	-36,693.30	-9,576.26	.00	-38,906.70	48.5%
023 DISTRICT CLERK								
09002320 500800	TEMPORARY	22,201.00	22,201.00	4,164.50	1,424.50	.00	18,036.50	18.8
09002320 510100	FICA	1,277.00	1,277.00	258.20	88.32	.00	1,018.80	20.2
09002320 510200	MEDICARE	299.00	299.00	60.39	20.66	.00	238.61	20.2
09002320 510700	UNEMPLOYMENT INSUR	16.00	16.00	4.18	1.27	.00	11.82	26.1
09002320 510900	WORKER'S COMPENSAT	9.00	9.00	11.23	3.84	.00	-2.23	124.8
09002320 520100	SUPPLIES/OTH OPER	51,798.00	51,798.00	364.00	.00	299.00	51,135.00	1.3
TOTAL DISTRICT CLERK		75,600.00	75,600.00	4,862.50	1,538.59	299.00	70,438.50	6.8%
TOTAL DIST CLK RECORDS MGT. AN		.00	.00	-31,830.80	-8,037.67	299.00	31,531.80	100.0%
TOTAL REVENUES		-75,600.00	-75,600.00	-36,693.30	-9,576.26	.00	-38,906.70	
TOTAL EXPENSES		75,600.00	75,600.00	4,862.50	1,538.59	299.00	70,438.50	
091 CTY CLK RECORDS MGT. AND PRES								
000 UNDEFINED								
091 431200	COUNTY CLERK RECORDS MG	-500,000.00	-500,000.00	-163,010.25	-51,991.14	.00	-336,989.75	32.6
091 470000	INTEREST INCOME	-150,000.00	-150,000.00	-59,051.85	.00	.00	-90,948.15	39.4
TOTAL UNDEFINED		-650,000.00	-650,000.00	-222,062.10	-51,991.14	.00	-427,937.90	34.2%
003 COUNTY CLERK								
09100310 500600	STAFF EMPLOYEES	109,156.00	109,156.00	.00	.00	.00	109,156.00	.0
09100310 500700	OVERTIME COMPENSAT	1,000.00	1,000.00	.00	.00	.00	1,000.00	.0
09100310 500900	PART TIME POSITION	40,000.00	40,000.00	7,017.63	2,395.66	.00	32,982.37	17.5
09100310 510100	FICA	9,157.00	9,157.00	435.10	148.53	.00	8,721.90	4.8
09100310 510200	MEDICARE	2,142.00	2,142.00	101.76	34.74	.00	2,040.24	4.8

BUDGET SUMMARIES REPORT
ACCOUNT SUMMARY JANUARY 2025

FOR 2025 04

	ORIGINAL APPROP	REVISED BUDGET	YTD ACTUAL	MTD ACTUAL	ENCUMBRANCES	AVAILABLE BUDGET	PCT USE/COL
09100310 510300 RETIREMENT	16,383.00	16,383.00	779.66	266.16	.00	15,603.34	4.8
09100310 510400 GROUP HEALTH INSUR	15,080.00	15,080.00	.00	.00	.00	15,080.00	.0
09100310 510500 GROUP DENTAL INSUR	832.00	832.00	.00	.00	.00	832.00	.0
09100310 510600 LIFE INSURANCE	40.00	40.00	.00	.00	.00	40.00	.0
09100310 510700 UNEMPLOYMENT INSUR	167.00	167.00	7.06	2.16	.00	159.94	4.2
09100310 510900 WORKER'S COMPENSAT	500.00	500.00	18.94	6.47	.00	481.06	3.8
09100310 520100 SUPPLIES/OTH OPER	34,000.00	34,000.00	.00	.00	.00	34,000.00	.0
09100310 530100 EQUIPMENT OPER/MAI	15,000.00	15,000.00	.00	.00	.00	15,000.00	.0
09100310 561400 PROFESSIONAL SERVI	406,543.00	406,543.00	.00	.00	.00	406,543.00	.0
TOTAL COUNTY CLERK	650,000.00	650,000.00	8,360.15	2,853.72	.00	641,639.85	1.3%
TOTAL CTY CLK RECORDS MGT. AND	.00	.00	-213,701.95	-49,137.42	.00	213,701.95	100.0%
TOTAL REVENUES	-650,000.00	-650,000.00	-222,062.10	-51,991.14	.00	-427,937.90	
TOTAL EXPENSES	650,000.00	650,000.00	8,360.15	2,853.72	.00	641,639.85	
092 CTY RECORDS MGT. AND PRES							
000 UNDEFINED							
092 431400 COUNTY RECORDS MGT. & P	-58,000.00	-58,000.00	-333.00	-57.30	.00	-57,667.00	.6
092 470000 INTEREST INCOME	-15,000.00	-15,000.00	-4,627.07	.00	.00	-10,372.93	30.8
092 736100 DRAW FROM RESERVES	-24,890.00	-24,890.00	.00	.00	.00	-24,890.00	.0
TOTAL UNDEFINED	-97,890.00	-97,890.00	-4,960.07	-57.30	.00	-92,929.93	5.1%
001 COMMISSIONERS' COURT							
09200110 500600 STAFF EMPLOYEES	64,016.00	64,016.00	21,405.70	7,135.29	.00	42,610.30	33.4
09200110 510100 FICA	3,944.00	3,944.00	1,218.34	412.53	.00	2,725.66	30.9
09200110 510200 MEDICARE	923.00	923.00	284.94	96.48	.00	638.06	30.9
09200110 510300 RETIREMENT	7,047.00	7,047.00	2,378.14	792.72	.00	4,668.86	33.7
09200110 510400 GROUP HEALTH INSUR	11,700.00	11,700.00	3,632.59	1,350.00	.00	8,067.41	31.0
09200110 510500 GROUP DENTAL INSUR	468.00	468.00	158.84	54.00	.00	309.16	33.9
09200110 510600 LIFE INSURANCE	20.00	20.00	15.44	2.22	.00	4.56	77.2
09200110 510700 UNEMPLOYMENT INSUR	56.00	56.00	21.66	6.42	.00	34.34	38.7
09200110 510900 WORKER'S COMPENSAT	523.00	523.00	179.82	59.94	.00	343.18	34.4
09200110 520100 SUPPLIES/OTH OPER	6,193.00	6,193.00	.00	.00	.00	6,193.00	.0
09200110 550300 TRAVEL AND TRAININ	3,000.00	3,000.00	.00	.00	.00	3,000.00	.0

BUDGET SUMMARIES REPORT
ACCOUNT SUMMARY JANUARY 2025

FOR 2025 04

	ORIGINAL APPROP	REVISED BUDGET	YTD ACTUAL	MTD ACTUAL	ENCUMBRANCES	AVAILABLE BUDGET	PCT USE/COL
TOTAL COMMISSIONERS' COURT	97,890.00	97,890.00	29,295.47	9,909.60	.00	68,594.53	29.9%
TOTAL CTY RECORDS MGT. AND PRE	.00	.00	24,335.40	9,852.30	.00	-24,335.40	100.0%
TOTAL REVENUES	-97,890.00	-97,890.00	-4,960.07	-57.30	.00	-92,929.93	
TOTAL EXPENSES	97,890.00	97,890.00	29,295.47	9,909.60	.00	68,594.53	
093 COURTHOUSE SECURITY							
000 UNDEFINED							
093 431510 COURTHOUSE SECURITY FEE	-138,000.00	-138,000.00	-38,416.75	-10,709.55	.00	-99,583.25	27.8
093 470000 INTEREST INCOME	-4,500.00	-4,500.00	-875.84	.00	.00	-3,624.16	19.5
093 736100 DRAW FROM RESERVES	-109,990.00	-109,990.00	.00	.00	.00	-109,990.00	.0
TOTAL UNDEFINED	-252,490.00	-252,490.00	-39,292.59	-10,709.55	.00	-213,197.41	15.6%
046 SHERIFF							
09304630 500600 STAFF EMPLOYEES	179,088.00	179,088.00	60,752.45	19,287.07	.00	118,335.55	33.9
09304630 500700 OVERTIME COMPENSAT	3,000.00	3,000.00	397.38	351.26	.00	2,602.62	13.2
09304630 501300 LONGEVITY	1,180.00	1,180.00	39.00	10.00	.00	1,141.00	3.3
09304630 510100 FICA	5,217.00	5,217.00	3,734.08	1,196.66	.00	1,482.92	71.6
09304630 510200 MEDICARE	1,221.00	1,221.00	873.27	279.86	.00	347.73	71.5
09304630 510300 RETIREMENT	8,930.00	8,930.00	6,798.06	2,182.91	.00	2,131.94	76.1
09304630 510400 GROUP HEALTH INSUR	15,080.00	15,080.00	7,153.45	2,306.76	.00	7,926.55	47.4
09304630 510500 GROUP DENTAL INSUR	832.00	832.00	271.24	86.00	.00	560.76	32.6
09304630 510600 LIFE INSURANCE	88.00	88.00	43.66	5.89	.00	44.34	49.6
09304630 510700 UNEMPLOYMENT INSUR	80.00	80.00	61.98	17.69	.00	18.02	77.5
09304630 510900 WORKER'S COMPENSAT	4,774.00	4,774.00	2,582.17	829.16	.00	2,191.83	54.1
09304630 520100 SUPPLIES/OTH OPER	12,200.00	12,200.00	.00	.00	500.00	11,700.00	4.1
09304630 522400 UNIFORMS	7,800.00	7,800.00	1,556.75	364.00	1,443.25	4,800.00	38.5
09304630 523100 NON-CAPITAL EQUIPM	8,000.00	8,000.00	.00	.00	.00	8,000.00	.0
09304630 550300 TRAVEL AND TRAININ	5,000.00	5,000.00	.00	.00	.00	5,000.00	.0
TOTAL SHERIFF	252,490.00	252,490.00	84,263.49	26,917.26	1,943.25	166,283.26	34.1%
TOTAL COURTHOUSE SECURITY	.00	.00	44,970.90	16,207.71	1,943.25	-46,914.15	100.0%
TOTAL REVENUES	-252,490.00	-252,490.00	-39,292.59	-10,709.55	.00	-213,197.41	
TOTAL EXPENSES	252,490.00	252,490.00	84,263.49	26,917.26	1,943.25	166,283.26	

BUDGET SUMMARIES REPORT
ACCOUNT SUMMARY JANUARY 2025

FOR 2025 04

094	COURT RECORD PRESERVATION	ORIGINAL APPROP	REVISED BUDGET	YTD ACTUAL	MTD ACTUAL	ENCUMBRANCES	AVAILABLE BUDGET	PCT USE/COL
094 COURT RECORD PRESERVATION								
000 UNDEFINED								
094 430500	COUNTY CLERK COURT RECO	-100.00	-100.00	.00	.00	.00	-100.00	.0
094 432600	DISTRICT CLERK COURT RE	-200.00	-200.00	-17.49	-10.82	.00	-182.51	8.7
094 470000	INTEREST INCOME	-9,000.00	-9,000.00	-2,419.92	.00	.00	-6,580.08	26.9
094 736100	DRAW FROM RESERVES	-46,200.00	-46,200.00	.00	.00	.00	-46,200.00	.0
TOTAL UNDEFINED		-55,500.00	-55,500.00	-2,437.41	-10.82	.00	-53,062.59	4.4%
001 COMMISSIONERS' COURT								
09400110 520200	SUPPLIES/OTH OPER	500.00	500.00	.00	.00	500.00	.00	100.0
09400110 520300	SUPPLIES/OTH OPER	10,000.00	10,000.00	8,150.00	.00	.00	1,850.00	81.5
09400110 530400	EQUIPMENT OPER/MAI	5,000.00	5,000.00	.00	.00	.00	5,000.00	.0
09400110 561403	PROFESSIONAL SERVI	20,000.00	20,000.00	.00	.00	.00	20,000.00	.0
09400110 562500	CONTRACT SERVICES	20,000.00	20,000.00	.00	.00	.00	20,000.00	.0
TOTAL COMMISSIONERS' COURT		55,500.00	55,500.00	8,150.00	.00	500.00	46,850.00	15.6%
TOTAL COURT RECORD PRESERVATIO		.00	.00	5,712.59	-10.82	500.00	-6,212.59	100.0%
TOTAL REVENUES		-55,500.00	-55,500.00	-2,437.41	-10.82	.00	-53,062.59	
TOTAL EXPENSES		55,500.00	55,500.00	8,150.00	.00	500.00	46,850.00	
095 LOCAL TRUANCY PREVENT & DIVERS								
000 UNDEFINED								
095 435500	TRUANCY PREVENTION	-60,000.00	-60,000.00	-6,441.83	-1,960.73	.00	-53,558.17	10.7
095 435700	YOUTH DIVERSION ADMIN F	-10,000.00	-10,000.00	.00	.00	.00	-10,000.00	.0
095 470000	INTEREST INCOME	-1,500.00	-1,500.00	-644.12	.00	.00	-855.88	42.9
TOTAL UNDEFINED		-71,500.00	-71,500.00	-7,085.95	-1,960.73	.00	-64,414.05	9.9%
001 COMMISSIONERS' COURT								
09500110 500800	TEMPORARY	28,224.00	28,224.00	7,150.50	2,574.00	.00	21,073.50	25.3

BUDGET SUMMARIES REPORT
ACCOUNT SUMMARY JANUARY 2025

FOR 2025 04

	ORIGINAL APPROP	REVISED BUDGET	YTD ACTUAL	MTD ACTUAL	ENCUMBRANCES	AVAILABLE BUDGET	PCT USE/COL
09500110 510100 FICA	1,750.00	1,750.00	443.33	159.59	.00	1,306.67	25.3
09500110 510200 MEDICARE	409.00	409.00	103.70	37.33	.00	305.30	25.4
09500110 510700 UNEMPLOYMENT INSUR	1.00	1.00	7.14	2.31	.00	-6.14	714.0
09500110 510900 WORKER'S COMPENSAT	762.00	762.00	19.31	6.95	.00	742.69	2.5
09500110 562200 CONTRACT SERVICES	40,354.00	40,354.00	380.00	380.00	.00	39,974.00	.9
TOTAL COMMISSIONERS' COURT	71,500.00	71,500.00	8,103.98	3,160.18	.00	63,396.02	11.3%
TOTAL LOCAL TRUANCY PREVENT &	.00	.00	1,018.03	1,199.45	.00	-1,018.03	100.0%
TOTAL REVENUES	-71,500.00	-71,500.00	-7,085.95	-1,960.73	.00	-64,414.05	
TOTAL EXPENSES	71,500.00	71,500.00	8,103.98	3,160.18	.00	63,396.02	
096 HISTORICAL COMMISSION							
000 UNDEFINED							
096 470000 INTEREST INCOME	-500.00	-500.00	-108.24	.00	.00	-391.76	21.6
096 736100 DRAW FROM RESERVES	-7,400.00	-7,400.00	.00	.00	.00	-7,400.00	.0
TOTAL UNDEFINED	-7,900.00	-7,900.00	-108.24	.00	.00	-7,791.76	1.4%
001 COMMISSIONERS' COURT							
09600110 520100 SUPPLIES/OTH OPER	2,000.00	2,000.00	230.39	.00	.00	1,769.61	11.5
09600110 523100 NON-CAPITAL EQUIPM	4,800.00	4,800.00	.00	.00	4,800.00	.00	100.0
09600110 550300 TRAVEL AND TRAININ	1,100.00	1,100.00	.00	.00	.00	1,100.00	.0
TOTAL COMMISSIONERS' COURT	7,900.00	7,900.00	230.39	.00	4,800.00	2,869.61	63.7%
TOTAL HISTORICAL COMMISSION	.00	.00	122.15	.00	4,800.00	-4,922.15	100.0%
TOTAL REVENUES	-7,900.00	-7,900.00	-108.24	.00	.00	-7,791.76	
TOTAL EXPENSES	7,900.00	7,900.00	230.39	.00	4,800.00	2,869.61	
097 CHILD ABUSE PREVENTION							
000 UNDEFINED							
097 430100 CO CHILD ABUSE PREVENTI	-656.00	-656.00	-132.55	-16.82	.00	-523.45	20.2

BUDGET SUMMARIES REPORT
ACCOUNT SUMMARY JANUARY 2025

FOR 2025 04

097	CHILD ABUSE PREVENTION	ORIGINAL APPROP	REVISED BUDGET	YTD ACTUAL	MTD ACTUAL	ENCUMBRANCES	AVAILABLE BUDGET	PCT USE/COL
097 470000	INTEREST INCOME	-164.00	-164.00	-26.18	.00	.00	-137.82	16.0
	TOTAL UNDEFINED	-820.00	-820.00	-158.73	-16.82	.00	-661.27	19.4%
001 COMMISSIONERS' COURT								
09700110 562200	CONTRACT SERVICES	820.00	820.00	700.00	150.00	.00	120.00	85.4
	TOTAL COMMISSIONERS' COURT	820.00	820.00	700.00	150.00	.00	120.00	85.4%
	TOTAL CHILD ABUSE PREVENTION	.00	.00	541.27	133.18	.00	-541.27	100.0%
	TOTAL REVENUES	-820.00	-820.00	-158.73	-16.82	.00	-661.27	
	TOTAL EXPENSES	820.00	820.00	700.00	150.00	.00	120.00	
099 CTY/DIST COURT TECHNOLOGY								
000 UNDEFINED								
099 430510	COUNTY COURT TECHNOLOGY	-2,600.00	-2,600.00	-797.95	-205.79	.00	-1,802.05	30.7
099 432610	DISTRICT COURT TECHNOLOGY	-2,400.00	-2,400.00	-938.69	-260.41	.00	-1,461.31	39.1
099 470000	INTEREST INCOME	-2,000.00	-2,000.00	-861.96	.00	.00	-1,138.04	43.1
	TOTAL UNDEFINED	-7,000.00	-7,000.00	-2,598.60	-466.20	.00	-4,401.40	37.1%
001 COMMISSIONERS' COURT								
09900110 520100	SUPPLIES/OTH OPER	2,500.00	2,500.00	.00	.00	.00	2,500.00	.0
09900110 530100	EQUIPMENT OPER/MAI	4,500.00	4,500.00	.00	.00	.00	4,500.00	.0
	TOTAL COMMISSIONERS' COURT	7,000.00	7,000.00	.00	.00	.00	7,000.00	.0%
	TOTAL CTY/DIST COURT TECHNOLOGY	.00	.00	-2,598.60	-466.20	.00	2,598.60	100.0%
	TOTAL REVENUES	-7,000.00	-7,000.00	-2,598.60	-466.20	.00	-4,401.40	
	TOTAL EXPENSES	7,000.00	7,000.00	.00	.00	.00	7,000.00	
102 DIST COURT RECORDS TECHNOLOGY								
000 UNDEFINED								

BUDGET SUMMARIES REPORT
ACCOUNT SUMMARY JANUARY 2025

FOR 2025 04

102	DIST COURT RECORDS TECHNOLOGY	ORIGINAL APPROP	REVISED BUDGET	YTD ACTUAL	MTD ACTUAL	ENCUMBRANCES	AVAILABLE BUDGET	PCT USE/COL
-----	-------------------------------	-----------------	----------------	------------	------------	--------------	------------------	-------------

102 437310	DISTRICT COURT RECORDS	-2,000.00	-2,000.00	-24.15	-10.82	.00	-1,975.85	1.2
102 470000	INTEREST INCOME	-1,000.00	-1,000.00	-51.41	.00	.00	-948.59	5.1
TOTAL UNDEFINED		-3,000.00	-3,000.00	-75.56	-10.82	.00	-2,924.44	2.5%

023 DISTRICT CLERK

10202320 562200	CONTRACT SERVICES	3,000.00	3,000.00	.00	.00	.00	3,000.00	.0
TOTAL DISTRICT CLERK		3,000.00	3,000.00	.00	.00	.00	3,000.00	.0%
TOTAL DIST COURT RECORDS TECHN		.00	.00	-75.56	-10.82	.00	75.56	100.0%
TOTAL REVENUES		-3,000.00	-3,000.00	-75.56	-10.82	.00	-2,924.44	
TOTAL EXPENSES		3,000.00	3,000.00	.00	.00	.00	3,000.00	

103 COUNTY CLERK RECORDS ARCHIVES

000 UNDEFINED

103 437300	COUNTY CLERK RECORDS AR	-500,000.00	-500,000.00	-145,170.00	-46,850.00	.00	-354,830.00	29.0
103 470000	INTEREST INCOME	-150,000.00	-150,000.00	-41,406.35	.00	.00	-108,593.65	27.6
103 736100	DRAW FROM RESERVES	-830,000.00	-830,000.00	.00	.00	.00	-830,000.00	.0
TOTAL UNDEFINED		-1,480,000.00	-1,480,000.00	-186,576.35	-46,850.00	.00	-1,293,423.65	12.6%

003 COUNTY CLERK

10300310 561400	PROFESSIONAL SERVI	780,000.00	780,000.00	.00	.00	.00	780,000.00	.0
10300310 562200	CONTRACT SERVICES	700,000.00	700,000.00	9,857.98	6,070.12	41,906.97	648,235.05	7.4
TOTAL COUNTY CLERK		1,480,000.00	1,480,000.00	9,857.98	6,070.12	41,906.97	1,428,235.05	3.5%
TOTAL COUNTY CLERK RECORDS ARC		.00	.00	-176,718.37	-40,779.88	41,906.97	134,811.40	100.0%
TOTAL REVENUES		-1,480,000.00	-1,480,000.00	-186,576.35	-46,850.00	.00	-1,293,423.65	
TOTAL EXPENSES		1,480,000.00	1,480,000.00	9,857.98	6,070.12	41,906.97	1,428,235.05	

105 COMMUNITY/ECONOMIC DEV PRG

000 UNDEFINED

BUDGET SUMMARIES REPORT
ACCOUNT SUMMARY JANUARY 2025

FOR 2025 04

105	COMMUNITY/ECONOMIC DEV PRG	ORIGINAL APPROP	REVISED BUDGET	YTD ACTUAL	MTD ACTUAL	ENCUMBRANCES	AVAILABLE BUDGET	PCT USE/COL
105 470000	INTEREST INCOME	-22,048.00	-22,048.00	-4,531.01	.00	.00	-17,516.99	20.6
105 489900	OTHER REVENUE	-108,102.00	-108,102.00	.00	.00	.00	-108,102.00	.0
TOTAL UNDEFINED		-130,150.00	-130,150.00	-4,531.01	.00	.00	-125,618.99	3.5%
002 COUNTY JUDGE								
10500210	520100 SUPPLIES/OTH OPER	130,150.00	130,150.00	40,000.00	30,000.00	45,000.00	45,150.00	65.3
TOTAL COUNTY JUDGE		130,150.00	130,150.00	40,000.00	30,000.00	45,000.00	45,150.00	65.3%
TOTAL COMMUNITY/ECONOMIC DEV P		.00	.00	35,468.99	30,000.00	45,000.00	-80,468.99	100.0%
TOTAL REVENUES		-130,150.00	-130,150.00	-4,531.01	.00	.00	-125,618.99	
TOTAL EXPENSES		130,150.00	130,150.00	40,000.00	30,000.00	45,000.00	45,150.00	
106 AMERICAN RESCUE PLAN ACT								
000 UNDEFINED								
106 420100	GRANT REVENUE	-13,979,716.00	-13,979,716.00	-11,550,171.42	.00	.00	-2,429,544.58	82.6
106 470000	INTEREST INCOME	.00	.00	-2,470,570.55	.00	.00	2,470,570.55	100.0
106 907700	XFER TO DOMESTIC RELATI	75,000.00	75,000.00	75,000.00	.00	.00	.00	100.0
TOTAL UNDEFINED		-13,904,716.00	-13,904,716.00	-13,945,741.97	.00	.00	41,025.97	100.3%
001 COMMISSIONERS' COURT								
10600110	500600 STAFF EMPLOYEES	322,488.00	322,488.00	.00	.00	.00	322,488.00	.0
10600110	510100 FICA	20,041.00	20,041.00	.00	.00	.00	20,041.00	.0
10600110	510200 MEDICARE	4,686.00	4,686.00	.00	.00	.00	4,686.00	.0
10600110	510300 RETIREMENT	38,060.00	38,060.00	.00	.00	.00	38,060.00	.0
10600110	510400 GROUP HEALTH INSUR	16,363.00	16,363.00	.00	.00	.00	16,363.00	.0
10600110	510500 GROUP DENTAL INSUR	1,010.00	1,010.00	.00	.00	.00	1,010.00	.0
10600110	510600 LIFE INSURANCE	134.00	134.00	.00	.00	.00	134.00	.0
10600110	510700 UNEMPLOYMENT INSUR	227.00	227.00	.00	.00	.00	227.00	.0

BUDGET SUMMARIES REPORT
ACCOUNT SUMMARY JANUARY 2025

FOR 2025 04

	ORIGINAL APPROP	REVISED BUDGET	YTD ACTUAL	MTD ACTUAL	ENCUMBRANCES	AVAILABLE BUDGET	PCT USE/COL
10600110 510900 WORKER'S COMPENSAT	897.00	897.00	.00	.00	.00	897.00	.0
10600110 523100 NON-CAPITAL EQUIPM	453,600.00	453,600.00	.00	.00	394,514.51	59,085.49	87.0
10600110 530100 EQUIPMENT OPER/MAI	61,476.00	61,476.00	.00	.00	.00	61,476.00	.0
10600110 561400 PROFESSIONAL SERVI	6,832,330.00	6,832,330.00	2,875,889.70	1,710,883.60	.00	3,956,440.30	42.1
10600110 620500 OTHER IMPROVEMENTS	5,301,456.00	5,301,456.00	94,848.06	26,976.52	1,244.16	5,205,363.78	1.8
10600110 660500 CAPITAL OUTLAY TEC	851,948.00	851,948.00	.00	.00	850,940.90	1,007.10	99.9
TOTAL COMMISSIONERS' COURT	13,904,716.00	13,904,716.00	2,970,737.76	1,737,860.12	1,246,699.57	9,687,278.67	30.3%
TOTAL AMERICAN RESCUE PLAN ACT	.00	.00	-10,975,004.21	1,737,860.12	1,246,699.57	9,728,304.64	100.0%
TOTAL REVENUES	-13,979,716.00	-13,979,716.00	-14,020,741.97	.00	.00	41,025.97	
TOTAL EXPENSES	13,979,716.00	13,979,716.00	3,045,737.76	1,737,860.12	1,246,699.57	9,687,278.67	

108 JP1 JUSTICE COURT TECHNOLOGY

000 UNDEFINED

108 430120 JUDICIAL TECH FUND FEE-	-6,500.00	-6,500.00	-1,714.48	-410.36	.00	-4,785.52	26.4
108 470000 INTEREST INCOME	-2,800.00	-2,800.00	-655.32	.00	.00	-2,144.68	23.4
108 736100 DRAW FROM RESERVES	-19,501.00	-19,501.00	.00	.00	.00	-19,501.00	.0
TOTAL UNDEFINED	-28,801.00	-28,801.00	-2,369.80	-410.36	.00	-26,431.20	8.2%

001 COMMISSIONERS' COURT

10800120 500800 TEMPORARY	17,000.00	17,000.00	.00	.00	.00	17,000.00	.0
10800120 510100 FICA	1,054.00	1,054.00	.00	.00	.00	1,054.00	.0
10800120 510200 MEDICARE	247.00	247.00	.00	.00	.00	247.00	.0
10800120 520100 SUPPLIES/OTH OPER	500.00	500.00	.00	.00	.00	500.00	.0
10800120 523100 NON-CAPITAL EQUIPM	4,500.00	4,500.00	.00	.00	.00	4,500.00	.0
10800120 540100 COMMUNICATIONS - M	4,000.00	4,000.00	140.67	87.78	400.00	3,459.33	13.5
10800120 550300 TRAVEL AND TRAININ	1,500.00	1,500.00	720.00	720.00	.00	780.00	48.0
TOTAL COMMISSIONERS' COURT	28,801.00	28,801.00	860.67	807.78	400.00	27,540.33	4.4%
TOTAL JP1 JUSTICE COURT TECHNO	.00	.00	-1,509.13	397.42	400.00	1,109.13	100.0%
TOTAL REVENUES	-28,801.00	-28,801.00	-2,369.80	-410.36	.00	-26,431.20	
TOTAL EXPENSES	28,801.00	28,801.00	860.67	807.78	400.00	27,540.33	

109 JP2 JUSTICE COURT TECHNOLOGY

000 UNDEFINED

BUDGET SUMMARIES REPORT
ACCOUNT SUMMARY JANUARY 2025

FOR 2025 04

109	JP2 JUSTICE COURT TECHNOLOGY	ORIGINAL APPROP	REVISED BUDGET	YTD ACTUAL	MTD ACTUAL	ENCUMBRANCES	AVAILABLE BUDGET	PCT USE/COL
109 430210	JUDICIAL TECH FUND FEE-	-2,275.00	-2,275.00	-1,029.67	-437.05	.00	-1,245.33	45.3
109 470000	INTEREST INCOME	-3,063.00	-3,063.00	-938.89	.00	.00	-2,124.11	30.7
109 736100	DRAW FROM RESERVES	-32,382.00	-32,382.00	.00	.00	.00	-32,382.00	.0
TOTAL UNDEFINED		-37,720.00	-37,720.00	-1,968.56	-437.05	.00	-35,751.44	5.2%
001 COMMISSIONERS' COURT								
10900120 500900	PART TIME POSITION	14,560.00	14,560.00	.00	.00	.00	14,560.00	.0
10900120 510100	FICA	903.00	903.00	.00	.00	.00	903.00	.0
10900120 510200	MEDICARE	211.00	211.00	.00	.00	.00	211.00	.0
10900120 510300	RETIREMENT	1,522.00	1,522.00	.00	.00	.00	1,522.00	.0
10900120 510700	UNEMPLOYMENT INSUR	131.00	131.00	.00	.00	.00	131.00	.0
10900120 510900	WORKER'S COMPENSAT	393.00	393.00	.00	.00	.00	393.00	.0
10900120 520100	SUPPLIES/OTH OPER	7,500.00	7,500.00	.00	.00	.00	7,500.00	.0
10900120 523000	NON-CAPITAL SOFTWA	7,500.00	7,500.00	.00	.00	.00	7,500.00	.0
10900120 550300	TRAVEL AND TRAININ	5,000.00	5,000.00	.00	.00	.00	5,000.00	.0
TOTAL COMMISSIONERS' COURT		37,720.00	37,720.00	.00	.00	.00	37,720.00	.0%
TOTAL JP2 JUSTICE COURT TECHNO		.00	.00	-1,968.56	-437.05	.00	1,968.56	100.0%
TOTAL REVENUES		-37,720.00	-37,720.00	-1,968.56	-437.05	.00	-35,751.44	
TOTAL EXPENSES		37,720.00	37,720.00	.00	.00	.00	37,720.00	
110 JP3 JUSTICE COURT TECHNOLOGY								
000 UNDEFINED								
110 430310	JUDICIAL TECH FUND FEE-	-1,483.00	-1,483.00	-664.03	-138.34	389.00	-1,207.97	18.5
110 470000	INTEREST INCOME	-865.00	-865.00	-260.69	.00	.00	-604.31	30.1
110 736100	DRAW FROM RESERVES	-752.00	-752.00	.00	.00	.00	-752.00	.0
TOTAL UNDEFINED		-3,100.00	-3,100.00	-924.72	-138.34	389.00	-2,564.28	17.3%
001 COMMISSIONERS' COURT								
11000120 523100	NON-CAPITAL EQUIPM	2,500.00	2,500.00	.00	.00	.00	2,500.00	.0

BUDGET SUMMARIES REPORT
ACCOUNT SUMMARY JANUARY 2025

FOR 2025 04

	ORIGINAL APPROP	REVISED BUDGET	YTD ACTUAL	MTD ACTUAL	ENCUMBRANCES	AVAILABLE BUDGET	PCT USE/COL
11000120 540100 COMMUNICATIONS - M	600.00	600.00	.00	.00	.00	600.00	.0
TOTAL COMMISSIONERS' COURT	3,100.00	3,100.00	.00	.00	.00	3,100.00	.0%
TOTAL JP3 JUSTICE COURT TECHNO	.00	.00	-924.72	-138.34	389.00	535.72	100.0%
TOTAL REVENUES	-3,100.00	-3,100.00	-924.72	-138.34	389.00	-2,564.28	
TOTAL EXPENSES	3,100.00	3,100.00	.00	.00	.00	3,100.00	

111 JP4 JUSTICE COURT TECHNOLOGY

000 UNDEFINED

111 430400 JUDICIAL TECH FUND FEE-	.00	.00	-1,891.70	-546.65	.00	1,891.70	100.0
111 470000 INTEREST INCOME	-2,000.00	-2,000.00	-720.63	.00	.00	-1,279.37	36.0
111 736100 DRAW FROM RESERVES	-29,325.00	-29,325.00	.00	.00	.00	-29,325.00	.0
TOTAL UNDEFINED	-31,325.00	-31,325.00	-2,612.33	-546.65	.00	-28,712.67	8.3%

001 COMMISSIONERS' COURT

11100120 500700 OVERTIME COMPENSAT	10,000.00	10,000.00	1,223.52	118.20	.00	8,776.48	12.2
11100120 510100 FICA	620.00	620.00	56.64	6.48	.00	563.36	9.1
11100120 510200 MEDICARE	145.00	145.00	13.24	1.51	.00	131.76	9.1
11100120 510300 RETIREMENT	1,045.00	1,045.00	114.39	13.13	.00	930.61	10.9
11100120 510400 GROUP HEALTH INSUR	4,600.00	4,600.00	316.21	40.21	.00	4,283.79	6.9
11100120 510500 GROUP DENTAL INSUR	180.00	180.00	12.31	1.53	.00	167.69	6.8
11100120 510600 LIFE INSURANCE	15.00	15.00	1.00	.05	.00	14.00	6.7
11100120 510700 UNEMPLOYMENT INSUR	900.00	900.00	1.06	.11	.00	898.94	.1
11100120 510900 WORKER'S COMPENSAT	270.00	270.00	2.77	.32	.00	267.23	1.0
11100120 520100 SUPPLIES/OTH OPER	6,050.00	6,050.00	.00	.00	.00	6,050.00	.0
11100120 523100 NON-CAPITAL EQUIPM	4,000.00	4,000.00	.00	.00	.00	4,000.00	.0
11100120 550300 TRAVEL AND TRAININ	3,500.00	3,500.00	.00	.00	.00	3,500.00	.0
TOTAL COMMISSIONERS' COURT	31,325.00	31,325.00	1,741.14	181.54	.00	29,583.86	5.6%
TOTAL JP4 JUSTICE COURT TECHNO	.00	.00	-871.19	-365.11	.00	871.19	100.0%
TOTAL REVENUES	-31,325.00	-31,325.00	-2,612.33	-546.65	.00	-28,712.67	
TOTAL EXPENSES	31,325.00	31,325.00	1,741.14	181.54	.00	29,583.86	

112 COURT FACILITY FEE

000 UNDEFINED

BUDGET SUMMARIES REPORT
ACCOUNT SUMMARY JANUARY 2025

FOR 2025 04

112	COURT FACILITY FEE	ORIGINAL APPROP	REVISED BUDGET	YTD ACTUAL	MTD ACTUAL	ENCUMBRANCES	AVAILABLE BUDGET	PCT USE/COL
112 430300	COUNTY CLERK	-40,000.00	-40,000.00	-9,360.13	-2,680.03	.00	-30,639.87	23.4
112 432300	DISTRICT CLERK FEES	-54,000.00	-54,000.00	-18,197.09	-4,877.17	.00	-35,802.91	33.7
112 470000	INTEREST INCOME	-7,000.00	-7,000.00	-2,551.77	.00	.00	-4,448.23	36.5
TOTAL UNDEFINED		-101,000.00	-101,000.00	-30,108.99	-7,557.20	.00	-70,891.01	29.8%
001 COMMISSIONERS' COURT								
11200110 520100	SUPPLIES/OTH OPER	50,500.00	50,500.00	.00	.00	.00	50,500.00	.0
11200110 561400	PROFESSIONAL SERVI	50,500.00	50,500.00	.00	.00	.00	50,500.00	.0
TOTAL COMMISSIONERS' COURT		101,000.00	101,000.00	.00	.00	.00	101,000.00	.0%
TOTAL COURT FACILITY FEE		.00	.00	-30,108.99	-7,557.20	.00	30,108.99	100.0%
TOTAL REVENUES		-101,000.00	-101,000.00	-30,108.99	-7,557.20	.00	-70,891.01	
TOTAL EXPENSES		101,000.00	101,000.00	.00	.00	.00	101,000.00	
114 JUDICIAL EDUCATION & SUPPORT								
000 UNDEFINED								
114 430300	COUNTY CLERK	-5,000.00	-5,000.00	-1,335.00	-315.00	.00	-3,665.00	26.7
114 470000	INTEREST INCOME	-400.00	-400.00	-130.80	.00	.00	-269.20	32.7
TOTAL UNDEFINED		-5,400.00	-5,400.00	-1,465.80	-315.00	.00	-3,934.20	27.1%
001 COMMISSIONERS' COURT								
11400110 550300	TRAVEL AND TRAININ	5,400.00	5,400.00	.00	.00	.00	5,400.00	.0
TOTAL COMMISSIONERS' COURT		5,400.00	5,400.00	.00	.00	.00	5,400.00	.0%
TOTAL JUDICIAL EDUCATION & SUP		.00	.00	-1,465.80	-315.00	.00	1,465.80	100.0%
TOTAL REVENUES		-5,400.00	-5,400.00	-1,465.80	-315.00	.00	-3,934.20	
TOTAL EXPENSES		5,400.00	5,400.00	.00	.00	.00	5,400.00	
115 LANGUAGE ACCESS								

BUDGET SUMMARIES REPORT
ACCOUNT SUMMARY JANUARY 2025

FOR 2025 04

115	LANGUAGE ACCESS	ORIGINAL APPROP	REVISED BUDGET	YTD ACTUAL	MTD ACTUAL	ENCUMBRANCES	AVAILABLE BUDGET	PCT USE/COL
000 UNDEFINED								
115 430300	COUNTY CLERK	-5,500.00	-5,500.00	-1,404.00	-402.00	.00	-4,096.00	25.5
115 432300	DISTRICT CLERK FEES	-8,000.00	-8,000.00	-2,729.68	-731.60	.00	-5,270.32	34.1
115 433100	JP PRECINCT 1	-5,000.00	-5,000.00	-1,848.00	-447.00	.00	-3,152.00	37.0
115 433200	JP PRECINCT 2	-6,000.00	-6,000.00	-2,139.00	-555.00	.00	-3,861.00	35.7
115 433300	JP PRECINCT 3	-8,000.00	-8,000.00	-2,719.34	-777.00	.00	-5,280.66	34.0
115 433400	JP PRECINCT 4	-5,000.00	-5,000.00	-1,854.00	-570.00	.00	-3,146.00	37.1
115 470000	INTEREST INCOME	-3,000.00	-3,000.00	-991.82	.00	.00	-2,008.18	33.1
TOTAL UNDEFINED		-40,500.00	-40,500.00	-13,685.84	-3,482.60	.00	-26,814.16	33.8%
001 COMMISSIONERS' COURT								
11500110 561400	PROFESSIONAL SERVI	20,500.00	20,500.00	.00	.00	.00	20,500.00	.0
11500110 562200	CONTRACT SERVICES	20,000.00	20,000.00	.00	.00	.00	20,000.00	.0
TOTAL COMMISSIONERS' COURT		40,500.00	40,500.00	.00	.00	.00	40,500.00	.0%
TOTAL LANGUAGE ACCESS		.00	.00	-13,685.84	-3,482.60	.00	13,685.84	100.0%
TOTAL REVENUES		-40,500.00	-40,500.00	-13,685.84	-3,482.60	.00	-26,814.16	
TOTAL EXPENSES		40,500.00	40,500.00	.00	.00	.00	40,500.00	
122 SHERIFF CONTRABAND								
000 UNDEFINED								
122 461400	FORFEITED FUNDS-CRIMINA	-115,000.00	-115,000.00	.00	.00	.00	-115,000.00	.0
122 470000	INTEREST INCOME	-7,000.00	-7,000.00	.00	.00	.00	-7,000.00	.0
122 489900	OTHER REVENUE	-2,500.00	-2,500.00	.00	.00	.00	-2,500.00	.0
122 736100	DRAW FROM RESERVES	-88,500.00	-88,500.00	.00	.00	.00	-88,500.00	.0
TOTAL UNDEFINED		-213,000.00	-213,000.00	.00	.00	.00	-213,000.00	.0%
046 SHERIFF								
12204630 520100	SUPPLIES/OTH OPER	50,000.00	50,000.00	.00	.00	.00	50,000.00	.0

BUDGET SUMMARIES REPORT
ACCOUNT SUMMARY JANUARY 2025

FOR 2025 04

	ORIGINAL APPROP	REVISED BUDGET	YTD ACTUAL	MTD ACTUAL	ENCUMBRANCES	AVAILABLE BUDGET	PCT USE/COL
12204630 550300 TRAVEL AND TRAININ	15,000.00	15,000.00	.00	.00	.00	15,000.00	.0
12204630 590600 INVESTIGATIVE EXPE	40,000.00	40,000.00	.00	.00	.00	40,000.00	.0
12204630 594400 DRUG PREVENTION PR	3,000.00	3,000.00	.00	.00	.00	3,000.00	.0
12204630 599900 OTHER CHARGES	40,000.00	40,000.00	.00	.00	.00	40,000.00	.0
12204630 640700 OTHER EQUIPMENT	65,000.00	65,000.00	.00	.00	.00	65,000.00	.0
TOTAL SHERIFF	213,000.00	213,000.00	.00	.00	.00	213,000.00	.0%
TOTAL SHERIFF CONTRABAND	.00	.00	.00	.00	.00	.00	.0%
TOTAL REVENUES	-213,000.00	-213,000.00	.00	.00	.00	-213,000.00	
TOTAL EXPENSES	213,000.00	213,000.00	.00	.00	.00	213,000.00	

124 INMATE SUPPLY

000 UNDEFINED

124 470000 INTEREST INCOME	-130,000.00	-130,000.00	-343.05	.00	.00	-129,656.95	.3
124 484300 CONCESSION COMMISSIONS	-750,000.00	-750,000.00	.00	.00	.00	-750,000.00	.0
124 489900 OTHER REVENUE	-4,000.00	-4,000.00	.00	.00	.00	-4,000.00	.0
124 736100 DRAW FROM RESERVES	-471,000.00	-471,000.00	.00	.00	.00	-471,000.00	.0
TOTAL UNDEFINED	-1,355,000.00	-1,355,000.00	-343.05	.00	.00	-1,354,656.95	.0%

047 DETENTION CENTER

12404730 520100 SUPPLIES/OTH OPER	50,000.00	50,000.00	.00	.00	.00	50,000.00	.0
12404730 522600 INMATE SUPPLIES	100,000.00	100,000.00	.00	.00	.00	100,000.00	.0
12404730 523000 NON-CAPITAL SOFTWA	35,000.00	35,000.00	.00	.00	.00	35,000.00	.0
12404730 523100 NON-CAPITAL EQUIPM	45,000.00	45,000.00	.00	.00	.00	45,000.00	.0
12404730 530800 SOFTWARE MAINTENAN	10,000.00	10,000.00	.00	.00	.00	10,000.00	.0
12404730 562200 CONTRACT SERVICES	1,065,000.00	1,065,000.00	.00	.00	.00	1,065,000.00	.0
12404730 664700 CAPITAL OUTLAY-JAI	50,000.00	50,000.00	.00	.00	.00	50,000.00	.0
TOTAL DETENTION CENTER	1,355,000.00	1,355,000.00	.00	.00	.00	1,355,000.00	.0%
TOTAL INMATE SUPPLY	.00	.00	-343.05	.00	.00	343.05	100.0%
TOTAL REVENUES	-1,355,000.00	-1,355,000.00	-343.05	.00	.00	-1,354,656.95	
TOTAL EXPENSES	1,355,000.00	1,355,000.00	.00	.00	.00	1,355,000.00	

126 VINE GRANT

000 UNDEFINED

BUDGET SUMMARIES REPORT
ACCOUNT SUMMARY JANUARY 2025

FOR 2025 04

126	VINE GRANT	ORIGINAL APPROP	REVISED BUDGET	YTD ACTUAL	MTD ACTUAL	ENCUMBRANCES	AVAILABLE BUDGET	PCT USE/COL
126 420370	STATE REVENUE	-31,000.00	-31,000.00	-7,798.46	.00	.00	-23,201.54	25.2
	TOTAL UNDEFINED	-31,000.00	-31,000.00	-7,798.46	.00	.00	-23,201.54	25.2%
046 SHERIFF								
12604630 520100	SUPPLIES/OTH OPER	31,000.00	31,000.00	7,798.46	.00	23,201.54	.00	100.0
	TOTAL SHERIFF	31,000.00	31,000.00	7,798.46	.00	23,201.54	.00	100.0%
	TOTAL VINE GRANT	.00	.00	.00	.00	23,201.54	-23,201.54	100.0%
	TOTAL REVENUES	-31,000.00	-31,000.00	-7,798.46	.00	.00	-23,201.54	
	TOTAL EXPENSES	31,000.00	31,000.00	7,798.46	.00	23,201.54	.00	
128 HOMELAND SECURITY GRANT								
000 UNDEFINED								
128 423000	2014 HSGP HOMELAND SECU	-132,098.00	-132,098.00	-9,430.00	-9,430.00	.00	-122,668.00	7.1
	TOTAL UNDEFINED	-132,098.00	-132,098.00	-9,430.00	-9,430.00	.00	-122,668.00	7.1%
046 SHERIFF								
12804630 664600	CAPITAL OUTLAY-SHE	132,098.00	132,098.00	9,430.00	9,430.00	106,739.00	15,929.00	87.9
	TOTAL SHERIFF	132,098.00	132,098.00	9,430.00	9,430.00	106,739.00	15,929.00	87.9%
	TOTAL HOMELAND SECURITY GRANT	.00	.00	.00	.00	106,739.00	-106,739.00	100.0%
	TOTAL REVENUES	-132,098.00	-132,098.00	-9,430.00	-9,430.00	.00	-122,668.00	
	TOTAL EXPENSES	132,098.00	132,098.00	9,430.00	9,430.00	106,739.00	15,929.00	
130 PROJECT SAFE NEIGHBORHOOD								
000 UNDEFINED								
130 420100	GRANT REVENUE	-116,398.00	-116,398.00	-3,877.67	.00	.00	-112,520.33	3.3

BUDGET SUMMARIES REPORT
ACCOUNT SUMMARY JANUARY 2025

FOR 2025 04

130	PROJECT SAFE NEIGHBORHOOD	ORIGINAL APPROP	REVISED BUDGET	YTD ACTUAL	MTD ACTUAL	ENCUMBRANCES	AVAILABLE BUDGET	PCT USE/COL
TOTAL UNDEFINED		-116,398.00	-116,398.00	-3,877.67	.00	.00	-112,520.33	3.3%
046 SHERIFF								
13004630	500700 OVERTIME COMPENSAT	8,674.00	8,674.00	3,877.67	.00	.00	4,796.33	44.7
13004630	520100 SUPPLIES/OTH OPER	20,843.00	20,843.00	.00	.00	.00	20,843.00	.0
13004630	523100 NON-CAPITAL EQUIPM	3,099.00	3,099.00	.00	.00	.00	3,099.00	.0
13004630	664600 CAPITAL OUTLAY-SHE	83,782.00	83,782.00	.00	.00	.00	83,782.00	.0
TOTAL SHERIFF		116,398.00	116,398.00	3,877.67	.00	.00	112,520.33	3.3%
TOTAL PROJECT SAFE NEIGHBORHOOD		.00	.00	.00	.00	.00	.00	.0%
TOTAL REVENUES		-116,398.00	-116,398.00	-3,877.67	.00	.00	-112,520.33	
TOTAL EXPENSES		116,398.00	116,398.00	3,877.67	.00	.00	112,520.33	
142 LEOSE SHERIFF								
000 UNDEFINED								
142	424700 LEOSE REVENUE	-65,000.00	-65,000.00	.00	.00	.00	-65,000.00	.0
142	470000 INTEREST INCOME	-6,000.00	-6,000.00	-1,691.41	.00	.00	-4,308.59	28.2
TOTAL UNDEFINED		-71,000.00	-71,000.00	-1,691.41	.00	.00	-69,308.59	2.4%
046 SHERIFF								
14204630	520100 SUPPLIES/OTH OPER	36,000.00	36,000.00	.00	.00	.00	36,000.00	.0
14204630	550300 TRAVEL AND TRAININ	35,000.00	35,000.00	9,570.20	.00	.00	25,429.80	27.3
14204630	664600 CAPITAL OUTLAY-SHE	.00	30,000.00	23,118.00	22,404.00	6,704.00	178.00	99.4
TOTAL SHERIFF		71,000.00	101,000.00	32,688.20	22,404.00	6,704.00	61,607.80	39.0%
TOTAL LEOSE SHERIFF		.00	30,000.00	30,996.79	22,404.00	6,704.00	-7,700.79	125.7%
TOTAL REVENUES		-71,000.00	-71,000.00	-1,691.41	.00	.00	-69,308.59	
TOTAL EXPENSES		71,000.00	101,000.00	32,688.20	22,404.00	6,704.00	61,607.80	

145 SHERIFF COMMISSARY SALARY

000 UNDEFINED

BUDGET SUMMARIES REPORT
ACCOUNT SUMMARY JANUARY 2025

FOR 2025 04

145	SHERIFF COMMISSARY SALARY	ORIGINAL APPROP	REVISED BUDGET	YTD ACTUAL	MTD ACTUAL	ENCUMBRANCES	AVAILABLE BUDGET	PCT USE/COL
145 424500	COMMISSARY SALARY REIMB	-1,081,369.00	-1,081,369.00	-315,645.67	-59,214.13	.00	-765,723.33	29.2
TOTAL UNDEFINED		-1,081,369.00	-1,081,369.00	-315,645.67	-59,214.13	.00	-765,723.33	29.2%

047 DETENTION CENTER

14504730	500600	STAFF EMPLOYEES	761,237.00	761,237.00	259,374.98	86,946.15	.00	501,862.02	34.1
14504730	500700	OVERTIME COMPENSAT	2,000.00	2,000.00	8,946.04	1,512.69	.00	-6,946.04	447.3
14504730	501300	LONGEVITY	.00	.00	273.00	70.00	.00	-273.00	100.0
14504730	501400	INCENTIVE PAY	.00	.00	1,722.56	484.59	.00	-1,722.56	100.0
14504730	510100	FICA	45,840.00	45,840.00	15,774.81	5,223.65	.00	30,065.19	34.4
14504730	510200	MEDICARE	10,722.00	10,722.00	3,689.25	1,221.70	.00	7,032.75	34.4
14504730	510300	RETIREMENT	82,143.00	82,143.00	30,032.16	9,889.39	.00	52,110.84	36.6
14504730	510400	GROUP HEALTH INSUR	140,530.00	140,530.00	42,241.98	14,161.56	.00	98,288.02	30.1
14504730	510500	GROUP DENTAL INSUR	6,110.00	6,110.00	1,900.33	645.00	.00	4,209.67	31.1
14504730	510600	LIFE INSURANCE	720.00	720.00	182.70	26.45	.00	537.30	25.4
14504730	510700	UNEMPLOYMENT INSUR	2,418.00	2,418.00	273.74	80.12	.00	2,144.26	11.3
14504730	510900	WORKER'S COMPENSAT	29,649.00	29,649.00	11,407.29	3,756.34	.00	18,241.71	38.5
TOTAL DETENTION CENTER		1,081,369.00	1,081,369.00	375,818.84	124,017.64	.00	705,550.16	34.8%	
TOTAL SHERIFF COMMISSARY SALAR		.00	.00	60,173.17	64,803.51	.00	-60,173.17	100.0%	
TOTAL REVENUES		-1,081,369.00	-1,081,369.00	-315,645.67	-59,214.13	.00	-765,723.33		
TOTAL EXPENSES		1,081,369.00	1,081,369.00	375,818.84	124,017.64	.00	705,550.16		

146 LECD EMER COMMUNICATION GRANT

000 UNDEFINED

146 420410	GRANT REVENUE LECD	.00	43,860.00	.00	.00	.00	43,860.00	.0
TOTAL UNDEFINED		.00	43,860.00	.00	.00	.00	43,860.00	.0%

046 SHERIFF

14604630	520100	SUPPLIES/OTH OPER	.00	529.00	425.24	425.24	.00	103.76	80.4
----------	--------	-------------------	-----	--------	--------	--------	-----	--------	------

BUDGET SUMMARIES REPORT
ACCOUNT SUMMARY JANUARY 2025

FOR 2025 04

	ORIGINAL APPROP	REVISED BUDGET	YTD ACTUAL	MTD ACTUAL	ENCUMBRANCES	AVAILABLE BUDGET	PCT USE/COL
14604630 523100 NON-CAPITAL EQUIPM	.00	6,338.00	6,337.82	6,337.82	.00	.18	100.0
14604630 550500 ASSOCIATION DUES	.00	352.00	351.90	.00	.00	.10	100.0
14604630 640700 OTHER EQUIPMENT	.00	36,641.00	.00	.00	36,641.00	.00	100.0
TOTAL SHERIFF	.00	43,860.00	7,114.96	6,763.06	36,641.00	104.04	99.8%
TOTAL LECD EMER COMMUNICATION	.00	87,720.00	7,114.96	6,763.06	36,641.00	43,964.04	49.9%
TOTAL REVENUES	.00	43,860.00	.00	.00	.00	43,860.00	
TOTAL EXPENSES	.00	43,860.00	7,114.96	6,763.06	36,641.00	104.04	

148 STATE HOMELAND GRANTS

000 UNDEFINED

148 420100 GRANT REVENUE	-84,747.00	-16,702.00	-16,701.30	-16,701.30	.00	-.70	100.0
TOTAL UNDEFINED	-84,747.00	-16,702.00	-16,701.30	-16,701.30	.00	-.70	100.0%

046 SHERIFF

14804630 523100 NON-CAPITAL EQUIPM	75,785.00	7,740.00	7,740.00	7,740.00	.00	.00	100.0
14804630 664600 CAPITAL OUTLAY-SHE	8,962.00	8,962.00	8,961.30	8,961.30	.00	.70	100.0
TOTAL SHERIFF	84,747.00	16,702.00	16,701.30	16,701.30	.00	.70	100.0%
TOTAL STATE HOMELAND GRANTS	.00	.00	.00	.00	.00	.00	.0%
TOTAL REVENUES	-84,747.00	-16,702.00	-16,701.30	-16,701.30	.00	-.70	
TOTAL EXPENSES	84,747.00	16,702.00	16,701.30	16,701.30	.00	.70	

150 TAG GRANT

000 UNDEFINED

150 420100 GRANT REVENUE	-12,745,788.00	-21,214,593.00	-3,214,487.62	-1,120,620.86	.00	-18,000,105.38	15.2
TOTAL UNDEFINED	-12,745,788.00	-21,214,593.00	-3,214,487.62	-1,120,620.86	.00	-18,000,105.38	15.2%

046 SHERIFF

BUDGET SUMMARIES REPORT
ACCOUNT SUMMARY JANUARY 2025

FOR 2025 04

	ORIGINAL APPROP	REVISED BUDGET	YTD ACTUAL	MTD ACTUAL	ENCUMBRANCES	AVAILABLE BUDGET	PCT USE/COL
15004630 500600 STAFF EMPLOYEES	208,444.00	208,444.00	72,718.49	24,643.19	.00	135,725.51	34.9
15004630 500700 OVERTIME COMPENSAT	61,522.00	61,522.00	23,552.61	10,860.54	.00	37,969.39	38.3
15004630 510100 FICA	12,980.00	12,980.00	4,702.33	1,546.93	.00	8,277.67	36.2
15004630 510200 MEDICARE	3,036.00	3,036.00	1,099.71	361.78	.00	1,936.29	36.2
15004630 510300 RETIREMENT	18,865.00	18,865.00	8,864.64	2,915.21	.00	10,000.36	47.0
15004630 510400 GROUP HEALTH INSUR	22,593.00	22,593.00	7,266.28	2,490.00	.00	15,326.72	32.2
15004630 510500 GROUP DENTAL INSUR	1,245.00	1,245.00	474.70	162.00	.00	770.30	38.1
15004630 510600 LIFE INSURANCE	180.00	180.00	46.32	6.66	.00	133.68	25.7
15004630 510700 UNEMPLOYMENT INSUR	243.00	243.00	80.68	23.62	.00	162.32	33.2
15004630 510900 WORKER'S COMPENSAT	4,246.00	4,246.00	3,367.16	1,107.32	.00	878.84	79.3
15004630 520000 PROJECT SUPPLIES	31,365.00	31,365.00	5,177.23	1,754.20	.00	26,187.77	16.5
15004630 520100 SUPPLIES/OTH OPER	159,420.00	159,420.00	33,926.66	4,887.98	42,983.98	82,509.36	48.2
15004630 523100 NON-CAPITAL EQUIPM	309,050.00	309,050.00	51,411.03	8,311.03	.00	257,638.97	16.6
15004630 540100 COMMUNICATIONS - M	91,644.00	91,644.00	21,682.05	5,840.99	44,225.95	25,736.00	71.9
15004630 540600 UTILITIES	22,875.00	22,875.00	6,194.29	1,184.25	10,140.71	6,540.00	71.4
15004630 550300 TRAVEL AND TRAININ	141,155.00	141,155.00	9,099.93	.00	.00	132,055.07	6.4
15004630 561400 PROFESSIONAL SERVI	54,675.00	54,675.00	7,884.78	2,214.78	14,155.00	32,635.22	40.3
15004630 570200 BUILDING RENTAL	182,000.00	182,000.00	160,279.13	.00	.00	21,720.87	88.1
15004630 590600 INVESTIGATIVE EXPE	78,250.00	78,250.00	12,817.12	12,329.72	20,000.00	45,432.88	41.9
15004630 615000 OTHER IMPROVEMENTS	10,500,000.00	17,536,671.00	1,342,368.32	1,028,059.95	6,295,385.15	9,898,917.53	43.6
15004630 664600 CAPITAL OUTLAY-SHE	842,000.00	2,274,134.00	1,441,474.16	600.23	695,297.48	137,362.36	94.0
TOTAL SHERIFF	12,745,788.00	21,214,593.00	3,214,487.62	1,109,300.38	7,122,188.27	10,877,917.11	48.7%
TOTAL TAG GRANT	.00	.00	.00	-11,320.48	7,122,188.27	-7,122,188.27	100.0%
TOTAL REVENUES	-12,745,788.00	-21,214,593.00	-3,214,487.62	-1,120,620.86	.00	-18,000,105.38	
TOTAL EXPENSES	12,745,788.00	21,214,593.00	3,214,487.62	1,109,300.38	7,122,188.27	10,877,917.11	
161 CDA BUSINESS CRIMES							
000 UNDEFINED							
161 434200 BAD CHECK COLLECTION FE	-25,000.00	-25,000.00	-3,550.94	.00	.00	-21,449.06	14.2
161 470000 INTEREST INCOME	-3,500.00	-3,500.00	-882.09	.00	.00	-2,617.91	25.2
161 481500 OTHER REFUNDS/REIMBURSE	-13,000.00	-13,000.00	-6,315.72	.00	.00	-6,684.28	48.6
161 489900 OTHER REVENUE	-4,700.00	-4,700.00	.00	.00	.00	-4,700.00	.0
161 736100 DRAW FROM RESERVES	-53,800.00	-53,800.00	.00	.00	.00	-53,800.00	.0
TOTAL UNDEFINED	-100,000.00	-100,000.00	-10,748.75	.00	.00	-89,251.25	10.7%
040 DISTRICT ATTORNEY							
16104025 520100 SUPPLIES/OTH OPER	40,000.00	40,000.00	1,752.67	257.70	.00	38,247.33	4.4

BUDGET SUMMARIES REPORT
ACCOUNT SUMMARY JANUARY 2025

FOR 2025 04

	ORIGINAL APPROP	REVISED BUDGET	YTD ACTUAL	MTD ACTUAL	ENCUMBRANCES	AVAILABLE BUDGET	PCT USE/COL
16104025 530100 EQUIPMENT OPER/MAI	2,500.00	2,500.00	.00	.00	.00	2,500.00	.0
16104025 530200 VEHICLE OPERATION/	2,500.00	2,500.00	.00	.00	.00	2,500.00	.0
16104025 550300 TRAVEL AND TRAININ	15,000.00	15,000.00	968.93	606.04	.00	14,031.07	6.5
16104025 560800 WITNESS/INTERPRETE	40,000.00	40,000.00	9,406.66	.00	.00	30,593.34	23.5
TOTAL DISTRICT ATTORNEY	100,000.00	100,000.00	12,128.26	863.74	.00	87,871.74	12.1%
TOTAL CDA BUSINESS CRIMES	.00	.00	1,379.51	863.74	.00	-1,379.51	100.0%
TOTAL REVENUES	-100,000.00	-100,000.00	-10,748.75	.00	.00	-89,251.25	
TOTAL EXPENSES	100,000.00	100,000.00	12,128.26	863.74	.00	87,871.74	
163 CDA CONTRABAND							
000 UNDEFINED							
163 470000 INTEREST INCOME	-500.00	-500.00	-827.06	.00	.00	327.06	165.4
163 489900 OTHER REVENUE	-99,500.00	-99,500.00	-30,445.25	.00	.00	-69,054.75	30.6
TOTAL UNDEFINED	-100,000.00	-100,000.00	-31,272.31	.00	.00	-68,727.69	31.3%
040 DISTRICT ATTORNEY							
16304025 599900 OTHER CHARGES	100,000.00	100,000.00	8,121.12	300.00	.00	91,878.88	8.1
TOTAL DISTRICT ATTORNEY	100,000.00	100,000.00	8,121.12	300.00	.00	91,878.88	8.1%
TOTAL CDA CONTRABAND	.00	.00	-23,151.19	300.00	.00	23,151.19	100.0%
TOTAL REVENUES	-100,000.00	-100,000.00	-31,272.31	.00	.00	-68,727.69	
TOTAL EXPENSES	100,000.00	100,000.00	8,121.12	300.00	.00	91,878.88	
164 CDA SPATTF GRANT							
000 UNDEFINED							
164 420100 GRANT REVENUE	-1,008,481.00	-1,008,481.00	.00	.00	.00	-1,008,481.00	.0
164 420300 STATE GRANT REVENUE	.00	.00	-128,978.49	.00	.00	128,978.49	100.0

BUDGET SUMMARIES REPORT
ACCOUNT SUMMARY JANUARY 2025

FOR 2025 04

164	CDA SPATTF GRANT	ORIGINAL APPROP	REVISED BUDGET	YTD ACTUAL	MTD ACTUAL	ENCUMBRANCES	AVAILABLE BUDGET	PCT USE/COL
164 420400	SPATTF REVENUE-FEDERAL	.00	.00	2,138.90	.00	.00	-2,138.90	100.0
164 470010	INTEREST INCOME-PROGRAM	.00	.00	-14,399.91	-334.31	.00	14,399.91	100.0
164 470100	INTEREST INCOME-FEDERAL	.00	.00	-1,839.74	.00	.00	1,839.74	100.0
164 480000	IN-KIND REVENUE	-262,782.00	-262,782.00	-132,594.00	-66,898.50	.00	-130,188.00	50.5
164 480510	DISPOSAL OF PROPERTY	.00	.00	-2,294.04	.00	.00	2,294.04	100.0
164 480520	SPATTF PROGRAM INCOME	-45,000.00	-45,000.00	-37,442.78	35,840.00	.00	-7,557.22	83.2
164 801100	XFER FROM GENERAL FUND	-250,128.00	-250,128.00	-37,670.67	.00	.00	-212,457.33	15.1
TOTAL UNDEFINED		-1,566,391.00	-1,566,391.00	-353,080.73	-31,392.81	.00	-1,213,310.27	22.5%

040 DISTRICT ATTORNEY

16404025 500600	STAFF EMPLOYEES	666,004.00	666,004.00	226,763.07	74,874.37	.00	439,240.93	34.0
16404025 500700	OVERTIME COMPENSAT	18,000.00	18,000.00	5,754.53	603.06	.00	12,245.47	32.0
16404025 510100	FICA	42,408.00	42,408.00	13,771.13	4,437.90	.00	28,636.87	32.5
16404025 510200	MEDICARE	9,918.00	9,918.00	3,220.71	1,037.92	.00	6,697.29	32.5
16404025 510300	RETIREMENT	71,683.00	71,683.00	25,832.67	8,385.54	.00	45,850.33	36.0
16404025 510400	GROUP HEALTH INSUR	67,779.00	67,779.00	20,613.15	8,940.00	.00	47,165.85	30.4
16404025 510500	GROUP DENTAL INSUR	3,735.00	3,735.00	1,084.81	360.00	.00	2,650.19	29.0
16404025 510600	LIFE INSURANCE	270.00	270.00	134.70	19.98	.00	135.30	49.9
16404025 510700	UNEMPLOYMENT INSUR	615.00	615.00	235.49	67.88	.00	379.51	38.3
16404025 510900	WORKER'S COMPENSAT	46,185.00	46,185.00	9,812.21	3,185.15	.00	36,372.79	21.2
16404025 520100	SUPPLIES/OTH OPER	232,142.00	232,142.00	50,289.54	7,969.04	37,664.33	144,188.13	37.9
16404025 523100	NON-CAPITAL EQUIPM	56,000.00	56,000.00	.00	.00	54,170.00	1,830.00	96.7
16404025 550300	TRAVEL AND TRAININ	17,000.00	17,000.00	2,701.48	.00	.00	14,298.52	15.9
16404025 562200	CONTRACT SERVICES	209,682.00	209,682.00	69,894.00	17,473.50	.00	139,788.00	33.3
16404025 640700	OTHER EQUIPMENT	124,970.00	124,970.00	.00	.00	115,838.00	9,132.00	92.7
TOTAL DISTRICT ATTORNEY		1,566,391.00	1,566,391.00	430,107.49	127,354.34	207,672.33	928,611.18	40.7%
TOTAL CDA SPATTF GRANT		.00	.00	77,026.76	95,961.53	207,672.33	-284,699.09	100.0%
TOTAL REVENUES		-1,566,391.00	-1,566,391.00	-353,080.73	-31,392.81	.00	-1,213,310.27	
TOTAL EXPENSES		1,566,391.00	1,566,391.00	430,107.49	127,354.34	207,672.33	928,611.18	

165 CDA SPATTF CC GRANT

000 UNDEFINED

165 420100	GRANT REVENUE	-842,517.00	-842,517.00	-318,125.25	.00	.00	-524,391.75	37.8
------------	---------------	-------------	-------------	-------------	-----	-----	-------------	------

BUDGET SUMMARIES REPORT
ACCOUNT SUMMARY JANUARY 2025

FOR 2025 04

165	CDA SPATTF CC GRANT	ORIGINAL APPROP	REVISED BUDGET	YTD ACTUAL	MTD ACTUAL	ENCUMBRANCES	AVAILABLE BUDGET	PCT USE/COL
165 481600	CONTRIBUTIONS	-66,183.00	-66,183.00	-27,345.00	-22,988.00	.00	-38,838.00	41.3
165 801100	XFER FROM GENERAL FUND	-9,320.00	-9,320.00	.00	.00	.00	-9,320.00	.0
TOTAL UNDEFINED		-918,020.00	-918,020.00	-345,470.25	-22,988.00	.00	-572,549.75	37.6%
040 DISTRICT ATTORNEY								
16504025 520100	SUPPLIES/OTH OPER	733,830.00	733,190.00	712,612.67	112.67	.00	20,577.33	97.2
16504025 616500	CAPITAL OUTLAY SPA	184,190.00	640.00	.00	.00	.00	640.00	.0
16504025 640700	OTHER EQUIPMENT	.00	184,190.00	41,951.10	28,800.00	83,244.00	58,994.90	68.0
TOTAL DISTRICT ATTORNEY		918,020.00	918,020.00	754,563.77	28,912.67	83,244.00	80,212.23	91.3%
TOTAL CDA SPATTF CC GRANT		.00	.00	409,093.52	5,924.67	83,244.00	-492,337.52	100.0%
TOTAL REVENUES		-918,020.00	-918,020.00	-345,470.25	-22,988.00	.00	-572,549.75	
TOTAL EXPENSES		918,020.00	918,020.00	754,563.77	28,912.67	83,244.00	80,212.23	
166 CDA JAG GRANT								
000 UNDEFINED								
166 422510	FEDERAL GRANT REVENUE-J	-34,308.00	-34,308.00	-40,148.32	.00	.00	5,840.32	117.0
166 422700	FEDERAL GRANT REVENUE-J	.00	.00	6,299.97	.00	.00	-6,299.97	100.0
166 422800	FEDERAL GRANT REVENUE-J	-86,548.00	-86,548.00	-82,191.14	.00	.00	-4,356.86	95.0
166 470020	INTEREST REVENUE JAG23	.00	.00	-4,144.52	-347.02	.00	4,144.52	100.0
166 470300	INTEREST REVENUE-JAG22	.00	.00	-6,768.08	-188.57	.00	6,768.08	100.0
166 470900	INTEREST REVENUE JAG21	.00	.00	-6,299.97	.00	.00	6,299.97	100.0
TOTAL UNDEFINED		-120,856.00	-120,856.00	-133,252.06	-535.59	.00	12,396.06	110.3%
040 DISTRICT ATTORNEY								
16604025 599500	OTHER CHARGES-JAG2	86,548.00	86,548.00	.00	.00	.00	86,548.00	.0
16604025 599600	OTHER CHARGES-JAG2	34,308.00	34,308.00	.00	.00	.00	34,308.00	.0
TOTAL DISTRICT ATTORNEY		120,856.00	120,856.00	.00	.00	.00	120,856.00	.0%
TOTAL CDA JAG GRANT		.00	.00	-133,252.06	-535.59	.00	133,252.06	100.0%
TOTAL REVENUES		-120,856.00	-120,856.00	-133,252.06	-535.59	.00	12,396.06	
TOTAL EXPENSES		120,856.00	120,856.00	.00	.00	.00	120,856.00	

BUDGET SUMMARIES REPORT
ACCOUNT SUMMARY JANUARY 2025

FOR 2025 04

168	CDA Border Prosecution Unit	ORIGINAL APPROP	REVISED BUDGET	YTD ACTUAL	MTD ACTUAL	ENCUMBRANCES	AVAILABLE BUDGET	PCT USE/COL
168 CDA Border Prosecution Unit								
000 UNDEFINED								
168	420100 GRANT REVENUE	-281,587.00	-281,587.00	-71,101.17	-23,929.31	.00	-210,485.83	25.3
	TOTAL UNDEFINED	-281,587.00	-281,587.00	-71,101.17	-23,929.31	.00	-210,485.83	25.3%
040 DISTRICT ATTORNEY								
16804025	500600 STAFF EMPLOYEES	210,380.00	210,380.00	55,291.53	18,576.93	.00	155,088.47	26.3
16804025	510100 FICA	13,211.00	13,211.00	3,372.04	1,143.87	.00	9,838.96	25.5
16804025	510200 MEDICARE	3,090.00	3,090.00	788.61	267.51	.00	2,301.39	25.5
16804025	510300 RETIREMENT	26,020.00	26,020.00	6,142.92	2,063.91	.00	19,877.08	23.6
16804025	510400 GROUP HEALTH INSUR	23,429.00	23,429.00	4,992.15	1,711.45	.00	18,436.85	21.3
16804025	510500 GROUP DENTAL INSUR	1,146.00	1,146.00	278.22	94.42	.00	867.78	24.3
16804025	510600 LIFE INSURANCE	47.00	47.00	30.62	4.37	.00	16.38	65.1
16804025	510700 UNEMPLOYMENT INSUR	195.00	195.00	55.85	16.71	.00	139.15	28.6
16804025	510900 WORKER'S COMPENSAT	569.00	569.00	149.23	50.14	.00	419.77	26.2
16804025	550300 TRAVEL AND TRAININ	3,500.00	3,500.00	.00	.00	.00	3,500.00	.0
	TOTAL DISTRICT ATTORNEY	281,587.00	281,587.00	71,101.17	23,929.31	.00	210,485.83	25.3%
	TOTAL CDA Border Prosecution U	.00	.00	.00	.00	.00	.00	.0%
	TOTAL REVENUES	-281,587.00	-281,587.00	-71,101.17	-23,929.31	.00	-210,485.83	
	TOTAL EXPENSES	281,587.00	281,587.00	71,101.17	23,929.31	.00	210,485.83	
171 CDA VOCA VICTIM ADV PROJECT								
000 UNDEFINED								
171	420300 STATE GRANT REVENUE	-126,546.00	-126,546.00	-32,530.41	-12,980.39	.00	-94,015.59	25.7
171	801100 XFER FROM GENERAL FUND	-31,637.00	-31,637.00	-8,132.60	-3,245.10	.00	-23,504.40	25.7
	TOTAL UNDEFINED	-158,183.00	-158,183.00	-40,663.01	-16,225.49	.00	-117,519.99	25.7%
040 DISTRICT ATTORNEY								
17104025	500600 STAFF EMPLOYEES	111,948.00	111,948.00	31,892.30	12,892.80	.00	80,055.70	28.5

BUDGET SUMMARIES REPORT
ACCOUNT SUMMARY JANUARY 2025

FOR 2025 04

	ORIGINAL APPROP	REVISED BUDGET	YTD ACTUAL	MTD ACTUAL	ENCUMBRANCES	AVAILABLE BUDGET	PCT USE/COL
17104025 510100 FICA	6,941.00	6,941.00	1,969.31	795.62	.00	4,971.69	28.4
17104025 510200 MEDICARE	1,623.00	1,623.00	460.58	186.09	.00	1,162.42	28.4
17104025 510300 RETIREMENT	13,322.00	13,322.00	3,543.23	1,432.38	.00	9,778.77	26.6
17104025 510400 GROUP HEALTH INSUR	15,062.00	15,062.00	2,567.61	870.00	.00	12,494.39	17.0
17104025 510500 GROUP DENTAL INSUR	830.00	830.00	92.57	.00	.00	737.43	11.2
17104025 510600 LIFE INSURANCE	60.00	60.00	19.70	2.22	.00	40.30	32.8
17104025 510700 UNEMPLOYMENT INSUR	101.00	101.00	31.60	11.58	.00	69.40	31.3
17104025 510900 WORKER'S COMPENSAT	374.00	374.00	86.11	34.80	.00	287.89	23.0
17104025 550300 TRAVEL AND TRAININ	7,922.00	7,922.00	.00	.00	.00	7,922.00	.0
TOTAL DISTRICT ATTORNEY	158,183.00	158,183.00	40,663.01	16,225.49	.00	117,519.99	25.7%
TOTAL CDA VOCA VICTIM ADV PROJ	.00	.00	.00	.00	.00	.00	.0%
TOTAL REVENUES	-158,183.00	-158,183.00	-40,663.01	-16,225.49	.00	-117,519.99	
TOTAL EXPENSES	158,183.00	158,183.00	40,663.01	16,225.49	.00	117,519.99	
202 UNLIMITED TAX ROAD BONDS							
000 UNDEFINED							
202 400100 CURRENT AD VALOREM TAXE	-7,162,304.00	-7,162,304.00	-4,660,303.65	-1,335,827.30	.00	-2,502,000.35	65.1
202 400400 PEN & INT - CURRENT LEV	-29,365.00	-29,365.00	.07	.07	.00	-29,365.07	.0
202 400500 DELIQ TAXES - PRIOR YEA	-43,690.00	-43,690.00	-28,671.74	-7,950.35	.00	-15,018.26	65.6
202 400600 PEN & INT - PRIOR YEARS	-22,203.00	-22,203.00	-10,388.44	-3,043.17	.00	-11,814.56	46.8
202 470000 INTEREST INCOME	.00	.00	-17,116.89	.00	.00	17,116.89	100.0
202 736100 DRAW FROM RESERVES	-419,892.00	-419,892.00	.00	.00	.00	-419,892.00	.0
TOTAL UNDEFINED	-7,677,454.00	-7,677,454.00	-4,716,480.65	-1,346,820.75	.00	-2,960,973.35	61.4%
200 DEBT SERVICE							
20220092 566100 DEBT SERVICE - PRI	4,410,000.00	4,410,000.00	.00	.00	4,410,000.00	.00	100.0
20220092 566200 DEBT SERVICE - INT	3,260,788.00	3,260,788.00	1,600.00	800.00	1,679,993.77	1,579,194.23	51.6
20220092 566600 DEBT SERVICE - ARB	5,333.00	5,333.00	.00	.00	.00	5,333.00	.0
20220092 566700 DEBT SERVICE - DIS	1,333.00	1,333.00	.00	.00	.00	1,333.00	.0
TOTAL DEBT SERVICE	7,677,454.00	7,677,454.00	1,600.00	800.00	6,089,993.77	1,585,860.23	79.3%
TOTAL UNLIMITED TAX ROAD BONDS	.00	.00	-4,714,880.65	-1,346,020.75	6,089,993.77	-1,375,113.12	100.0%
TOTAL REVENUES	-7,677,454.00	-7,677,454.00	-4,716,480.65	-1,346,820.75	.00	-2,960,973.35	
TOTAL EXPENSES	7,677,454.00	7,677,454.00	1,600.00	800.00	6,089,993.77	1,585,860.23	

BUDGET SUMMARIES REPORT
ACCOUNT SUMMARY JANUARY 2025

FOR 2025 04

203	GEN OB REFUNDING BOND SRS 2021	ORIGINAL APPROP	REVISED BUDGET	YTD ACTUAL	MTD ACTUAL	ENCUMBRANCES	AVAILABLE BUDGET	PCT USE/COL
203 GEN OB REFUNDING BOND SRS 2021								
000 UNDEFINED								
203 400100	CURRENT AD VALOREM TAXE	-852,780.00	-852,780.00	-554,361.36	-158,901.89	.00	-298,418.64	65.0
203 400400	PEN & INT - CURRENT LEV	-3,496.00	-3,496.00	.01	.01	.00	-3,496.01	.0
203 400500	DELIQ TAXES - PRIOR YEA	-5,202.00	-5,202.00	-3,300.19	-915.10	.00	-1,901.81	63.4
203 400600	PEN & INT - PRIOR YEARS	-2,644.00	-2,644.00	-1,195.75	-350.28	.00	-1,448.25	45.2
203 470000	INTEREST INCOME	.00	.00	-27,886.03	.00	.00	27,886.03	100.0
203 736100	DRAW FROM RESERVES	-175,252.00	-175,252.00	.00	.00	.00	-175,252.00	.0
TOTAL UNDEFINED		-1,039,374.00	-1,039,374.00	-586,743.32	-160,167.26	.00	-452,630.68	56.5%
200 DEBT SERVICE								
20320092 566100	DEBT SERVICE - PRI	1,010,258.00	1,010,258.00	.00	.00	885,000.00	125,258.00	87.6
20320092 566200	DEBT SERVICE - INT	27,450.00	27,450.00	.00	.00	17,900.00	9,550.00	65.2
20320092 566600	DEBT SERVICE - ARB	1,333.00	1,333.00	.00	.00	.00	1,333.00	.0
20320092 566700	DEBT SERVICE - DIS	333.00	333.00	.00	.00	.00	333.00	.0
TOTAL DEBT SERVICE		1,039,374.00	1,039,374.00	.00	.00	902,900.00	136,474.00	86.9%
TOTAL GEN OB REFUNDING BOND SR		.00	.00	-586,743.32	-160,167.26	902,900.00	-316,156.68	100.0%
TOTAL REVENUES		-1,039,374.00	-1,039,374.00	-586,743.32	-160,167.26	.00	-452,630.68	
TOTAL EXPENSES		1,039,374.00	1,039,374.00	.00	.00	902,900.00	136,474.00	
204 GOB SERIES 2024 (ME)								
000 UNDEFINED								
204 400100	CURRENT AD VALOREM TAXE	-2,136,585.00	-2,136,585.00	-1,390,428.56	-398,551.81	.00	-746,156.44	65.1
204 400400	PEN & INT - CURRENT LEV	-8,760.00	-8,760.00	.02	.02	.00	-8,760.02	.0
204 400500	DELIQ TAXES - PRIOR YEA	-13,033.00	-13,033.00	.00	.00	.00	-13,033.00	.0
204 400600	PEN & INT - PRIOR YEARS	-6,623.00	-6,623.00	.00	.00	.00	-6,623.00	.0
204 470000	INTEREST INCOME	.00	.00	-3,465.42	.00	.00	3,465.42	100.0
204 489900	OTHER REVENUE	.00	.00	-742.84	-742.84	.00	742.84	100.0

BUDGET SUMMARIES REPORT
ACCOUNT SUMMARY JANUARY 2025

FOR 2025 04

204	GOB SERIES 2024 (ME)	ORIGINAL APPROP	REVISED BUDGET	YTD ACTUAL	MTD ACTUAL	ENCUMBRANCES	AVAILABLE BUDGET	PCT USE/COL
204 736100	DRAW FROM RESERVES	-125,258.00	-125,258.00	.00	.00	.00	-125,258.00	.0
	TOTAL UNDEFINED	-2,290,259.00	-2,290,259.00	-1,394,636.80	-399,294.63	.00	-895,622.20	60.9%

200 DEBT SERVICE

20420092 566200	DEBT SERVICE - INT	2,288,591.00	2,288,591.00	.00	.00	1,518,265.97	770,325.03	66.3
20420092 566600	DEBT SERVICE - ARB	1,334.00	1,334.00	.00	.00	.00	1,334.00	.0
20420092 566700	DEBT SERVICE - DIS	334.00	334.00	.00	.00	.00	334.00	.0
	TOTAL DEBT SERVICE	2,290,259.00	2,290,259.00	.00	.00	1,518,265.97	771,993.03	66.3%
	TOTAL GOB SERIES 2024 (ME)	.00	.00	-1,394,636.80	-399,294.63	1,518,265.97	-123,629.17	100.0%
	TOTAL REVENUES	-2,290,259.00	-2,290,259.00	-1,394,636.80	-399,294.63	.00	-895,622.20	
	TOTAL EXPENSES	2,290,259.00	2,290,259.00	.00	.00	1,518,265.97	771,993.03	

208 SPECIAL TAX REVENUE BONDS 2020

000 UNDEFINED

208 470000	INTEREST INCOME	-35,000.00	-35,000.00	-11,001.27	.00	.00	-23,998.73	31.4
208 807900	XFER FROM VENUE HOT STV	-614,342.00	-614,342.00	.00	.00	.00	-614,342.00	.0
208 907900	XFER TO VENUE TAX	35,000.00	35,000.00	.00	.00	.00	35,000.00	.0
	TOTAL UNDEFINED	-614,342.00	-614,342.00	-11,001.27	.00	.00	-603,340.73	1.8%

200 DEBT SERVICE

20820092 566100	DEBT SERVICE - PRI	505,000.00	505,000.00	.00	.00	.00	505,000.00	.0
20820092 566200	DEBT SERVICE - INT	104,813.00	104,813.00	.00	.00	.00	104,813.00	.0
20820092 566300	Debt Service Reser	4,529.00	4,529.00	.00	.00	.00	4,529.00	.0
	TOTAL DEBT SERVICE	614,342.00	614,342.00	.00	.00	.00	614,342.00	.0%
	TOTAL SPECIAL TAX REVENUE BOND	.00	.00	-11,001.27	.00	.00	11,001.27	100.0%
	TOTAL REVENUES	-649,342.00	-649,342.00	-11,001.27	.00	.00	-638,340.73	
	TOTAL EXPENSES	649,342.00	649,342.00	.00	.00	.00	649,342.00	

301 MPO ROAD CONSTRUCTION

BUDGET SUMMARIES REPORT
ACCOUNT SUMMARY JANUARY 2025

FOR 2025 04

301	MPO ROAD CONSTRUCTION	ORIGINAL APPROP	REVISED BUDGET	YTD ACTUAL	MTD ACTUAL	ENCUMBRANCES	AVAILABLE BUDGET	PCT USE/COL
000 UNDEFINED								
301 470000	INTEREST INCOME	.00	.00	-5,023.13	.00	.00	5,023.13	100.0
301 736100	DRAW FROM RESERVES	-220,000.00	-220,000.00	.00	.00	.00	-220,000.00	.0
TOTAL UNDEFINED		-220,000.00	-220,000.00	-5,023.13	.00	.00	-214,976.87	2.3%
300 CAPITAL PROJECTS								
30130093 562200	CONTRACT SERVICES	220,000.00	220,000.00	16,382.86	5,187.64	203,617.14	.00	100.0
TOTAL CAPITAL PROJECTS		220,000.00	220,000.00	16,382.86	5,187.64	203,617.14	.00	100.0%
TOTAL MPO ROAD CONSTRUCTION		.00	.00	11,359.73	5,187.64	203,617.14	-214,976.87	100.0%
TOTAL REVENUES		-220,000.00	-220,000.00	-5,023.13	.00	.00	-214,976.87	
TOTAL EXPENSES		220,000.00	220,000.00	16,382.86	5,187.64	203,617.14	.00	
302 TAX ROAD BOND CONSTRUCTION								
000 UNDEFINED								
302 470000	INTEREST INCOME	.00	.00	-477,729.46	.00	.00	477,729.46	100.0
302 736100	DRAW FROM RESERVES	-48,097,796.00	-48,097,796.00	.00	.00	.00	-48,097,796.00	.0
TOTAL UNDEFINED		-48,097,796.00	-48,097,796.00	-477,729.46	.00	.00	-47,620,066.54	1.0%
300 CAPITAL PROJECTS								
30230093 520100	SUPPLIES/OTH OPER	.00	1,000,000.00	.00	.00	.00	1,000,000.00	.0
30230093 561400	PROFESSIONAL SERVI	7,450,523.00	7,450,523.00	373,008.30	101,133.54	803,887.80	6,273,626.90	15.8
30230093 562200	CONTRACT SERVICES	37,434,402.00	36,434,402.00	.00	.00	.00	36,434,402.00	.0
30230093 591600	RIGHT OF WAY EXPEN	3,212,871.00	3,212,871.00	401,766.42	58,421.12	186,233.58	2,624,871.00	18.3
TOTAL CAPITAL PROJECTS		48,097,796.00	48,097,796.00	774,774.72	159,554.66	990,121.38	46,332,899.90	3.7%
TOTAL TAX ROAD BOND CONSTRUCTION		.00	.00	297,045.26	159,554.66	990,121.38	-1,287,166.64	100.0%
TOTAL REVENUES		-48,097,796.00	-48,097,796.00	-477,729.46	.00	.00	-47,620,066.54	
TOTAL EXPENSES		48,097,796.00	48,097,796.00	774,774.72	159,554.66	990,121.38	46,332,899.90	

BUDGET SUMMARIES REPORT
ACCOUNT SUMMARY JANUARY 2025

FOR 2025 04

304	MEDICAL EXAMINER CONSTRUCTION	ORIGINAL APPROP	REVISED BUDGET	YTD ACTUAL	MTD ACTUAL	ENCUMBRANCES	AVAILABLE BUDGET	PCT USE/COL
304 MEDICAL EXAMINER CONSTRUCTION								
000 UNDEFINED								
304 470000	INTEREST INCOME	-400,000.00	-400,000.00	-255,568.27	.00	.00	-144,431.73	63.9
304 736100	DRAW FROM RESERVES	-15,200,580.00	-15,200,580.00	.00	.00	.00	-15,200,580.00	.0
TOTAL UNDEFINED		-15,600,580.00	-15,600,580.00	-255,568.27	.00	.00	-15,345,011.73	1.6%
300 CAPITAL PROJECTS								
30430093 561400	PROFESSIONAL SERVI	659,000.00	659,000.00	166,053.39	23,977.55	188,929.63	304,016.98	53.9
30430093 610000	BUILDINGS	14,941,580.00	14,941,580.00	2,456,959.03	1,819,209.70	9,642,665.15	2,841,955.82	81.0
TOTAL CAPITAL PROJECTS		15,600,580.00	15,600,580.00	2,623,012.42	1,843,187.25	9,831,594.78	3,145,972.80	79.8%
TOTAL MEDICAL EXAMINER CONSTRU		.00	.00	2,367,444.15	1,843,187.25	9,831,594.78	-12,199,038.93	100.0%
TOTAL REVENUES		-15,600,580.00	-15,600,580.00	-255,568.27	.00	.00	-15,345,011.73	
TOTAL EXPENSES		15,600,580.00	15,600,580.00	2,623,012.42	1,843,187.25	9,831,594.78	3,145,972.80	
307 CRTS RENOVATIONS #2								
000 UNDEFINED								
307 470000	INTEREST INCOME	.00	.00	-11,077.70	.00	.00	11,077.70	100.0
307 801100	XFER FROM GENERAL FUND	-1,611,825.00	-1,611,825.00	.00	.00	.00	-1,611,825.00	.0
TOTAL UNDEFINED		-1,611,825.00	-1,611,825.00	-11,077.70	.00	.00	-1,600,747.30	.7%
300 CAPITAL PROJECTS								
30730093 561400	PROFESSIONAL SERVI	48,625.00	48,625.00	37,115.41	7,524.99	11,509.29	.30	100.0
30730093 610000	BUILDINGS	1,563,200.00	1,563,200.00	874,848.37	855,309.98	397,603.49	290,748.14	81.4
TOTAL CAPITAL PROJECTS		1,611,825.00	1,611,825.00	911,963.78	862,834.97	409,112.78	290,748.44	82.0%

BUDGET SUMMARIES REPORT
ACCOUNT SUMMARY JANUARY 2025

FOR 2025 04

	ORIGINAL APPROP	REVISED BUDGET	YTD ACTUAL	MTD ACTUAL	ENCUMBRANCES	AVAILABLE BUDGET	PCT USE/COL
TOTAL CRTC RENOVATIONS #2	.00	.00	900,886.08	862,834.97	409,112.78	-1,309,998.86	100.0%
TOTAL REVENUES	-1,611,825.00	-1,611,825.00	-11,077.70	.00	.00	-1,600,747.30	
TOTAL EXPENSES	1,611,825.00	1,611,825.00	911,963.78	862,834.97	409,112.78	290,748.44	
308 VENUE CAPITAL PROJECT							
000 UNDEFINED							
308 470000 INTEREST INCOME	-10,000.00	-10,000.00	-4,377.97	.00	.00	-5,622.03	43.8
308 736100 DRAW FROM RESERVES	-242,247.00	-242,247.00	.00	.00	.00	-242,247.00	.0
TOTAL UNDEFINED	-252,247.00	-252,247.00	-4,377.97	.00	.00	-247,869.03	1.7%
300 CAPITAL PROJECTS							
30830093 561400 PROFESSIONAL SERVI	252,247.00	252,247.00	33,680.00	33,680.00	.00	218,567.00	13.4
TOTAL CAPITAL PROJECTS	252,247.00	252,247.00	33,680.00	33,680.00	.00	218,567.00	13.4%
TOTAL VENUE CAPITAL PROJECT	.00	.00	29,302.03	33,680.00	.00	-29,302.03	100.0%
TOTAL REVENUES	-252,247.00	-252,247.00	-4,377.97	.00	.00	-247,869.03	
TOTAL EXPENSES	252,247.00	252,247.00	33,680.00	33,680.00	.00	218,567.00	
401 EMPLOYEE HEALTH BENEFIT							
000 UNDEFINED							
401 470000 INTEREST INCOME	-117,000.00	-117,000.00	-40,315.77	.00	.00	-76,684.23	34.5
401 480600 INSURANCE REIMBURSEMENT	-50,000.00	-50,000.00	.00	.00	.00	-50,000.00	.0
401 483010 SURVIVOR SB872 INSURANC	-8,000.00	-8,000.00	.00	.00	.00	-8,000.00	.0
401 483100 COBRA INSURANCE PREMIUM	-23,000.00	-23,000.00	-8,083.56	-2,304.31	.00	-14,916.44	35.1
401 483200 RETIREE INSURANCE PREMI	-116,000.00	-116,000.00	-33,866.00	-13,371.00	.00	-82,134.00	29.2
401 484400 STOP LOSS REIMBURSEMENT	-756,836.00	-756,836.00	-65,708.43	-65,708.43	.00	-691,127.57	8.7
401 485100 EMPLOYEE MEDICAL SHARE	-1,846,061.00	-1,846,061.00	-619,517.88	-125,201.42	.00	-1,226,543.12	33.6
401 485200 COUNTY MEDICAL SHARE	-10,388,859.00	-10,388,859.00	-3,629,167.08	-847,040.96	.00	-6,759,691.92	34.9
401 489900 OTHER REVENUE	-25,000.00	-25,000.00	.00	.00	.00	-25,000.00	.0

BUDGET SUMMARIES REPORT
ACCOUNT SUMMARY JANUARY 2025

FOR 2025 04

401	EMPLOYEE HEALTH BENEFIT	ORIGINAL APPROP	REVISED BUDGET	YTD ACTUAL	MTD ACTUAL	ENCUMBRANCES	AVAILABLE BUDGET	PCT USE/COL
401 736100	DRAW FROM RESERVES	-1,234,244.00	-1,234,244.00	.00	.00	.00	-1,234,244.00	.0
401 840300	XFER FROM WORKERS COMP	-1,500,000.00	-1,500,000.00	.00	.00	.00	-1,500,000.00	.0
TOTAL UNDEFINED		-16,065,000.00	-16,065,000.00	-4,396,658.72	-1,053,626.12	.00	-11,668,341.28	27.4%

400 BENEFITS

40140094 561400	PROFESSIONAL SERVI	40,000.00	40,000.00	.00	.00	.00	40,000.00	.0
40140094 562200	CONTRACT SERVICES	725,000.00	725,000.00	191,908.37	5,896.80	440,191.63	92,900.00	87.2
40140094 581510	EMPLOYEE HEALTH BE	12,500,000.00	12,500,000.00	3,710,478.11	984,234.47	7,681,353.89	1,108,168.00	91.1
40140094 581600	HSA EMPLOYER CONTR	1,500,000.00	1,500,000.00	1,602,712.50	10,450.00	.00	-102,712.50	106.8
40140094 581700	RETIREE HRA PAYMEN	175,000.00	175,000.00	72,490.84	22,482.80	.00	102,509.16	41.4
40140094 581800	MEDICAL STOP LOSS	1,125,000.00	1,125,000.00	439,337.78	186,303.36	666,862.22	18,800.00	98.3
TOTAL BENEFITS		16,065,000.00	16,065,000.00	6,016,927.60	1,209,367.43	8,788,407.74	1,259,664.66	92.2%
TOTAL EMPLOYEE HEALTH BENEFIT		.00	.00	1,620,268.88	155,741.31	8,788,407.74	-10,408,676.62	100.0%
TOTAL REVENUES		-16,065,000.00	-16,065,000.00	-4,396,658.72	-1,053,626.12	.00	-11,668,341.28	
TOTAL EXPENSES		16,065,000.00	16,065,000.00	6,016,927.60	1,209,367.43	8,788,407.74	1,259,664.66	

403 WORKERS COMPENSATION

000 UNDEFINED

403 470000	INTEREST INCOME	-350,000.00	-350,000.00	-76,532.61	.00	.00	-273,467.39	21.9
403 480600	INSURANCE REIMBURSEMENT	-10,000.00	-10,000.00	-4,077.63	-4,077.63	.00	-5,922.37	40.8
403 485210	COUNTY W/C SHARE	-2,000,000.00	-2,000,000.00	-849,554.14	-274,737.19	.00	-1,150,445.86	42.5
403 489900	OTHER REVENUE	-500.00	-500.00	.00	.00	.00	-500.00	.0
403 736100	DRAW FROM RESERVES	-6,562,834.00	-6,562,834.00	.00	.00	.00	-6,562,834.00	.0
403 901100	XFER TO GENERAL FUND	5,512,834.00	5,512,834.00	.00	.00	.00	5,512,834.00	.0
403 940100	XFER TO HEALTH FUND	1,500,000.00	1,500,000.00	.00	.00	.00	1,500,000.00	.0
TOTAL UNDEFINED		-1,910,500.00	-1,910,500.00	-930,164.38	-278,814.82	.00	-980,335.62	48.7%

400 BENEFITS

40340094 520100	SUPPLIES/OTH OPER	500.00	500.00	.00	.00	.00	500.00	.0
-----------------	-------------------	--------	--------	-----	-----	-----	--------	----

BUDGET SUMMARIES REPORT
ACCOUNT SUMMARY JANUARY 2025

FOR 2025 04

	ORIGINAL APPROP	REVISED BUDGET	YTD ACTUAL	MTD ACTUAL	ENCUMBRANCES	AVAILABLE BUDGET	PCT USE/COL
40340094 562200 CONTRACT SERVICES	200,000.00	200,000.00	648.00	.00	64,352.00	135,000.00	32.5
40340094 580110 INSURANCE PREMIUM	300,000.00	300,000.00	253,804.00	.00	46,898.00	-702.00	100.2
40340094 581520 WORKERS COMP CLAIM	1,410,000.00	1,410,000.00	138,721.07	41,982.81	561,356.92	709,922.01	49.7
TOTAL BENEFITS	1,910,500.00	1,910,500.00	393,173.07	41,982.81	672,606.92	844,720.01	55.8%
TOTAL WORKERS COMPENSATION	.00	.00	-536,991.31	-236,832.01	672,606.92	-135,615.61	100.0%
TOTAL REVENUES	-8,923,334.00	-8,923,334.00	-930,164.38	-278,814.82	.00	-7,993,169.62	
TOTAL EXPENSES	8,923,334.00	8,923,334.00	393,173.07	41,982.81	672,606.92	7,857,554.01	
GRAND TOTAL	.00	117,720.00	-33,836,928.86	-4,868,023.78	62,877,505.54	-28,922,856.68	*****%

** END OF REPORT - Generated by Scott, Rhonda **

Budget Report

For Fiscal: 2024-2025 Period Ending 01/31/25

Group/Fund Summary

BUDGET SUMMARIES REPORT
GROUP SUMMARY JANUARY 2025

FOR 2025 04

	ORIGINAL APPROP	REVISED BUDGET	YTD ACTUAL	MTD ACTUAL	ENCUMBRANCES	AVAILABLE BUDGET	PCT USE/COL
011 GENERAL FUND							
000 UNDEFINED	-146,732,399.00	-146,732,399.00	-68,030,909.25	-21,372,689.63	35.00	-78,701,524.75	46.4%
001 COMMISSIONERS' COURT	770,994.00	770,994.00	253,288.09	83,400.90	7,798.59	509,907.32	33.9%
002 COUNTY JUDGE	410,427.00	410,427.00	136,928.36	44,430.19	1,221.26	272,277.38	33.7%
003 COUNTY CLERK	1,521,136.00	1,521,136.00	454,885.74	151,363.21	15,237.06	1,051,013.20	30.9%
005 INFORMATION TECHNOLOGY SER	12,907,523.00	12,907,523.00	3,929,119.96	798,412.28	678,210.07	8,300,192.97	35.7%
007 NON DEPARTMENTAL	7,677,371.00	7,365,837.00	1,811,406.04	610,951.92	2,002,462.87	3,551,968.09	51.8%
009 TREASURER	466,958.00	466,958.00	153,761.26	49,934.36	4,563.79	308,632.95	33.9%
010 TAX ASSESSOR/COLLECTOR	2,606,588.00	2,606,588.00	827,167.12	279,323.66	24,577.31	1,754,843.57	32.7%
011 PURCHASING	513,953.00	513,953.00	173,069.84	55,823.01	18,119.73	322,763.43	37.2%
012 AUDITOR	1,761,752.00	1,870,138.00	555,557.63	188,289.30	6,286.11	1,308,294.26	30.0%
013 HUMAN RESOURCES	1,088,381.00	1,088,381.00	336,633.20	122,776.98	54,852.47	696,895.33	36.0%
014 COURTS	5,487,340.00	5,487,340.00	1,838,449.64	590,740.57	28,127.24	3,620,763.12	34.0%
015 APPELLATE COURTS	24,475.00	24,475.00	7,837.80	2,641.96	.00	16,637.20	32.0%
023 DISTRICT CLERK	2,140,019.00	2,140,019.00	695,046.48	231,795.49	62,383.29	1,382,589.23	35.4%
030 JUDICIAL COMPLIANCE	442,446.00	442,446.00	148,130.48	47,998.93	.00	294,315.52	33.5%
031 JUSTICE OF THE PEACE PCT 1	398,535.00	477,520.00	135,907.98	41,433.94	1,761.74	339,850.28	28.8%
032 JUSTICE OF THE PEACE PCT 2	380,591.00	380,591.00	121,333.42	42,539.02	1,320.10	257,937.48	32.2%
033 JUSTICE OF THE PEACE PCT 3	425,238.00	425,238.00	131,494.20	43,447.93	800.00	292,943.80	31.1%
034 JUSTICE OF THE PEACE PCT 4	415,089.00	415,089.00	141,522.91	47,315.28	1,753.68	271,812.41	34.5%
038 CENTRAL JURY	366,527.00	366,527.00	77,123.90	7,215.70	2,856.20	286,546.90	21.8%
039 JUDICIAL	10,247,008.00	10,247,008.00	5,086,038.79	250,139.19	2,862,699.14	2,298,270.07	77.6%
040 DISTRICT ATTORNEY	10,174,101.00	10,174,101.00	3,252,587.24	1,096,323.68	284,875.42	6,636,638.34	34.8%
041 CONSTABLE PCT 1	258,128.00	258,128.00	78,668.02	25,863.46	17,275.95	162,184.03	37.2%
042 CONSTABLE PCT 2	113,169.00	113,169.00	34,714.30	11,562.06	4,784.66	73,670.04	34.9%
043 CONSTABLE PCT 3	292,864.00	292,864.00	123,015.60	82,667.06	7,605.64	162,242.76	44.6%
044 CONSTABLE PCT 4	106,230.00	106,230.00	31,905.15	10,819.15	3,939.69	70,385.16	33.7%
045 MEDICAL EXAMINER	2,872,544.00	2,872,544.00	1,160,485.07	401,189.78	860,011.99	852,046.94	70.3%
046 SHERIFF	22,125,033.00	22,249,196.00	6,743,167.76	2,237,667.15	2,353,556.41	13,152,471.83	40.9%
047 DETENTION CENTER	40,219,176.00	40,219,176.00	12,960,760.07	4,772,184.13	4,389,495.99	22,868,919.94	43.1%
048 INMATE TRANSPORTATION	3,501,650.00	3,501,650.00	301,567.33	65,818.40	1,846,290.46	1,353,792.21	61.3%
049 PUBLIC SAFETY	2,243,812.00	2,243,812.00	2,126,803.37	16,075.50	199,376.59	-82,367.96	103.7%
057 COMM SUPERVISION & CORRECT	14,420.00	14,420.00	2,927.35	2,303.36	6,117.89	5,374.76	62.7%
061 FACILITY MAINTENANCE	9,564,343.00	9,564,343.00	2,739,669.54	888,669.81	1,668,916.59	5,155,756.87	46.1%
064 AUTO THEFT TASK FORCE	11,959.00	11,959.00	.00	.00	8,712.94	3,246.06	72.9%
068 GENERAL ASSISTANCE	605,930.00	605,930.00	182,628.65	53,272.43	1,468.89	421,832.46	30.4%
070 VETERAN'S AFFAIRS	78,177.00	78,177.00	27,330.45	8,820.52	.00	50,846.55	35.0%
072 TEXAS AgrILIFE EXT	414,125.00	414,125.00	119,383.16	40,315.55	9,832.23	284,909.61	31.2%
077 ELECTIONS	2,774,131.00	2,774,131.00	649,796.53	92,464.40	602,432.91	1,521,901.56	45.1%
089 LIBRARY SERVICES	291,391.00	291,391.00	289,322.00	.00	.00	2,069.00	99.3%
090 PUBLIC WORKS	1,018,865.00	1,018,865.00	140,690.27	49,400.88	306,289.74	571,884.99	43.9%
TOTAL REVENUES	-165,070,099.00	-165,070,099.00	-70,723,334.20	-22,037,590.15	35.00	-94,346,799.80	
TOTAL EXPENSES	165,070,099.00	165,070,099.00	50,672,549.65	14,210,291.66	18,346,014.64	96,051,534.71	

BUDGET SUMMARIES REPORT
GROUP SUMMARY JANUARY 2025

FOR 2025 04

020	CONSOLIDATED ROAD AND BRIDGE	ORIGINAL APPROP	REVISED BUDGET	YTD ACTUAL	MTD ACTUAL	ENCUMBRANCES	AVAILABLE BUDGET	PCT USE/COL
020 CONSOLIDATED ROAD AND BRIDGE								
000	UNDEFINED	-11,054,979.00	-11,054,979.00	-889,490.11	-261,556.00	.00	-10,165,488.89	8.0%
190	CONSOLIDATED ROAD AND BRID	11,054,979.00	11,054,979.00	2,436,471.58	844,683.82	3,538,944.28	5,079,563.14	54.1%
	TOTAL REVENUES	-11,054,979.00	-11,054,979.00	-889,490.11	-261,556.00	.00	-10,165,488.89	
	TOTAL EXPENSES	11,054,979.00	11,054,979.00	2,436,471.58	844,683.82	3,538,944.28	5,079,563.14	
031 PRECINCT 1 PARK								
000	UNDEFINED	-128,285.00	-128,285.00	-10,949.45	-2,810.13	.00	-117,335.55	8.5%
191	PRECINCT 1 PARK	128,285.00	128,285.00	22,074.42	7,916.30	20,587.93	85,622.65	33.3%
	TOTAL REVENUES	-188,192.00	-188,192.00	-10,949.45	-2,810.13	.00	-177,242.55	
	TOTAL EXPENSES	188,192.00	188,192.00	22,074.42	7,916.30	20,587.93	145,529.65	
032 SLATON/ROOSEVELT PARK								
000	UNDEFINED	-124,248.00	-124,248.00	-4,912.92	-1,310.13	.00	-119,335.08	4.0%
192	PRECINCT 2 PARK	124,248.00	124,248.00	17,994.84	9,876.88	17,427.84	88,825.32	28.5%
	TOTAL REVENUES	-124,248.00	-124,248.00	-4,912.92	-1,310.13	.00	-119,335.08	
	TOTAL EXPENSES	124,248.00	124,248.00	17,994.84	9,876.88	17,427.84	88,825.32	
033 IDALOU/NEW DEAL PARK								
000	UNDEFINED	-102,883.00	-102,883.00	-5,593.57	-1,410.13	.00	-97,289.43	5.4%
193	PRECINCT 3 PARK	102,883.00	102,883.00	19,289.74	6,819.04	8,566.87	75,026.39	27.1%
	TOTAL REVENUES	-162,790.00	-162,790.00	-5,593.57	-1,410.13	.00	-157,196.43	
	TOTAL EXPENSES	162,790.00	162,790.00	19,289.74	6,819.04	8,566.87	134,933.39	
034 SHALLOWATER PARK								
000	UNDEFINED	-130,484.00	-130,484.00	-6,327.22	-210.13	.00	-124,156.78	4.8%
194	PRECINCT 4 PARK	130,484.00	130,484.00	10,815.49	3,346.31	14,038.26	105,630.25	19.0%
	TOTAL REVENUES	-190,391.00	-190,391.00	-6,327.22	-210.13	.00	-184,063.78	
	TOTAL EXPENSES	190,391.00	190,391.00	10,815.49	3,346.31	14,038.26	165,537.25	
041 PERMANENT IMPROVEMENT								

BUDGET SUMMARIES REPORT
GROUP SUMMARY JANUARY 2025

FOR 2025 04

041	PERMANENT IMPROVEMENT	ORIGINAL APPROP	REVISED BUDGET	YTD ACTUAL	MTD ACTUAL	ENCUMBRANCES	AVAILABLE BUDGET	PCT USE/COL
000	UNDEFINED	-5,259,280.00	-5,259,280.00	-2,175,730.41	-618,756.27	.00	-3,083,549.59	41.4%
061	FACILITY MAINTENANCE	5,259,280.00	5,259,280.00	1,190,285.54	99,941.60	1,586,997.69	2,481,996.77	52.8%
	TOTAL REVENUES	-5,259,280.00	-5,259,280.00	-2,175,730.41	-618,756.27	.00	-3,083,549.59	
	TOTAL EXPENSES	5,259,280.00	5,259,280.00	1,190,285.54	99,941.60	1,586,997.69	2,481,996.77	
043 LCETRZ NOI TAX INCREMENT FUND								
000	UNDEFINED	-250,000.00	-250,000.00	-6,598.15	.00	.00	-243,401.85	2.6%
090	PUBLIC WORKS	250,000.00	250,000.00	.00	.00	.00	250,000.00	.0%
	TOTAL REVENUES	-250,000.00	-250,000.00	-6,598.15	.00	.00	-243,401.85	
	TOTAL EXPENSES	250,000.00	250,000.00	.00	.00	.00	250,000.00	
046 TJJD (P) JJAEP GRANT								
000	UNDEFINED	-30,000.00	-30,000.00	-2.50	.00	.00	-29,997.50	.0%
051	JUVENILE PROBATION	30,000.00	30,000.00	.00	.00	.00	30,000.00	.0%
	TOTAL REVENUES	-30,000.00	-30,000.00	-2.50	.00	.00	-29,997.50	
	TOTAL EXPENSES	30,000.00	30,000.00	.00	.00	.00	30,000.00	
047 TJJD TJJD DSA RISK & NEEDS ASS								
000	UNDEFINED	-15,628.00	-15,628.00	.00	.00	.00	-15,628.00	.0%
051	JUVENILE PROBATION	15,628.00	15,628.00	.00	.00	14,810.63	817.37	94.8%
	TOTAL REVENUES	-15,628.00	-15,628.00	.00	.00	.00	-15,628.00	
	TOTAL EXPENSES	15,628.00	15,628.00	.00	.00	14,810.63	817.37	
049 TJJD DSA PREVENT/INTERVENTION								
000	UNDEFINED	.00	-66,000.00	-33,000.00	-5,500.00	.00	-33,000.00	50.0%
051	JUVENILE PROBATION	.00	66,000.00	.00	.00	.00	66,000.00	.0%
	TOTAL REVENUES	.00	-66,000.00	-33,000.00	-5,500.00	.00	-33,000.00	
	TOTAL EXPENSES	.00	66,000.00	.00	.00	.00	66,000.00	
050 JUVENILE CASE MANAGER								

BUDGET SUMMARIES REPORT
GROUP SUMMARY JANUARY 2025

FOR 2025 04

050	JUVENILE CASE MANAGER	ORIGINAL APPROP	REVISED BUDGET	YTD ACTUAL	MTD ACTUAL	ENCUMBRANCES	AVAILABLE BUDGET	PCT USE/COL
000	UNDEFINED	-117,030.00	-117,030.00	-104,883.23	.00	.00	-12,146.77	89.6%
051	JUVENILE PROBATION	117,030.00	117,030.00	34,491.92	11,456.60	.00	82,538.08	29.5%
	TOTAL REVENUES	-117,030.00	-117,030.00	-104,883.23	.00	.00	-12,146.77	
	TOTAL EXPENSES	117,030.00	117,030.00	34,491.92	11,456.60	.00	82,538.08	
051 JUVENILE PROBATION								
000	UNDEFINED	-2,932,982.00	-2,932,982.00	-2,671,477.96	-661,843.95	.00	-261,504.04	91.1%
051	JUVENILE PROBATION	2,932,982.00	2,932,982.00	886,677.58	286,836.76	242,843.67	1,803,460.75	38.5%
	TOTAL REVENUES	-8,671,865.00	-8,671,865.00	-2,671,477.96	-661,843.95	.00	-6,000,387.04	
	TOTAL EXPENSES	8,671,865.00	8,671,865.00	886,677.58	286,836.76	242,843.67	7,542,343.75	
054 TJJD (A) JUV PROB COMM GRANT								
000	UNDEFINED	-3,043,865.00	-3,043,865.00	-1,480,071.61	.00	.00	-1,563,793.39	48.6%
051	JUVENILE PROBATION	3,043,865.00	3,043,865.00	841,719.81	251,887.19	230,617.58	1,971,527.61	35.2%
	TOTAL REVENUES	-3,043,865.00	-3,043,865.00	-1,480,071.61	.00	.00	-1,563,793.39	
	TOTAL EXPENSES	3,043,865.00	3,043,865.00	841,719.81	251,887.19	230,617.58	1,971,527.61	
055 JUVENILE DETENTION								
000	UNDEFINED	-6,095,505.00	-6,095,505.00	-440,777.00	-113,655.00	.00	-5,654,728.00	7.2%
051	JUVENILE PROBATION	6,095,505.00	6,095,505.00	1,871,910.72	606,443.15	126,148.09	4,097,446.19	32.8%
	TOTAL REVENUES	-6,095,505.00	-6,095,505.00	-440,777.00	-113,655.00	.00	-5,654,728.00	
	TOTAL EXPENSES	6,095,505.00	6,095,505.00	1,871,910.72	606,443.15	126,148.09	4,097,446.19	
057 JUVENILE FOOD SERVICE								
000	UNDEFINED	-464,727.00	-464,727.00	-54,515.54	-14,699.51	.00	-410,211.46	11.7%
051	JUVENILE PROBATION	464,727.00	464,727.00	168,957.46	52,519.60	152,577.98	143,191.56	69.2%
	TOTAL REVENUES	-464,727.00	-464,727.00	-54,515.54	-14,699.51	.00	-410,211.46	
	TOTAL EXPENSES	464,727.00	464,727.00	168,957.46	52,519.60	152,577.98	143,191.56	
067 CJD DWI COURT GRANT								

BUDGET SUMMARIES REPORT
GROUP SUMMARY JANUARY 2025

FOR 2025 04

067	CJD DWI COURT GRANT	ORIGINAL APPROP	REVISED BUDGET	YTD ACTUAL	MTD ACTUAL	ENCUMBRANCES	AVAILABLE BUDGET	PCT USE/COL
000 UNDEFINED		-51,612.00	-51,612.00	-13,455.98	.00	.00	-38,156.02	26.1%
014 COURTS		51,612.00	51,612.00	13,455.98	.00	500.00	37,656.02	27.0%
	TOTAL REVENUES	-51,612.00	-51,612.00	-13,455.98	.00	.00	-38,156.02	
	TOTAL EXPENSES	51,612.00	51,612.00	13,455.98	.00	500.00	37,656.02	
070 ON LINE ACCESS								
000 UNDEFINED		-185,000.00	-185,000.00	-3,032.44	.00	.00	-181,967.56	1.6%
014 COURTS		185,000.00	185,000.00	.00	.00	500.00	184,500.00	.3%
	TOTAL REVENUES	-185,000.00	-185,000.00	-3,032.44	.00	.00	-181,967.56	
	TOTAL EXPENSES	185,000.00	185,000.00	.00	.00	500.00	184,500.00	
072 CJD DRUG COURT GRANT								
000 UNDEFINED		-51,612.00	-51,612.00	-13,187.47	-133.95	.00	-38,424.53	25.6%
014 COURTS		51,612.00	51,612.00	13,187.47	133.95	368.68	38,055.85	26.3%
	TOTAL REVENUES	-51,612.00	-51,612.00	-13,187.47	-133.95	.00	-38,424.53	
	TOTAL EXPENSES	51,612.00	51,612.00	13,187.47	133.95	368.68	38,055.85	
074 COUNTY DRUG COURT COURT COST								
000 UNDEFINED		-36,300.00	-36,300.00	-12,807.73	-2,591.07	.00	-23,492.27	35.3%
014 COURTS		36,300.00	36,300.00	.00	.00	.00	36,300.00	.0%
	TOTAL REVENUES	-36,300.00	-36,300.00	-12,807.73	-2,591.07	.00	-23,492.27	
	TOTAL EXPENSES	36,300.00	36,300.00	.00	.00	.00	36,300.00	
075 DISPUTE RESOLUTION								
000 UNDEFINED		-378,067.00	-378,067.00	-91,456.10	-24,906.40	.00	-286,610.90	24.2%
075 DISPUTE RESOLUTION		378,067.00	378,067.00	97,529.76	33,049.40	6,791.94	273,745.30	27.6%
	TOTAL REVENUES	-378,067.00	-378,067.00	-104,234.43	-24,906.40	.00	-273,832.57	
	TOTAL EXPENSES	378,067.00	378,067.00	110,308.09	33,049.40	6,791.94	260,966.97	
076 USDA AG MEDIATION GRANT								

BUDGET SUMMARIES REPORT
GROUP SUMMARY JANUARY 2025

FOR 2025 04

076	USDA AG MEDIATION GRANT	ORIGINAL APPROP	REVISED BUDGET	YTD ACTUAL	MTD ACTUAL	ENCUMBRANCES	AVAILABLE BUDGET	PCT USE/COL
000	UNDEFINED	-420,000.00	-420,000.00	-44,789.43	.00	.00	-375,210.57	10.7%
076	USDA AG MEDIATION GRANT	420,000.00	420,000.00	66,993.42	22,766.49	4,585.08	348,421.50	17.0%
	TOTAL REVENUES	-420,000.00	-420,000.00	-44,789.43	.00	.00	-375,210.57	
	TOTAL EXPENSES	420,000.00	420,000.00	66,993.42	22,766.49	4,585.08	348,421.50	
077 DOMESTIC RELATIONS OFFICE								
000	UNDEFINED	-208,920.00	-208,920.00	-117,390.67	-7,482.79	15.00	-91,544.33	56.2%
075	DISPUTE RESOLUTION	208,920.00	208,920.00	44,460.24	16,397.76	1,409.70	163,050.06	22.0%
	TOTAL REVENUES	-208,920.00	-208,920.00	-117,390.67	-7,482.79	15.00	-91,544.33	
	TOTAL EXPENSES	208,920.00	208,920.00	44,460.24	16,397.76	1,409.70	163,050.06	
079 VENUE HOT & STVR TAX								
000	UNDEFINED	-2,599,708.00	-2,599,708.00	-1,011,299.06	-369,584.24	.00	-1,588,408.94	38.9%
001	COMMISSIONERS' COURT	2,599,708.00	2,599,708.00	27.69	27.69	.00	2,599,680.31	.0%
	TOTAL REVENUES	-3,214,050.00	-3,214,050.00	-1,011,299.06	-369,584.24	.00	-2,202,750.94	
	TOTAL EXPENSES	3,214,050.00	3,214,050.00	27.69	27.69	.00	3,214,022.31	
081 LAW LIBRARY								
000	UNDEFINED	-206,390.00	-206,390.00	-48,272.15	-13,240.51	.00	-158,117.85	23.4%
081	LAW LIBRARY	206,390.00	206,390.00	98,413.90	15,738.84	46,683.00	61,293.10	70.3%
	TOTAL REVENUES	-206,390.00	-206,390.00	-48,272.15	-13,240.51	.00	-158,117.85	
	TOTAL EXPENSES	206,390.00	206,390.00	98,413.90	15,738.84	46,683.00	61,293.10	
083 ELECTION SERVICES								
000	UNDEFINED	-1,051,274.00	-1,051,274.00	.00	.00	.00	-1,051,274.00	.0%
077	ELECTIONS	1,051,274.00	1,051,274.00	423,595.17	-202.77	177,597.99	450,080.84	57.2%
	TOTAL REVENUES	-1,051,274.00	-1,051,274.00	.00	.00	.00	-1,051,274.00	
	TOTAL EXPENSES	1,051,274.00	1,051,274.00	423,595.17	-202.77	177,597.99	450,080.84	
085 ELECTION ADMINISTRATION								

BUDGET SUMMARIES REPORT
GROUP SUMMARY JANUARY 2025

FOR 2025 04

085	ELECTION ADMINISTRATION	ORIGINAL APPROP	REVISED BUDGET	YTD ACTUAL	MTD ACTUAL	ENCUMBRANCES	AVAILABLE BUDGET	PCT USE/COL
000 UNDEFINED		-42,300.00	-42,300.00	-2,387.20	.00	.00	-39,912.80	5.6%
077 ELECTIONS		42,300.00	42,300.00	23,834.05	1,378.62	.00	18,465.95	56.3%
	TOTAL REVENUES	-42,300.00	-42,300.00	-2,387.20	.00	.00	-39,912.80	
	TOTAL EXPENSES	42,300.00	42,300.00	23,834.05	1,378.62	.00	18,465.95	
086 ELECTION EQUIPMENT								
000 UNDEFINED		-149,180.00	-149,180.00	-7,009.84	.00	.00	-142,170.16	4.7%
077 ELECTIONS		149,180.00	149,180.00	113,495.00	.00	4,495.28	31,189.72	79.1%
	TOTAL REVENUES	-149,180.00	-149,180.00	-7,009.84	.00	.00	-142,170.16	
	TOTAL EXPENSES	149,180.00	149,180.00	113,495.00	.00	4,495.28	31,189.72	
088 SETTLEMENTS FUND								
000 UNDEFINED		-120,000.00	-120,000.00	-5,205.15	.00	.00	-114,794.85	4.3%
002 COUNTY JUDGE		120,000.00	120,000.00	.00	.00	.00	120,000.00	.0%
	TOTAL REVENUES	-120,000.00	-120,000.00	-5,205.15	.00	.00	-114,794.85	
	TOTAL EXPENSES	120,000.00	120,000.00	.00	.00	.00	120,000.00	
090 DIST CLK RECORDS MGT. AND PRES								
000 UNDEFINED		-75,600.00	-75,600.00	-36,693.30	-9,576.26	.00	-38,906.70	48.5%
023 DISTRICT CLERK		75,600.00	75,600.00	4,862.50	1,538.59	299.00	70,438.50	6.8%
	TOTAL REVENUES	-75,600.00	-75,600.00	-36,693.30	-9,576.26	.00	-38,906.70	
	TOTAL EXPENSES	75,600.00	75,600.00	4,862.50	1,538.59	299.00	70,438.50	
091 CTY CLK RECORDS MGT. AND PRES								
000 UNDEFINED		-650,000.00	-650,000.00	-222,062.10	-51,991.14	.00	-427,937.90	34.2%
003 COUNTY CLERK		650,000.00	650,000.00	8,360.15	2,853.72	.00	641,639.85	1.3%
	TOTAL REVENUES	-650,000.00	-650,000.00	-222,062.10	-51,991.14	.00	-427,937.90	
	TOTAL EXPENSES	650,000.00	650,000.00	8,360.15	2,853.72	.00	641,639.85	
092 CTY RECORDS MGT. AND PRES								

BUDGET SUMMARIES REPORT
GROUP SUMMARY JANUARY 2025

FOR 2025 04

092	CTY RECORDS MGT. AND PRES	ORIGINAL APPROP	REVISED BUDGET	YTD ACTUAL	MTD ACTUAL	ENCUMBRANCES	AVAILABLE BUDGET	PCT USE/COL
000	UNDEFINED	-97,890.00	-97,890.00	-4,960.07	-57.30	.00	-92,929.93	5.1%
001	COMMISSIONERS' COURT	97,890.00	97,890.00	29,295.47	9,909.60	.00	68,594.53	29.9%
	TOTAL REVENUES	-97,890.00	-97,890.00	-4,960.07	-57.30	.00	-92,929.93	
	TOTAL EXPENSES	97,890.00	97,890.00	29,295.47	9,909.60	.00	68,594.53	
093 COURTHOUSE SECURITY								
000	UNDEFINED	-252,490.00	-252,490.00	-39,292.59	-10,709.55	.00	-213,197.41	15.6%
046	SHERIFF	252,490.00	252,490.00	84,263.49	26,917.26	1,943.25	166,283.26	34.1%
	TOTAL REVENUES	-252,490.00	-252,490.00	-39,292.59	-10,709.55	.00	-213,197.41	
	TOTAL EXPENSES	252,490.00	252,490.00	84,263.49	26,917.26	1,943.25	166,283.26	
094 COURT RECORD PRESERVATION								
000	UNDEFINED	-55,500.00	-55,500.00	-2,437.41	-10.82	.00	-53,062.59	4.4%
001	COMMISSIONERS' COURT	55,500.00	55,500.00	8,150.00	.00	500.00	46,850.00	15.6%
	TOTAL REVENUES	-55,500.00	-55,500.00	-2,437.41	-10.82	.00	-53,062.59	
	TOTAL EXPENSES	55,500.00	55,500.00	8,150.00	.00	500.00	46,850.00	
095 LOCAL TRUANCY PREVENT & DIVERS								
000	UNDEFINED	-71,500.00	-71,500.00	-7,085.95	-1,960.73	.00	-64,414.05	9.9%
001	COMMISSIONERS' COURT	71,500.00	71,500.00	8,103.98	3,160.18	.00	63,396.02	11.3%
	TOTAL REVENUES	-71,500.00	-71,500.00	-7,085.95	-1,960.73	.00	-64,414.05	
	TOTAL EXPENSES	71,500.00	71,500.00	8,103.98	3,160.18	.00	63,396.02	
096 HISTORICAL COMMISSION								
000	UNDEFINED	-7,900.00	-7,900.00	-108.24	.00	.00	-7,791.76	1.4%
001	COMMISSIONERS' COURT	7,900.00	7,900.00	230.39	.00	4,800.00	2,869.61	63.7%
	TOTAL REVENUES	-7,900.00	-7,900.00	-108.24	.00	.00	-7,791.76	
	TOTAL EXPENSES	7,900.00	7,900.00	230.39	.00	4,800.00	2,869.61	
097 CHILD ABUSE PREVENTION								

BUDGET SUMMARIES REPORT
GROUP SUMMARY JANUARY 2025

FOR 2025 04

097	CHILD ABUSE PREVENTION	ORIGINAL APPROP	REVISED BUDGET	YTD ACTUAL	MTD ACTUAL	ENCUMBRANCES	AVAILABLE BUDGET	PCT USE/COL
000	UNDEFINED	-820.00	-820.00	-158.73	-16.82	.00	-661.27	19.4%
001	COMMISSIONERS' COURT	820.00	820.00	700.00	150.00	.00	120.00	85.4%
	TOTAL REVENUES	-820.00	-820.00	-158.73	-16.82	.00	-661.27	
	TOTAL EXPENSES	820.00	820.00	700.00	150.00	.00	120.00	
099 CTY/DIST COURT TECHNOLOGY								
000	UNDEFINED	-7,000.00	-7,000.00	-2,598.60	-466.20	.00	-4,401.40	37.1%
001	COMMISSIONERS' COURT	7,000.00	7,000.00	.00	.00	.00	7,000.00	.0%
	TOTAL REVENUES	-7,000.00	-7,000.00	-2,598.60	-466.20	.00	-4,401.40	
	TOTAL EXPENSES	7,000.00	7,000.00	.00	.00	.00	7,000.00	
102 DIST COURT RECORDS TECHNOLOGY								
000	UNDEFINED	-3,000.00	-3,000.00	-75.56	-10.82	.00	-2,924.44	2.5%
023	DISTRICT CLERK	3,000.00	3,000.00	.00	.00	.00	3,000.00	.0%
	TOTAL REVENUES	-3,000.00	-3,000.00	-75.56	-10.82	.00	-2,924.44	
	TOTAL EXPENSES	3,000.00	3,000.00	.00	.00	.00	3,000.00	
103 COUNTY CLERK RECORDS ARCHIVES								
000	UNDEFINED	-1,480,000.00	-1,480,000.00	-186,576.35	-46,850.00	.00	-1,293,423.65	12.6%
003	COUNTY CLERK	1,480,000.00	1,480,000.00	9,857.98	6,070.12	41,906.97	1,428,235.05	3.5%
	TOTAL REVENUES	-1,480,000.00	-1,480,000.00	-186,576.35	-46,850.00	.00	-1,293,423.65	
	TOTAL EXPENSES	1,480,000.00	1,480,000.00	9,857.98	6,070.12	41,906.97	1,428,235.05	
105 COMMUNITY/ECONOMIC DEV PRG								
000	UNDEFINED	-130,150.00	-130,150.00	-4,531.01	.00	.00	-125,618.99	3.5%
002	COUNTY JUDGE	130,150.00	130,150.00	40,000.00	30,000.00	45,000.00	45,150.00	65.3%
	TOTAL REVENUES	-130,150.00	-130,150.00	-4,531.01	.00	.00	-125,618.99	
	TOTAL EXPENSES	130,150.00	130,150.00	40,000.00	30,000.00	45,000.00	45,150.00	
106 AMERICAN RESCUE PLAN ACT								

BUDGET SUMMARIES REPORT
GROUP SUMMARY JANUARY 2025

FOR 2025 04

106	AMERICAN RESCUE PLAN ACT	ORIGINAL APPROP	REVISED BUDGET	YTD ACTUAL	MTD ACTUAL	ENCUMBRANCES	AVAILABLE BUDGET	PCT USE/COL
000 UNDEFINED		-13,904,716.00	-13,904,716.00	-13,945,741.97	.00	.00	41,025.97	100.3%
001 COMMISSIONERS' COURT		13,904,716.00	13,904,716.00	2,970,737.76	1,737,860.12	1,246,699.57	9,687,278.67	30.3%
	TOTAL REVENUES	-13,979,716.00	-13,979,716.00	-14,020,741.97	.00	.00	41,025.97	
	TOTAL EXPENSES	13,979,716.00	13,979,716.00	3,045,737.76	1,737,860.12	1,246,699.57	9,687,278.67	
108 JP1 JUSTICE COURT TECHNOLOGY								
000 UNDEFINED		-28,801.00	-28,801.00	-2,369.80	-410.36	.00	-26,431.20	8.2%
001 COMMISSIONERS' COURT		28,801.00	28,801.00	860.67	807.78	400.00	27,540.33	4.4%
	TOTAL REVENUES	-28,801.00	-28,801.00	-2,369.80	-410.36	.00	-26,431.20	
	TOTAL EXPENSES	28,801.00	28,801.00	860.67	807.78	400.00	27,540.33	
109 JP2 JUSTICE COURT TECHNOLOGY								
000 UNDEFINED		-37,720.00	-37,720.00	-1,968.56	-437.05	.00	-35,751.44	5.2%
001 COMMISSIONERS' COURT		37,720.00	37,720.00	.00	.00	.00	37,720.00	.0%
	TOTAL REVENUES	-37,720.00	-37,720.00	-1,968.56	-437.05	.00	-35,751.44	
	TOTAL EXPENSES	37,720.00	37,720.00	.00	.00	.00	37,720.00	
110 JP3 JUSTICE COURT TECHNOLOGY								
000 UNDEFINED		-3,100.00	-3,100.00	-924.72	-138.34	389.00	-2,564.28	17.3%
001 COMMISSIONERS' COURT		3,100.00	3,100.00	.00	.00	.00	3,100.00	.0%
	TOTAL REVENUES	-3,100.00	-3,100.00	-924.72	-138.34	389.00	-2,564.28	
	TOTAL EXPENSES	3,100.00	3,100.00	.00	.00	.00	3,100.00	
111 JP4 JUSTICE COURT TECHNOLOGY								
000 UNDEFINED		-31,325.00	-31,325.00	-2,612.33	-546.65	.00	-28,712.67	8.3%
001 COMMISSIONERS' COURT		31,325.00	31,325.00	1,741.14	181.54	.00	29,583.86	5.6%
	TOTAL REVENUES	-31,325.00	-31,325.00	-2,612.33	-546.65	.00	-28,712.67	
	TOTAL EXPENSES	31,325.00	31,325.00	1,741.14	181.54	.00	29,583.86	
112 COURT FACILITY FEE								

BUDGET SUMMARIES REPORT
GROUP SUMMARY JANUARY 2025

FOR 2025 04

112	COURT FACILITY FEE	ORIGINAL APPROP	REVISED BUDGET	YTD ACTUAL	MTD ACTUAL	ENCUMBRANCES	AVAILABLE BUDGET	PCT USE/COL
000	UNDEFINED	-101,000.00	-101,000.00	-30,108.99	-7,557.20	.00	-70,891.01	29.8%
001	COMMISSIONERS' COURT	101,000.00	101,000.00	.00	.00	.00	101,000.00	.0%
	TOTAL REVENUES	-101,000.00	-101,000.00	-30,108.99	-7,557.20	.00	-70,891.01	
	TOTAL EXPENSES	101,000.00	101,000.00	.00	.00	.00	101,000.00	
114 JUDICIAL EDUCATION & SUPPORT								
000	UNDEFINED	-5,400.00	-5,400.00	-1,465.80	-315.00	.00	-3,934.20	27.1%
001	COMMISSIONERS' COURT	5,400.00	5,400.00	.00	.00	.00	5,400.00	.0%
	TOTAL REVENUES	-5,400.00	-5,400.00	-1,465.80	-315.00	.00	-3,934.20	
	TOTAL EXPENSES	5,400.00	5,400.00	.00	.00	.00	5,400.00	
115 LANGUAGE ACCESS								
000	UNDEFINED	-40,500.00	-40,500.00	-13,685.84	-3,482.60	.00	-26,814.16	33.8%
001	COMMISSIONERS' COURT	40,500.00	40,500.00	.00	.00	.00	40,500.00	.0%
	TOTAL REVENUES	-40,500.00	-40,500.00	-13,685.84	-3,482.60	.00	-26,814.16	
	TOTAL EXPENSES	40,500.00	40,500.00	.00	.00	.00	40,500.00	
122 SHERIFF CONTRABAND								
000	UNDEFINED	-213,000.00	-213,000.00	.00	.00	.00	-213,000.00	.0%
046	SHERIFF	213,000.00	213,000.00	.00	.00	.00	213,000.00	.0%
	TOTAL REVENUES	-213,000.00	-213,000.00	.00	.00	.00	-213,000.00	
	TOTAL EXPENSES	213,000.00	213,000.00	.00	.00	.00	213,000.00	
124 INMATE SUPPLY								
000	UNDEFINED	-1,355,000.00	-1,355,000.00	-343.05	.00	.00	-1,354,656.95	.0%
047	DETENTION CENTER	1,355,000.00	1,355,000.00	.00	.00	.00	1,355,000.00	.0%
	TOTAL REVENUES	-1,355,000.00	-1,355,000.00	-343.05	.00	.00	-1,354,656.95	
	TOTAL EXPENSES	1,355,000.00	1,355,000.00	.00	.00	.00	1,355,000.00	
126 VINE GRANT								

BUDGET SUMMARIES REPORT
GROUP SUMMARY JANUARY 2025

FOR 2025 04

126	VINE GRANT	ORIGINAL APPROP	REVISED BUDGET	YTD ACTUAL	MTD ACTUAL	ENCUMBRANCES	AVAILABLE BUDGET	PCT USE/COL
000 UNDEFINED		-31,000.00	-31,000.00	-7,798.46	.00	.00	-23,201.54	25.2%
046 SHERIFF		31,000.00	31,000.00	7,798.46	.00	23,201.54	.00	100.0%
	TOTAL REVENUES	-31,000.00	-31,000.00	-7,798.46	.00	.00	-23,201.54	
	TOTAL EXPENSES	31,000.00	31,000.00	7,798.46	.00	23,201.54	.00	
128 HOMELAND SECURITY GRANT								
000 UNDEFINED		-132,098.00	-132,098.00	-9,430.00	-9,430.00	.00	-122,668.00	7.1%
046 SHERIFF		132,098.00	132,098.00	9,430.00	9,430.00	106,739.00	15,929.00	87.9%
	TOTAL REVENUES	-132,098.00	-132,098.00	-9,430.00	-9,430.00	.00	-122,668.00	
	TOTAL EXPENSES	132,098.00	132,098.00	9,430.00	9,430.00	106,739.00	15,929.00	
130 PROJECT SAFE NEIGHBORHOOD								
000 UNDEFINED		-116,398.00	-116,398.00	-3,877.67	.00	.00	-112,520.33	3.3%
046 SHERIFF		116,398.00	116,398.00	3,877.67	.00	.00	112,520.33	3.3%
	TOTAL REVENUES	-116,398.00	-116,398.00	-3,877.67	.00	.00	-112,520.33	
	TOTAL EXPENSES	116,398.00	116,398.00	3,877.67	.00	.00	112,520.33	
142 LEOSE SHERIFF								
000 UNDEFINED		-71,000.00	-71,000.00	-1,691.41	.00	.00	-69,308.59	2.4%
046 SHERIFF		71,000.00	101,000.00	32,688.20	22,404.00	6,704.00	61,607.80	39.0%
	TOTAL REVENUES	-71,000.00	-71,000.00	-1,691.41	.00	.00	-69,308.59	
	TOTAL EXPENSES	71,000.00	101,000.00	32,688.20	22,404.00	6,704.00	61,607.80	
145 SHERIFF COMMISSARY SALARY								
000 UNDEFINED		-1,081,369.00	-1,081,369.00	-315,645.67	-59,214.13	.00	-765,723.33	29.2%
047 DETENTION CENTER		1,081,369.00	1,081,369.00	375,818.84	124,017.64	.00	705,550.16	34.8%
	TOTAL REVENUES	-1,081,369.00	-1,081,369.00	-315,645.67	-59,214.13	.00	-765,723.33	
	TOTAL EXPENSES	1,081,369.00	1,081,369.00	375,818.84	124,017.64	.00	705,550.16	
146 LECD EMER COMMUNICATION GRANT								

BUDGET SUMMARIES REPORT
GROUP SUMMARY JANUARY 2025

FOR 2025 04

146	LECD EMER COMMUNICATION GRANT	ORIGINAL APPROP	REVISED BUDGET	YTD ACTUAL	MTD ACTUAL	ENCUMBRANCES	AVAILABLE BUDGET	PCT USE/COL
000 UNDEFINED		.00	43,860.00	.00	.00	.00	43,860.00	.0%
046 SHERIFF		.00	43,860.00	7,114.96	6,763.06	36,641.00	104.04	99.8%
	TOTAL REVENUES	.00	43,860.00	.00	.00	.00	43,860.00	
	TOTAL EXPENSES	.00	43,860.00	7,114.96	6,763.06	36,641.00	104.04	
148 STATE HOMELAND GRANTS								
000 UNDEFINED		-84,747.00	-16,702.00	-16,701.30	-16,701.30	.00	-.70	100.0%
046 SHERIFF		84,747.00	16,702.00	16,701.30	16,701.30	.00	.70	100.0%
	TOTAL REVENUES	-84,747.00	-16,702.00	-16,701.30	-16,701.30	.00	-.70	
	TOTAL EXPENSES	84,747.00	16,702.00	16,701.30	16,701.30	.00	.70	
150 TAG GRANT								
000 UNDEFINED		-12,745,788.00	-21,214,593.00	-3,214,487.62	-1,120,620.86	.00	-18,000,105.38	15.2%
046 SHERIFF		12,745,788.00	21,214,593.00	3,214,487.62	1,109,300.38	7,122,188.27	10,877,917.11	48.7%
	TOTAL REVENUES	-12,745,788.00	-21,214,593.00	-3,214,487.62	-1,120,620.86	.00	-18,000,105.38	
	TOTAL EXPENSES	12,745,788.00	21,214,593.00	3,214,487.62	1,109,300.38	7,122,188.27	10,877,917.11	
161 CDA BUSINESS CRIMES								
000 UNDEFINED		-100,000.00	-100,000.00	-10,748.75	.00	.00	-89,251.25	10.7%
040 DISTRICT ATTORNEY		100,000.00	100,000.00	12,128.26	863.74	.00	87,871.74	12.1%
	TOTAL REVENUES	-100,000.00	-100,000.00	-10,748.75	.00	.00	-89,251.25	
	TOTAL EXPENSES	100,000.00	100,000.00	12,128.26	863.74	.00	87,871.74	
163 CDA CONTRABAND								
000 UNDEFINED		-100,000.00	-100,000.00	-31,272.31	.00	.00	-68,727.69	31.3%
040 DISTRICT ATTORNEY		100,000.00	100,000.00	8,121.12	300.00	.00	91,878.88	8.1%
	TOTAL REVENUES	-100,000.00	-100,000.00	-31,272.31	.00	.00	-68,727.69	
	TOTAL EXPENSES	100,000.00	100,000.00	8,121.12	300.00	.00	91,878.88	
164 CDA SPATTF GRANT								

BUDGET SUMMARIES REPORT
GROUP SUMMARY JANUARY 2025

FOR 2025 04

164	CDA SPATTF GRANT	ORIGINAL APPROP	REVISED BUDGET	YTD ACTUAL	MTD ACTUAL	ENCUMBRANCES	AVAILABLE BUDGET	PCT USE/COL
000	UNDEFINED	-1,566,391.00	-1,566,391.00	-353,080.73	-31,392.81	.00	-1,213,310.27	22.5%
040	DISTRICT ATTORNEY	1,566,391.00	1,566,391.00	430,107.49	127,354.34	207,672.33	928,611.18	40.7%
	TOTAL REVENUES	-1,566,391.00	-1,566,391.00	-353,080.73	-31,392.81	.00	-1,213,310.27	
	TOTAL EXPENSES	1,566,391.00	1,566,391.00	430,107.49	127,354.34	207,672.33	928,611.18	
165 CDA SPATTF CC GRANT								
000	UNDEFINED	-918,020.00	-918,020.00	-345,470.25	-22,988.00	.00	-572,549.75	37.6%
040	DISTRICT ATTORNEY	918,020.00	918,020.00	754,563.77	28,912.67	83,244.00	80,212.23	91.3%
	TOTAL REVENUES	-918,020.00	-918,020.00	-345,470.25	-22,988.00	.00	-572,549.75	
	TOTAL EXPENSES	918,020.00	918,020.00	754,563.77	28,912.67	83,244.00	80,212.23	
166 CDA JAG GRANT								
000	UNDEFINED	-120,856.00	-120,856.00	-133,252.06	-535.59	.00	12,396.06	110.3%
040	DISTRICT ATTORNEY	120,856.00	120,856.00	.00	.00	.00	120,856.00	.0%
	TOTAL REVENUES	-120,856.00	-120,856.00	-133,252.06	-535.59	.00	12,396.06	
	TOTAL EXPENSES	120,856.00	120,856.00	.00	.00	.00	120,856.00	
168 CDA Border Prosecution Unit								
000	UNDEFINED	-281,587.00	-281,587.00	-71,101.17	-23,929.31	.00	-210,485.83	25.3%
040	DISTRICT ATTORNEY	281,587.00	281,587.00	71,101.17	23,929.31	.00	210,485.83	25.3%
	TOTAL REVENUES	-281,587.00	-281,587.00	-71,101.17	-23,929.31	.00	-210,485.83	
	TOTAL EXPENSES	281,587.00	281,587.00	71,101.17	23,929.31	.00	210,485.83	
171 CDA VOCA VICTIM ADV PROJECT								
000	UNDEFINED	-158,183.00	-158,183.00	-40,663.01	-16,225.49	.00	-117,519.99	25.7%
040	DISTRICT ATTORNEY	158,183.00	158,183.00	40,663.01	16,225.49	.00	117,519.99	25.7%
	TOTAL REVENUES	-158,183.00	-158,183.00	-40,663.01	-16,225.49	.00	-117,519.99	
	TOTAL EXPENSES	158,183.00	158,183.00	40,663.01	16,225.49	.00	117,519.99	
202 UNLIMITED TAX ROAD BONDS								

BUDGET SUMMARIES REPORT
GROUP SUMMARY JANUARY 2025

FOR 2025 04

202	UNLIMITED TAX ROAD BONDS	ORIGINAL APPROP	REVISED BUDGET	YTD ACTUAL	MTD ACTUAL	ENCUMBRANCES	AVAILABLE BUDGET	PCT USE/COL
000 UNDEFINED		-7,677,454.00	-7,677,454.00	-4,716,480.65	-1,346,820.75	.00	-2,960,973.35	61.4%
200 DEBT SERVICE		7,677,454.00	7,677,454.00	1,600.00	800.00	6,089,993.77	1,585,860.23	79.3%
	TOTAL REVENUES	-7,677,454.00	-7,677,454.00	-4,716,480.65	-1,346,820.75	.00	-2,960,973.35	
	TOTAL EXPENSES	7,677,454.00	7,677,454.00	1,600.00	800.00	6,089,993.77	1,585,860.23	
203 GEN OB REFUNDING BOND SRS 2021								
000 UNDEFINED		-1,039,374.00	-1,039,374.00	-586,743.32	-160,167.26	.00	-452,630.68	56.5%
200 DEBT SERVICE		1,039,374.00	1,039,374.00	.00	.00	902,900.00	136,474.00	86.9%
	TOTAL REVENUES	-1,039,374.00	-1,039,374.00	-586,743.32	-160,167.26	.00	-452,630.68	
	TOTAL EXPENSES	1,039,374.00	1,039,374.00	.00	.00	902,900.00	136,474.00	
204 GOB SERIES 2024 (ME)								
000 UNDEFINED		-2,290,259.00	-2,290,259.00	-1,394,636.80	-399,294.63	.00	-895,622.20	60.9%
200 DEBT SERVICE		2,290,259.00	2,290,259.00	.00	.00	1,518,265.97	771,993.03	66.3%
	TOTAL REVENUES	-2,290,259.00	-2,290,259.00	-1,394,636.80	-399,294.63	.00	-895,622.20	
	TOTAL EXPENSES	2,290,259.00	2,290,259.00	.00	.00	1,518,265.97	771,993.03	
208 SPECIAL TAX REVENUE BONDS 2020								
000 UNDEFINED		-614,342.00	-614,342.00	-11,001.27	.00	.00	-603,340.73	1.8%
200 DEBT SERVICE		614,342.00	614,342.00	.00	.00	.00	614,342.00	.0%
	TOTAL REVENUES	-649,342.00	-649,342.00	-11,001.27	.00	.00	-638,340.73	
	TOTAL EXPENSES	649,342.00	649,342.00	.00	.00	.00	649,342.00	
301 MPO ROAD CONSTRUCTION								
000 UNDEFINED		-220,000.00	-220,000.00	-5,023.13	.00	.00	-214,976.87	2.3%
300 CAPITAL PROJECTS		220,000.00	220,000.00	16,382.86	5,187.64	203,617.14	.00	100.0%
	TOTAL REVENUES	-220,000.00	-220,000.00	-5,023.13	.00	.00	-214,976.87	
	TOTAL EXPENSES	220,000.00	220,000.00	16,382.86	5,187.64	203,617.14	.00	
302 TAX ROAD BOND CONTRUCTION								

BUDGET SUMMARIES REPORT
GROUP SUMMARY JANUARY 2025

FOR 2025 04

302	TAX ROAD BOND CONSTRUCTION	ORIGINAL APPROP	REVISED BUDGET	YTD ACTUAL	MTD ACTUAL	ENCUMBRANCES	AVAILABLE BUDGET	PCT USE/COL
000 UNDEFINED		-48,097,796.00	-48,097,796.00	-477,729.46	.00	.00	-47,620,066.54	1.0%
300 CAPITAL PROJECTS		48,097,796.00	48,097,796.00	774,774.72	159,554.66	990,121.38	46,332,899.90	3.7%
	TOTAL REVENUES	-48,097,796.00	-48,097,796.00	-477,729.46	.00	.00	-47,620,066.54	
	TOTAL EXPENSES	48,097,796.00	48,097,796.00	774,774.72	159,554.66	990,121.38	46,332,899.90	
304 MEDICAL EXAMINER CONSTRUCTION								
000 UNDEFINED		-15,600,580.00	-15,600,580.00	-255,568.27	.00	.00	-15,345,011.73	1.6%
300 CAPITAL PROJECTS		15,600,580.00	15,600,580.00	2,623,012.42	1,843,187.25	9,831,594.78	3,145,972.80	79.8%
	TOTAL REVENUES	-15,600,580.00	-15,600,580.00	-255,568.27	.00	.00	-15,345,011.73	
	TOTAL EXPENSES	15,600,580.00	15,600,580.00	2,623,012.42	1,843,187.25	9,831,594.78	3,145,972.80	
307 CRTS RENOVATIONS #2								
000 UNDEFINED		-1,611,825.00	-1,611,825.00	-11,077.70	.00	.00	-1,600,747.30	.7%
300 CAPITAL PROJECTS		1,611,825.00	1,611,825.00	911,963.78	862,834.97	409,112.78	290,748.44	82.0%
	TOTAL REVENUES	-1,611,825.00	-1,611,825.00	-11,077.70	.00	.00	-1,600,747.30	
	TOTAL EXPENSES	1,611,825.00	1,611,825.00	911,963.78	862,834.97	409,112.78	290,748.44	
308 VENUE CAPITAL PROJECT								
000 UNDEFINED		-252,247.00	-252,247.00	-4,377.97	.00	.00	-247,869.03	1.7%
300 CAPITAL PROJECTS		252,247.00	252,247.00	33,680.00	33,680.00	.00	218,567.00	13.4%
	TOTAL REVENUES	-252,247.00	-252,247.00	-4,377.97	.00	.00	-247,869.03	
	TOTAL EXPENSES	252,247.00	252,247.00	33,680.00	33,680.00	.00	218,567.00	
401 EMPLOYEE HEALTH BENEFIT								
000 UNDEFINED		-16,065,000.00	-16,065,000.00	-4,396,658.72	-1,053,626.12	.00	-11,668,341.28	27.4%
400 BENEFITS		16,065,000.00	16,065,000.00	6,016,927.60	1,209,367.43	8,788,407.74	1,259,664.66	92.2%
	TOTAL REVENUES	-16,065,000.00	-16,065,000.00	-4,396,658.72	-1,053,626.12	.00	-11,668,341.28	
	TOTAL EXPENSES	16,065,000.00	16,065,000.00	6,016,927.60	1,209,367.43	8,788,407.74	1,259,664.66	
403 WORKERS COMPENSATION								

BUDGET SUMMARIES REPORT
GROUP SUMMARY JANUARY 2025

FOR 2025 04

403	WORKERS COMPENSATION	ORIGINAL APPROP	REVISED BUDGET	YTD ACTUAL	MTD ACTUAL	ENCUMBRANCES	AVAILABLE BUDGET	PCT USE/COL
000	UNDEFINED	-1,910,500.00	-1,910,500.00	-930,164.38	-278,814.82	.00	-980,335.62	48.7%
400	BENEFITS	1,910,500.00	1,910,500.00	393,173.07	41,982.81	672,606.92	844,720.01	55.8%
	TOTAL REVENUES	-8,923,334.00	-8,923,334.00	-930,164.38	-278,814.82	.00	-7,993,169.62	
	TOTAL EXPENSES	8,923,334.00	8,923,334.00	393,173.07	41,982.81	672,606.92	7,857,554.01	
	GRAND TOTAL	.00	117,720.00	-33,836,928.86	-4,868,023.78	62,877,505.54	-28,922,856.68	*****%

** END OF REPORT - Generated by Scott, Rhonda **

BUDGET SUMMARIES REPORT
FUND SUMMARY JANUARY 2025

FOR 2025 04

	ORIGINAL APPROP	REVISED BUDGET	YTD ACTUAL	MTD ACTUAL	ENCUMBRANCES	AVAILABLE BUDGET	PCT USE/COL
011 GENERAL FUND	.00	.00	-20,050,784.55	-7,827,298.49	18,346,049.64	1,704,734.91	100.0%
TOTAL REVENUES	-165,070,099.00	-165,070,099.00	-70,723,334.20	-22,037,590.15	35.00	-94,346,799.80	
TOTAL EXPENSES	165,070,099.00	165,070,099.00	50,672,549.65	14,210,291.66	18,346,014.64	96,051,534.71	
020 CONSOLIDATED ROAD AND BRID	.00	.00	1,546,981.47	583,127.82	3,538,944.28	-5,085,925.75	100.0%
TOTAL REVENUES	-11,054,979.00	-11,054,979.00	-889,490.11	-261,556.00	.00	-10,165,488.89	
TOTAL EXPENSES	11,054,979.00	11,054,979.00	2,436,471.58	844,683.82	3,538,944.28	5,079,563.14	
031 PRECINCT 1 PARK	.00	.00	11,124.97	5,106.17	20,587.93	-31,712.90	100.0%
TOTAL REVENUES	-188,192.00	-188,192.00	-10,949.45	-2,810.13	.00	-177,242.55	
TOTAL EXPENSES	188,192.00	188,192.00	22,074.42	7,916.30	20,587.93	145,529.65	
032 SLATON/ROOSEVELT PARK	.00	.00	13,081.92	8,566.75	17,427.84	-30,509.76	100.0%
TOTAL REVENUES	-124,248.00	-124,248.00	-4,912.92	-1,310.13	.00	-119,335.08	
TOTAL EXPENSES	124,248.00	124,248.00	17,994.84	9,876.88	17,427.84	88,825.32	
033 IDALOU/NEW DEAL PARK	.00	.00	13,696.17	5,408.91	8,566.87	-22,263.04	100.0%
TOTAL REVENUES	-162,790.00	-162,790.00	-5,593.57	-1,410.13	.00	-157,196.43	
TOTAL EXPENSES	162,790.00	162,790.00	19,289.74	6,819.04	8,566.87	134,933.39	
034 SHALLOWATER PARK	.00	.00	4,488.27	3,136.18	14,038.26	-18,526.53	100.0%
TOTAL REVENUES	-190,391.00	-190,391.00	-6,327.22	-210.13	.00	-184,063.78	
TOTAL EXPENSES	190,391.00	190,391.00	10,815.49	3,346.31	14,038.26	165,537.25	
041 PERMANENT IMPROVEMENT	.00	.00	-985,444.87	-518,814.67	1,586,997.69	-601,552.82	100.0%
TOTAL REVENUES	-5,259,280.00	-5,259,280.00	-2,175,730.41	-618,756.27	.00	-3,083,549.59	
TOTAL EXPENSES	5,259,280.00	5,259,280.00	1,190,285.54	99,941.60	1,586,997.69	2,481,996.77	
043 LCETRZ NO1 TAX INCREMENT F	.00	.00	-6,598.15	.00	.00	6,598.15	100.0%
TOTAL REVENUES	-250,000.00	-250,000.00	-6,598.15	.00	.00	-243,401.85	
TOTAL EXPENSES	250,000.00	250,000.00	.00	.00	.00	250,000.00	
046 TJJD (P) JJAEP GRANT	.00	.00	-2.50	.00	.00	2.50	100.0%
TOTAL REVENUES	-30,000.00	-30,000.00	-2.50	.00	.00	-29,997.50	
TOTAL EXPENSES	30,000.00	30,000.00	.00	.00	.00	30,000.00	
047 TJJD TJJD DSA RISK & NEEDS	.00	.00	.00	.00	14,810.63	-14,810.63	100.0%
TOTAL REVENUES	-15,628.00	-15,628.00	.00	.00	.00	-15,628.00	
TOTAL EXPENSES	15,628.00	15,628.00	.00	.00	14,810.63	817.37	
049 TJJD DSA PREVENT/INTERVENT	.00	.00	-33,000.00	-5,500.00	.00	33,000.00	100.0%
TOTAL REVENUES	.00	-66,000.00	-33,000.00	-5,500.00	.00	-33,000.00	
TOTAL EXPENSES	.00	66,000.00	.00	.00	.00	66,000.00	
050 JUVENILE CASE MANAGER	.00	.00	-70,391.31	11,456.60	.00	70,391.31	100.0%
TOTAL REVENUES	-117,030.00	-117,030.00	-104,883.23	.00	.00	-12,146.77	
TOTAL EXPENSES	117,030.00	117,030.00	34,491.92	11,456.60	.00	82,538.08	
051 JUVENILE PROBATION	.00	.00	-1,784,800.38	-375,007.19	242,843.67	1,541,956.71	100.0%
TOTAL REVENUES	-8,671,865.00	-8,671,865.00	-2,671,477.96	-661,843.95	.00	-6,000,387.04	
TOTAL EXPENSES	8,671,865.00	8,671,865.00	886,677.58	286,836.76	242,843.67	7,542,343.75	
054 TJJD (A) JUV PROB COMM GRA	.00	.00	-638,351.80	251,887.19	230,617.58	407,734.22	100.0%
TOTAL REVENUES	-3,043,865.00	-3,043,865.00	-1,480,071.61	.00	.00	-1,563,793.39	
TOTAL EXPENSES	3,043,865.00	3,043,865.00	841,719.81	251,887.19	230,617.58	1,971,527.61	
055 JUVENILE DETENTION	.00	.00	1,431,133.72	492,788.15	126,148.09	-1,557,281.81	100.0%
TOTAL REVENUES	-6,095,505.00	-6,095,505.00	-440,777.00	-113,655.00	.00	-5,654,728.00	
TOTAL EXPENSES	6,095,505.00	6,095,505.00	1,871,910.72	606,443.15	126,148.09	4,097,446.19	

BUDGET SUMMARIES REPORT
FUND SUMMARY JANUARY 2025

FOR 2025 04

057	JUVENILE FOOD SERVICE	ORIGINAL APPROP	REVISED BUDGET	YTD ACTUAL	MTD ACTUAL	ENCUMBRANCES	AVAILABLE BUDGET	PCT USE/COL
057	JUVENILE FOOD SERVICE	.00	.00	114,441.92	37,820.09	152,577.98	-267,019.90	100.0%
	TOTAL REVENUES	-464,727.00	-464,727.00	-54,515.54	-14,699.51	.00	-410,211.46	
	TOTAL EXPENSES	464,727.00	464,727.00	168,957.46	52,519.60	152,577.98	143,191.56	
067	CJD DWI COURT GRANT	.00	.00	.00	.00	500.00	-500.00	100.0%
	TOTAL REVENUES	-51,612.00	-51,612.00	-13,455.98	.00	.00	-38,156.02	
	TOTAL EXPENSES	51,612.00	51,612.00	13,455.98	.00	500.00	37,656.02	
070	ON LINE ACCESS	.00	.00	-3,032.44	.00	500.00	2,532.44	100.0%
	TOTAL REVENUES	-185,000.00	-185,000.00	-3,032.44	.00	.00	-181,967.56	
	TOTAL EXPENSES	185,000.00	185,000.00	.00	.00	500.00	184,500.00	
072	CJD DRUG COURT GRANT	.00	.00	.00	.00	368.68	-368.68	100.0%
	TOTAL REVENUES	-51,612.00	-51,612.00	-13,187.47	-133.95	.00	-38,424.53	
	TOTAL EXPENSES	51,612.00	51,612.00	13,187.47	133.95	368.68	38,055.85	
074	COUNTY DRUG COURT COURT CO	.00	.00	-12,807.73	-2,591.07	.00	12,807.73	100.0%
	TOTAL REVENUES	-36,300.00	-36,300.00	-12,807.73	-2,591.07	.00	-23,492.27	
	TOTAL EXPENSES	36,300.00	36,300.00	.00	.00	.00	36,300.00	
075	DISPUTE RESOLUTION	.00	.00	6,073.66	8,143.00	6,791.94	-12,865.60	100.0%
	TOTAL REVENUES	-378,067.00	-378,067.00	-104,234.43	-24,906.40	.00	-273,832.57	
	TOTAL EXPENSES	378,067.00	378,067.00	110,308.09	33,049.40	6,791.94	260,966.97	
076	USDA AG MEDIATION GRANT	.00	.00	22,203.99	22,766.49	4,585.08	-26,789.07	100.0%
	TOTAL REVENUES	-420,000.00	-420,000.00	-44,789.43	.00	.00	-375,210.57	
	TOTAL EXPENSES	420,000.00	420,000.00	66,993.42	22,766.49	4,585.08	348,421.50	
077	DOMESTIC RELATIONS OFFICE	.00	.00	-72,930.43	8,914.97	1,424.70	71,505.73	100.0%
	TOTAL REVENUES	-208,920.00	-208,920.00	-117,390.67	-7,482.79	15.00	-91,544.33	
	TOTAL EXPENSES	208,920.00	208,920.00	44,460.24	16,397.76	1,409.70	163,050.06	
079	VENUE HOT & STVR TAX	.00	.00	-1,011,271.37	-369,556.55	.00	1,011,271.37	100.0%
	TOTAL REVENUES	-3,214,050.00	-3,214,050.00	-1,011,299.06	-369,584.24	.00	-2,202,750.94	
	TOTAL EXPENSES	3,214,050.00	3,214,050.00	27.69	27.69	.00	3,214,022.31	
081	LAW LIBRARY	.00	.00	50,141.75	2,498.33	46,683.00	-96,824.75	100.0%
	TOTAL REVENUES	-206,390.00	-206,390.00	-48,272.15	-13,240.51	.00	-158,117.85	
	TOTAL EXPENSES	206,390.00	206,390.00	98,413.90	15,738.84	46,683.00	61,293.10	
083	ELECTION SERVICES	.00	.00	423,595.17	-202.77	177,597.99	-601,193.16	100.0%
	TOTAL REVENUES	-1,051,274.00	-1,051,274.00	.00	.00	.00	-1,051,274.00	
	TOTAL EXPENSES	1,051,274.00	1,051,274.00	423,595.17	-202.77	177,597.99	450,080.84	
085	ELECTION ADMINISTRATION	.00	.00	21,446.85	1,378.62	.00	-21,446.85	100.0%
	TOTAL REVENUES	-42,300.00	-42,300.00	-2,387.20	.00	.00	-39,912.80	
	TOTAL EXPENSES	42,300.00	42,300.00	23,834.05	1,378.62	.00	18,465.95	
086	ELECTION EQUIPMENT	.00	.00	106,485.16	.00	4,495.28	-110,980.44	100.0%
	TOTAL REVENUES	-149,180.00	-149,180.00	-7,009.84	.00	.00	-142,170.16	
	TOTAL EXPENSES	149,180.00	149,180.00	113,495.00	.00	4,495.28	31,189.72	
088	SETTLEMENTS FUND	.00	.00	-5,205.15	.00	.00	5,205.15	100.0%
	TOTAL REVENUES	-120,000.00	-120,000.00	-5,205.15	.00	.00	-114,794.85	
	TOTAL EXPENSES	120,000.00	120,000.00	.00	.00	.00	120,000.00	
090	DIST CLK RECORDS MGT. AND	.00	.00	-31,830.80	-8,037.67	299.00	31,531.80	100.0%
	TOTAL REVENUES	-75,600.00	-75,600.00	-36,693.30	-9,576.26	.00	-38,906.70	
	TOTAL EXPENSES	75,600.00	75,600.00	4,862.50	1,538.59	299.00	70,438.50	

BUDGET SUMMARIES REPORT
FUND SUMMARY JANUARY 2025

FOR 2025 04

091	CTY CLK RECORDS MGT. AND PRES	ORIGINAL APPROP	REVISED BUDGET	YTD ACTUAL	MTD ACTUAL	ENCUMBRANCES	AVAILABLE BUDGET	PCT USE/COL
091	CTY CLK RECORDS MGT. AND P	.00	.00	-213,701.95	-49,137.42	.00	213,701.95	100.0%
	TOTAL REVENUES	-650,000.00	-650,000.00	-222,062.10	-51,991.14	.00	-427,937.90	
	TOTAL EXPENSES	650,000.00	650,000.00	8,360.15	2,853.72	.00	641,639.85	
092	CTY RECORDS MGT. AND PRES	.00	.00	24,335.40	9,852.30	.00	-24,335.40	100.0%
	TOTAL REVENUES	-97,890.00	-97,890.00	-4,960.07	-57.30	.00	-92,929.93	
	TOTAL EXPENSES	97,890.00	97,890.00	29,295.47	9,909.60	.00	68,594.53	
093	COURTHOUSE SECURITY	.00	.00	44,970.90	16,207.71	1,943.25	-46,914.15	100.0%
	TOTAL REVENUES	-252,490.00	-252,490.00	-39,292.59	-10,709.55	.00	-213,197.41	
	TOTAL EXPENSES	252,490.00	252,490.00	84,263.49	26,917.26	1,943.25	166,283.26	
094	COURT RECORD PRESERVATION	.00	.00	5,712.59	-10.82	500.00	-6,212.59	100.0%
	TOTAL REVENUES	-55,500.00	-55,500.00	-2,437.41	-10.82	.00	-53,062.59	
	TOTAL EXPENSES	55,500.00	55,500.00	8,150.00	.00	500.00	46,850.00	
095	LOCAL TRUANCY PREVENT & DI	.00	.00	1,018.03	1,199.45	.00	-1,018.03	100.0%
	TOTAL REVENUES	-71,500.00	-71,500.00	-7,085.95	-1,960.73	.00	-64,414.05	
	TOTAL EXPENSES	71,500.00	71,500.00	8,103.98	3,160.18	.00	63,396.02	
096	HISTORICAL COMMISSION	.00	.00	122.15	.00	4,800.00	-4,922.15	100.0%
	TOTAL REVENUES	-7,900.00	-7,900.00	-108.24	.00	.00	-7,791.76	
	TOTAL EXPENSES	7,900.00	7,900.00	230.39	.00	4,800.00	2,869.61	
097	CHILD ABUSE PREVENTION	.00	.00	541.27	133.18	.00	-541.27	100.0%
	TOTAL REVENUES	-820.00	-820.00	-158.73	-16.82	.00	-661.27	
	TOTAL EXPENSES	820.00	820.00	700.00	150.00	.00	120.00	
099	CTY/DIST COURT TECHNOLOGY	.00	.00	-2,598.60	-466.20	.00	2,598.60	100.0%
	TOTAL REVENUES	-7,000.00	-7,000.00	-2,598.60	-466.20	.00	-4,401.40	
	TOTAL EXPENSES	7,000.00	7,000.00	.00	.00	.00	7,000.00	
102	DIST COURT RECORDS TECHNOL	.00	.00	-75.56	-10.82	.00	75.56	100.0%
	TOTAL REVENUES	-3,000.00	-3,000.00	-75.56	-10.82	.00	-2,924.44	
	TOTAL EXPENSES	3,000.00	3,000.00	.00	.00	.00	3,000.00	
103	COUNTY CLERK RECORDS ARCHI	.00	.00	-176,718.37	-40,779.88	41,906.97	134,811.40	100.0%
	TOTAL REVENUES	-1,480,000.00	-1,480,000.00	-186,576.35	-46,850.00	.00	-1,293,423.65	
	TOTAL EXPENSES	1,480,000.00	1,480,000.00	9,857.98	6,070.12	41,906.97	1,428,235.05	
105	COMMUNITY/ECONOMIC DEV PRG	.00	.00	35,468.99	30,000.00	45,000.00	-80,468.99	100.0%
	TOTAL REVENUES	-130,150.00	-130,150.00	-4,531.01	.00	.00	-125,618.99	
	TOTAL EXPENSES	130,150.00	130,150.00	40,000.00	30,000.00	45,000.00	45,150.00	
106	AMERICAN RESCUE PLAN ACT	.00	.00	-10,975,004.21	1,737,860.12	1,246,699.57	9,728,304.64	100.0%
	TOTAL REVENUES	-13,979,716.00	-13,979,716.00	-14,020,741.97	.00	.00	41,025.97	
	TOTAL EXPENSES	13,979,716.00	13,979,716.00	3,045,737.76	1,737,860.12	1,246,699.57	9,687,278.67	
108	JP1 JUSTICE COURT TECHNOLO	.00	.00	-1,509.13	397.42	400.00	1,109.13	100.0%
	TOTAL REVENUES	-28,801.00	-28,801.00	-2,369.80	-410.36	.00	-26,431.20	
	TOTAL EXPENSES	28,801.00	28,801.00	860.67	807.78	400.00	27,540.33	
109	JP2 JUSTICE COURT TECHNOLO	.00	.00	-1,968.56	-437.05	.00	1,968.56	100.0%
	TOTAL REVENUES	-37,720.00	-37,720.00	-1,968.56	-437.05	.00	-35,751.44	
	TOTAL EXPENSES	37,720.00	37,720.00	.00	.00	.00	37,720.00	
110	JP3 JUSTICE COURT TECHNOLO	.00	.00	-924.72	-138.34	389.00	535.72	100.0%
	TOTAL REVENUES	-3,100.00	-3,100.00	-924.72	-138.34	389.00	-2,564.28	
	TOTAL EXPENSES	3,100.00	3,100.00	.00	.00	.00	3,100.00	

BUDGET SUMMARIES REPORT
FUND SUMMARY JANUARY 2025

FOR 2025 04

111	JP4 JUSTICE COURT TECHNOLOGY	ORIGINAL APPROP	REVISED BUDGET	YTD ACTUAL	MTD ACTUAL	ENCUMBRANCES	AVAILABLE BUDGET	PCT USE/COL
111	JP4 JUSTICE COURT TECHNOLO	.00	.00	-871.19	-365.11	.00	871.19	100.0%
	TOTAL REVENUES	-31,325.00	-31,325.00	-2,612.33	-546.65	.00	-28,712.67	
	TOTAL EXPENSES	31,325.00	31,325.00	1,741.14	181.54	.00	29,583.86	
112	COURT FACILITY FEE	.00	.00	-30,108.99	-7,557.20	.00	30,108.99	100.0%
	TOTAL REVENUES	-101,000.00	-101,000.00	-30,108.99	-7,557.20	.00	-70,891.01	
	TOTAL EXPENSES	101,000.00	101,000.00	.00	.00	.00	101,000.00	
114	JUDICIAL EDUCATION & SUPPO	.00	.00	-1,465.80	-315.00	.00	1,465.80	100.0%
	TOTAL REVENUES	-5,400.00	-5,400.00	-1,465.80	-315.00	.00	-3,934.20	
	TOTAL EXPENSES	5,400.00	5,400.00	.00	.00	.00	5,400.00	
115	LANGUAGE ACCESS	.00	.00	-13,685.84	-3,482.60	.00	13,685.84	100.0%
	TOTAL REVENUES	-40,500.00	-40,500.00	-13,685.84	-3,482.60	.00	-26,814.16	
	TOTAL EXPENSES	40,500.00	40,500.00	.00	.00	.00	40,500.00	
122	SHERIFF CONTRABAND	.00	.00	.00	.00	.00	.00	.0%
	TOTAL REVENUES	-213,000.00	-213,000.00	.00	.00	.00	-213,000.00	
	TOTAL EXPENSES	213,000.00	213,000.00	.00	.00	.00	213,000.00	
124	INMATE SUPPLY	.00	.00	-343.05	.00	.00	343.05	100.0%
	TOTAL REVENUES	-1,355,000.00	-1,355,000.00	-343.05	.00	.00	-1,354,656.95	
	TOTAL EXPENSES	1,355,000.00	1,355,000.00	.00	.00	.00	1,355,000.00	
126	VINE GRANT	.00	.00	.00	.00	23,201.54	-23,201.54	100.0%
	TOTAL REVENUES	-31,000.00	-31,000.00	-7,798.46	.00	.00	-23,201.54	
	TOTAL EXPENSES	31,000.00	31,000.00	7,798.46	.00	23,201.54	.00	
128	HOMELAND SECURITY GRANT	.00	.00	.00	.00	106,739.00	-106,739.00	100.0%
	TOTAL REVENUES	-132,098.00	-132,098.00	-9,430.00	-9,430.00	.00	-122,668.00	
	TOTAL EXPENSES	132,098.00	132,098.00	9,430.00	9,430.00	106,739.00	15,929.00	
130	PROJECT SAFE NEIGHBORHOOD	.00	.00	.00	.00	.00	.00	.0%
	TOTAL REVENUES	-116,398.00	-116,398.00	-3,877.67	.00	.00	-112,520.33	
	TOTAL EXPENSES	116,398.00	116,398.00	3,877.67	.00	.00	112,520.33	
142	LEOSE SHERIFF	.00	30,000.00	30,996.79	22,404.00	6,704.00	-7,700.79	125.7%
	TOTAL REVENUES	-71,000.00	-71,000.00	-1,691.41	.00	.00	-69,308.59	
	TOTAL EXPENSES	71,000.00	101,000.00	32,688.20	22,404.00	6,704.00	61,607.80	
145	SHERIFF COMMISSARY SALARY	.00	.00	60,173.17	64,803.51	.00	-60,173.17	100.0%
	TOTAL REVENUES	-1,081,369.00	-1,081,369.00	-315,645.67	-59,214.13	.00	-765,723.33	
	TOTAL EXPENSES	1,081,369.00	1,081,369.00	375,818.84	124,017.64	.00	705,550.16	
146	LECD EMER COMMUNICATION GR	.00	87,720.00	7,114.96	6,763.06	36,641.00	43,964.04	49.9%
	TOTAL REVENUES	.00	43,860.00	.00	.00	.00	43,860.00	
	TOTAL EXPENSES	.00	43,860.00	7,114.96	6,763.06	36,641.00	104.00	
148	STATE HOMELAND GRANTS	.00	.00	.00	.00	.00	.00	.0%
	TOTAL REVENUES	-84,747.00	-16,702.00	-16,701.30	-16,701.30	.00	-.70	
	TOTAL EXPENSES	84,747.00	16,702.00	16,701.30	16,701.30	.00	.70	
150	TAG GRANT	.00	.00	.00	-11,320.48	7,122,188.27	-7,122,188.27	100.0%
	TOTAL REVENUES	-12,745,788.00	-21,214,593.00	-3,214,487.62	-1,120,620.86	.00	-18,000,105.38	
	TOTAL EXPENSES	12,745,788.00	21,214,593.00	3,214,487.62	1,109,300.38	7,122,188.27	10,877,917.11	
161	CDA BUSINESS CRIMES	.00	.00	1,379.51	863.74	.00	-1,379.51	100.0%
	TOTAL REVENUES	-100,000.00	-100,000.00	-10,748.75	.00	.00	-89,251.25	
	TOTAL EXPENSES	100,000.00	100,000.00	12,128.26	863.74	.00	87,871.74	

BUDGET SUMMARIES REPORT
FUND SUMMARY JANUARY 2025

FOR 2025 04

163	CDA CONTRABAND	ORIGINAL APPROP	REVISED BUDGET	YTD ACTUAL	MTD ACTUAL	ENCUMBRANCES	AVAILABLE BUDGET	PCT USE/COL
163	CDA CONTRABAND	.00	.00	-23,151.19	300.00	.00	23,151.19	100.0%
	TOTAL REVENUES	-100,000.00	-100,000.00	-31,272.31	.00	.00	-68,727.69	
	TOTAL EXPENSES	100,000.00	100,000.00	8,121.12	300.00	.00	91,878.88	
164	CDA SPATTF GRANT	.00	.00	77,026.76	95,961.53	207,672.33	-284,699.09	100.0%
	TOTAL REVENUES	-1,566,391.00	-1,566,391.00	-353,080.73	-31,392.81	.00	-1,213,310.27	
	TOTAL EXPENSES	1,566,391.00	1,566,391.00	430,107.49	127,354.34	207,672.33	928,611.18	
165	CDA SPATTF CC GRANT	.00	.00	409,093.52	5,924.67	83,244.00	-492,337.52	100.0%
	TOTAL REVENUES	-918,020.00	-918,020.00	-345,470.25	-22,988.00	.00	-572,549.75	
	TOTAL EXPENSES	918,020.00	918,020.00	754,563.77	28,912.67	83,244.00	80,212.23	
166	CDA JAG GRANT	.00	.00	-133,252.06	-535.59	.00	133,252.06	100.0%
	TOTAL REVENUES	-120,856.00	-120,856.00	-133,252.06	-535.59	.00	12,396.06	
	TOTAL EXPENSES	120,856.00	120,856.00	.00	.00	.00	120,856.00	
168	CDA Border Prosecution Uni	.00	.00	.00	.00	.00	.00	.0%
	TOTAL REVENUES	-281,587.00	-281,587.00	-71,101.17	-23,929.31	.00	-210,485.83	
	TOTAL EXPENSES	281,587.00	281,587.00	71,101.17	23,929.31	.00	210,485.83	
171	CDA VOCA VICTIM ADV PROJEC	.00	.00	.00	.00	.00	.00	.0%
	TOTAL REVENUES	-158,183.00	-158,183.00	-40,663.01	-16,225.49	.00	-117,519.99	
	TOTAL EXPENSES	158,183.00	158,183.00	40,663.01	16,225.49	.00	117,519.99	
202	UNLIMITED TAX ROAD BONDS	.00	.00	-4,714,880.65	-1,346,020.75	6,089,993.77	-1,375,113.12	100.0%
	TOTAL REVENUES	-7,677,454.00	-7,677,454.00	-4,716,480.65	-1,346,820.75	.00	-2,960,973.35	
	TOTAL EXPENSES	7,677,454.00	7,677,454.00	1,600.00	800.00	6,089,993.77	1,585,860.23	
203	GEN OB REFUNDING BOND SRS	.00	.00	-586,743.32	-160,167.26	902,900.00	-316,156.68	100.0%
	TOTAL REVENUES	-1,039,374.00	-1,039,374.00	-586,743.32	-160,167.26	.00	-452,630.68	
	TOTAL EXPENSES	1,039,374.00	1,039,374.00	.00	.00	902,900.00	136,474.00	
204	GOB SERIES 2024 (ME)	.00	.00	-1,394,636.80	-399,294.63	1,518,265.97	-123,629.17	100.0%
	TOTAL REVENUES	-2,290,259.00	-2,290,259.00	-1,394,636.80	-399,294.63	.00	-895,622.20	
	TOTAL EXPENSES	2,290,259.00	2,290,259.00	.00	.00	1,518,265.97	771,993.03	
208	SPECIAL TAX REVENUE BONDS	.00	.00	-11,001.27	.00	.00	11,001.27	100.0%
	TOTAL REVENUES	-649,342.00	-649,342.00	-11,001.27	.00	.00	-638,340.73	
	TOTAL EXPENSES	649,342.00	649,342.00	.00	.00	.00	649,342.00	
301	MPO ROAD CONSTRUCTION	.00	.00	11,359.73	5,187.64	203,617.14	-214,976.87	100.0%
	TOTAL REVENUES	-220,000.00	-220,000.00	-5,023.13	.00	.00	-214,976.87	
	TOTAL EXPENSES	220,000.00	220,000.00	16,382.86	5,187.64	203,617.14	.00	
302	TAX ROAD BOND CONSTRUCTION	.00	.00	297,045.26	159,554.66	990,121.38	-1,287,166.64	100.0%
	TOTAL REVENUES	-48,097,796.00	-48,097,796.00	-477,729.46	.00	.00	-47,620,066.54	
	TOTAL EXPENSES	48,097,796.00	48,097,796.00	774,774.72	159,554.66	990,121.38	46,332,899.90	
304	MEDICAL EXAMINER CONSTRUCT	.00	.00	2,367,444.15	1,843,187.25	9,831,594.78	-12,199,038.93	100.0%
	TOTAL REVENUES	-15,600,580.00	-15,600,580.00	-255,568.27	.00	.00	-15,345,011.73	
	TOTAL EXPENSES	15,600,580.00	15,600,580.00	2,623,012.42	1,843,187.25	9,831,594.78	3,145,972.80	
307	CRTC RENOVATIONS #2	.00	.00	900,886.08	862,834.97	409,112.78	-1,309,998.86	100.0%
	TOTAL REVENUES	-1,611,825.00	-1,611,825.00	-11,077.70	.00	.00	-1,600,747.30	
	TOTAL EXPENSES	1,611,825.00	1,611,825.00	911,963.78	862,834.97	409,112.78	290,748.44	
308	VENUE CAPITAL PROJECT	.00	.00	29,302.03	33,680.00	.00	-29,302.03	100.0%
	TOTAL REVENUES	-252,247.00	-252,247.00	-4,377.97	.00	.00	-247,869.03	
	TOTAL EXPENSES	252,247.00	252,247.00	33,680.00	33,680.00	.00	218,567.00	

BUDGET SUMMARIES REPORT
FUND SUMMARY JANUARY 2025

FOR 2025 04

401	EMPLOYEE HEALTH BENEFIT	ORIGINAL APPROP	REVISED BUDGET	YTD ACTUAL	MTD ACTUAL	ENCUMBRANCES	AVAILABLE BUDGET	PCT USE/COL
401	EMPLOYEE HEALTH BENEFIT	.00	.00	1,620,268.88	155,741.31	8,788,407.74	-10,408,676.62	100.0%
	TOTAL REVENUES	-16,065,000.00	-16,065,000.00	-4,396,658.72	-1,053,626.12	.00	-11,668,341.28	
	TOTAL EXPENSES	16,065,000.00	16,065,000.00	6,016,927.60	1,209,367.43	8,788,407.74	1,259,664.66	
403	WORKERS COMPENSATION	.00	.00	-536,991.31	-236,832.01	672,606.92	-135,615.61	100.0%
	TOTAL REVENUES	-8,923,334.00	-8,923,334.00	-930,164.38	-278,814.82	.00	-7,993,169.62	
	TOTAL EXPENSES	8,923,334.00	8,923,334.00	393,173.07	41,982.81	672,606.92	7,857,554.01	
	GRAND TOTAL	.00	117,720.00	-33,836,928.86	-4,868,023.78	62,877,505.54	-28,922,856.68	*****%

** END OF REPORT - Generated by Scott, Rhonda **