

LUBBOCK COUNTY, TEXAS
Monthly Unaudited Financial Report

April 30, 2022



Prepared By: County Auditor's Office

Kathy Williams, County Auditor

Members of Government Finance Officers Association of the United States and
Canada

This report is available on the Internet

Lubbock County, Texas
Unaudited Monthly Financial Report
April 30, 2022
Table of Contents

Description	Page Number
County Auditor's Letter of Transmittal	3
Financial Statements:	
❖ Consolidated Balance Sheet – All Funds	4-8
❖ Bank Balances – All Funds	9
❖ Revenue Report – Account Summary	11-59
❖ Revenue Report – Group/Fund Summary	61-83
❖ Venue HOT & STVR Tax	30, 66, 78
Schedules:	
❖ Debt Service Maturity Schedules	84-90
❖ Investment Schedules	91-93
❖ Schedule of Transfers between Funds	94
❖ Sales Tax Summary	95
❖ Ad Valorem Collection Summary	96-97
Budget Status:	
❖ Budget Report – Account Summary	99-176
❖ Budget Report – Group/Fund Summary	178-200
❖ Venue HOT & STVR Tax	143, 183 196

LUBBOCK COUNTY

Kathy Williams
County Auditor

Rhonda Scott
First Assistant Auditor



P.O. Box 10536
916 Main, Suite 700
Lubbock, Texas 79408-3536
Phone: (806) 775-1097
Fax: (806) 775-7917

June 27, 2022

The Honorable District Judges and the Honorable Members of the Commissioners' Court:

The unaudited and unadjusted financial report of Lubbock County, Texas, for the month ended April 31, 2021, is hereby submitted as required by the Local Governmental Code 114.025.

This report is presented in three sections, namely: Financial Statements, Schedules, and Budget Status.

Although this report is self explanatory, please do not hesitate to call the County Auditor's office for more information at (806) 775-1097. This report can be seen on the Internet at www.co.lubbock.tx.us.

Respectfully submitted,

A handwritten signature in blue ink that reads "Kathy Williams". The signature is fluid and cursive, with a long horizontal stroke at the end.

Kathy Williams
County Auditor

CONSOLIDATED BALANCE SHEET FOR 2022 7

OBJ	OBJ DESCRIPTION	NET CHANGE FOR PERIOD	ACCOUNT BALANCE
ASSETS			
100200	CASH ACCOUNT	308,319.38	6,386,047.68
100201	JURY FUND	.00	15,000.00
100202	FEDERAL TAX ACCOUNT	.00	5,000.00
100205	SO FORFEITED CONTRABAND	.00	340,454.27
100206	SO INMATE COMMISSARY ACCOUNT	.00	3,771,832.70
100207	SO INMATE PROGRAM DONATIONS	.00	7,196.44
100208	CDA BUSINESS CRIMES	-235.83	78,592.48
100209	CDA FORFEITED ASSETS	-420.06	100,750.21
100210	SPAT PROGRAM INCOME	6,143.55	64,852.52
100211	SPAT FEDERAL INCOME	.58	2,015.55
100213	CDA JAG 20	25.46	88,622.34
100215	CDA JAG 19	-3,448.02	62,560.10
100235	JP1 CREDIT CARD	-8,685.00	12,002.00
100236	JP1 E FILE ACCOUNT	315.00	747.00
100238	JP2 CREDIT CARD	412.26	10,134.51
100239	JP2 E FILE ACCOUNT	-230.00	590.00
100241	JP3 CREDIT CARD	-159.90	17,251.10
100242	JP3 E FILE ACCOUNT	1,706.00	1,911.00
100244	JP4 CREDIT CARD	-1,883.00	15,029.00
100263	DRC REVENUE ACCOUNT	2,171.21	14,018.08
100400	CHANGE FUNDS	.00	2,250.00
100403	CDA DEA INVESTIGATION	.00	10,000.00
100802	INVESTMENTS	.00	346,185.34
101901	DEA CASH LNB	.00	230,951.69
105000	CLAIM ON CASH	-5,001,911.42	195,900,585.09
117000	DELINQUENT TAXES	.00	2,817,260.53
117001	PRE 1972 DELINQUENT TAXES	.00	246,189.35
119900	EST UNCOLL DLNQNT TAXES	.00	-2,171,371.27
122100	ACCOUNTS RECEIVABLE	-72,896.93	832,246.40
122200	ACCOUNTS RECEIVABLE-GRANTS	.00	210,041.78
126300	WOODROW VFD	.00	60,000.00
126500	WEST CARLISLE VFD	.00	9,364.85
127400	BUFFALO SPRINGS VFD	.00	18,400.00
129000	RETURNED CHECKS RECEIVABLE	57.34	3,212.66
131000	MEDINA COUNTY	400.00	400.00
131100	ANDREWS COUNTY	-1,100.00	1,000.00
131400	FLOYD COUNTY	2,900.00	3,000.00
131500	GAINES COUNTY	-1,100.00	1,400.00
131600	GARZA COUNTY	-1,700.00	600.00
131700	HALE COUNTY	300.00	600.00
131800	HOCKLEY COUNTY	3,600.00	11,000.00
132000	WARD COUNTY	3,369.95	6,779.95
132101	GRAY COUNTY	7,318.22	18,320.52
132200	TERRY COUNTY	-2,100.00	1,000.00
132600	DAWSON COUNTY	-300.00	.00
132700	LAMB COUNTY	5,600.00	6,000.00
132800	BAILEY/PARMER COUNTIES	-110.00	3,300.00
132900	MOORE COUNTY	300.00	3,400.00

CONSOLIDATED BALANCE SHEET FOR 2022 7

OBJ	OBJ DESCRIPTION	NET CHANGE FOR PERIOD	ACCOUNT BALANCE
ASSETS			
133100	DEAF SMITH COUNTY	900.00	1,800.00
133200	DALLAM COUNTY	5,790.00	7,690.00
133400	HUTCHINSON COUNTY	2,200.00	3,100.00
133600	ECTOR COUNTY	6,846.00	13,735.95
134101	MIDLAND COUNTY	4,770.78	17,606.46
134200	RANDALL/POTTER COUNTY	.00	200.00
134300	BOWIE COUNTY	-2,500.00	.00
134400	COMAL COUNTY	217.37	7,156.55
135300	SWISHER/CASTRO COUNTY	-1,700.00	2,500.00
135401	NOLAN COUNTY	720.00	720.00
135500	HARRIS COUNTY	3,576.11	10,409.27
135801	CHILDRESS COUNTY	1,029.96	8,992.69
139800	FINES, FEES, COURT COST REC	.00	781,515.73
139900	FINES, FEES ALLOW FOR UNCOLL	.00	-156,303.14
147001	UNAMORTIZED PREM/DISC	.00	255,459.60
147500	ADVANCE TO DISP RES FUND	.00	50.00
150200	DUE FROM COUNTY CLERK	.00	950.00
150300	DUE FROM DISTRICT CLERK	.00	550.00
150400	DUE FROM JP PRECINCT 1 FUND	.00	10,200.00
150500	DUE FROM JP PRECINCT 2 FUND	.00	10,300.00
150600	DUE FROM JP PRECINCT 3 FUND	.00	15,140.00
150700	DUE FROM JP PRECINCT 4 FUND	.00	10,000.00
151000	DUE FROM TAX AGENCY	.00	8,750.00
154000	DUE FROM INSURANCE CLEARING	.00	15,000.00
154600	DUE FROM SHERIFF AGENCY	.00	8,000.00
158100	DUE FROM LAW LIBRARY	.00	50.00
162100	PREPAID INSURANCE	.00	61,665.06
162600	PREPAID EXPENSES/CONTRACTS	-44,432.31	.00
	TOTAL ASSETS	-4,775,923.30	210,661,962.04
LIABILITIES			
200000	FICA TAXES PAYABLE	-289,379.67	-288,551.10
200100	MEDICARE	-67,559.08	-67,557.73
200200	WITHHOLDING PAYABLE	-206,414.36	-206,414.35
200300	RETIREMENT PAYABLE	-457,665.68	-458,121.59
200400	HEALTH INSURANCE PAYABLE	-404,938.55	-404,953.47
200500	UNEMPLOYMENT PAYABLE	-4,641.18	-4,713.50
200700	WORKERS COMP PAYABLE	-74,450.30	-74,450.30
200900	PAYABLE TO UNITED WAY	-1,229.92	-1,229.92
201000	DEFERRED COMP PAYABLE	-16,373.84	-16,373.84
201100	PARKING WITHHELD	-2,749.50	-2,734.50
201200	DENTAL INSURANCE PAYABLE	-24,429.26	-24,439.27
201401	SUPPLEMENTAL LIFE & AD&D	-17,192.79	-17,220.97
201600	CHILD SUPPORT PAYABLE	-10,593.42	-10,493.42
201700	GARNISHMENTS PAYABLE	-466.15	-466.15
201800	CHILD SUPPORT PAYABLE	.00	-121.47

CONSOLIDATED BALANCE SHEET FOR 2022 7

OBJ	OBJ DESCRIPTION	NET CHANGE FOR PERIOD	ACCOUNT BALANCE
LIABILITIES			
202500	FSA-MEDICAL PAYABLE	-49,095.43	-49,381.96
202600	FSA-CHILD CARE PAYABLE	-769.20	-769.20
202900	VISION PAYABLE	-4,440.71	-4,460.22
204100	LEOSE-CONSTABLE 1	.00	-7,817.37
204200	LEOSE-CONSTABLE 2	.00	-3,974.45
204300	LEOSE-CONSTABLE 3	.00	-3,451.52
204400	LEOSE-CONSTABLE 4	.00	-8,308.66
210000	ACCOUNTS PAYABLE	-1,749,663.96	-1,733,606.26
210100	ACCOUNTS PAYABLE PENDING	1,799.20	-1,599,101.30
220110	JP PREC 1 DUE TO OTHERS	1,487.90	-21,396.58
220210	JP PREC 2 DUE TO OTHERS	2,969.34	-80,388.82
220300	JP PREC 3 DUE TO OTHERS	-2,484.40	-48,092.39
220430	JP PREC 4 DUE TO OTHERS	1,711.00	-101,745.81
221110	DUE TO COLLECTION AGENCY	-112.42	-1,984.49
221200	DUE TO CHILD PASS SAFETY SEAT	-.14	-.24
223100	DUE TO (CVC) COMP TO VICTIMS	294.08	-18.22
223200	DUE TO CJC	17.78	-2.24
223300	DUE TO LEOA	.89	-.11
223400	DUE TO JCPT	12.53	-1.16
223700	DUE TO WARRANT EXEC-STATE	14.41	-17.48
223800	DUE TO ARREST FEE-STATE	-354.89	-938.05
223900	DUE TO LEMI	.44	-.06
224000	DUE TO CRIME STOPPERS	1.77	-.23
224300	DUE TO BREATH ALCOH-BAT	27.00	.01
224900	TRUANT CONDUCT FEE	.00	-100.00
225100	DUE TO FLSI (INDIGENTS)	355.77	-169.97
225200	DUE TO FA (FUGITIVE APPR)	52.73	-12.41
225300	DUE TO CCC (CONS CRT COST)	609.13	-20.00
225400	DUE TO JCD (JUV CR DELIQ)	2.70	-.27
225500	DUE TO TP (TIME PAYMENT)	564.45	-463.80
225600	CMI FEE	1.03	-.27
225700	CMIT FINE	-62.35	-180.24
225800	STF	-6,616.72	-7,231.34
225810	STF 2	21,947.82	.01
226000	SEXUAL ASSAULT	483.45	-80.00
226100	NEW CCC	5,929.68	-3,080.81
226200	EMS TRAUMA FUND	2,996.23	-1,690.04
226300	FAILURE TO APPEAR- FTA-STATE	1,398.53	-509.00
226400	OMNIBASE PROGRAM	815.44	-310.32
226500	BAIL BOND FEE STATE	-1,150.50	.00
226600	DUE TO COMP (BIRTH CERT FEE)	32.40	.00
226700	DUE TO COMP (MARRIAGE LICENSE)	8,195.00	.00
226800	DUE TO COMP (JSAL FUND)	321.80	-22.73
226900	DIST CLERK JUDICIAL FEE	1,192.93	-979.08
227000	JURY REIMBURSEMENT FEE	349.50	-228.45
227100	JUDICIAL SUPPORT PMT-CIVIL	1,346.53	-846.63
227200	JUDICIAL SUPPORT PMT-CRIMINAL	536.00	-347.73
227300	E-FILING FEE-CRIMINAL	56.66	-12.07

CONSOLIDATED BALANCE SHEET FOR 2022 7

OBJ	OBJ DESCRIPTION	NET CHANGE FOR PERIOD	ACCOUNT BALANCE
LIABILITIES			
227400	E-FILING FEE-CIVIL	1,125.20	-516.97
227500	UNCLAIMED FUNDS-ESCHEAT	.00	-345,448.26
227700	UNCLAIMED FUNDS	.00	-73,712.34
227800	BAIL BOND BOARD	-500.00	-14,722.95
228000	INMATE BENEFITS-REFUSED CKS	.00	-395.58
228100	DUE TO DRUG COURT FEE	35.72	-255.16
228110	INDIGENT DEFENSE FEE	170.84	-110.06
228200	DNA TESTING FEE	135.71	-3.45
228400	CIVIL JUSTICE FEE	2.50	-1.26
228500	JUD/CRT PERSONNEL TRAINING FEE	185.60	-31.11
228600	7TH COA JUDICIAL SUPPORT FEE	-1,519.46	-7,194.77
228700	DNA TESTING (CS) FEE	-2.13	-2.13
228900	TX HOME VISITING FEE	105.00	.00
229000	TRUANCY PREVENTION & DIVERSION	140.16	-92.46
229200	CSCD COURT COST	81.17	-50.31
229300	CSCD FINES	254.52	-39.00
229400	CSCD-DPS FEES	1,239.88	-3,570.69
229500	DUE TO CCC LOCAL	-3,368.72	-3,368.72
229503	Due To CCC Local MISD	-5,824.10	-4,076.51
229523	Due To CCC Local Felony	-3,886.98	-3,181.11
229533	Due To CCC Local MISD	-191.77	-115.61
229600	DUE TO CCC STATE	46,117.43	-25,458.14
229700	Local CCC - Civil	-22,785.00	.00
229750	Local CCC Civil - Subsequent F	-720.00	.00
229800	State CCC - Civil	35,874.50	-16,015.00
229850	State CCC Civil - Subsequent F	45.00	.00
229900	FAMILY VIOLENCE FINE	-483.00	-2,589.66
241100	DUE TO GENERAL FUND	.00	-50.00
241101	DUE TO GENERAL	.00	-647.00
241110	ADVANCE FROM GENERAL FUND	.00	-50.00
260100	OTHER LIABILITIES	.00	-100.00
260510	EXTRADITION BONDS	-1,422.00	-138,966.87
271400	NET DELINQUENCY TAX RECV	.00	-892,078.64
271520	PAVING ESCROW	.00	-29,650.91
271600	SUB DIVISION PAVING ESCRO	.00	-75,340.48
279900	FINES, FEES, COURT COST PAY	.00	-625,212.59
280300	UNDISTRIBUTED INTEREST	.00	203,342.40
	TOTAL LIABILITIES	-3,292,500.23	-7,319,288.88
FUND BALANCE			
360000	UNRESERVED UNDESIGNATED	.00	-141,154,890.00
360001	EXPENDITURES	15,836,719.36	108,024,695.58
360002	REVENUES	-7,768,295.83	-169,337,478.74
360100	RESERVE-INS DEDUCTIBLE	.00	-875,000.00
360202	ENCUMBRANCES	2,201,101.95	33,022,803.93
360203	FB CURRENT ENCUMBRANCES	-2,201,101.95	-33,022,803.93

CONSOLIDATED BALANCE SHEET FOR 2022 7

OBJ	OBJ DESCRIPTION	NET CHANGE FOR PERIOD	ACCOUNT BALANCE
FUND BALANCE			
360300	BUDGET FUND BAL UNRESERVED	291,000.00	-1,020,170.80
360301	APPROPRIATIONS	-295,000.00	-271,112,823.20
360302	BUDGETED REVENUES	4,000.00	272,132,994.00
	TOTAL FUND BALANCE	8,068,423.53	-203,342,673.16
	TOTAL LIABILITIES + FUND BALANCE	4,775,923.30	-210,661,962.04

** END OF REPORT - Generated by Scott, Rhonda **

Lubbock County, Texas
City Bank - Bank Balance Report
April 2022

Account Name	Beginning Balance	Increase/ (Decrease)	Ending Balance
A INSURANCE CLEARING	\$10,556.79	\$1,203.43	\$11,760.22
A JURY	\$16,964.00	\$8,036.00	\$25,000.00
A LC FSA Account	\$38,706.20	\$2,015.82	\$40,722.02
A PAYROLL	\$13,231.17	(\$5,531.00)	\$7,700.17
A POOLED CASH	\$2,809,206.51	\$997,188.97	\$3,806,395.48
A TREASURER FED TAX	\$5,000.00	\$0.00	\$5,000.00
A WORKERS COMP	\$22,876.36	(\$7,024.53)	\$15,851.83
BAIL BOND	\$688,620.36	(\$34,663.89)	\$653,956.47
BB SPECIAL ACCOUNT	\$22,980.00	(\$10,650.00)	\$12,330.00
CASH BOND	\$289,649.30	\$23,950.70	\$313,600.00
CC CREDIT CARD ACCOUNT	\$0.00	\$0.00	\$0.00
CC E FILE ACCOUNT	\$0.00	\$0.00	\$0.00
CC GENERAL	\$142,760.40	(\$62,640.24)	\$80,120.16
CC REGISTRY FUND	\$2,204,225.03	\$2,138,075.50	\$4,342,300.53
CDA BUSINESS CRIMES	\$93,868.09	\$525.17	\$94,393.26
CDA COMPROLLER	\$8,636.13	(\$1,695.65)	\$6,940.48
CDA DPS FORFEITURE	\$11,545.35	\$3.32	\$11,548.67
CDA FORFEITED	\$100,677.47	\$4,546.80	\$105,224.27
CDA JAG14	\$0.00	\$0.00	\$0.00
CDA JAG15	\$0.00	\$0.00	\$0.00
CDA JAG19	\$66,008.12	(\$3,448.02)	\$62,560.10
CDA JAG20	\$88,596.88	\$25.46	\$88,622.34
CDA RESTITUTION	\$28,384.59	(\$3,510.73)	\$24,873.86
CDA SEIZURE	\$594,275.67	\$0.00	\$594,275.67
CDA TRUST FUND	\$168,220.82	(\$3,874.22)	\$164,346.60
CRTC COMMISSARY	\$2,411.03	(\$505.76)	\$1,905.27
CRTC REVENUE FUND	\$14,944.13	(\$13,124.78)	\$1,819.35
CRTC TRUST FUND	\$55,259.63	(\$20,401.46)	\$34,858.17
CSCD CREDIT CARD	\$202,641.65	\$87,271.06	\$289,912.71
CSCD Health	\$10.00	\$0.00	\$10.00
CSCD OPERATING	\$87,498.51	\$1,437.22	\$88,935.73
DC CREDIT CARD ACCT	\$0.00	\$0.00	\$0.00
DC CREDIT CARD ACCT-Sara Smith	\$0.00	\$0.00	\$0.00
DC CUSTODIAL	\$1,591,822.62	(\$20,539.26)	\$1,571,283.36
DC CUSTODIAL-Sara Smith	\$1,694,310.56	\$103,781.81	\$1,798,092.37
DC E FILE ACCOUNT	\$0.00	\$0.00	\$0.00
DC E FILE ACCOUNT-Sara Smith	\$0.00	\$0.00	\$0.00
DC GENERAL	\$341,846.05	(\$250.18)	\$341,595.87
DC GENERAL-Sara Smith	\$39,002.31	\$22,054.62	\$61,056.93
DIST CT ONLINE ACCESS	\$0.00	\$0.00	\$0.00
DIST CT PRE-TRIAL CCARD	\$0.00	\$0.00	\$0.00
DRC CHECKING	\$11,651.50	\$1,856.58	\$13,508.08
HOST COURT	\$4,083.75	(\$300.00)	\$3,783.75
JP 1	\$8,982.10	\$1,887.90	\$10,870.00
JP 1 CREDIT CARD	\$19,452.00	(\$8,225.00)	\$11,227.00
JP 1 E File Account	\$432.00	\$125.00	\$557.00
JP 2	\$24,067.47	(\$20,516.17)	\$3,551.30
JP 2 CREDIT CARD	\$9,107.25	\$627.26	\$9,734.51
JP 2 E File Account	\$820.00	(\$230.00)	\$590.00
JP 3	\$15,212.79	(\$4,737.00)	\$10,475.79
JP 3 CREDIT CARD	\$17,191.00	\$40.10	\$17,231.10
JP 3 E File Account	\$206.00	\$1,015.00	\$1,221.00
JP 4	\$9,596.00	\$850.00	\$10,446.00
JP 4 CREDIT CARD	\$16,093.00	(\$2,206.00)	\$13,887.00
JP 4 E File Account	\$0.00	\$0.00	\$0.00
JPO FEE ACCOUNT	\$293.00	\$435.00	\$728.00
JUVENILE PROBATION CCARD	\$0.00	\$0.00	\$0.00
LC VENUE PROJECT FUND	\$6,077,728.30	\$308,319.38	\$6,386,047.68
MEDICAL EXAMINER	\$5,700.10	\$2,100.00	\$7,800.10
PARKS PCT. 1 REVENUE ACCOUNT	\$0.00	\$0.00	\$0.00
PARKS PCT. 2 REVENUE ACCOUNT	\$0.00	\$0.00	\$0.00
PUBLIC WORKS CREDIT CARD	\$0.00	\$0.00	\$0.00
RK TAC	\$217.03	\$654.91	\$871.94
RK TAC BEER AND LIQU	\$12,761.00	\$5,400.50	\$18,161.50
RK TAC CERT OF TITLE	\$108,583.73	\$37,437.19	\$146,020.92
RK TAC CHARGE CARD	\$48,808.60	\$44,773.65	\$93,582.25
RK TAC CHECK CLEARIN	\$413,017.65	(\$131,337.92)	\$281,679.73
RK TAC DPS DL RENEWAL	\$370.00	\$370.00	\$740.00
RK TAC EFT ACCOUNT	\$249,968.53	\$3,699.03	\$253,667.56
RK TAC MOTOR VEHICLE	\$2,216,285.44	(\$84,513.17)	\$2,131,772.27
RK TAC OMNIBUS	\$4,664,060.80	\$141,766.40	\$4,805,827.20
SHERIFF'S RECOVERED FUNDS	\$10,000.00	\$0.00	\$10,000.00
SO FORFEITED	\$339,602.66	\$1,242.54	\$340,845.20
SO INMATE	\$343,511.62	(\$114,911.68)	\$228,599.94
SO SEIZED FUNDS	\$224,417.83	(\$15,846.50)	\$208,571.33
SO SHERIFF	\$21,341.40	\$6,175.60	\$27,517.00
SPATTF FEDERAL ACCT	\$2,014.97	\$0.58	\$2,015.55
SPATTF PROGRAM INCOM	\$58,708.97	\$6,143.55	\$64,852.52
	\$26,389,022.22	\$3,384,352.89	\$29,773,375.11

Revenue Summaries Report

For Fiscal: 2021-2022 Period Ending 04/30/22

Account Summary

REVENUE SUMMARIES REPORT
ACCOUNT SUMMARY APRIL 2022

FOR 2022 07

	ORIGINAL ESTIM REV	REVISED EST REV	ACTUAL YTD REVENUE	ACTUAL MTD REVENUE	REMAINING REVENUE	PCT COLL
011 GENERAL FUND						
40 Tax Collections						
011 400100 CURRENT AD VALOREM TAXE	75,091,294.00	75,091,294.00	73,124,235.29	533,002.19	1,967,058.71	97.4
011 400400 PEN & INT - CURRENT LEV	307,874.00	307,874.00	202,691.64	51,949.60	105,182.36	65.8
011 400500 DELIQ TAXES - PRIOR YEA	458,057.00	458,057.00	323,186.55	54,439.92	134,870.45	70.6
011 400600 PEN & INT - PRIOR YEARS	232,783.00	232,783.00	164,808.74	22,159.64	67,974.26	70.8
011 401000 COUNTY SALES & USE TAX	30,854,754.00	30,854,754.00	13,625,926.14	2,391,694.80	17,228,827.86	44.2
TOTAL Tax Collections	106,944,762.00	106,944,762.00	87,440,848.36	3,053,246.15	19,503,913.64	81.8%
41 Licenses/Permits						
011 410100 COUNTY CLERK	59,426.00	59,426.00	34,686.70	6,280.50	24,739.30	58.4
011 410200 BEER & LIQUOR PERMITS	132,666.00	132,666.00	65,410.00	.00	67,256.00	49.3
TOTAL Licenses/Permits	192,092.00	192,092.00	100,096.70	6,280.50	91,995.30	52.1%
42 Intergovernmental						
011 420100 GRANT REVENUE	.00	.00	25,000.00	.00	-25,000.00	100.0
011 420168 EMERGENCY RENTAL ASSIST	.00	1,000,602.00	999,801.31	.00	800.69	99.9
011 420210 STATE MIXED DRINK TAX	1,211,776.00	1,211,776.00	743,422.09	150,885.05	468,353.91	61.3
011 420320 EMERGENCY MGT GRANT	29,208.00	29,208.00	15,331.68	.00	13,876.32	52.5
011 420500 BINGO TAX PROCEEDS	275,000.00	275,000.00	115,684.49	60,435.56	159,315.51	42.1
011 420900 STATE - COUNTY COURTS	289,466.00	289,466.00	141,100.00	.00	148,366.00	48.7
011 421210 STRADUS A/G CHILD SUPPO	1,400.00	1,400.00	398.84	239.04	1,001.16	28.5
011 422020 INTER LOCAL AGREEMENT-C	367,000.00	367,000.00	291,132.67	.00	75,867.33	79.3
011 424800 GRANT ADMINISTRATION RE	2,500.00	2,500.00	205.32	.00	2,294.68	8.2
011 425000 INDIGENT DEFENSE GRANT	286,519.00	286,519.00	127,528.00	.00	158,991.00	44.5
TOTAL Intergovernmental	2,462,869.00	3,463,471.00	2,459,604.40	211,559.65	1,003,866.60	71.0%
43 Fees						
011 430200 COUNTY JUDGE	7,998.00	7,998.00	4,844.00	748.00	3,154.00	60.6

REVENUE SUMMARIES REPORT
ACCOUNT SUMMARY APRIL 2022

FOR 2022 07

	ORIGINAL ESTIM REV	REVISED EST REV	ACTUAL YTD REVENUE	ACTUAL MTD REVENUE	REMAINING REVENUE	PCT COLL
011 430300 COUNTY CLERK	1,612,576.00	1,612,576.00	954,071.76	165,564.90	658,504.24	59.2
011 430520 J.E.P.J. FEES	5,031.00	5,031.00	1,285.00	.00	3,746.00	25.5
011 430600 VRED - TAPE	321.00	321.00	41.05	.00	279.95	12.8
011 430700 TRAFFIC	8,670.00	8,670.00	3,356.73	435.09	5,313.27	38.7
011 430800 CHILD SAFETY - CS	1,258.00	1,258.00	457.55	277.17	800.45	36.4
011 431000 TAX ASSESSOR/COLLECTOR	38,589.00	38,589.00	20,724.00	3,834.00	17,865.00	53.7
011 431100 TAX OFFICE DPS DL RENEW	.00	.00	1,780.00	.00	-1,780.00	100.0
011 431300 AG FILING FEE	1,258.00	1,258.00	.00	.00	1,258.00	.0
011 431500 INDIGENT DEFENSE FEE	646.00	646.00	61.41	.00	584.59	9.5
011 431600 JURY FEE COUNTY	800.00	800.00	554.32	.00	245.68	69.3
011 432200 PASSPORT FEE - DIST CLE	21,271.00	21,271.00	.00	.00	21,271.00	.0
011 432300 DISTRICT CLERK FEES	398,271.00	398,271.00	176,394.89	25,264.89	221,876.11	44.3
011 432500 PROSECUTOR'S FEES	4,600.00	4,600.00	4,285.06	.00	314.94	93.2
011 433100 JP PRECINCT 1	42,450.00	42,450.00	24,278.59	3,529.99	18,171.41	57.2
011 433200 JP PRECINCT 2	41,000.00	41,000.00	26,712.74	4,311.54	14,287.26	65.2
011 433300 JP PRECINCT 3	51,063.00	51,063.00	35,861.41	6,387.80	15,201.59	70.2
011 433400 JP PRECINCT 4	26,439.00	26,439.00	17,146.27	2,689.87	9,292.73	64.9
011 434000 DISTRICT ATTORNEY	2,678.00	2,678.00	315.40	84.24	2,362.60	11.8
011 434500 MEDICAL EXAMINER	200.00	200.00	.00	.00	200.00	.0
011 434600 SHERIFF	515,118.00	515,118.00	172,294.66	32,249.27	342,823.34	33.4
011 434800 CONSTABLES	365,283.00	365,283.00	305,310.79	41,225.00	59,972.21	83.6
011 435000 DEFENSIVE DRIVING FEE	6,796.00	6,796.00	2,550.39	329.12	4,245.61	37.5
011 435100 SS FEE-INMATE	27,359.00	27,359.00	1,400.00	1,200.00	25,959.00	5.1
011 435200 ISSUED WARRANT EXECUTIO	48,104.00	48,104.00	17,601.26	2,962.13	30,502.74	36.6
011 435300 ARREST FEES - COUNTY	4,790.00	4,790.00	3,336.07	491.79	1,453.93	69.6
011 435410 FAMILY PROTECTION FEE	6,507.00	6,507.00	1,470.00	.00	5,037.00	22.6
011 435600 COURT INITIATED GUARDIA	.00	.00	12,899.99	2,370.00	-12,899.99	100.0
011 436100 CMI FINE COMMISSION	.00	.00	.14	.00	-.14	100.0
011 436200 BAT COMMISSIONS	.00	.00	3.46	.00	-3.46	100.0
011 437400 VITAL STATISTICS PRESER	4,623.00	4,623.00	2,967.00	592.00	1,656.00	64.2
TOTAL Fees	3,243,699.00	3,243,699.00	1,792,003.94	294,546.80	1,451,695.06	55.2%

44 Commissions

011 440100 MOTOR VEHICLE SALES TAX	3,206,821.00	3,206,821.00	.00	.00	3,206,821.00	.0
011 440200 CERTIFICATE OF TITLE CO	431,263.00	431,263.00	162,080.00	.00	269,183.00	37.6
011 440300 MOTOR VEHICLE COMMISSIO	617,613.00	617,613.00	387,518.10	62,877.10	230,094.90	62.7
011 440500 (CVC) COMP TO VICTIMS O	133.00	133.00	55.34	.00	77.66	41.6
011 440600 LEOA COMMISSION	.00	.00	.35	.00	-.35	100.0
011 440800 BEER & LIQUOR COMMISSIO	1,185.00	1,185.00	230.00	.00	955.00	19.4
011 441100 CJC COMMISSION	10.00	10.00	6.53	.00	3.47	65.3

REVENUE SUMMARIES REPORT
ACCOUNT SUMMARY APRIL 2022

FOR 2022 07

	ORIGINAL ESTIM REV	REVISED EST REV	ACTUAL YTD REVENUE	ACTUAL MTD REVENUE	REMAINING REVENUE	PCT COLL
011 441200 JCPT COMMISSION	5.00	5.00	2.42	.00	2.58	48.4
011 441400 JPD COMM	75.00	75.00	145.58	.00	-70.58	194.1
011 441600 ARREST FEES - COMM	11,109.00	11,109.00	4,117.23	.00	6,991.77	37.1
011 441700 LEMI COMMISSION	.00	.00	.14	.00	-.14	100.0
011 441800 CRIMESTOPPERS-COMM	.00	.00	.54	.00	-.54	100.0
011 442200 DNA TESTING FEE	.00	.00	41.46	.00	-41.46	100.0
011 442400 SEPTIC INSPECTION	110,019.00	110,019.00	74,630.00	13,270.00	35,389.00	67.8
011 442500 FLSI COMM	4,310.00	4,310.00	1,045.68	.00	3,264.32	24.3
011 442600 FA COMM	38.00	38.00	13.84	.00	24.16	36.4
011 442700 CCC COMM	150.00	150.00	109.97	.00	40.03	73.3
011 442800 JCD COMM	.00	.00	.47	.00	-.47	100.0
011 442900 TP COMM (40%)	4,180.00	4,180.00	899.03	.00	3,280.97	21.5
011 443000 JE COMM (10%)	7,077.00	7,077.00	1,348.54	.00	5,728.46	19.1
011 443500 NEW CCC COMM	14,242.00	14,242.00	2,160.33	.00	12,081.67	15.2
011 443600 EMS TRAUMA FUND COMM	2,000.00	2,000.00	959.98	.00	1,040.02	48.0
011 444000 STF COMM	2,800.00	2,800.00	64.57	.00	2,735.43	2.3
011 444100 STF_COMM	4,200.00	4,200.00	1,739.81	.00	2,460.19	41.4
011 444200 DNA (CS)	200.00	200.00	17.13	.00	182.87	8.6
011 444300 CIVIL DATA JUSTICE FEE	5.00	5.00	.88	.00	4.12	17.6
011 444500 BAIL BOND FEE COMM	5,226.00	5,226.00	3,084.00	.00	2,142.00	59.0
011 444600 COMM DC JUDICIAL FUND	4,288.00	4,288.00	190.16	.00	4,097.84	4.4
011 444700 JURY REIMBURSEMENT FEE	2,944.00	2,944.00	126.00	.00	2,818.00	4.3
011 445000 TIME PAYMENT - COUNTY	14,000.00	14,000.00	7,529.63	1,082.05	6,470.37	53.8
011 445400 CCC STATE COMM	22,000.00	22,000.00	15,357.42	.00	6,642.58	69.8
TOTAL Commissions	4,465,893.00	4,465,893.00	663,475.13	77,229.15	3,802,417.87	14.9%
45 Charges for Services						
011 450200 JURY FEES	18,911.00	18,911.00	17,618.46	2,965.31	1,292.54	93.2
011 450400 BOARD BILLS - INMATE	2,024,990.00	2,024,990.00	719,625.00	173,025.00	1,305,365.00	35.5
011 452100 COURT REPORTER FEES	75,106.00	75,106.00	53,042.69	7,502.23	22,063.31	70.6
011 455200 IV-E LEGAL SERVICES	.00	.00	23,040.67	.00	-23,040.67	100.0
TOTAL Charges for Services	2,119,007.00	2,119,007.00	813,326.82	183,492.54	1,305,680.18	38.4%
46 Fines/Forfeitures						
011 460100 JP PRECINCT 1	185,337.00	185,337.00	80,123.35	11,097.82	105,213.65	43.2
011 460200 JP PRECINCT 2	62,643.00	62,643.00	29,585.58	9,287.49	33,057.42	47.2

REVENUE SUMMARIES REPORT
ACCOUNT SUMMARY APRIL 2022

FOR 2022 07

	ORIGINAL ESTIM REV	REVISED EST REV	ACTUAL YTD REVENUE	ACTUAL MTD REVENUE	REMAINING REVENUE	PCT COLL
011 460300 JP PRECINCT 3	63,845.00	63,845.00	33,900.68	2,683.59	29,944.32	53.1
011 460400 JP PRECINCT 4	161,939.00	161,939.00	64,985.28	10,652.54	96,953.72	40.1
011 460800 COUNTY COURT AT LAW 1	6,302.00	6,302.00	1,891.35	1,225.25	4,410.65	30.0
011 460900 COUNTY COURT AT LAW 2	8,771.00	8,771.00	1,010.70	89.64	7,760.30	11.5
011 461100 DISTRICT CLERK FINES	9,817.00	9,817.00	6,308.80	902.19	3,508.20	64.3
011 461210 FORFEITURES	161,504.00	161,504.00	31,500.21	9,567.50	130,003.79	19.5
TOTAL Fines/Forfeitures	660,158.00	660,158.00	249,305.95	45,506.02	410,852.05	37.8%
47 Interest						
011 470000 INTEREST INCOME	100,000.00	100,000.00	161,187.46	25,255.61	-61,187.46	161.2
TOTAL Interest	100,000.00	100,000.00	161,187.46	25,255.61	-61,187.46	161.2%
48 Other Revenue						
011 480200 RENTALS-BUILDINGS	391,000.00	391,000.00	257,014.53	26,093.33	133,985.47	65.7
011 480300 PARKING LOTS	62,130.00	62,130.00	32,019.00	4,228.50	30,111.00	51.5
011 480510 DISPOSAL OF PROPERTY	50,000.00	50,000.00	1,665.12	100.00	48,334.88	3.3
011 480600 INSURANCE REIMBURSEMENT	50,000.00	50,000.00	.00	.00	50,000.00	.0
011 480700 JURY REIMBURSEMENTS FRO	55,726.00	55,726.00	20,366.00	.00	35,360.00	36.5
011 481100 REIMBURSEMENTS-TELETYPE	1,000.00	1,000.00	510.00	68.00	490.00	51.0
011 481300 REFUND - ATTORNEY FEES	50,000.00	50,000.00	16,852.74	2,553.44	33,147.26	33.7
011 481500 OTHER REFUNDS/REIMBURSE	50,000.00	50,000.00	.00	.00	50,000.00	.0
011 481710 PAY PHONE COMMISSION	873,875.00	873,875.00	415,607.58	76,932.25	458,267.42	47.6
011 482600 ELECTION REVENUES	100.00	100.00	69.00	1.00	31.00	69.0
011 483000 INTEREST-LCAD	19,216.00	19,216.00	13,944.90	.00	5,271.10	72.6
011 484200 REIMB-INMATE TRANSPORTA	40,992.00	40,992.00	9,922.75	.00	31,069.25	24.2
011 485000 GAIN/LOSS SALE OF INVES	.00	.00	-513,765.01	.00	513,765.01	100.0
011 489900 OTHER REVENUE	500,000.00	500,000.00	84,500.74	14,832.09	418,143.85	16.4
TOTAL Other Revenue	2,144,039.00	2,144,039.00	338,707.35	124,808.61	1,807,976.24	15.8%
73 Draws						
011 736100 DRAW FROM RESERVES	1,354,184.00	1,354,184.00	.00	.00	1,354,184.00	.0
011 736200 DRAW FROM COMMITTED FB	2,384,027.00	2,384,027.00	.00	.00	2,384,027.00	.0

REVENUE SUMMARIES REPORT
ACCOUNT SUMMARY APRIL 2022

FOR 2022 07

	ORIGINAL ESTIM REV	REVISED EST REV	ACTUAL YTD REVENUE	ACTUAL MTD REVENUE	REMAINING REVENUE	PCT COLL
TOTAL Draws	3,738,211.00	3,738,211.00	.00	.00	3,738,211.00	.0%
TOTAL GENERAL FUND	126,070,730.00	127,071,332.00	94,018,556.11	4,021,925.03	33,055,420.48	74.0%
TOTAL REVENUES	126,070,730.00	127,071,332.00	94,018,556.11	4,021,925.03	33,055,420.48	
020 CONSOLIDATED ROAD AND BRIDGE						
42 Intergovernmental						
020 420100 GRANT REVENUE	20,000.00	20,000.00	.00	.00	20,000.00	.0
020 420408 STATE-LATERAL ROADS	52,500.00	52,500.00	52,130.64	.00	369.36	99.3
020 420700 AUTOMOBILE REGISTRATION	360,000.00	360,000.00	360,000.00	.00	.00	100.0
TOTAL Intergovernmental	432,500.00	432,500.00	412,130.64	.00	20,369.36	95.3%
45 Charges for Services						
020 451800 SUBDIVISION PLAT FEE	10,000.00	10,000.00	6,500.00	2,500.00	3,500.00	65.0
020 452000 VEHICLE REG.- SPECIAL F	2,600,000.00	2,600,000.00	1,401,760.00	219,170.00	1,198,240.00	53.9
020 452200 GROSS WEIGHT FEE	140,000.00	140,000.00	.00	.00	140,000.00	.0
TOTAL Charges for Services	2,750,000.00	2,750,000.00	1,408,260.00	221,670.00	1,341,740.00	51.2%
47 Interest						
020 470000 INTEREST INCOME	20,000.00	20,000.00	3,987.10	1,522.47	16,012.90	19.9
TOTAL Interest	20,000.00	20,000.00	3,987.10	1,522.47	16,012.90	19.9%
48 Other Revenue						
020 480510 DISPOSAL OF PROPERTY	362,500.00	362,500.00	115,000.00	.00	247,500.00	31.7
020 489900 OTHER REVENUE	10,000.00	10,000.00	5,832.40	277.00	4,167.60	58.3
TOTAL Other Revenue	372,500.00	372,500.00	120,832.40	277.00	251,667.60	32.4%

REVENUE SUMMARIES REPORT
ACCOUNT SUMMARY APRIL 2022

FOR 2022 07

	ORIGINAL ESTIM REV	REVISED EST REV	ACTUAL YTD REVENUE	ACTUAL MTD REVENUE	REMAINING REVENUE	PCT COLL
73 Draws						
020 736100 DRAW FROM RESERVES	937,597.00	937,597.00	.00	.00	937,597.00	.0
TOTAL Draws	937,597.00	937,597.00	.00	.00	937,597.00	.0%
80 Transfers						
020 801100 XFER FROM GENERAL FUND	5,327,821.00	5,327,821.00	5,327,821.00	.00	.00	100.0
020 803100 XFER FROM PREC. NO.1 PA	58,484.00	92,484.00	92,484.00	.00	.00	100.0
020 803300 XFER FROM PCT 3 PARK	58,484.00	58,484.00	58,484.00	.00	.00	100.0
020 803400 XFER FROM PCT 4 PARK	58,484.00	58,484.00	58,484.00	.00	.00	100.0
TOTAL Transfers	5,503,273.00	5,537,273.00	5,537,273.00	.00	.00	100.0%
TOTAL CONSOLIDATED ROAD AND BR	10,015,870.00	10,049,870.00	7,482,483.14	223,469.47	2,567,386.86	74.5%
TOTAL REVENUES	10,015,870.00	10,049,870.00	7,482,483.14	223,469.47	2,567,386.86	
031 PRECINCT 1 PARK						
40 Tax Collections						
031 400100 CURRENT AD VALOREM TAXE	118,196.00	118,196.00	115,100.28	838.97	3,095.72	97.4
031 400400 PEN & INT - CURRENT LEV	485.00	485.00	319.06	81.77	165.94	65.8
031 400500 DELIQ TAXES - PRIOR YEA	721.00	721.00	558.47	94.08	162.53	77.5
031 400600 PEN & INT - PRIOR YEARS	366.00	366.00	284.77	38.28	81.23	77.8
TOTAL Tax Collections	119,768.00	119,768.00	116,262.58	1,053.10	3,505.42	97.1%
47 Interest						
031 470000 INTEREST INCOME	8,000.00	8,000.00	1,770.99	205.79	6,229.01	22.1
TOTAL Interest	8,000.00	8,000.00	1,770.99	205.79	6,229.01	22.1%
48 Other Revenue						
031 481600 CONTRIBUTIONS	8,000.00	8,000.00	8,900.00	1,200.00	-900.00	111.3

REVENUE SUMMARIES REPORT
ACCOUNT SUMMARY APRIL 2022

FOR 2022 07

	ORIGINAL ESTIM REV	REVISED EST REV	ACTUAL YTD REVENUE	ACTUAL MTD REVENUE	REMAINING REVENUE	PCT COLL
TOTAL Other Revenue	8,000.00	8,000.00	8,900.00	1,200.00	-900.00	111.3%
73 Draws						
031 736100 DRAW FROM RESERVES	48,398.00	48,398.00	.00	.00	48,398.00	.0
TOTAL Draws	48,398.00	48,398.00	.00	.00	48,398.00	.0%
TOTAL PRECINCT 1 PARK	184,166.00	184,166.00	126,933.57	2,458.89	57,232.43	68.9%
TOTAL REVENUES	184,166.00	184,166.00	126,933.57	2,458.89	57,232.43	
032 SLATON/ROOSEVELT PARK						
40 Tax collections						
032 400100 CURRENT AD VALOREM TAXE	118,196.00	118,196.00	115,100.28	838.97	3,095.72	97.4
032 400400 PEN & INT - CURRENT LEV	485.00	485.00	319.06	81.77	165.94	65.8
032 400500 DELIQ TAXES - PRIOR YEA	721.00	721.00	558.47	94.08	162.53	77.5
032 400600 PEN & INT - PRIOR YEARS	366.00	366.00	284.77	38.28	81.23	77.8
TOTAL Tax Collections	119,768.00	119,768.00	116,262.58	1,053.10	3,505.42	97.1%
47 Interest						
032 470000 INTEREST INCOME	1,000.00	1,000.00	306.57	51.38	693.43	30.7
TOTAL Interest	1,000.00	1,000.00	306.57	51.38	693.43	30.7%
48 Other Revenue						
032 481600 CONTRIBUTIONS	8,000.00	8,000.00	5,050.00	450.00	2,950.00	63.1
TOTAL Other Revenue	8,000.00	8,000.00	5,050.00	450.00	2,950.00	63.1%
73 Draws						
032 736100 DRAW FROM RESERVES	181,156.00	68,156.00	.00	.00	68,156.00	.0

REVENUE SUMMARIES REPORT
ACCOUNT SUMMARY APRIL 2022

FOR 2022 07

	ORIGINAL ESTIM REV	REVISED EST REV	ACTUAL YTD REVENUE	ACTUAL MTD REVENUE	REMAINING REVENUE	PCT COLL
TOTAL Draws	181,156.00	68,156.00	.00	.00	68,156.00	.0%
TOTAL SLATON/ROOSEVELT PARK	309,924.00	196,924.00	121,619.15	1,554.48	75,304.85	61.8%
TOTAL REVENUES	309,924.00	196,924.00	121,619.15	1,554.48	75,304.85	
033 IDALOU/NEW DEAL PARK						
40 Tax Collections						
033 400100 CURRENT AD VALOREM TAXE	118,196.00	118,196.00	115,100.28	838.97	3,095.72	97.4
033 400400 PEN & INT - CURRENT LEV	485.00	485.00	319.06	81.77	165.94	65.8
033 400500 DELIQ TAXES - PRIOR YEA	721.00	721.00	558.47	94.08	162.53	77.5
033 400600 PEN & INT - PRIOR YEARS	366.00	366.00	284.77	38.28	81.23	77.8
TOTAL Tax Collections	119,768.00	119,768.00	116,262.58	1,053.10	3,505.42	97.1%
47 Interest						
033 470000 INTEREST INCOME	1,000.00	1,000.00	917.94	111.53	82.06	91.8
TOTAL Interest	1,000.00	1,000.00	917.94	111.53	82.06	91.8%
48 Other Revenue						
033 481600 CONTRIBUTIONS	6,200.00	6,200.00	3,100.00	700.00	3,100.00	50.0
TOTAL Other Revenue	6,200.00	6,200.00	3,100.00	700.00	3,100.00	50.0%
73 Draws						
033 736100 DRAW FROM RESERVES	65,292.00	65,292.00	.00	.00	65,292.00	.0
TOTAL Draws	65,292.00	65,292.00	.00	.00	65,292.00	.0%
TOTAL IDALOU/NEW DEAL PARK	192,260.00	192,260.00	120,280.52	1,864.63	71,979.48	62.6%
TOTAL REVENUES	192,260.00	192,260.00	120,280.52	1,864.63	71,979.48	

REVENUE SUMMARIES REPORT
ACCOUNT SUMMARY APRIL 2022

FOR 2022 07

	ORIGINAL ESTIM REV	REVISED EST REV	ACTUAL YTD REVENUE	ACTUAL MTD REVENUE	REMAINING REVENUE	PCT COLL
034 SHALLOWATER PARK						
40 Tax Collections						
034 400100 CURRENT AD VALOREM TAXE	118,196.00	118,196.00	115,100.28	838.97	3,095.72	97.4
034 400400 PEN & INT - CURRENT LEV	485.00	485.00	319.06	81.77	165.94	65.8
034 400500 DELIQ TAXES - PRIOR YEA	721.00	721.00	558.47	94.08	162.53	77.5
034 400600 PEN & INT - PRIOR YEARS	366.00	366.00	284.77	38.28	81.23	77.8
TOTAL Tax Collections	119,768.00	119,768.00	116,262.58	1,053.10	3,505.42	97.1%
47 Interest						
034 470000 INTEREST INCOME	1,000.00	1,000.00	957.85	118.60	42.15	95.8
TOTAL Interest	1,000.00	1,000.00	957.85	118.60	42.15	95.8%
48 Other Revenue						
034 481600 CONTRIBUTIONS	2,250.00	2,250.00	3,051.00	450.00	-801.00	135.6
TOTAL Other Revenue	2,250.00	2,250.00	3,051.00	450.00	-801.00	135.6%
73 Draws						
034 736100 DRAW FROM RESERVES	172,708.00	172,708.00	.00	.00	172,708.00	.0
TOTAL Draws	172,708.00	172,708.00	.00	.00	172,708.00	.0%
TOTAL SHALLOWATER PARK	295,726.00	295,726.00	120,271.43	1,621.70	175,454.57	40.7%
TOTAL REVENUES	295,726.00	295,726.00	120,271.43	1,621.70	175,454.57	
041 PERMANENT IMPROVEMENT						
40 Tax Collections						
041 400100 CURRENT AD VALOREM TAXE	2,363,926.00	2,363,926.00	2,302,001.77	16,779.29	61,924.23	97.4

REVENUE SUMMARIES REPORT
ACCOUNT SUMMARY APRIL 2022

FOR 2022 07

	ORIGINAL ESTIM REV	REVISED EST REV	ACTUAL YTD REVENUE	ACTUAL MTD REVENUE	REMAINING REVENUE	PCT COLL
041 400400 PEN & INT - CURRENT LEV	9,692.00	9,692.00	6,380.87	1,635.42	3,311.13	65.8
041 400500 DELIQU TAXES - PRIOR YEA	14,420.00	14,420.00	11,169.72	1,881.50	3,250.28	77.5
041 400600 PEN & INT - PRIOR YEARS	7,328.00	7,328.00	5,695.97	765.86	1,632.03	77.7
TOTAL Tax Collections	2,395,366.00	2,395,366.00	2,325,248.33	21,062.07	70,117.67	97.1%
47 Interest						
041 470000 INTEREST INCOME	35,000.00	35,000.00	12,502.39	2,304.94	22,497.61	35.7
TOTAL Interest	35,000.00	35,000.00	12,502.39	2,304.94	22,497.61	35.7%
48 Other Revenue						
041 483500 CRTCL LEASE	483,732.00	483,732.00	282,177.00	40,311.00	201,555.00	58.3
TOTAL Other Revenue	483,732.00	483,732.00	282,177.00	40,311.00	201,555.00	58.3%
73 Draws						
041 736100 DRAW FROM RESERVES	2,000,000.00	2,000,000.00	.00	.00	2,000,000.00	.0
TOTAL Draws	2,000,000.00	2,000,000.00	.00	.00	2,000,000.00	.0%
80 Transfers						
041 801100 XFER FROM GENERAL FUND	2,384,027.00	2,384,027.00	2,384,027.00	.00	.00	100.0
TOTAL Transfers	2,384,027.00	2,384,027.00	2,384,027.00	.00	.00	100.0%
TOTAL PERMANENT IMPROVEMENT	7,298,125.00	7,298,125.00	5,003,954.72	63,678.01	2,294,170.28	68.6%
TOTAL REVENUES	7,298,125.00	7,298,125.00	5,003,954.72	63,678.01	2,294,170.28	

043 LCETRZ NOI TAX INCREMENT FUND

47 Interest

043 470000 INTEREST INCOME	1,000.00	1,000.00	491.43	73.83	508.57	49.1
----------------------------	----------	----------	--------	-------	--------	------

REVENUE SUMMARIES REPORT
ACCOUNT SUMMARY APRIL 2022

FOR 2022 07

	ORIGINAL ESTIM REV	REVISED EST REV	ACTUAL YTD REVENUE	ACTUAL MTD REVENUE	REMAINING REVENUE	PCT COLL
TOTAL Interest	1,000.00	1,000.00	491.43	73.83	508.57	49.1%
80 Transfers						
043 801100 XFER FROM GENERAL FUND	188,025.00	188,025.00	188,357.46	.00	-332.46	100.2
TOTAL Transfers	188,025.00	188,025.00	188,357.46	.00	-332.46	100.2%
TOTAL LCETRZ NO1 TAX INCREMENT	189,025.00	189,025.00	188,848.89	73.83	176.11	99.9%
TOTAL REVENUES	189,025.00	189,025.00	188,848.89	73.83	176.11	
046 TJJD (P) JJAEP GRANT						
42 Intergovernmental						
046 420390 TJJD-P JJAEP GRANT REVE	80,000.00	80,000.00	34,145.50	4,644.00	45,854.50	42.7
TOTAL Intergovernmental	80,000.00	80,000.00	34,145.50	4,644.00	45,854.50	42.7%
TOTAL TJJD (P) JJAEP GRANT	80,000.00	80,000.00	34,145.50	4,644.00	45,854.50	42.7%
TOTAL REVENUES	80,000.00	80,000.00	34,145.50	4,644.00	45,854.50	
047 TJJD (R) REG DIVERSION GRANT						
42 Intergovernmental						
047 420170 TJJD (R) GRANT REVENUE	15,628.00	15,628.00	12,793.98	.00	2,834.02	81.9
TOTAL Intergovernmental	15,628.00	15,628.00	12,793.98	.00	2,834.02	81.9%
TOTAL TJJD (R) REG DIVERSION G	15,628.00	15,628.00	12,793.98	.00	2,834.02	81.9%
TOTAL REVENUES	15,628.00	15,628.00	12,793.98	.00	2,834.02	
049 TJJD (S) PREV/INTER GRANT						
42 Intergovernmental						

REVENUE SUMMARIES REPORT
ACCOUNT SUMMARY APRIL 2022

FOR 2022 07

	ORIGINAL ESTIM REV	REVISED EST REV	ACTUAL YTD REVENUE	ACTUAL MTD REVENUE	REMAINING REVENUE	PCT COLL
049 424900 TJPC-S GRANT REVENUE	.00	66,000.00	49,500.00	5,500.00	16,500.00	75.0
TOTAL Intergovernmental	.00	66,000.00	49,500.00	5,500.00	16,500.00	75.0%
TOTAL TJJD (S) PREV/INTER GRAN	.00	66,000.00	49,500.00	5,500.00	16,500.00	75.0%
TOTAL REVENUES	.00	66,000.00	49,500.00	5,500.00	16,500.00	
050 JUVENILE STAR PROGRAM						
42 Intergovernmental						
050 424000 STAR PROGRAM-JUVENILE	425,000.00	425,000.00	425,000.00	425,000.00	.00	100.0
TOTAL Intergovernmental	425,000.00	425,000.00	425,000.00	425,000.00	.00	100.0%
48 Other Revenue						
050 489900 OTHER REVENUE	1,895.00	1,895.00	.00	.00	1,895.00	.0
TOTAL Other Revenue	1,895.00	1,895.00	.00	.00	1,895.00	.0%
80 Transfers						
050 805100 XFER FROM LCJJC	198,595.00	198,595.00	175,000.00	175,000.00	23,595.00	88.1
TOTAL Transfers	198,595.00	198,595.00	175,000.00	175,000.00	23,595.00	88.1%
TOTAL JUVENILE STAR PROGRAM	625,490.00	625,490.00	600,000.00	600,000.00	25,490.00	95.9%
TOTAL REVENUES	625,490.00	625,490.00	600,000.00	600,000.00	25,490.00	
051 JUVENILE PROBATION						
45 Charges for Services						
051 451900 JUVENILE PROBATION FEES	5,000.00	5,000.00	2,419.00	.00	2,581.00	48.4

REVENUE SUMMARIES REPORT
ACCOUNT SUMMARY APRIL 2022

FOR 2022 07

	ORIGINAL ESTIM REV	REVISED EST REV	ACTUAL YTD REVENUE	ACTUAL MTD REVENUE	REMAINING REVENUE	PCT COLL
TOTAL Charges for Services	5,000.00	5,000.00	2,419.00	.00	2,581.00	48.4%
47 Interest						
051 470000 INTEREST INCOME	75,000.00	75,000.00	18,900.16	2,507.34	56,099.84	25.2
TOTAL Interest	75,000.00	75,000.00	18,900.16	2,507.34	56,099.84	25.2%
48 Other Revenue						
051 489900 OTHER REVENUE	2,000.00	2,000.00	555.99	.00	1,444.01	27.8
TOTAL Other Revenue	2,000.00	2,000.00	555.99	.00	1,444.01	27.8%
80 Transfers						
051 801100 XFER FROM GENERAL FUND	7,966,144.00	7,966,144.00	4,646,917.30	663,845.34	3,319,226.70	58.3
TOTAL Transfers	7,966,144.00	7,966,144.00	4,646,917.30	663,845.34	3,319,226.70	58.3%
TOTAL JUVENILE PROBATION	8,048,144.00	8,048,144.00	4,668,792.45	666,352.68	3,379,351.55	58.0%
TOTAL REVENUES	8,048,144.00	8,048,144.00	4,668,792.45	666,352.68	3,379,351.55	
054 TJJD (A) JUV PROB COMM GRANT						
42 Intergovernmental						
054 421500 TJPC-A STATE AID	1,649,081.00	1,681,081.00	1,203,098.27	138,772.00	477,982.73	71.6
TOTAL Intergovernmental	1,649,081.00	1,681,081.00	1,203,098.27	138,772.00	477,982.73	71.6%
80 Transfers						
054 805100 XFER FROM LCJJC	461,372.00	461,372.00	.00	.00	461,372.00	.0

REVENUE SUMMARIES REPORT
ACCOUNT SUMMARY APRIL 2022

FOR 2022 07

	ORIGINAL ESTIM REV	REVISED EST REV	ACTUAL YTD REVENUE	ACTUAL MTD REVENUE	REMAINING REVENUE	PCT COLL
TOTAL Transfers	461,372.00	461,372.00	.00	.00	461,372.00	.0%
TOTAL TJJD (A) JUV PROB COMM G	2,110,453.00	2,142,453.00	1,203,098.27	138,772.00	939,354.73	56.2%
TOTAL REVENUES	2,110,453.00	2,142,453.00	1,203,098.27	138,772.00	939,354.73	
055 JUVENILE DETENTION						
45 Charges for Services						
055 451300 CONTRACTSERV-OTHER COUN	500,000.00	500,000.00	436,255.00	79,310.00	63,745.00	87.3
TOTAL Charges for Services	500,000.00	500,000.00	436,255.00	79,310.00	63,745.00	87.3%
80 Transfers						
055 805100 XFER FROM LCJJC	4,603,377.00	4,603,377.00	.00	.00	4,603,377.00	.0
TOTAL Transfers	4,603,377.00	4,603,377.00	.00	.00	4,603,377.00	.0%
TOTAL JUVENILE DETENTION	5,103,377.00	5,103,377.00	436,255.00	79,310.00	4,667,122.00	8.5%
TOTAL REVENUES	5,103,377.00	5,103,377.00	436,255.00	79,310.00	4,667,122.00	
057 JUVENILE FOOD SERVICE						
42 Intergovernmental						
057 420100 GRANT REVENUE	.00	.00	6,405.19	6,405.19	-6,405.19	100.0
057 426600 DHS SCHOOL MEAL PROGRAM	150,000.00	150,000.00	65,654.70	.00	84,345.30	43.8
057 426700 DHS COMMODITIES PROGRAM	7,449.00	7,449.00	.00	.00	7,449.00	.0
TOTAL Intergovernmental	157,449.00	157,449.00	72,059.89	6,405.19	85,389.11	45.8%
80 Transfers						
057 805100 XFER FROM LCJJC	230,963.00	230,963.00	.00	.00	230,963.00	.0

REVENUE SUMMARIES REPORT
ACCOUNT SUMMARY APRIL 2022

FOR 2022 07

	ORIGINAL ESTIM REV	REVISED EST REV	ACTUAL YTD REVENUE	ACTUAL MTD REVENUE	REMAINING REVENUE	PCT COLL
TOTAL Transfers	230,963.00	230,963.00	.00	.00	230,963.00	.0%
TOTAL JUVENILE FOOD SERVICE	388,412.00	388,412.00	72,059.89	6,405.19	316,352.11	18.6%
TOTAL REVENUES	388,412.00	388,412.00	72,059.89	6,405.19	316,352.11	
064 TJJD (E) TITLE IV E GRANT						
42 Intergovernmental						
064 420380 TITLE IV-E TJPC (E)	98,000.00	98,000.00	3,118.91	.00	94,881.09	3.2
TOTAL Intergovernmental	98,000.00	98,000.00	3,118.91	.00	94,881.09	3.2%
80 Transfers						
064 805100 XFER FROM LCJJC	106,400.00	106,400.00	.00	.00	106,400.00	.0
TOTAL Transfers	106,400.00	106,400.00	.00	.00	106,400.00	.0%
TOTAL TJJD (E) TITLE IV E GRAN	204,400.00	204,400.00	3,118.91	.00	201,281.09	1.5%
TOTAL REVENUES	204,400.00	204,400.00	3,118.91	.00	201,281.09	
066 CJD RE ENTRY DRUG COURT GRANT						
42 Intergovernmental						
066 420100 GRANT REVENUE	40,943.00	40,943.00	.00	.00	40,943.00	.0
TOTAL Intergovernmental	40,943.00	40,943.00	.00	.00	40,943.00	.0%
TOTAL CJD RE ENTRY DRUG COURT	40,943.00	40,943.00	.00	.00	40,943.00	.0%
TOTAL REVENUES	40,943.00	40,943.00	.00	.00	40,943.00	
067 CJD DWI COURT GRANT						
42 Intergovernmental						

REVENUE SUMMARIES REPORT
ACCOUNT SUMMARY APRIL 2022

FOR 2022 07

	ORIGINAL ESTIM REV	REVISED EST REV	ACTUAL YTD REVENUE	ACTUAL MTD REVENUE	REMAINING REVENUE	PCT COLL
067 420100 GRANT REVENUE	32,951.00	32,951.00	2,715.12	.00	30,235.88	8.2
TOTAL Intergovernmental	32,951.00	32,951.00	2,715.12	.00	30,235.88	8.2%
TOTAL CJD DWI COURT GRANT	32,951.00	32,951.00	2,715.12	.00	30,235.88	8.2%
TOTAL REVENUES	32,951.00	32,951.00	2,715.12	.00	30,235.88	
070 ON LINE ACCESS						
43 Fees						
070 436910 ONLINE ACCESS FEE	35,000.00	35,000.00	6,890.00	.00	28,110.00	19.7
TOTAL Fees	35,000.00	35,000.00	6,890.00	.00	28,110.00	19.7%
47 Interest						
070 470000 INTEREST INCOME	4,000.00	4,000.00	998.32	121.32	3,001.68	25.0
TOTAL Interest	4,000.00	4,000.00	998.32	121.32	3,001.68	25.0%
73 Draws						
070 736100 DRAW FROM RESERVES	146,000.00	146,000.00	.00	.00	146,000.00	.0
TOTAL Draws	146,000.00	146,000.00	.00	.00	146,000.00	.0%
TOTAL ON LINE ACCESS	185,000.00	185,000.00	7,888.32	121.32	177,111.68	4.3%
TOTAL REVENUES	185,000.00	185,000.00	7,888.32	121.32	177,111.68	
072 CJD DRUG COURT GRANT						
42 Intergovernmental						
072 420100 GRANT REVENUE	44,092.00	44,092.00	6,285.10	.00	37,806.90	14.3

REVENUE SUMMARIES REPORT
ACCOUNT SUMMARY APRIL 2022

FOR 2022 07

	ORIGINAL ESTIM REV	REVISED EST REV	ACTUAL YTD REVENUE	ACTUAL MTD REVENUE	REMAINING REVENUE	PCT COLL
TOTAL Intergovernmental	44,092.00	44,092.00	6,285.10	.00	37,806.90	14.3%
TOTAL CJD DRUG COURT GRANT	44,092.00	44,092.00	6,285.10	.00	37,806.90	14.3%
TOTAL REVENUES	44,092.00	44,092.00	6,285.10	.00	37,806.90	
074 COUNTY DRUG COURT COURT COST						
43 Fees						
074 437000 DRUG COURT FEE	9,260.00	9,260.00	10,411.63	.00	-1,151.63	112.4
074 437200 COUNTY SPECIALTY COURT	9,260.00	9,260.00	.00	.00	9,260.00	.0
TOTAL Fees	18,520.00	18,520.00	10,411.63	.00	8,108.37	56.2%
47 Interest						
074 470000 INTEREST INCOME	700.00	700.00	753.12	93.20	-53.12	107.6
TOTAL Interest	700.00	700.00	753.12	93.20	-53.12	107.6%
73 Draws						
074 736100 DRAW FROM RESERVES	14,020.00	14,020.00	.00	.00	14,020.00	.0
TOTAL Draws	14,020.00	14,020.00	.00	.00	14,020.00	.0%
TOTAL COUNTY DRUG COURT COURT	33,240.00	33,240.00	11,164.75	93.20	22,075.25	33.6%
TOTAL REVENUES	33,240.00	33,240.00	11,164.75	93.20	22,075.25	
075 DISPUTE RESOLUTION						
43 Fees						
075 438000 ADR FEES	273,600.00	273,600.00	125,928.29	20,663.52	147,671.71	46.0

REVENUE SUMMARIES REPORT
ACCOUNT SUMMARY APRIL 2022

FOR 2022 07

	ORIGINAL ESTIM REV	REVISED EST REV	ACTUAL YTD REVENUE	ACTUAL MTD REVENUE	REMAINING REVENUE	PCT COLL
075 438100 ADMIN FEES	30,000.00	30,000.00	14,075.00	2,150.00	15,925.00	46.9
075 438210 MEDIATION FEES	41,000.00	41,000.00	32,684.54	3,136.25	8,315.46	79.7
075 438400 TRAINING FEES	25,750.00	25,750.00	13,150.00	6,075.00	12,600.00	51.1
075 438500 ADR FEE OTH COUNTY	1,000.00	1,000.00	240.00	85.00	760.00	24.0
TOTAL Fees	371,350.00	371,350.00	186,077.83	32,109.77	185,272.17	50.1%
47 Interest						
075 470000 INTEREST INCOME	.00	.00	2.46	.00	-2.46	100.0
TOTAL Interest	.00	.00	2.46	.00	-2.46	100.0%
TOTAL DISPUTE RESOLUTION	371,350.00	371,350.00	186,080.29	32,109.77	185,269.71	50.1%
TOTAL REVENUES	371,350.00	371,350.00	186,080.29	32,109.77	185,269.71	
076 USDA AG MEDIATION GRANT						
42 Intergovernmental						
076 422010 FSA-USDA GRANT REVENUE	300,000.00	300,000.00	60,264.54	.00	239,735.46	20.1
TOTAL Intergovernmental	300,000.00	300,000.00	60,264.54	.00	239,735.46	20.1%
43 Fees						
076 438220 PROGRAM INCOME	1,500.00	1,500.00	700.00	12.50	800.00	46.7
TOTAL Fees	1,500.00	1,500.00	700.00	12.50	800.00	46.7%
48 Other Revenue						
076 480000 IN-KIND REVENUE	118,500.00	118,500.00	-12.46	.00	118,512.46	.0
076 489900 OTHER REVENUE	.00	.00	581.25	.00	-581.25	100.0
TOTAL Other Revenue	118,500.00	118,500.00	568.79	.00	117,931.21	.5%

REVENUE SUMMARIES REPORT
ACCOUNT SUMMARY APRIL 2022

FOR 2022 07

	ORIGINAL ESTIM REV	REVISED EST REV	ACTUAL YTD REVENUE	ACTUAL MTD REVENUE	REMAINING REVENUE	PCT COLL
80 Transfers						
076 807500 XFER FROM DISPUTE RESOL	.00	.00	25,258.87	.00	-25,258.87	100.0
TOTAL Transfers	.00	.00	25,258.87	.00	-25,258.87	100.0%
TOTAL USDA AG MEDIATION GRANT	420,000.00	420,000.00	86,792.20	12.50	333,207.80	20.7%
TOTAL REVENUES	420,000.00	420,000.00	86,792.20	12.50	333,207.80	
077 DOMESTIC RELATIONS OFFICE						
43 Fees						
077 438010 DRO FEES LUBBOCK COUNTY	23,000.00	23,000.00	10,809.42	1,584.51	12,190.58	47.0
077 438100 ADMIN FEES	.00	.00	162.50	.00	-162.50	100.0
077 438200 SERVICE FEES	43,000.00	43,000.00	18,562.83	5,093.08	24,437.17	43.2
077 438510 SUPERVISED VISITATION	16,000.00	16,000.00	12,070.00	1,300.00	3,930.00	75.4
077 438700 COMMUNITY SUPERVISION	145,110.00	145,110.00	64,517.59	8,946.97	80,592.41	44.5
TOTAL Fees	227,110.00	227,110.00	106,122.34	16,924.56	120,987.66	46.7%
47 Interest						
077 470000 INTEREST INCOME	.00	.00	69.13	11.49	-69.13	100.0
TOTAL Interest	.00	.00	69.13	11.49	-69.13	100.0%
TOTAL DOMESTIC RELATIONS OFFIC	227,110.00	227,110.00	106,191.47	16,936.05	120,918.53	46.8%
TOTAL REVENUES	227,110.00	227,110.00	106,191.47	16,936.05	120,918.53	
078 MEDIATION & MENTAL HEALTH GRAN						
42 Intergovernmental						
078 420100 GRANT REVENUE	8,759.00	8,759.00	4,741.46	.00	4,017.54	54.1

REVENUE SUMMARIES REPORT
ACCOUNT SUMMARY APRIL 2022

FOR 2022 07

	ORIGINAL ESTIM REV	REVISED EST REV	ACTUAL YTD REVENUE	ACTUAL MTD REVENUE	REMAINING REVENUE	PCT COLL
TOTAL Intergovernmental	8,759.00	8,759.00	4,741.46	.00	4,017.54	54.1%
48 Other Revenue						
078 480000 IN-KIND REVENUE	4,791.00	4,791.00	1,146.53	.00	3,644.47	23.9
TOTAL Other Revenue	4,791.00	4,791.00	1,146.53	.00	3,644.47	23.9%
80 Transfers						
078 807500 XFER FROM DISPUTE RESOL	1,052.00	1,052.00	738.71	.00	313.29	70.2
TOTAL Transfers	1,052.00	1,052.00	738.71	.00	313.29	70.2%
TOTAL MEDIATION & MENTAL HEALT	14,602.00	14,602.00	6,626.70	.00	7,975.30	45.4%
TOTAL REVENUES	14,602.00	14,602.00	6,626.70	.00	7,975.30	
079 VENUE HOT & STVR TAX						
40 Tax Collections						
079 401200 HOT TAX	1,700,000.00	1,700,000.00	1,079,695.10	224,038.06	620,304.90	63.5
079 401400 HOT TAX PENALTY & INTER	3,000.00	3,000.00	692.03	2.15	2,307.97	23.1
079 401600 SHORT TERM VEHICLE RENT	600,000.00	600,000.00	388,637.50	82,502.46	211,362.50	64.8
079 401700 STVR PENALTY AND INTERE	2,000.00	2,000.00	4.64	.00	1,995.36	.2
TOTAL Tax Collections	2,305,000.00	2,305,000.00	1,469,029.27	306,542.67	835,970.73	63.7%
47 Interest						
079 470000 INTEREST INCOME	40,000.00	40,000.00	4,701.54	1,776.71	35,298.46	11.8
TOTAL Interest	40,000.00	40,000.00	4,701.54	1,776.71	35,298.46	11.8%
48 Other Revenue						
079 489900 OTHER REVENUE	.00	.00	6,395.78	.00	-6,395.78	100.0

REVENUE SUMMARIES REPORT
ACCOUNT SUMMARY APRIL 2022

FOR 2022 07

	ORIGINAL ESTIM REV	REVISED EST REV	ACTUAL YTD REVENUE	ACTUAL MTD REVENUE	REMAINING REVENUE	PCT COLL
TOTAL Other Revenue	.00	.00	6,395.78	.00	-6,395.78	100.0%
TOTAL VENUE HOT & STVR TAX	2,345,000.00	2,345,000.00	1,480,126.59	308,319.38	864,873.41	63.1%
TOTAL REVENUES	2,345,000.00	2,345,000.00	1,480,126.59	308,319.38	864,873.41	
081 LAW LIBRARY						
45 Charges for Services						
081 450900 COUNTY CLERK	67,500.00	67,500.00	35,875.01	4,235.00	31,624.99	53.1
081 451000 DISTRICT CLERK	104,700.00	104,700.00	53,610.63	6,410.17	51,089.37	51.2
TOTAL Charges for Services	172,200.00	172,200.00	89,485.64	10,645.17	82,714.36	52.0%
47 Interest						
081 470000 INTEREST INCOME	.00	.00	6.28	3.77	-6.28	100.0
TOTAL Interest	.00	.00	6.28	3.77	-6.28	100.0%
48 Other Revenue						
081 484601 COPIES-NETWORK PRINTER	200.00	200.00	59.40	5.30	140.60	29.7
TOTAL Other Revenue	200.00	200.00	59.40	5.30	140.60	29.7%
80 Transfers						
081 801100 XFER FROM GENERAL FUND	30,475.00	30,475.00	30,475.00	.00	.00	100.0
TOTAL Transfers	30,475.00	30,475.00	30,475.00	.00	.00	100.0%
TOTAL LAW LIBRARY	202,875.00	202,875.00	120,026.32	10,654.24	82,848.68	59.2%
TOTAL REVENUES	202,875.00	202,875.00	120,026.32	10,654.24	82,848.68	
083 ELECTION SERVICES						

REVENUE SUMMARIES REPORT
ACCOUNT SUMMARY APRIL 2022

FOR 2022 07

	ORIGINAL ESTIM REV	REVISED EST REV	ACTUAL YTD REVENUE	ACTUAL MTD REVENUE	REMAINING REVENUE	PCT COLL
45 Charges for Services						
083 453000 ELECTION SERVICES CONTR	769,775.00	769,775.00	.00	.00	769,775.00	.0
TOTAL Charges for Services	769,775.00	769,775.00	.00	.00	769,775.00	.0%
TOTAL ELECTION SERVICES	769,775.00	769,775.00	.00	.00	769,775.00	.0%
TOTAL REVENUES	769,775.00	769,775.00	.00	.00	769,775.00	
084 HELP AMERICA VOTE ACT						
42 Intergovernmental						
084 420100 GRANT REVENUE	.00	.00	4,024,697.00	.00	-4,024,697.00	100.0
TOTAL Intergovernmental	.00	.00	4,024,697.00	.00	-4,024,697.00	100.0%
TOTAL HELP AMERICA VOTE ACT	.00	.00	4,024,697.00	.00	-4,024,697.00	100.0%
TOTAL REVENUES	.00	.00	4,024,697.00	.00	-4,024,697.00	
085 ELECTION ADMINISTRATION						
45 Charges for Services						
085 453000 ELECTION SERVICES CONTR	64,000.00	64,000.00	.00	.00	64,000.00	.0
TOTAL Charges for Services	64,000.00	64,000.00	.00	.00	64,000.00	.0%
47 Interest						
085 470000 INTEREST INCOME	.00	.00	640.42	76.97	-640.42	100.0
TOTAL Interest	.00	.00	640.42	76.97	-640.42	100.0%
TOTAL ELECTION ADMINISTRATION	64,000.00	64,000.00	640.42	76.97	63,359.58	1.0%
TOTAL REVENUES	64,000.00	64,000.00	640.42	76.97	63,359.58	

REVENUE SUMMARIES REPORT
ACCOUNT SUMMARY APRIL 2022

FOR 2022 07

	ORIGINAL ESTIM REV	REVISED EST REV	ACTUAL YTD REVENUE	ACTUAL MTD REVENUE	REMAINING REVENUE	PCT COLL
086 ELECTION EQUIPMENT						
45 Charges for Services						
086 453000 ELECTION SERVICES CONTR	75,000.00	75,000.00	.00	.00	75,000.00	.0
TOTAL Charges for Services	75,000.00	75,000.00	.00	.00	75,000.00	.0%
47 Interest						
086 470000 INTEREST INCOME	.00	.00	773.83	79.21	-773.83	100.0
TOTAL Interest	.00	.00	773.83	79.21	-773.83	100.0%
73 Draws						
086 736100 DRAW FROM RESERVES	100.00	100.00	.00	.00	100.00	.0
TOTAL Draws	100.00	100.00	.00	.00	100.00	.0%
TOTAL ELECTION EQUIPMENT	75,100.00	75,100.00	773.83	79.21	74,326.17	1.0%
TOTAL REVENUES	75,100.00	75,100.00	773.83	79.21	74,326.17	
090 DIST CLK RECORDS MGT. AND PRES						
43 Fees						
090 431200 DISTRICT CLERK RECORDS	18,800.00	18,800.00	4,736.12	138.94	14,063.88	25.2
TOTAL Fees	18,800.00	18,800.00	4,736.12	138.94	14,063.88	25.2%
47 Interest						
090 470000 INTEREST INCOME	600.00	600.00	203.49	24.02	396.51	33.9

REVENUE SUMMARIES REPORT
ACCOUNT SUMMARY APRIL 2022

FOR 2022 07

	ORIGINAL ESTIM REV	REVISED EST REV	ACTUAL YTD REVENUE	ACTUAL MTD REVENUE	REMAINING REVENUE	PCT COLL
TOTAL Interest	600.00	600.00	203.49	24.02	396.51	33.9%
73 Draws						
090 736100 DRAW FROM RESERVES	22,301.00	22,301.00	.00	.00	22,301.00	.0
TOTAL Draws	22,301.00	22,301.00	.00	.00	22,301.00	.0%
TOTAL DIST CLK RECORDS MGT. AN	41,701.00	41,701.00	4,939.61	162.96	36,761.39	11.8%
TOTAL REVENUES	41,701.00	41,701.00	4,939.61	162.96	36,761.39	
091 CTY CLK RECORDS MGT. AND PRES						
43 Fees						
091 431200 COUNTY CLERK RECORDS MG	545,725.00	545,725.00	368,959.11	64,428.43	176,765.89	67.6
TOTAL Fees	545,725.00	545,725.00	368,959.11	64,428.43	176,765.89	67.6%
47 Interest						
091 470000 INTEREST INCOME	10,000.00	10,000.00	13,708.41	1,715.94	-3,708.41	137.1
TOTAL Interest	10,000.00	10,000.00	13,708.41	1,715.94	-3,708.41	137.1%
73 Draws						
091 736100 DRAW FROM RESERVES	90,267.00	90,267.00	.00	.00	90,267.00	.0
TOTAL Draws	90,267.00	90,267.00	.00	.00	90,267.00	.0%
TOTAL CTY CLK RECORDS MGT. AND	645,992.00	645,992.00	382,667.52	66,144.37	263,324.48	59.2%
TOTAL REVENUES	645,992.00	645,992.00	382,667.52	66,144.37	263,324.48	
092 CTY RECORDS MGT. AND PRES						
43 Fees						

REVENUE SUMMARIES REPORT
ACCOUNT SUMMARY APRIL 2022

FOR 2022 07

	ORIGINAL ESTIM REV	REVISED EST REV	ACTUAL YTD REVENUE	ACTUAL MTD REVENUE	REMAINING REVENUE	PCT COLL
092 431400 COUNTY RECORDS MGT. & P	58,000.00	58,000.00	59,078.45	8,897.38	-1,078.45	101.9
TOTAL Fees	58,000.00	58,000.00	59,078.45	8,897.38	-1,078.45	101.9%
47 Interest						
092 470000 INTEREST INCOME	6,000.00	6,000.00	1,087.55	138.32	4,912.45	18.1
TOTAL Interest	6,000.00	6,000.00	1,087.55	138.32	4,912.45	18.1%
73 Draws						
092 736100 DRAW FROM RESERVES	18,948.00	18,948.00	.00	.00	18,948.00	.0
TOTAL Draws	18,948.00	18,948.00	.00	.00	18,948.00	.0%
TOTAL CTY RECORDS MGT. AND PRE	82,948.00	82,948.00	60,166.00	9,035.70	22,782.00	72.5%
TOTAL REVENUES	82,948.00	82,948.00	60,166.00	9,035.70	22,782.00	
093 COURTHOUSE SECURITY						
43 Fees						
093 431510 COURTHOUSE SECURITY FEE	110,000.00	110,000.00	83,514.80	12,707.96	26,485.20	75.9
TOTAL Fees	110,000.00	110,000.00	83,514.80	12,707.96	26,485.20	75.9%
47 Interest						
093 470000 INTEREST INCOME	.00	.00	45.14	2.50	-45.14	100.0
TOTAL Interest	.00	.00	45.14	2.50	-45.14	100.0%
TOTAL COURTHOUSE SECURITY	110,000.00	110,000.00	83,559.94	12,710.46	26,440.06	76.0%
TOTAL REVENUES	110,000.00	110,000.00	83,559.94	12,710.46	26,440.06	

REVENUE SUMMARIES REPORT
ACCOUNT SUMMARY APRIL 2022

FOR 2022 07

	ORIGINAL ESTIM REV	REVISED EST REV	ACTUAL YTD REVENUE	ACTUAL MTD REVENUE	REMAINING REVENUE	PCT COLL
094 COURT RECORD PRESERVATION						
43 Fees						
094 430500 COUNTY CLERK COURT RECO	20,000.00	20,000.00	4,380.00	10.00	15,620.00	21.9
094 432600 DISTRICT CLERK COURT RE	28,000.00	28,000.00	7,152.65	88.85	20,847.35	25.5
TOTAL Fees	48,000.00	48,000.00	11,532.65	98.85	36,467.35	24.0%
47 Interest						
094 470000 INTEREST INCOME	600.00	600.00	852.97	104.27	-252.97	142.2
TOTAL Interest	600.00	600.00	852.97	104.27	-252.97	142.2%
TOTAL COURT RECORD PRESERVATIO	48,600.00	48,600.00	12,385.62	203.12	36,214.38	25.5%
TOTAL REVENUES	48,600.00	48,600.00	12,385.62	203.12	36,214.38	
095 LOCAL TRUANCY PREVENT & DIVERS						
43 Fees						
095 435500 TRUANCY PREVENTION	10,000.00	10,000.00	6,919.73	.00	3,080.27	69.2
TOTAL Fees	10,000.00	10,000.00	6,919.73	.00	3,080.27	69.2%
47 Interest						
095 470000 INTEREST INCOME	15.00	15.00	77.40	10.83	-62.40	516.0
TOTAL Interest	15.00	15.00	77.40	10.83	-62.40	516.0%
73 Draws						
095 736100 DRAW FROM RESERVES	9,318.00	9,318.00	.00	.00	9,318.00	.0

REVENUE SUMMARIES REPORT
ACCOUNT SUMMARY APRIL 2022

FOR 2022 07

	ORIGINAL ESTIM REV	REVISED EST REV	ACTUAL YTD REVENUE	ACTUAL MTD REVENUE	REMAINING REVENUE	PCT COLL
TOTAL Draws	9,318.00	9,318.00	.00	.00	9,318.00	.0%
TOTAL LOCAL TRUANCY PREVENT &	19,333.00	19,333.00	6,997.13	10.83	12,335.87	36.2%
TOTAL REVENUES	19,333.00	19,333.00	6,997.13	10.83	12,335.87	
096 HISTORICAL COMMISSION						
47 Interest						
096 470000 INTEREST INCOME	100.00	100.00	42.72	6.62	57.28	42.7
096 472000 ROYALTIES & DONATIONS	500.00	500.00	.00	.00	500.00	.0
TOTAL Interest	600.00	600.00	42.72	6.62	557.28	7.1%
80 Transfers						
096 801100 XFER FROM GENERAL FUND	5,550.00	5,550.00	5,550.00	.00	.00	100.0
TOTAL Transfers	5,550.00	5,550.00	5,550.00	.00	.00	100.0%
TOTAL HISTORICAL COMMISSION	6,150.00	6,150.00	5,592.72	6.62	557.28	90.9%
TOTAL REVENUES	6,150.00	6,150.00	5,592.72	6.62	557.28	
097 CHILD ABUSE PREVENTION						
43 Fees						
097 430100 CO CHILD ABUSE PREVENTI	1,000.00	1,000.00	256.22	54.55	743.78	25.6
TOTAL Fees	1,000.00	1,000.00	256.22	54.55	743.78	25.6%
47 Interest						
097 470000 INTEREST INCOME	25.00	25.00	12.87	1.60	12.13	51.5

REVENUE SUMMARIES REPORT
ACCOUNT SUMMARY APRIL 2022

FOR 2022 07

	ORIGINAL ESTIM REV	REVISED EST REV	ACTUAL YTD REVENUE	ACTUAL MTD REVENUE	REMAINING REVENUE	PCT COLL
TOTAL Interest	25.00	25.00	12.87	1.60	12.13	51.5%
73 Draws						
097 736100 DRAW FROM RESERVES	4,000.00	4,000.00	.00	.00	4,000.00	.0
TOTAL Draws	4,000.00	4,000.00	.00	.00	4,000.00	.0%
TOTAL CHILD ABUSE PREVENTION	5,025.00	5,025.00	269.09	56.15	4,755.91	5.4%
TOTAL REVENUES	5,025.00	5,025.00	269.09	56.15	4,755.91	
099 CTY/DIST COURT TECHNOLOGY						
43 Fees						
099 430510 COUNTY COURT TECHNOLOGY	3,300.00	3,300.00	37.81	13.49	3,262.19	1.1
099 432610 DISTRICT COURT TECHNOLO	2,800.00	2,800.00	1,877.91	16.45	922.09	67.1
TOTAL Fees	6,100.00	6,100.00	1,915.72	29.94	4,184.28	31.4%
47 Interest						
099 470000 INTEREST INCOME	750.00	750.00	224.94	27.57	525.06	30.0
TOTAL Interest	750.00	750.00	224.94	27.57	525.06	30.0%
73 Draws						
099 736100 DRAW FROM RESERVES	150.00	150.00	.00	.00	150.00	.0
TOTAL Draws	150.00	150.00	.00	.00	150.00	.0%
TOTAL CTY/DIST COURT TECHNOLOG	7,000.00	7,000.00	2,140.66	57.51	4,859.34	30.6%
TOTAL REVENUES	7,000.00	7,000.00	2,140.66	57.51	4,859.34	
102 DIST COURT RECORDS TECHNOLOGY						

REVENUE SUMMARIES REPORT
ACCOUNT SUMMARY APRIL 2022

FOR 2022 07

	ORIGINAL ESTIM REV	REVISED EST REV	ACTUAL YTD REVENUE	ACTUAL MTD REVENUE	REMAINING REVENUE	PCT COLL
43 Fees						
102 437310 DISTRICT COURT RECORDS	32,000.00	32,000.00	8,860.97	182.55	23,139.03	27.7
TOTAL Fees	32,000.00	32,000.00	8,860.97	182.55	23,139.03	27.7%
47 Interest						
102 470000 INTEREST INCOME	1,500.00	1,500.00	318.26	39.55	1,181.74	21.2
TOTAL Interest	1,500.00	1,500.00	318.26	39.55	1,181.74	21.2%
73 Draws						
102 736100 DRAW FROM RESERVES	30,750.00	30,750.00	.00	.00	30,750.00	.0
TOTAL Draws	30,750.00	30,750.00	.00	.00	30,750.00	.0%
TOTAL DIST COURT RECORDS TECHN	64,250.00	64,250.00	9,179.23	222.10	55,070.77	14.3%
TOTAL REVENUES	64,250.00	64,250.00	9,179.23	222.10	55,070.77	
103 COUNTY CLERK RECORDS ARCHIVES						
43 Fees						
103 437300 COUNTY CLERK RECORDS AR	550,000.00	550,000.00	366,900.00	63,970.00	183,100.00	66.7
TOTAL Fees	550,000.00	550,000.00	366,900.00	63,970.00	183,100.00	66.7%
47 Interest						
103 470000 INTEREST INCOME	10,000.00	10,000.00	9,512.30	1,212.76	487.70	95.1
TOTAL Interest	10,000.00	10,000.00	9,512.30	1,212.76	487.70	95.1%
73 Draws						

REVENUE SUMMARIES REPORT
ACCOUNT SUMMARY APRIL 2022

FOR 2022 07

	ORIGINAL ESTIM REV	REVISED EST REV	ACTUAL YTD REVENUE	ACTUAL MTD REVENUE	REMAINING REVENUE	PCT COLL
103 736100 DRAW FROM RESERVES	880,000.00	880,000.00	.00	.00	880,000.00	.0
TOTAL Draws	880,000.00	880,000.00	.00	.00	880,000.00	.0%
TOTAL COUNTY CLERK RECORDS ARC	1,440,000.00	1,440,000.00	376,412.30	65,182.76	1,063,587.70	26.1%
TOTAL REVENUES	1,440,000.00	1,440,000.00	376,412.30	65,182.76	1,063,587.70	
105 COMMUNITY/ECONOMIC DEV PRG						
42 Intergovernmental						
105 420300 STATE GRANT REVENUE	16,000.00	16,000.00	.00	.00	16,000.00	.0
TOTAL Intergovernmental	16,000.00	16,000.00	.00	.00	16,000.00	.0%
47 Interest						
105 470000 INTEREST INCOME	700.00	700.00	1,201.82	142.03	-501.82	171.7
TOTAL Interest	700.00	700.00	1,201.82	142.03	-501.82	171.7%
73 Draws						
105 736100 DRAW FROM RESERVES	6,800.00	6,800.00	.00	.00	6,800.00	.0
TOTAL Draws	6,800.00	6,800.00	.00	.00	6,800.00	.0%
TOTAL COMMUNITY/ECONOMIC DEV P	23,500.00	23,500.00	1,201.82	142.03	22,298.18	5.1%
TOTAL REVENUES	23,500.00	23,500.00	1,201.82	142.03	22,298.18	
106 AMERICAN RESCUE PLAN ACT						
42 Intergovernmental						
106 420100 GRANT REVENUE	.00	30,162,194.00	30,162,193.50	.00	.50	100.0

REVENUE SUMMARIES REPORT
ACCOUNT SUMMARY APRIL 2022

FOR 2022 07

	ORIGINAL ESTIM REV	REVISED EST REV	ACTUAL YTD REVENUE	ACTUAL MTD REVENUE	REMAINING REVENUE	PCT COLL
TOTAL Intergovernmental	.00	30,162,194.00	30,162,193.50	.00	.50	100.0%
47 Interest						
106 470000 INTEREST INCOME	.00	.00	97,863.76	8,630.77	-97,863.76	100.0
TOTAL Interest	.00	.00	97,863.76	8,630.77	-97,863.76	100.0%
73 Draws						
106 736100 DRAW FROM RESERVES	30,162,197.00	.00	.00	.00	.00	.0
TOTAL Draws	30,162,197.00	.00	.00	.00	.00	.0%
TOTAL AMERICAN RESCUE PLAN ACT	30,162,197.00	30,162,194.00	30,260,057.26	8,630.77	-97,863.26	100.3%
TOTAL REVENUES	30,162,197.00	30,162,194.00	30,260,057.26	8,630.77	-97,863.26	
108 JP1 JUSTICE COURT TECHNOLOGY						
43 Fees						
108 430120 JUDICIAL TECH FUND FEE-	7,500.00	7,500.00	2,470.17	61.95	5,029.83	32.9
TOTAL Fees	7,500.00	7,500.00	2,470.17	61.95	5,029.83	32.9%
47 Interest						
108 470000 INTEREST INCOME	1,500.00	1,500.00	219.61	26.22	1,280.39	14.6
TOTAL Interest	1,500.00	1,500.00	219.61	26.22	1,280.39	14.6%
73 Draws						
108 736100 DRAW FROM RESERVES	49,153.00	49,153.00	.00	.00	49,153.00	.0

REVENUE SUMMARIES REPORT
ACCOUNT SUMMARY APRIL 2022

FOR 2022 07

	ORIGINAL ESTIM REV	REVISED EST REV	ACTUAL YTD REVENUE	ACTUAL MTD REVENUE	REMAINING REVENUE	PCT COLL
TOTAL Draws	49,153.00	49,153.00	.00	.00	49,153.00	.0%
TOTAL JP1 JUSTICE COURT TECHNO	58,153.00	58,153.00	2,689.78	88.17	55,463.22	4.6%
TOTAL REVENUES	58,153.00	58,153.00	2,689.78	88.17	55,463.22	
109 JP2 JUSTICE COURT TECHNOLOGY						
43 Fees						
109 430210 JUDICIAL TECH FUND FEE-	2,000.00	2,000.00	705.06	56.80	1,294.94	35.3
TOTAL Fees	2,000.00	2,000.00	705.06	56.80	1,294.94	35.3%
47 Interest						
109 470000 INTEREST INCOME	333.00	333.00	315.73	36.83	17.27	94.8
TOTAL Interest	333.00	333.00	315.73	36.83	17.27	94.8%
73 Draws						
109 736100 DRAW FROM RESERVES	40,479.00	40,479.00	.00	.00	40,479.00	.0
TOTAL Draws	40,479.00	40,479.00	.00	.00	40,479.00	.0%
TOTAL JP2 JUSTICE COURT TECHNO	42,812.00	42,812.00	1,020.79	93.63	41,791.21	2.4%
TOTAL REVENUES	42,812.00	42,812.00	1,020.79	93.63	41,791.21	
110 JP3 JUSTICE COURT TECHNOLOGY						
43 Fees						
110 430310 JUDICIAL TECH FUND FEE-	2,000.00	2,000.00	1,262.79	279.92	737.21	63.1

REVENUE SUMMARIES REPORT
ACCOUNT SUMMARY APRIL 2022

FOR 2022 07

	ORIGINAL ESTIM REV	REVISED EST REV	ACTUAL YTD REVENUE	ACTUAL MTD REVENUE	REMAINING REVENUE	PCT COLL
TOTAL Fees	2,000.00	2,000.00	1,262.79	279.92	737.21	63.1%
47 Interest						
110 470000 INTEREST INCOME	101.00	101.00	92.74	11.33	8.26	91.8
TOTAL Interest	101.00	101.00	92.74	11.33	8.26	91.8%
73 Draws						
110 736100 DRAW FROM RESERVES	13,599.00	13,599.00	.00	.00	13,599.00	.0
TOTAL Draws	13,599.00	13,599.00	.00	.00	13,599.00	.0%
TOTAL JP3 JUSTICE COURT TECHNO	15,700.00	15,700.00	1,355.53	291.25	14,344.47	8.6%
TOTAL REVENUES	15,700.00	15,700.00	1,355.53	291.25	14,344.47	
111 JP4 JUSTICE COURT TECHNOLOGY						
43 Fees						
111 430400 JUDICIAL TECH FUND FEE-	7,330.00	7,330.00	2,475.37	58.33	4,854.63	33.8
TOTAL Fees	7,330.00	7,330.00	2,475.37	58.33	4,854.63	33.8%
47 Interest						
111 470000 INTEREST INCOME	300.00	300.00	283.02	33.97	16.98	94.3
TOTAL Interest	300.00	300.00	283.02	33.97	16.98	94.3%
73 Draws						
111 736100 DRAW FROM RESERVES	920.00	920.00	.00	.00	920.00	.0

REVENUE SUMMARIES REPORT
ACCOUNT SUMMARY APRIL 2022

FOR 2022 07

	ORIGINAL ESTIM REV	REVISED EST REV	ACTUAL YTD REVENUE	ACTUAL MTD REVENUE	REMAINING REVENUE	PCT COLL
TOTAL Draws	920.00	920.00	.00	.00	920.00	.0%
TOTAL JP4 JUSTICE COURT TECHNO	8,550.00	8,550.00	2,758.39	92.30	5,791.61	32.3%
TOTAL REVENUES	8,550.00	8,550.00	2,758.39	92.30	5,791.61	

112 COURT FACILITY FEE

43 Fees

112 430300 COUNTY CLERK	.00	.00	11,880.00	2,400.00	-11,880.00	100.0
112 432300 DISTRICT CLERK FEES	.00	.00	16,220.04	3,480.00	-16,220.04	100.0
TOTAL Fees	.00	.00	28,100.04	5,880.00	-28,100.04	100.0%

47 Interest

112 470000 INTEREST INCOME	.00	.00	14.03	9.70	-14.03	100.0
TOTAL Interest	.00	.00	14.03	9.70	-14.03	100.0%
TOTAL COURT FACILITY FEE	.00	.00	28,114.07	5,889.70	-28,114.07	100.0%
TOTAL REVENUES	.00	.00	28,114.07	5,889.70	-28,114.07	

115 LANGUAGE ACCESS

43 Fees

115 430300 COUNTY CLERK	.00	.00	1,782.02	360.00	-1,782.02	100.0
115 432300 DISTRICT CLERK FEES	.00	.00	2,433.09	522.02	-2,433.09	100.0
115 433100 JP PRECINCT 1	.00	.00	1,098.00	333.00	-1,098.00	100.0
115 433200 JP PRECINCT 2	.00	.00	1,569.00	441.00	-1,569.00	100.0
115 433300 JP PRECINCT 3	.00	.00	2,286.00	693.00	-2,286.00	100.0
115 433400 JP PRECINCT 4	.00	.00	1,150.09	270.00	-1,150.09	100.0
TOTAL Fees	.00	.00	10,318.20	2,619.02	-10,318.20	100.0%

47 Interest

REVENUE SUMMARIES REPORT
ACCOUNT SUMMARY APRIL 2022

FOR 2022 07

	ORIGINAL ESTIM REV	REVISED EST REV	ACTUAL YTD REVENUE	ACTUAL MTD REVENUE	REMAINING REVENUE	PCT COLL
115 470000 INTEREST INCOME	.00	.00	5.06	3.56	-5.06	100.0
TOTAL Interest	.00	.00	5.06	3.56	-5.06	100.0%
TOTAL LANGUAGE ACCESS	.00	.00	10,323.26	2,622.58	-10,323.26	100.0%
TOTAL REVENUES	.00	.00	10,323.26	2,622.58	-10,323.26	
122 SHERIFF CONTRABAND						
46 Fines/Forfeitures						
122 461200 FORFEIT ASSETS - DEA	100,000.00	100,000.00	.00	.00	100,000.00	.0
122 461400 FORFEITED FUNDS-CRIMINA	150,000.00	150,000.00	133,620.00	.00	16,380.00	89.1
TOTAL Fines/Forfeitures	250,000.00	250,000.00	133,620.00	.00	116,380.00	53.4%
47 Interest						
122 470000 INTEREST INCOME	3,500.00	3,500.00	235.10	.00	3,264.90	6.7
TOTAL Interest	3,500.00	3,500.00	235.10	.00	3,264.90	6.7%
48 Other Revenue						
122 489900 OTHER REVENUE	10,000.00	10,000.00	6,840.00	.00	3,160.00	68.4
TOTAL Other Revenue	10,000.00	10,000.00	6,840.00	.00	3,160.00	68.4%
TOTAL SHERIFF CONTRABAND	263,500.00	263,500.00	140,695.10	.00	122,804.90	53.4%
TOTAL REVENUES	263,500.00	263,500.00	140,695.10	.00	122,804.90	
124 INMATE SUPPLY						
47 Interest						
124 470000 INTEREST INCOME	17,000.00	17,000.00	1,521.83	.00	15,478.17	9.0

REVENUE SUMMARIES REPORT
ACCOUNT SUMMARY APRIL 2022

FOR 2022 07

	ORIGINAL ESTIM REV	REVISED EST REV	ACTUAL YTD REVENUE	ACTUAL MTD REVENUE	REMAINING REVENUE	PCT COLL
TOTAL Interest	17,000.00	17,000.00	1,521.83	.00	15,478.17	9.0%
48 Other Revenue						
124 484300 CONCESSION COMMISSIONS	830,000.00	830,000.00	508,044.30	.00	321,955.70	61.2
124 489900 OTHER REVENUE	17,000.00	17,000.00	1,922.10	.00	15,077.90	11.3
TOTAL Other Revenue	847,000.00	847,000.00	509,966.40	.00	337,033.60	60.2%
TOTAL INMATE SUPPLY	864,000.00	864,000.00	511,488.23	.00	352,511.77	59.2%
TOTAL REVENUES	864,000.00	864,000.00	511,488.23	.00	352,511.77	
126 VINE GRANT						
42 Intergovernmental						
126 420370 STATE REVENUE	30,171.00	30,171.00	15,071.84	.00	15,099.16	50.0
TOTAL Intergovernmental	30,171.00	30,171.00	15,071.84	.00	15,099.16	50.0%
TOTAL VINE GRANT	30,171.00	30,171.00	15,071.84	.00	15,099.16	50.0%
TOTAL REVENUES	30,171.00	30,171.00	15,071.84	.00	15,099.16	
128 HOMELAND SECURITY GRANT						
42 Intergovernmental						
128 423000 2014 HSGP HOMELAND SECU	25,000.00	155,466.00	15,050.00	2,550.00	140,416.00	9.7
TOTAL Intergovernmental	25,000.00	155,466.00	15,050.00	2,550.00	140,416.00	9.7%
TOTAL HOMELAND SECURITY GRANT	25,000.00	155,466.00	15,050.00	2,550.00	140,416.00	9.7%
TOTAL REVENUES	25,000.00	155,466.00	15,050.00	2,550.00	140,416.00	
129 HAZARD MITIGATION GRANT-EM						
42 Intergovernmental						

REVENUE SUMMARIES REPORT
ACCOUNT SUMMARY APRIL 2022

FOR 2022 07

	ORIGINAL ESTIM REV	REVISED EST REV	ACTUAL YTD REVENUE	ACTUAL MTD REVENUE	REMAINING REVENUE	PCT COLL
129 423300 HAZARD MITIGATION GRANT	.00	185,600.00	.00	.00	185,600.00	.0
129 423400 HAZARD MITIGATION INKIN	.00	58,000.00	.00	.00	58,000.00	.0
TOTAL Intergovernmental	.00	243,600.00	.00	.00	243,600.00	.0%
TOTAL HAZARD MITIGATION GRANT-	.00	243,600.00	.00	.00	243,600.00	.0%
TOTAL REVENUES	.00	243,600.00	.00	.00	243,600.00	
130 PROJECT SAFE NEIGHBORHOOD						
42 Intergovernmental						
130 420100 GRANT REVENUE	89,839.00	89,839.00	19,566.54	504.59	70,272.46	21.8
TOTAL Intergovernmental	89,839.00	89,839.00	19,566.54	504.59	70,272.46	21.8%
TOTAL PROJECT SAFE NEIGHBORHOO	89,839.00	89,839.00	19,566.54	504.59	70,272.46	21.8%
TOTAL REVENUES	89,839.00	89,839.00	19,566.54	504.59	70,272.46	
142 LEOSE SHERIFF						
42 Intergovernmental						
142 424700 LEOSE REVENUE	119,188.00	119,188.00	21,249.58	.00	97,938.42	17.8
TOTAL Intergovernmental	119,188.00	119,188.00	21,249.58	.00	97,938.42	17.8%
47 Interest						
142 470000 INTEREST INCOME	1,500.00	1,500.00	467.46	58.54	1,032.54	31.2
TOTAL Interest	1,500.00	1,500.00	467.46	58.54	1,032.54	31.2%
TOTAL LEOSE SHERIFF	120,688.00	120,688.00	21,717.04	58.54	98,970.96	18.0%
TOTAL REVENUES	120,688.00	120,688.00	21,717.04	58.54	98,970.96	
145 SHERIFF COMMISSARY SALARY						

REVENUE SUMMARIES REPORT
ACCOUNT SUMMARY APRIL 2022

FOR 2022 07

	ORIGINAL ESTIM REV	REVISED EST REV	ACTUAL YTD REVENUE	ACTUAL MTD REVENUE	REMAINING REVENUE	PCT COLL
42 Intergovernmental						
145 424500 COMMISSARY SALARY REIMB	680,525.00	680,525.00	351,148.40	57,543.51	329,376.60	51.6
TOTAL Intergovernmental	680,525.00	680,525.00	351,148.40	57,543.51	329,376.60	51.6%
TOTAL SHERIFF COMMISSARY SALAR	680,525.00	680,525.00	351,148.40	57,543.51	329,376.60	51.6%
TOTAL REVENUES	680,525.00	680,525.00	351,148.40	57,543.51	329,376.60	
146 LECD EMER COMMUNICATION GRANT						
42 Intergovernmental						
146 420410 GRANT REVENUE LECD	.00	11,724.00	.00	.00	11,724.00	.0
TOTAL Intergovernmental	.00	11,724.00	.00	.00	11,724.00	.0%
TOTAL LECD EMER COMMUNICATION	.00	11,724.00	.00	.00	11,724.00	.0%
TOTAL REVENUES	.00	11,724.00	.00	.00	11,724.00	
148 MAT RE-ENTRY PROGRAM						
42 Intergovernmental						
148 420100 GRANT REVENUE	214,049.00	214,049.00	1,318.30	.00	212,730.70	.6
TOTAL Intergovernmental	214,049.00	214,049.00	1,318.30	.00	212,730.70	.6%
TOTAL MAT RE-ENTRY PROGRAM	214,049.00	214,049.00	1,318.30	.00	212,730.70	.6%
TOTAL REVENUES	214,049.00	214,049.00	1,318.30	.00	212,730.70	
150 TAG GRANT						
42 Intergovernmental						
150 420100 GRANT REVENUE	845,891.00	845,891.00	397,486.39	63,130.71	448,404.61	47.0

REVENUE SUMMARIES REPORT
ACCOUNT SUMMARY APRIL 2022

FOR 2022 07

	ORIGINAL ESTIM REV	REVISED EST REV	ACTUAL YTD REVENUE	ACTUAL MTD REVENUE	REMAINING REVENUE	PCT COLL
TOTAL Intergovernmental	845,891.00	845,891.00	397,486.39	63,130.71	448,404.61	47.0%
TOTAL TAG GRANT	845,891.00	845,891.00	397,486.39	63,130.71	448,404.61	47.0%
TOTAL REVENUES	845,891.00	845,891.00	397,486.39	63,130.71	448,404.61	
161 CDA BUSINESS CRIMES						
43 Fees						
161 434200 BAD CHECK COLLECTION FE	60,000.00	60,000.00	.00	.00	60,000.00	.0
TOTAL Fees	60,000.00	60,000.00	.00	.00	60,000.00	.0%
47 Interest						
161 470000 INTEREST INCOME	380.00	380.00	.00	.00	380.00	.0
TOTAL Interest	380.00	380.00	.00	.00	380.00	.0%
48 Other Revenue						
161 481500 OTHER REFUNDS/REIMBURSE	38,005.00	38,005.00	.00	.00	38,005.00	.0
161 489900 OTHER REVENUE	10,115.00	10,115.00	.00	.00	10,115.00	.0
TOTAL Other Revenue	48,120.00	48,120.00	.00	.00	48,120.00	.0%
TOTAL CDA BUSINESS CRIMES	108,500.00	108,500.00	.00	.00	108,500.00	.0%
TOTAL REVENUES	108,500.00	108,500.00	.00	.00	108,500.00	
163 CDA CONTRABAND						
47 Interest						
163 470000 INTEREST INCOME	500.00	500.00	.00	.00	500.00	.0

REVENUE SUMMARIES REPORT
ACCOUNT SUMMARY APRIL 2022

FOR 2022 07

	ORIGINAL ESTIM REV	REVISED EST REV	ACTUAL YTD REVENUE	ACTUAL MTD REVENUE	REMAINING REVENUE	PCT COLL
TOTAL Interest	500.00	500.00	.00	.00	500.00	.0%
48 Other Revenue						
163 489900 OTHER REVENUE	76,000.00	76,000.00	.00	.00	76,000.00	.0
TOTAL Other Revenue	76,000.00	76,000.00	.00	.00	76,000.00	.0%
TOTAL CDA CONTRABAND	76,500.00	76,500.00	.00	.00	76,500.00	.0%
TOTAL REVENUES	76,500.00	76,500.00	.00	.00	76,500.00	
164 CDA SPATTF GRANT						
42 Intergovernmental						
164 420100 GRANT REVENUE	.00	29,960.00	29,960.00	.00	.00	100.0
164 420300 STATE GRANT REVENUE	446,785.00	446,785.00	180,031.46	.00	266,753.54	40.3
164 420400 SPATTF REVENUE-FEDERAL	.00	.00	-110.50	.00	110.50	100.0
TOTAL Intergovernmental	446,785.00	476,745.00	209,880.96	.00	266,864.04	44.0%
47 Interest						
164 470010 INTEREST INCOME-PROGRAM	.00	.00	7,886.29	17.56	-7,886.29	100.0
164 470100 INTEREST INCOME-FEDERAL	.00	.00	1,826.89	.58	-1,826.89	100.0
TOTAL Interest	.00	.00	9,713.18	18.14	-9,713.18	100.0%
48 Other Revenue						
164 480000 IN-KIND REVENUE	185,098.00	216,964.00	141,001.21	15,424.83	75,962.79	65.0
164 480520 SPATTF PROGRAM INCOME	36,628.00	36,628.00	56,400.47	6,125.99	-19,772.47	154.0
TOTAL Other Revenue	221,726.00	253,592.00	197,401.68	21,550.82	56,190.32	77.8%
80 Transfers						

REVENUE SUMMARIES REPORT
ACCOUNT SUMMARY APRIL 2022

FOR 2022 07

	ORIGINAL ESTIM REV	REVISED EST REV	ACTUAL YTD REVENUE	ACTUAL MTD REVENUE	REMAINING REVENUE	PCT COLL
164 801100 XFER FROM GENERAL FUND	218,469.00	218,469.00	61,536.79	.00	156,932.21	28.2
TOTAL Transfers	218,469.00	218,469.00	61,536.79	.00	156,932.21	28.2%
TOTAL CDA SPATTF GRANT	886,980.00	948,806.00	478,532.61	21,568.96	470,273.39	50.4%
TOTAL REVENUES	886,980.00	948,806.00	478,532.61	21,568.96	470,273.39	
166 CDA JAG GRANT						
42 Intergovernmental						
166 422600 FEDERAL GRANT REVENUE-J	88,428.00	88,428.00	88,428.00	.00	.00	100.0
166 422800 FEDERAL GRANT REVENUE-J	64,807.00	64,807.00	67,086.94	.00	-2,279.94	103.5
TOTAL Intergovernmental	153,235.00	153,235.00	155,514.94	.00	-2,279.94	101.5%
47 Interest						
166 470020 INTEREST REVENUE JAG19	.00	.00	1,219.58	18.15	-1,219.58	100.0
166 470120 INTEREST REVENUE JAG20	.00	.00	194.34	25.46	-194.34	100.0
TOTAL Interest	.00	.00	1,413.92	43.61	-1,413.92	100.0%
TOTAL CDA JAG GRANT	153,235.00	153,235.00	156,928.86	43.61	-3,693.86	102.4%
TOTAL REVENUES	153,235.00	153,235.00	156,928.86	43.61	-3,693.86	
168 CDA Border Prosecution Unit						
42 Intergovernmental						
168 420100 GRANT REVENUE	273,772.00	273,772.00	73,955.89	14,750.82	199,816.11	27.0
TOTAL Intergovernmental	273,772.00	273,772.00	73,955.89	14,750.82	199,816.11	27.0%
TOTAL CDA Border Prosecution U	273,772.00	273,772.00	73,955.89	14,750.82	199,816.11	27.0%
TOTAL REVENUES	273,772.00	273,772.00	73,955.89	14,750.82	199,816.11	

REVENUE SUMMARIES REPORT
ACCOUNT SUMMARY APRIL 2022

FOR 2022 07

	ORIGINAL ESTIM REV	REVISED EST REV	ACTUAL YTD REVENUE	ACTUAL MTD REVENUE	REMAINING REVENUE	PCT COLL
171 CDA VOCA VICTIM ADV PROJECT						
42 Intergovernmental						
171 420300 STATE GRANT REVENUE	119,970.00	119,970.00	59,304.94	12,744.88	60,665.06	49.4
TOTAL Intergovernmental	119,970.00	119,970.00	59,304.94	12,744.88	60,665.06	49.4%
80 Transfers						
171 801100 XFER FROM GENERAL FUND	29,993.00	29,993.00	14,826.24	3,186.22	15,166.76	49.4
TOTAL Transfers	29,993.00	29,993.00	14,826.24	3,186.22	15,166.76	49.4%
TOTAL CDA VOCA VICTIM ADV PROJ	149,963.00	149,963.00	74,131.18	15,931.10	75,831.82	49.4%
TOTAL REVENUES	149,963.00	149,963.00	74,131.18	15,931.10	75,831.82	
201 GEN OB REFUNDING BOND SRS 2016						
40 Tax Collections						
201 400100 CURRENT AD VALOREM TAXE	5,120,199.00	5,120,199.00	5,064,407.42	39,275.95	55,791.58	98.9
201 400400 PEN & INT - CURRENT LEV	20,993.00	20,993.00	14,920.41	3,828.07	6,072.59	71.1
201 400500 DELIQ TAXES - PRIOR YEA	31,233.00	31,233.00	29,048.09	4,893.09	2,184.91	93.0
201 400600 PEN & INT - PRIOR YEARS	15,873.00	15,873.00	14,813.04	1,991.71	1,059.96	93.3
TOTAL Tax Collections	5,188,298.00	5,188,298.00	5,123,188.96	49,988.82	65,109.04	98.7%
47 Interest						
201 470000 INTEREST INCOME	10,000.00	10,000.00	7,679.42	708.96	2,320.58	76.8
TOTAL Interest	10,000.00	10,000.00	7,679.42	708.96	2,320.58	76.8%
73 Draws						
201 736100 DRAW FROM RESERVES	534,952.00	534,952.00	.00	.00	534,952.00	.0

REVENUE SUMMARIES REPORT
ACCOUNT SUMMARY APRIL 2022

FOR 2022 07

	ORIGINAL ESTIM REV	REVISED EST REV	ACTUAL YTD REVENUE	ACTUAL MTD REVENUE	REMAINING REVENUE	PCT COLL
TOTAL Draws	534,952.00	534,952.00	.00	.00	534,952.00	.0%
TOTAL GEN OB REFUNDING BOND SR	5,733,250.00	5,733,250.00	5,130,868.38	50,697.78	602,381.62	89.5%
TOTAL REVENUES	5,733,250.00	5,733,250.00	5,130,868.38	50,697.78	602,381.62	

202 UNLIMITED TAX ROAD BONDS

40 Tax Collections

202 400100 CURRENT AD VALOREM TAXE	1,387,970.00	1,387,970.00	1,384,270.92	10,735.41	3,699.08	99.7
202 400400 PEN & INT - CURRENT LEV	5,691.00	5,691.00	4,078.24	1,046.33	1,612.76	71.7
202 400500 DELIQ TAXES - PRIOR YEA	8,467.00	8,467.00	10,066.00	1,695.59	-1,599.00	118.9
202 400600 PEN & INT - PRIOR YEARS	4,303.00	4,303.00	5,133.16	690.19	-830.16	119.3
TOTAL Tax Collections	1,406,431.00	1,406,431.00	1,403,548.32	14,167.52	2,882.68	99.8%

47 Interest

202 470000 INTEREST INCOME	1,200.00	1,200.00	748.40	152.44	451.60	62.4
TOTAL Interest	1,200.00	1,200.00	748.40	152.44	451.60	62.4%

73 Draws

202 736100 DRAW FROM RESERVES	159,457.00	159,457.00	.00	.00	159,457.00	.0
TOTAL Draws	159,457.00	159,457.00	.00	.00	159,457.00	.0%
TOTAL UNLIMITED TAX ROAD BONDS	1,567,088.00	1,567,088.00	1,404,296.72	14,319.96	162,791.28	89.6%
TOTAL REVENUES	1,567,088.00	1,567,088.00	1,404,296.72	14,319.96	162,791.28	

203 GEN OB REFUNDING BOND SRS 2021

40 Tax Collections

203 400100 CURRENT AD VALOREM TAXE	.00	129,709.00	32,846.37	888.57	96,862.63	25.3
------------------------------------	-----	------------	-----------	--------	-----------	------

REVENUE SUMMARIES REPORT
ACCOUNT SUMMARY APRIL 2022

FOR 2022 07

	ORIGINAL ESTIM REV	REVISED EST REV	ACTUAL YTD REVENUE	ACTUAL MTD REVENUE	REMAINING REVENUE	PCT COLL
203 400400 PEN & INT - CURRENT LEV	.00	.00	333.64	86.61	-333.64	100.0
203 400500 DELIQU TAXES - PRIOR YEA	.00	.00	1,247.76	680.72	-1,247.76	100.0
203 400600 PEN & INT - PRIOR YEARS	.00	.00	891.88	277.09	-891.88	100.0
TOTAL Tax Collections	.00	129,709.00	35,319.65	1,932.99	94,389.35	27.2%
47 Interest						
203 470000 INTEREST INCOME	.00	.00	64.41	38.54	-64.41	100.0
TOTAL Interest	.00	.00	64.41	38.54	-64.41	100.0%
48 Other Revenue						
203 489900 OTHER REVENUE	.00	.00	9,963.72	.00	-9,963.72	100.0
TOTAL Other Revenue	.00	.00	9,963.72	.00	-9,963.72	100.0%
80 Transfers						
203 820600 XFER FROM GEN OB REFUND	.00	.00	155,132.65	.00	-155,132.65	100.0
TOTAL Transfers	.00	.00	155,132.65	.00	-155,132.65	100.0%
TOTAL GEN OB REFUNDING BOND SR	.00	129,709.00	200,480.43	1,971.53	-70,771.43	154.6%
TOTAL REVENUES	.00	129,709.00	200,480.43	1,971.53	-70,771.43	
206 GEN OB REFUNDING BOND SRS 2013						
40 Tax Collections						
206 400100 CURRENT AD VALOREM TAXE	710,797.00	710,797.00	501,596.92	.00	209,200.08	70.6
206 400400 PEN & INT - CURRENT LEV	2,914.00	2,914.00	24.11	.00	2,889.89	.8
206 400500 DELIQU TAXES - PRIOR YEA	4,336.00	4,336.00	2,793.23	.00	1,542.77	64.4
206 400600 PEN & INT - PRIOR YEARS	2,203.00	2,203.00	1,168.83	.00	1,034.17	53.1

REVENUE SUMMARIES REPORT
ACCOUNT SUMMARY APRIL 2022

FOR 2022 07

	ORIGINAL ESTIM REV	REVISED EST REV	ACTUAL YTD REVENUE	ACTUAL MTD REVENUE	REMAINING REVENUE	PCT COLL
TOTAL Tax Collections	720,250.00	720,250.00	505,583.09	.00	214,666.91	70.2%
47 Interest						
206 470000 INTEREST INCOME	1,000.00	1,000.00	852.89	.00	147.11	85.3
TOTAL Interest	1,000.00	1,000.00	852.89	.00	147.11	85.3%
73 Draws						
206 736100 DRAW FROM RESERVES	74,800.00	74,800.00	.00	.00	74,800.00	.0
TOTAL Draws	74,800.00	74,800.00	.00	.00	74,800.00	.0%
TOTAL GEN OB REFUNDING BOND SR	796,050.00	796,050.00	506,435.98	.00	289,614.02	63.6%
TOTAL REVENUES	796,050.00	796,050.00	506,435.98	.00	289,614.02	
208 SPECIAL TAX REVENUE BONDS 2020						
47 Interest						
208 470000 INTEREST INCOME	.00	.00	290.49	79.65	-290.49	100.0
TOTAL Interest	.00	.00	290.49	79.65	-290.49	100.0%
80 Transfers						
208 807900 XFER FROM VENUE HOT STV	609,952.00	609,952.00	304,725.75	.00	305,226.25	50.0
TOTAL Transfers	609,952.00	609,952.00	304,725.75	.00	305,226.25	50.0%
TOTAL SPECIAL TAX REVENUE BOND	609,952.00	609,952.00	305,016.24	79.65	304,935.76	50.0%
TOTAL REVENUES	609,952.00	609,952.00	305,016.24	79.65	304,935.76	
301 MPO ROAD CONSTRUCTION						
42 Intergovernmental						

REVENUE SUMMARIES REPORT
ACCOUNT SUMMARY APRIL 2022

FOR 2022 07

	ORIGINAL ESTIM REV	REVISED EST REV	ACTUAL YTD REVENUE	ACTUAL MTD REVENUE	REMAINING REVENUE	PCT COLL
301 421300 TRANSPORTATION IMPROVEM	694,441.00	694,441.00	199,128.78	55,870.25	495,312.22	28.7
TOTAL Intergovernmental	694,441.00	694,441.00	199,128.78	55,870.25	495,312.22	28.7%
47 Interest						
301 470000 INTEREST INCOME	.00	.00	138.35	57.68	-138.35	100.0
TOTAL Interest	.00	.00	138.35	57.68	-138.35	100.0%
80 Transfers						
301 801100 XFER FROM GENERAL FUND	210,000.00	210,000.00	210,000.00	.00	.00	100.0
TOTAL Transfers	210,000.00	210,000.00	210,000.00	.00	.00	100.0%
TOTAL MPO ROAD CONSTRUCTION	904,441.00	904,441.00	409,267.13	55,927.93	495,173.87	45.3%
TOTAL REVENUES	904,441.00	904,441.00	409,267.13	55,927.93	495,173.87	
302 TAX ROAD BOND CONTRUCTION						
47 Interest						
302 470000 INTEREST INCOME	60,000.00	60,000.00	121,901.44	14,192.67	-61,901.44	203.2
TOTAL Interest	60,000.00	60,000.00	121,901.44	14,192.67	-61,901.44	203.2%
73 Draws						
302 736100 DRAW FROM RESERVES	38,786,657.00	38,786,657.00	.00	.00	38,786,657.00	.0
TOTAL Draws	38,786,657.00	38,786,657.00	.00	.00	38,786,657.00	.0%
TOTAL TAX ROAD BOND CONTRUCTIO	38,846,657.00	38,846,657.00	121,901.44	14,192.67	38,724,755.56	.3%
TOTAL REVENUES	38,846,657.00	38,846,657.00	121,901.44	14,192.67	38,724,755.56	

REVENUE SUMMARIES REPORT
ACCOUNT SUMMARY APRIL 2022

FOR 2022 07

	ORIGINAL ESTIM REV	REVISED EST REV	ACTUAL YTD REVENUE	ACTUAL MTD REVENUE	REMAINING REVENUE	PCT COLL
307 CRTC RENOVATIONS #2						
47 Interest						
307 470000 INTEREST INCOME	700.00	4,700.00	5,984.07	705.16	-1,284.07	127.3
TOTAL Interest	700.00	4,700.00	5,984.07	705.16	-1,284.07	127.3%
73 Draws						
307 736100 DRAW FROM RESERVES	60,000.00	60,000.00	.00	.00	60,000.00	.0
TOTAL Draws	60,000.00	60,000.00	.00	.00	60,000.00	.0%
TOTAL CRTC RENOVATIONS #2	60,700.00	64,700.00	5,984.07	705.16	58,715.93	9.2%
TOTAL REVENUES	60,700.00	64,700.00	5,984.07	705.16	58,715.93	
308 VENUE CAPITAL PROJECT						
47 Interest						
308 470000 INTEREST INCOME	5,000.00	5,000.00	7,096.48	465.29	-2,096.48	141.9
TOTAL Interest	5,000.00	5,000.00	7,096.48	465.29	-2,096.48	141.9%
73 Draws						
308 736100 DRAW FROM RESERVES	3,000,000.00	3,000,000.00	.00	.00	3,000,000.00	.0
TOTAL Draws	3,000,000.00	3,000,000.00	.00	.00	3,000,000.00	.0%
TOTAL VENUE CAPITAL PROJECT	3,005,000.00	3,005,000.00	7,096.48	465.29	2,997,903.52	.2%
TOTAL REVENUES	3,005,000.00	3,005,000.00	7,096.48	465.29	2,997,903.52	

401 EMPLOYEE HEALTH BENEFIT

47 Interest

REVENUE SUMMARIES REPORT
ACCOUNT SUMMARY APRIL 2022

FOR 2022 07

	ORIGINAL ESTIM REV	REVISED EST REV	ACTUAL YTD REVENUE	ACTUAL MTD REVENUE	REMAINING REVENUE	PCT COLL
401 470000 INTEREST INCOME	20,000.00	20,000.00	18,620.60	2,190.97	1,379.40	93.1
TOTAL Interest	20,000.00	20,000.00	18,620.60	2,190.97	1,379.40	93.1%
48 Other Revenue						
401 480600 INSURANCE REIMBURSEMENT	50,000.00	50,000.00	15.52	.00	49,984.48	.0
401 483010 SURVIVOR SB872 INSURANC	8,000.00	8,000.00	.00	.00	8,000.00	.0
401 483100 COBRA INSURANCE PREMIUM	20,000.00	20,000.00	2,101.88	275.18	17,898.12	10.5
401 483200 RETIREE INSURANCE PREMI	120,000.00	120,000.00	72,759.90	12,434.90	47,240.10	60.6
401 484400 STOP LOSS REIMBURSEMENT	250,000.00	250,000.00	.00	.00	250,000.00	.0
401 485100 EMPLOYEE MEDICAL SHARE	1,700,000.00	1,700,000.00	900,910.12	126,971.82	799,089.88	53.0
401 485200 COUNTY MEDICAL SHARE	10,614,000.00	10,614,000.00	5,368,008.54	736,229.90	5,245,991.46	50.6
401 489900 OTHER REVENUE	25,000.00	25,000.00	.00	.00	25,000.00	.0
TOTAL Other Revenue	12,787,000.00	12,787,000.00	6,343,795.96	875,911.80	6,443,204.04	49.6%
73 Draws						
401 736100 DRAW FROM RESERVES	1,154,140.00	1,154,140.00	.00	.00	1,154,140.00	.0
TOTAL Draws	1,154,140.00	1,154,140.00	.00	.00	1,154,140.00	.0%
TOTAL EMPLOYEE HEALTH BENEFIT	13,961,140.00	13,961,140.00	6,362,416.56	878,102.77	7,598,723.44	45.6%
TOTAL REVENUES	13,961,140.00	13,961,140.00	6,362,416.56	878,102.77	7,598,723.44	
403 WORKERS COMPENSATION						
47 Interest						
403 470000 INTEREST INCOME	15,000.00	15,000.00	25,131.83	3,157.21	-10,131.83	167.5
TOTAL Interest	15,000.00	15,000.00	25,131.83	3,157.21	-10,131.83	167.5%
48 Other Revenue						
403 480600 INSURANCE REIMBURSEMENT	10,000.00	10,000.00	283.24	9.00	9,716.76	2.8

REVENUE SUMMARIES REPORT
ACCOUNT SUMMARY APRIL 2022

FOR 2022 07

	ORIGINAL ESTIM REV	REVISED EST REV	ACTUAL YTD REVENUE	ACTUAL MTD REVENUE	REMAINING REVENUE	PCT COLL
403 485210 COUNTY W/C SHARE	1,500,000.00	1,500,000.00	1,046,514.08	214,852.14	453,485.92	69.8
403 489900 OTHER REVENUE	500.00	500.00	145.42	57.34	354.58	29.1
TOTAL Other Revenue	1,510,500.00	1,510,500.00	1,046,942.74	214,918.48	463,557.26	69.3%
TOTAL WORKERS COMPENSATION	1,525,500.00	1,525,500.00	1,072,074.57	218,075.69	453,425.43	70.3%
TOTAL REVENUES	1,525,500.00	1,525,500.00	1,072,074.57	218,075.69	453,425.43	
GRAND TOTAL	270,532,070.00	272,132,994.00	169,337,478.74	7,768,295.83	102,798,159.85	62.2%

** END OF REPORT - Generated by Scott, Rhonda **

Revenue Summaries Report

For Fiscal: 2021-2022 Period Ending 04/30/22

Group/Fund Summary

REVENUE SUMMARIES REPORT
GROUP SUMMARY APRIL 2022

FOR 2022 07

	ORIGINAL ESTIM REV	REVISED EST REV	ACTUAL YTD REVENUE	ACTUAL MTD REVENUE	REMAINING REVENUE	PCT COLL
011 GENERAL FUND						
40 Tax Collections	106,944,762.00	106,944,762.00	87,440,848.36	3,053,246.15	19,503,913.64	81.8%
41 Licenses/Permits	192,092.00	192,092.00	100,096.70	6,280.50	91,995.30	52.1%
42 Intergovernmental	2,462,869.00	3,463,471.00	2,459,604.40	211,559.65	1,003,866.60	71.0%
43 Fees	3,243,699.00	3,243,699.00	1,792,003.94	294,546.80	1,451,695.06	55.2%
44 Commissions	4,465,893.00	4,465,893.00	663,475.13	77,229.15	3,802,417.87	14.9%
45 Charges for Services	2,119,007.00	2,119,007.00	813,326.82	183,492.54	1,305,680.18	38.4%
46 Fines/Forfeitures	660,158.00	660,158.00	249,305.95	45,506.02	410,852.05	37.8%
47 Interest	100,000.00	100,000.00	161,187.46	25,255.61	-61,187.46	161.2%
48 Other Revenue	2,144,039.00	2,144,039.00	338,707.35	124,808.61	1,807,976.24	15.8%
73 Draws	3,738,211.00	3,738,211.00	.00	.00	3,738,211.00	.0%
TOTAL REVENUES	126,070,730.00	127,071,332.00	94,018,556.11	4,021,925.03	33,055,420.48	
020 CONSOLIDATED ROAD AND BRIDGE						
42 Intergovernmental	432,500.00	432,500.00	412,130.64	.00	20,369.36	95.3%
45 Charges for Services	2,750,000.00	2,750,000.00	1,408,260.00	221,670.00	1,341,740.00	51.2%
47 Interest	20,000.00	20,000.00	3,987.10	1,522.47	16,012.90	19.9%
48 Other Revenue	372,500.00	372,500.00	120,832.40	277.00	251,667.60	32.4%
73 Draws	937,597.00	937,597.00	.00	.00	937,597.00	.0%
80 Transfers	5,503,273.00	5,537,273.00	5,537,273.00	.00	.00	100.0%
TOTAL REVENUES	10,015,870.00	10,049,870.00	7,482,483.14	223,469.47	2,567,386.86	
031 PRECINCT 1 PARK						
40 Tax Collections	119,768.00	119,768.00	116,262.58	1,053.10	3,505.42	97.1%
47 Interest	8,000.00	8,000.00	1,770.99	205.79	6,229.01	22.1%
48 Other Revenue	8,000.00	8,000.00	8,900.00	1,200.00	-900.00	111.3%
73 Draws	48,398.00	48,398.00	.00	.00	48,398.00	.0%
TOTAL REVENUES	184,166.00	184,166.00	126,933.57	2,458.89	57,232.43	
032 SLATON/ROOSEVELT PARK						
40 Tax Collections	119,768.00	119,768.00	116,262.58	1,053.10	3,505.42	97.1%
47 Interest	1,000.00	1,000.00	306.57	51.38	693.43	30.7%

REVENUE SUMMARIES REPORT
GROUP SUMMARY APRIL 2022

FOR 2022 07

	ORIGINAL ESTIM REV	REVISED EST REV	ACTUAL YTD REVENUE	ACTUAL MTD REVENUE	REMAINING REVENUE	PCT COLL
48 Other Revenue	8,000.00	8,000.00	5,050.00	450.00	2,950.00	63.1%
73 Draws	181,156.00	68,156.00	.00	.00	68,156.00	.0%
TOTAL REVENUES	309,924.00	196,924.00	121,619.15	1,554.48	75,304.85	
033 IDALOU/NEW DEAL PARK						
40 Tax Collections	119,768.00	119,768.00	116,262.58	1,053.10	3,505.42	97.1%
47 Interest	1,000.00	1,000.00	917.94	111.53	82.06	91.8%
48 Other Revenue	6,200.00	6,200.00	3,100.00	700.00	3,100.00	50.0%
73 Draws	65,292.00	65,292.00	.00	.00	65,292.00	.0%
TOTAL REVENUES	192,260.00	192,260.00	120,280.52	1,864.63	71,979.48	
034 SHALLOWATER PARK						
40 Tax Collections	119,768.00	119,768.00	116,262.58	1,053.10	3,505.42	97.1%
47 Interest	1,000.00	1,000.00	957.85	118.60	42.15	95.8%
48 Other Revenue	2,250.00	2,250.00	3,051.00	450.00	-801.00	135.6%
73 Draws	172,708.00	172,708.00	.00	.00	172,708.00	.0%
TOTAL REVENUES	295,726.00	295,726.00	120,271.43	1,621.70	175,454.57	
041 PERMANENT IMPROVEMENT						
40 Tax Collections	2,395,366.00	2,395,366.00	2,325,248.33	21,062.07	70,117.67	97.1%
47 Interest	35,000.00	35,000.00	12,502.39	2,304.94	22,497.61	35.7%
48 Other Revenue	483,732.00	483,732.00	282,177.00	40,311.00	201,555.00	58.3%
73 Draws	2,000,000.00	2,000,000.00	.00	.00	2,000,000.00	.0%
80 Transfers	2,384,027.00	2,384,027.00	2,384,027.00	.00	.00	100.0%
TOTAL REVENUES	7,298,125.00	7,298,125.00	5,003,954.72	63,678.01	2,294,170.28	
043 LCETRZ NO1 TAX INCREMENT FUND						
47 Interest	1,000.00	1,000.00	491.43	73.83	508.57	49.1%
80 Transfers	188,025.00	188,025.00	188,357.46	.00	-332.46	100.2%
TOTAL REVENUES	189,025.00	189,025.00	188,848.89	73.83	176.11	
046 TJJJ (P) JJAEP GRANT						

REVENUE SUMMARIES REPORT
GROUP SUMMARY APRIL 2022

FOR 2022 07

	ORIGINAL ESTIM REV	REVISED EST REV	ACTUAL YTD REVENUE	ACTUAL MTD REVENUE	REMAINING REVENUE	PCT COLL
42 Intergovernmental	80,000.00	80,000.00	34,145.50	4,644.00	45,854.50	42.7%
TOTAL REVENUES	80,000.00	80,000.00	34,145.50	4,644.00	45,854.50	
047 TJJD (R) REG DIVERSION GRANT						
42 Intergovernmental	15,628.00	15,628.00	12,793.98	.00	2,834.02	81.9%
TOTAL REVENUES	15,628.00	15,628.00	12,793.98	.00	2,834.02	
049 TJJD (S) PREV/INTER GRANT						
42 Intergovernmental	.00	66,000.00	49,500.00	5,500.00	16,500.00	75.0%
TOTAL REVENUES	.00	66,000.00	49,500.00	5,500.00	16,500.00	
050 JUVENILE STAR PROGRAM						
42 Intergovernmental	425,000.00	425,000.00	425,000.00	425,000.00	.00	100.0%
48 Other Revenue	1,895.00	1,895.00	.00	.00	1,895.00	.0%
80 Transfers	198,595.00	198,595.00	175,000.00	175,000.00	23,595.00	88.1%
TOTAL REVENUES	625,490.00	625,490.00	600,000.00	600,000.00	25,490.00	
051 JUVENILE PROBATION						
45 Charges for Services	5,000.00	5,000.00	2,419.00	.00	2,581.00	48.4%
47 Interest	75,000.00	75,000.00	18,900.16	2,507.34	56,099.84	25.2%
48 Other Revenue	2,000.00	2,000.00	555.99	.00	1,444.01	27.8%
80 Transfers	7,966,144.00	7,966,144.00	4,646,917.30	663,845.34	3,319,226.70	58.3%
TOTAL REVENUES	8,048,144.00	8,048,144.00	4,668,792.45	666,352.68	3,379,351.55	
054 TJJD (A) JUV PROB COMM GRANT						
42 Intergovernmental	1,649,081.00	1,681,081.00	1,203,098.27	138,772.00	477,982.73	71.6%
80 Transfers	461,372.00	461,372.00	.00	.00	461,372.00	.0%
TOTAL REVENUES	2,110,453.00	2,142,453.00	1,203,098.27	138,772.00	939,354.73	
055 JUVENILE DETENTION						

REVENUE SUMMARIES REPORT
GROUP SUMMARY APRIL 2022

FOR 2022 07

	ORIGINAL ESTIM REV	REVISED EST REV	ACTUAL YTD REVENUE	ACTUAL MTD REVENUE	REMAINING REVENUE	PCT COLL
45 Charges for Services	500,000.00	500,000.00	436,255.00	79,310.00	63,745.00	87.3%
80 Transfers	4,603,377.00	4,603,377.00	.00	.00	4,603,377.00	.0%
TOTAL REVENUES	5,103,377.00	5,103,377.00	436,255.00	79,310.00	4,667,122.00	
057 JUVENILE FOOD SERVICE						
42 Intergovernmental	157,449.00	157,449.00	72,059.89	6,405.19	85,389.11	45.8%
80 Transfers	230,963.00	230,963.00	.00	.00	230,963.00	.0%
TOTAL REVENUES	388,412.00	388,412.00	72,059.89	6,405.19	316,352.11	
064 TJJD (E) TITLE IV E GRANT						
42 Intergovernmental	98,000.00	98,000.00	3,118.91	.00	94,881.09	3.2%
80 Transfers	106,400.00	106,400.00	.00	.00	106,400.00	.0%
TOTAL REVENUES	204,400.00	204,400.00	3,118.91	.00	201,281.09	
066 CJD RE ENTRY DRUG COURT GRANT						
42 Intergovernmental	40,943.00	40,943.00	.00	.00	40,943.00	.0%
TOTAL REVENUES	40,943.00	40,943.00	.00	.00	40,943.00	
067 CJD DWI COURT GRANT						
42 Intergovernmental	32,951.00	32,951.00	2,715.12	.00	30,235.88	8.2%
TOTAL REVENUES	32,951.00	32,951.00	2,715.12	.00	30,235.88	
070 ON LINE ACCESS						
43 Fees	35,000.00	35,000.00	6,890.00	.00	28,110.00	19.7%
47 Interest	4,000.00	4,000.00	998.32	121.32	3,001.68	25.0%
73 Draws	146,000.00	146,000.00	.00	.00	146,000.00	.0%
TOTAL REVENUES	185,000.00	185,000.00	7,888.32	121.32	177,111.68	
072 CJD DRUG COURT GRANT						

REVENUE SUMMARIES REPORT
GROUP SUMMARY APRIL 2022

FOR 2022 07

	ORIGINAL ESTIM REV	REVISED EST REV	ACTUAL YTD REVENUE	ACTUAL MTD REVENUE	REMAINING REVENUE	PCT COLL
42 Intergovernmental	44,092.00	44,092.00	6,285.10	.00	37,806.90	14.3%
TOTAL REVENUES	44,092.00	44,092.00	6,285.10	.00	37,806.90	
074 COUNTY DRUG COURT COURT COST						
43 Fees	18,520.00	18,520.00	10,411.63	.00	8,108.37	56.2%
47 Interest	700.00	700.00	753.12	93.20	-53.12	107.6%
73 Draws	14,020.00	14,020.00	.00	.00	14,020.00	.0%
TOTAL REVENUES	33,240.00	33,240.00	11,164.75	93.20	22,075.25	
075 DISPUTE RESOLUTION						
43 Fees	371,350.00	371,350.00	186,077.83	32,109.77	185,272.17	50.1%
47 Interest	.00	.00	2.46	.00	-2.46	100.0%
TOTAL REVENUES	371,350.00	371,350.00	186,080.29	32,109.77	185,269.71	
076 USDA AG MEDIATION GRANT						
42 Intergovernmental	300,000.00	300,000.00	60,264.54	.00	239,735.46	20.1%
43 Fees	1,500.00	1,500.00	700.00	12.50	800.00	46.7%
48 Other Revenue	118,500.00	118,500.00	568.79	.00	117,931.21	.5%
80 Transfers	.00	.00	25,258.87	.00	-25,258.87	100.0%
TOTAL REVENUES	420,000.00	420,000.00	86,792.20	12.50	333,207.80	
077 DOMESTIC RELATIONS OFFICE						
43 Fees	227,110.00	227,110.00	106,122.34	16,924.56	120,987.66	46.7%
47 Interest	.00	.00	69.13	11.49	-69.13	100.0%
TOTAL REVENUES	227,110.00	227,110.00	106,191.47	16,936.05	120,918.53	
078 MEDIATION & MENTAL HEALTH GRAN						
42 Intergovernmental	8,759.00	8,759.00	4,741.46	.00	4,017.54	54.1%
48 Other Revenue	4,791.00	4,791.00	1,146.53	.00	3,644.47	23.9%

REVENUE SUMMARIES REPORT
GROUP SUMMARY APRIL 2022

FOR 2022 07

	ORIGINAL ESTIM REV	REVISED EST REV	ACTUAL YTD REVENUE	ACTUAL MTD REVENUE	REMAINING REVENUE	PCT COLL
80 Transfers	1,052.00	1,052.00	738.71	.00	313.29	70.2%
TOTAL REVENUES	14,602.00	14,602.00	6,626.70	.00	7,975.30	
079 VENUE HOT & STVR TAX						
40 Tax Collections	2,305,000.00	2,305,000.00	1,469,029.27	306,542.67	835,970.73	63.7%
47 Interest	40,000.00	40,000.00	4,701.54	1,776.71	35,298.46	11.8%
48 Other Revenue	.00	.00	6,395.78	.00	-6,395.78	100.0%
TOTAL REVENUES	2,345,000.00	2,345,000.00	1,480,126.59	308,319.38	864,873.41	
081 LAW LIBRARY						
45 Charges for Services	172,200.00	172,200.00	89,485.64	10,645.17	82,714.36	52.0%
47 Interest	.00	.00	6.28	3.77	-6.28	100.0%
48 Other Revenue	200.00	200.00	59.40	5.30	140.60	29.7%
80 Transfers	30,475.00	30,475.00	30,475.00	.00	.00	100.0%
TOTAL REVENUES	202,875.00	202,875.00	120,026.32	10,654.24	82,848.68	
083 ELECTION SERVICES						
45 Charges for Services	769,775.00	769,775.00	.00	.00	769,775.00	.0%
TOTAL REVENUES	769,775.00	769,775.00	.00	.00	769,775.00	
084 HELP AMERICA VOTE ACT						
42 Intergovernmental	.00	.00	4,024,697.00	.00	-4,024,697.00	100.0%
TOTAL REVENUES	.00	.00	4,024,697.00	.00	-4,024,697.00	
085 ELECTION ADMINISTRATION						
45 Charges for Services	64,000.00	64,000.00	.00	.00	64,000.00	.0%
47 Interest	.00	.00	640.42	76.97	-640.42	100.0%
TOTAL REVENUES	64,000.00	64,000.00	640.42	76.97	63,359.58	
086 ELECTION EQUIPMENT						

REVENUE SUMMARIES REPORT
GROUP SUMMARY APRIL 2022

FOR 2022 07

	ORIGINAL ESTIM REV	REVISED EST REV	ACTUAL YTD REVENUE	ACTUAL MTD REVENUE	REMAINING REVENUE	PCT COLL
45 Charges for Services	75,000.00	75,000.00	.00	.00	75,000.00	.0%
47 Interest	.00	.00	773.83	79.21	-773.83	100.0%
73 Draws	100.00	100.00	.00	.00	100.00	.0%
TOTAL REVENUES	75,100.00	75,100.00	773.83	79.21	74,326.17	
090 DIST CLK RECORDS MGT. AND PRES						
43 Fees	18,800.00	18,800.00	4,736.12	138.94	14,063.88	25.2%
47 Interest	600.00	600.00	203.49	24.02	396.51	33.9%
73 Draws	22,301.00	22,301.00	.00	.00	22,301.00	.0%
TOTAL REVENUES	41,701.00	41,701.00	4,939.61	162.96	36,761.39	
091 CTY CLK RECORDS MGT. AND PRES						
43 Fees	545,725.00	545,725.00	368,959.11	64,428.43	176,765.89	67.6%
47 Interest	10,000.00	10,000.00	13,708.41	1,715.94	-3,708.41	137.1%
73 Draws	90,267.00	90,267.00	.00	.00	90,267.00	.0%
TOTAL REVENUES	645,992.00	645,992.00	382,667.52	66,144.37	263,324.48	
092 CTY RECORDS MGT. AND PRES						
43 Fees	58,000.00	58,000.00	59,078.45	8,897.38	-1,078.45	101.9%
47 Interest	6,000.00	6,000.00	1,087.55	138.32	4,912.45	18.1%
73 Draws	18,948.00	18,948.00	.00	.00	18,948.00	.0%
TOTAL REVENUES	82,948.00	82,948.00	60,166.00	9,035.70	22,782.00	
093 COURTHOUSE SECURITY						
43 Fees	110,000.00	110,000.00	83,514.80	12,707.96	26,485.20	75.9%
47 Interest	.00	.00	45.14	2.50	-45.14	100.0%
TOTAL REVENUES	110,000.00	110,000.00	83,559.94	12,710.46	26,440.06	
094 COURT RECORD PRESERVATION						

REVENUE SUMMARIES REPORT
GROUP SUMMARY APRIL 2022

FOR 2022 07

	ORIGINAL ESTIM REV	REVISED EST REV	ACTUAL YTD REVENUE	ACTUAL MTD REVENUE	REMAINING REVENUE	PCT COLL
43 Fees	48,000.00	48,000.00	11,532.65	98.85	36,467.35	24.0%
47 Interest	600.00	600.00	852.97	104.27	-252.97	142.2%
TOTAL REVENUES	48,600.00	48,600.00	12,385.62	203.12	36,214.38	
095 LOCAL TRUANCY PREVENT & DIVERS						
43 Fees	10,000.00	10,000.00	6,919.73	.00	3,080.27	69.2%
47 Interest	15.00	15.00	77.40	10.83	-62.40	516.0%
73 Draws	9,318.00	9,318.00	.00	.00	9,318.00	.0%
TOTAL REVENUES	19,333.00	19,333.00	6,997.13	10.83	12,335.87	
096 HISTORICAL COMMISSION						
47 Interest	600.00	600.00	42.72	6.62	557.28	7.1%
80 Transfers	5,550.00	5,550.00	5,550.00	.00	.00	100.0%
TOTAL REVENUES	6,150.00	6,150.00	5,592.72	6.62	557.28	
097 CHILD ABUSE PREVENTION						
43 Fees	1,000.00	1,000.00	256.22	54.55	743.78	25.6%
47 Interest	25.00	25.00	12.87	1.60	12.13	51.5%
73 Draws	4,000.00	4,000.00	.00	.00	4,000.00	.0%
TOTAL REVENUES	5,025.00	5,025.00	269.09	56.15	4,755.91	
099 CTY/DIST COURT TECHNOLOGY						
43 Fees	6,100.00	6,100.00	1,915.72	29.94	4,184.28	31.4%
47 Interest	750.00	750.00	224.94	27.57	525.06	30.0%
73 Draws	150.00	150.00	.00	.00	150.00	.0%
TOTAL REVENUES	7,000.00	7,000.00	2,140.66	57.51	4,859.34	
102 DIST COURT RECORDS TECHNOLOGY						
43 Fees	32,000.00	32,000.00	8,860.97	182.55	23,139.03	27.7%

REVENUE SUMMARIES REPORT
GROUP SUMMARY APRIL 2022

FOR 2022 07

	ORIGINAL ESTIM REV	REVISED EST REV	ACTUAL YTD REVENUE	ACTUAL MTD REVENUE	REMAINING REVENUE	PCT COLL
47 Interest	1,500.00	1,500.00	318.26	39.55	1,181.74	21.2%
73 Draws	30,750.00	30,750.00	.00	.00	30,750.00	.0%
TOTAL REVENUES	64,250.00	64,250.00	9,179.23	222.10	55,070.77	
103 COUNTY CLERK RECORDS ARCHIVES						
43 Fees	550,000.00	550,000.00	366,900.00	63,970.00	183,100.00	66.7%
47 Interest	10,000.00	10,000.00	9,512.30	1,212.76	487.70	95.1%
73 Draws	880,000.00	880,000.00	.00	.00	880,000.00	.0%
TOTAL REVENUES	1,440,000.00	1,440,000.00	376,412.30	65,182.76	1,063,587.70	
105 COMMUNITY/ECONOMIC DEV PRG						
42 Intergovernmental	16,000.00	16,000.00	.00	.00	16,000.00	.0%
47 Interest	700.00	700.00	1,201.82	142.03	-501.82	171.7%
73 Draws	6,800.00	6,800.00	.00	.00	6,800.00	.0%
TOTAL REVENUES	23,500.00	23,500.00	1,201.82	142.03	22,298.18	
106 AMERICAN RESCUE PLAN ACT						
42 Intergovernmental	.00	30,162,194.00	30,162,193.50	.00	.50	100.0%
47 Interest	.00	.00	97,863.76	8,630.77	-97,863.76	100.0%
73 Draws	30,162,197.00	.00	.00	.00	.00	.0%
TOTAL REVENUES	30,162,197.00	30,162,194.00	30,260,057.26	8,630.77	-97,863.26	
108 JP1 JUSTICE COURT TECHNOLOGY						
43 Fees	7,500.00	7,500.00	2,470.17	61.95	5,029.83	32.9%
47 Interest	1,500.00	1,500.00	219.61	26.22	1,280.39	14.6%
73 Draws	49,153.00	49,153.00	.00	.00	49,153.00	.0%
TOTAL REVENUES	58,153.00	58,153.00	2,689.78	88.17	55,463.22	
109 JP2 JUSTICE COURT TECHNOLOGY						

REVENUE SUMMARIES REPORT
GROUP SUMMARY APRIL 2022

FOR 2022 07

	ORIGINAL ESTIM REV	REVISED EST REV	ACTUAL YTD REVENUE	ACTUAL MTD REVENUE	REMAINING REVENUE	PCT COLL
43 Fees	2,000.00	2,000.00	705.06	56.80	1,294.94	35.3%
47 Interest	333.00	333.00	315.73	36.83	17.27	94.8%
73 Draws	40,479.00	40,479.00	.00	.00	40,479.00	.0%
TOTAL REVENUES	42,812.00	42,812.00	1,020.79	93.63	41,791.21	
110 JP3 JUSTICE COURT TECHNOLOGY						
43 Fees	2,000.00	2,000.00	1,262.79	279.92	737.21	63.1%
47 Interest	101.00	101.00	92.74	11.33	8.26	91.8%
73 Draws	13,599.00	13,599.00	.00	.00	13,599.00	.0%
TOTAL REVENUES	15,700.00	15,700.00	1,355.53	291.25	14,344.47	
111 JP4 JUSTICE COURT TECHNOLOGY						
43 Fees	7,330.00	7,330.00	2,475.37	58.33	4,854.63	33.8%
47 Interest	300.00	300.00	283.02	33.97	16.98	94.3%
73 Draws	920.00	920.00	.00	.00	920.00	.0%
TOTAL REVENUES	8,550.00	8,550.00	2,758.39	92.30	5,791.61	
112 COURT FACILITY FEE						
43 Fees	.00	.00	28,100.04	5,880.00	-28,100.04	100.0%
47 Interest	.00	.00	14.03	9.70	-14.03	100.0%
TOTAL REVENUES	.00	.00	28,114.07	5,889.70	-28,114.07	
115 LANGUAGE ACCESS						
43 Fees	.00	.00	10,318.20	2,619.02	-10,318.20	100.0%
47 Interest	.00	.00	5.06	3.56	-5.06	100.0%
TOTAL REVENUES	.00	.00	10,323.26	2,622.58	-10,323.26	
122 SHERIFF CONTRABAND						
46 Fines/Forfeitures	250,000.00	250,000.00	133,620.00	.00	116,380.00	53.4%

REVENUE SUMMARIES REPORT
GROUP SUMMARY APRIL 2022

FOR 2022 07

	ORIGINAL ESTIM REV	REVISED EST REV	ACTUAL YTD REVENUE	ACTUAL MTD REVENUE	REMAINING REVENUE	PCT COLL
47 Interest	3,500.00	3,500.00	235.10	.00	3,264.90	6.7%
48 Other Revenue	10,000.00	10,000.00	6,840.00	.00	3,160.00	68.4%
TOTAL REVENUES	263,500.00	263,500.00	140,695.10	.00	122,804.90	
124 INMATE SUPPLY						
47 Interest	17,000.00	17,000.00	1,521.83	.00	15,478.17	9.0%
48 Other Revenue	847,000.00	847,000.00	509,966.40	.00	337,033.60	60.2%
TOTAL REVENUES	864,000.00	864,000.00	511,488.23	.00	352,511.77	
126 VINE GRANT						
42 Intergovernmental	30,171.00	30,171.00	15,071.84	.00	15,099.16	50.0%
TOTAL REVENUES	30,171.00	30,171.00	15,071.84	.00	15,099.16	
128 HOMELAND SECURITY GRANT						
42 Intergovernmental	25,000.00	155,466.00	15,050.00	2,550.00	140,416.00	9.7%
TOTAL REVENUES	25,000.00	155,466.00	15,050.00	2,550.00	140,416.00	
129 HAZARD MITIGATION GRANT-EM						
42 Intergovernmental	.00	243,600.00	.00	.00	243,600.00	.0%
TOTAL REVENUES	.00	243,600.00	.00	.00	243,600.00	
130 PROJECT SAFE NEIGHBORHOOD						
42 Intergovernmental	89,839.00	89,839.00	19,566.54	504.59	70,272.46	21.8%
TOTAL REVENUES	89,839.00	89,839.00	19,566.54	504.59	70,272.46	
142 LEOSE SHERIFF						

REVENUE SUMMARIES REPORT
GROUP SUMMARY APRIL 2022

FOR 2022 07

	ORIGINAL ESTIM REV	REVISED EST REV	ACTUAL YTD REVENUE	ACTUAL MTD REVENUE	REMAINING REVENUE	PCT COLL
42 Intergovernmental	119,188.00	119,188.00	21,249.58	.00	97,938.42	17.8%
47 Interest	1,500.00	1,500.00	467.46	58.54	1,032.54	31.2%
TOTAL REVENUES	120,688.00	120,688.00	21,717.04	58.54	98,970.96	
145 SHERIFF COMMISSARY SALARY						
42 Intergovernmental	680,525.00	680,525.00	351,148.40	57,543.51	329,376.60	51.6%
TOTAL REVENUES	680,525.00	680,525.00	351,148.40	57,543.51	329,376.60	
146 LECD EMER COMMUNICATION GRANT						
42 Intergovernmental	.00	11,724.00	.00	.00	11,724.00	.0%
TOTAL REVENUES	.00	11,724.00	.00	.00	11,724.00	
148 MAT RE-ENTRY PROGRAM						
42 Intergovernmental	214,049.00	214,049.00	1,318.30	.00	212,730.70	.6%
TOTAL REVENUES	214,049.00	214,049.00	1,318.30	.00	212,730.70	
150 TAG GRANT						
42 Intergovernmental	845,891.00	845,891.00	397,486.39	63,130.71	448,404.61	47.0%
TOTAL REVENUES	845,891.00	845,891.00	397,486.39	63,130.71	448,404.61	
161 CDA BUSINESS CRIMES						
43 Fees	60,000.00	60,000.00	.00	.00	60,000.00	.0%
47 Interest	380.00	380.00	.00	.00	380.00	.0%
48 Other Revenue	48,120.00	48,120.00	.00	.00	48,120.00	.0%
TOTAL REVENUES	108,500.00	108,500.00	.00	.00	108,500.00	
163 CDA CONTRABAND						

REVENUE SUMMARIES REPORT
GROUP SUMMARY APRIL 2022

FOR 2022 07

	ORIGINAL ESTIM REV	REVISED EST REV	ACTUAL YTD REVENUE	ACTUAL MTD REVENUE	REMAINING REVENUE	PCT COLL
47 Interest	500.00	500.00	.00	.00	500.00	.0%
48 Other Revenue	76,000.00	76,000.00	.00	.00	76,000.00	.0%
TOTAL REVENUES	76,500.00	76,500.00	.00	.00	76,500.00	
164 CDA SPATTF GRANT						
42 Intergovernmental	446,785.00	476,745.00	209,880.96	.00	266,864.04	44.0%
47 Interest	.00	.00	9,713.18	18.14	-9,713.18	100.0%
48 Other Revenue	221,726.00	253,592.00	197,401.68	21,550.82	56,190.32	77.8%
80 Transfers	218,469.00	218,469.00	61,536.79	.00	156,932.21	28.2%
TOTAL REVENUES	886,980.00	948,806.00	478,532.61	21,568.96	470,273.39	
166 CDA JAG GRANT						
42 Intergovernmental	153,235.00	153,235.00	155,514.94	.00	-2,279.94	101.5%
47 Interest	.00	.00	1,413.92	43.61	-1,413.92	100.0%
TOTAL REVENUES	153,235.00	153,235.00	156,928.86	43.61	-3,693.86	
168 CDA Border Prosecution Unit						
42 Intergovernmental	273,772.00	273,772.00	73,955.89	14,750.82	199,816.11	27.0%
TOTAL REVENUES	273,772.00	273,772.00	73,955.89	14,750.82	199,816.11	
171 CDA VOCA VICTIM ADV PROJECT						
42 Intergovernmental	119,970.00	119,970.00	59,304.94	12,744.88	60,665.06	49.4%
80 Transfers	29,993.00	29,993.00	14,826.24	3,186.22	15,166.76	49.4%
TOTAL REVENUES	149,963.00	149,963.00	74,131.18	15,931.10	75,831.82	
201 GEN OB REFUNDING BOND SRS 2016						
40 Tax Collections	5,188,298.00	5,188,298.00	5,123,188.96	49,988.82	65,109.04	98.7%
47 Interest	10,000.00	10,000.00	7,679.42	708.96	2,320.58	76.8%
73 Draws	534,952.00	534,952.00	.00	.00	534,952.00	.0%
TOTAL REVENUES	5,733,250.00	5,733,250.00	5,130,868.38	50,697.78	602,381.62	

REVENUE SUMMARIES REPORT
GROUP SUMMARY APRIL 2022

FOR 2022 07

	ORIGINAL ESTIM REV	REVISED EST REV	ACTUAL YTD REVENUE	ACTUAL MTD REVENUE	REMAINING REVENUE	PCT COLL
202 UNLIMITED TAX ROAD BONDS						
40 Tax Collections	1,406,431.00	1,406,431.00	1,403,548.32	14,167.52	2,882.68	99.8%
47 Interest	1,200.00	1,200.00	748.40	152.44	451.60	62.4%
73 Draws	159,457.00	159,457.00	.00	.00	159,457.00	.0%
TOTAL REVENUES	1,567,088.00	1,567,088.00	1,404,296.72	14,319.96	162,791.28	
203 GEN OB REFUNDING BOND SRS 2021						
40 Tax Collections	.00	129,709.00	35,319.65	1,932.99	94,389.35	27.2%
47 Interest	.00	.00	64.41	38.54	-64.41	100.0%
48 Other Revenue	.00	.00	9,963.72	.00	-9,963.72	100.0%
80 Transfers	.00	.00	155,132.65	.00	-155,132.65	100.0%
TOTAL REVENUES	.00	129,709.00	200,480.43	1,971.53	-70,771.43	
206 GEN OB REFUNDING BOND SRS 2013						
40 Tax Collections	720,250.00	720,250.00	505,583.09	.00	214,666.91	70.2%
47 Interest	1,000.00	1,000.00	852.89	.00	147.11	85.3%
73 Draws	74,800.00	74,800.00	.00	.00	74,800.00	.0%
TOTAL REVENUES	796,050.00	796,050.00	506,435.98	.00	289,614.02	
208 SPECIAL TAX REVENUE BONDS 2020						
47 Interest	.00	.00	290.49	79.65	-290.49	100.0%
80 Transfers	609,952.00	609,952.00	304,725.75	.00	305,226.25	50.0%
TOTAL REVENUES	609,952.00	609,952.00	305,016.24	79.65	304,935.76	
301 MPO ROAD CONSTRUCTION						
42 Intergovernmental	694,441.00	694,441.00	199,128.78	55,870.25	495,312.22	28.7%
47 Interest	.00	.00	138.35	57.68	-138.35	100.0%
80 Transfers	210,000.00	210,000.00	210,000.00	.00	.00	100.0%
TOTAL REVENUES	904,441.00	904,441.00	409,267.13	55,927.93	495,173.87	
302 TAX ROAD BOND CONSTRUCTION						

REVENUE SUMMARIES REPORT
GROUP SUMMARY APRIL 2022

FOR 2022 07

	ORIGINAL ESTIM REV	REVISED EST REV	ACTUAL YTD REVENUE	ACTUAL MTD REVENUE	REMAINING REVENUE	PCT COLL
47 Interest	60,000.00	60,000.00	121,901.44	14,192.67	-61,901.44	203.2%
73 Draws	38,786,657.00	38,786,657.00	.00	.00	38,786,657.00	.0%
TOTAL REVENUES	38,846,657.00	38,846,657.00	121,901.44	14,192.67	38,724,755.56	
307 CRTS RENOVATIONS #2						
47 Interest	700.00	4,700.00	5,984.07	705.16	-1,284.07	127.3%
73 Draws	60,000.00	60,000.00	.00	.00	60,000.00	.0%
TOTAL REVENUES	60,700.00	64,700.00	5,984.07	705.16	58,715.93	
308 VENUE CAPITAL PROJECT						
47 Interest	5,000.00	5,000.00	7,096.48	465.29	-2,096.48	141.9%
73 Draws	3,000,000.00	3,000,000.00	.00	.00	3,000,000.00	.0%
TOTAL REVENUES	3,005,000.00	3,005,000.00	7,096.48	465.29	2,997,903.52	
401 EMPLOYEE HEALTH BENEFIT						
47 Interest	20,000.00	20,000.00	18,620.60	2,190.97	1,379.40	93.1%
48 Other Revenue	12,787,000.00	12,787,000.00	6,343,795.96	875,911.80	6,443,204.04	49.6%
73 Draws	1,154,140.00	1,154,140.00	.00	.00	1,154,140.00	.0%
TOTAL REVENUES	13,961,140.00	13,961,140.00	6,362,416.56	878,102.77	7,598,723.44	
403 WORKERS COMPENSATION						
47 Interest	15,000.00	15,000.00	25,131.83	3,157.21	-10,131.83	167.5%
48 Other Revenue	1,510,500.00	1,510,500.00	1,046,942.74	214,918.48	463,557.26	69.3%
TOTAL REVENUES	1,525,500.00	1,525,500.00	1,072,074.57	218,075.69	453,425.43	
GRAND TOTAL	270,532,070.00	272,132,994.00	169,337,478.74	7,768,295.83	102,798,159.85	62.2%

** END OF REPORT - Generated by Scott, Rhonda **

REVENUE SUMMARIES REPORT
FUND SUMMARY APRIL 2022

FOR 2022 07

	ORIGINAL ESTIM REV	REVISED EST REV	ACTUAL YTD REVENUE	ACTUAL MTD REVENUE	REMAINING REVENUE	PCT COLL
011 GENERAL FUND						
TOTAL REVENUES	126,070,730.00	127,071,332.00	94,018,556.11	4,021,925.03	33,055,420.48	
020 CONSOLIDATED ROAD AND BRIDGE						
TOTAL REVENUES	10,015,870.00	10,049,870.00	7,482,483.14	223,469.47	2,567,386.86	
031 PRECINCT 1 PARK						
TOTAL REVENUES	184,166.00	184,166.00	126,933.57	2,458.89	57,232.43	
032 SLATON/ROOSEVELT PARK						
TOTAL REVENUES	309,924.00	196,924.00	121,619.15	1,554.48	75,304.85	
033 IDALOU/NEW DEAL PARK						
TOTAL REVENUES	192,260.00	192,260.00	120,280.52	1,864.63	71,979.48	
034 SHALLOWATER PARK						
TOTAL REVENUES	295,726.00	295,726.00	120,271.43	1,621.70	175,454.57	
041 PERMANENT IMPROVEMENT						
TOTAL REVENUES	7,298,125.00	7,298,125.00	5,003,954.72	63,678.01	2,294,170.28	
043 LCETRZ NO1 TAX INCREMENT FUND						
TOTAL REVENUES	189,025.00	189,025.00	188,848.89	73.83	176.11	
046 TJJD (P) JJAEP GRANT						
TOTAL REVENUES	80,000.00	80,000.00	34,145.50	4,644.00	45,854.50	
047 TJJD (R) REG DIVERSION GRANT						
TOTAL REVENUES	15,628.00	15,628.00	12,793.98	.00	2,834.02	
049 TJJD (S) PREV/INTER GRANT						
TOTAL REVENUES	.00	66,000.00	49,500.00	5,500.00	16,500.00	
050 JUVENILE STAR PROGRAM						

REVENUE SUMMARIES REPORT
FUND SUMMARY APRIL 2022

FOR 2022 07

	ORIGINAL ESTIM REV	REVISED EST REV	ACTUAL YTD REVENUE	ACTUAL MTD REVENUE	REMAINING REVENUE	PCT COLL
TOTAL REVENUES	625,490.00	625,490.00	600,000.00	600,000.00	25,490.00	
051 JUVENILE PROBATION						
TOTAL REVENUES	8,048,144.00	8,048,144.00	4,668,792.45	666,352.68	3,379,351.55	
054 TJJD (A) JUV PROB COMM GRANT						
TOTAL REVENUES	2,110,453.00	2,142,453.00	1,203,098.27	138,772.00	939,354.73	
055 JUVENILE DETENTION						
TOTAL REVENUES	5,103,377.00	5,103,377.00	436,255.00	79,310.00	4,667,122.00	
057 JUVENILE FOOD SERVICE						
TOTAL REVENUES	388,412.00	388,412.00	72,059.89	6,405.19	316,352.11	
064 TJJD (E) TITLE IV E GRANT						
TOTAL REVENUES	204,400.00	204,400.00	3,118.91	.00	201,281.09	
066 CJD RE ENTRY DRUG COURT GRANT						
TOTAL REVENUES	40,943.00	40,943.00	.00	.00	40,943.00	
067 CJD DWI COURT GRANT						
TOTAL REVENUES	32,951.00	32,951.00	2,715.12	.00	30,235.88	
070 ON LINE ACCESS						
TOTAL REVENUES	185,000.00	185,000.00	7,888.32	121.32	177,111.68	
072 CJD DRUG COURT GRANT						
TOTAL REVENUES	44,092.00	44,092.00	6,285.10	.00	37,806.90	
074 COUNTY DRUG COURT COURT COST						
TOTAL REVENUES	33,240.00	33,240.00	11,164.75	93.20	22,075.25	
075 DISPUTE RESOLUTION						

REVENUE SUMMARIES REPORT
FUND SUMMARY APRIL 2022

FOR 2022 07

	ORIGINAL ESTIM REV	REVISED EST REV	ACTUAL YTD REVENUE	ACTUAL MTD REVENUE	REMAINING REVENUE	PCT COLL
TOTAL REVENUES	371,350.00	371,350.00	186,080.29	32,109.77	185,269.71	
076 USDA AG MEDIATION GRANT						
TOTAL REVENUES	420,000.00	420,000.00	86,792.20	12.50	333,207.80	
077 DOMESTIC RELATIONS OFFICE						
TOTAL REVENUES	227,110.00	227,110.00	106,191.47	16,936.05	120,918.53	
078 MEDIATION & MENTAL HEALTH GRAN						
TOTAL REVENUES	14,602.00	14,602.00	6,626.70	.00	7,975.30	
079 VENUE HOT & STVR TAX						
TOTAL REVENUES	2,345,000.00	2,345,000.00	1,480,126.59	308,319.38	864,873.41	
081 LAW LIBRARY						
TOTAL REVENUES	202,875.00	202,875.00	120,026.32	10,654.24	82,848.68	
083 ELECTION SERVICES						
TOTAL REVENUES	769,775.00	769,775.00	.00	.00	769,775.00	
084 HELP AMERICA VOTE ACT						
TOTAL REVENUES	.00	.00	4,024,697.00	.00	-4,024,697.00	
085 ELECTION ADMINISTRATION						
TOTAL REVENUES	64,000.00	64,000.00	640.42	76.97	63,359.58	
086 ELECTION EQUIPMENT						
TOTAL REVENUES	75,100.00	75,100.00	773.83	79.21	74,326.17	
090 DIST CLK RECORDS MGT. AND PRES						
TOTAL REVENUES	41,701.00	41,701.00	4,939.61	162.96	36,761.39	
091 CTY CLK RECORDS MGT. AND PRES						

REVENUE SUMMARIES REPORT
FUND SUMMARY APRIL 2022

FOR 2022 07

	ORIGINAL ESTIM REV	REVISED EST REV	ACTUAL YTD REVENUE	ACTUAL MTD REVENUE	REMAINING REVENUE	PCT COLL
TOTAL REVENUES	645,992.00	645,992.00	382,667.52	66,144.37	263,324.48	
092 CTY RECORDS MGT. AND PRES						
TOTAL REVENUES	82,948.00	82,948.00	60,166.00	9,035.70	22,782.00	
093 COURTHOUSE SECURITY						
TOTAL REVENUES	110,000.00	110,000.00	83,559.94	12,710.46	26,440.06	
094 COURT RECORD PRESERVATION						
TOTAL REVENUES	48,600.00	48,600.00	12,385.62	203.12	36,214.38	
095 LOCAL TRUANCY PREVENT & DIVERS						
TOTAL REVENUES	19,333.00	19,333.00	6,997.13	10.83	12,335.87	
096 HISTORICAL COMMISSION						
TOTAL REVENUES	6,150.00	6,150.00	5,592.72	6.62	557.28	
097 CHILD ABUSE PREVENTION						
TOTAL REVENUES	5,025.00	5,025.00	269.09	56.15	4,755.91	
099 CTY/DIST COURT TECHNOLOGY						
TOTAL REVENUES	7,000.00	7,000.00	2,140.66	57.51	4,859.34	
102 DIST COURT RECORDS TECHNOLOGY						
TOTAL REVENUES	64,250.00	64,250.00	9,179.23	222.10	55,070.77	
103 COUNTY CLERK RECORDS ARCHIVES						
TOTAL REVENUES	1,440,000.00	1,440,000.00	376,412.30	65,182.76	1,063,587.70	
105 COMMUNITY/ECONOMIC DEV PRG						
TOTAL REVENUES	23,500.00	23,500.00	1,201.82	142.03	22,298.18	
106 AMERICAN RESCUE PLAN ACT						

REVENUE SUMMARIES REPORT
FUND SUMMARY APRIL 2022

FOR 2022 07

	ORIGINAL ESTIM REV	REVISED EST REV	ACTUAL YTD REVENUE	ACTUAL MTD REVENUE	REMAINING REVENUE	PCT COLL
TOTAL REVENUES	30,162,197.00	30,162,194.00	30,260,057.26	8,630.77	-97,863.26	
108 JP1 JUSTICE COURT TECHNOLOGY						
TOTAL REVENUES	58,153.00	58,153.00	2,689.78	88.17	55,463.22	
109 JP2 JUSTICE COURT TECHNOLOGY						
TOTAL REVENUES	42,812.00	42,812.00	1,020.79	93.63	41,791.21	
110 JP3 JUSTICE COURT TECHNOLOGY						
TOTAL REVENUES	15,700.00	15,700.00	1,355.53	291.25	14,344.47	
111 JP4 JUSTICE COURT TECHNOLOGY						
TOTAL REVENUES	8,550.00	8,550.00	2,758.39	92.30	5,791.61	
112 COURT FACILITY FEE						
TOTAL REVENUES	.00	.00	28,114.07	5,889.70	-28,114.07	
115 LANGUAGE ACCESS						
TOTAL REVENUES	.00	.00	10,323.26	2,622.58	-10,323.26	
122 SHERIFF CONTRABAND						
TOTAL REVENUES	263,500.00	263,500.00	140,695.10	.00	122,804.90	
124 INMATE SUPPLY						
TOTAL REVENUES	864,000.00	864,000.00	511,488.23	.00	352,511.77	
126 VINE GRANT						
TOTAL REVENUES	30,171.00	30,171.00	15,071.84	.00	15,099.16	
128 HOMELAND SECURITY GRANT						
TOTAL REVENUES	25,000.00	155,466.00	15,050.00	2,550.00	140,416.00	
129 HAZARD MITIGATION GRANT-EM						

REVENUE SUMMARIES REPORT
FUND SUMMARY APRIL 2022

FOR 2022 07

	ORIGINAL ESTIM REV	REVISED EST REV	ACTUAL YTD REVENUE	ACTUAL MTD REVENUE	REMAINING REVENUE	PCT COLL
TOTAL REVENUES	.00	243,600.00	.00	.00	243,600.00	
130 PROJECT SAFE NEIGHBORHOOD						
TOTAL REVENUES	89,839.00	89,839.00	19,566.54	504.59	70,272.46	
142 LEOSE SHERIFF						
TOTAL REVENUES	120,688.00	120,688.00	21,717.04	58.54	98,970.96	
145 SHERIFF COMMISSARY SALARY						
TOTAL REVENUES	680,525.00	680,525.00	351,148.40	57,543.51	329,376.60	
146 LECD EMER COMMUNICATION GRANT						
TOTAL REVENUES	.00	11,724.00	.00	.00	11,724.00	
148 MAT RE-ENTRY PROGRAM						
TOTAL REVENUES	214,049.00	214,049.00	1,318.30	.00	212,730.70	
150 TAG GRANT						
TOTAL REVENUES	845,891.00	845,891.00	397,486.39	63,130.71	448,404.61	
161 CDA BUSINESS CRIMES						
TOTAL REVENUES	108,500.00	108,500.00	.00	.00	108,500.00	
163 CDA CONTRABAND						
TOTAL REVENUES	76,500.00	76,500.00	.00	.00	76,500.00	
164 CDA SPATTF GRANT						
TOTAL REVENUES	886,980.00	948,806.00	478,532.61	21,568.96	470,273.39	
166 CDA JAG GRANT						
TOTAL REVENUES	153,235.00	153,235.00	156,928.86	43.61	-3,693.86	
168 CDA Border Prosecution Unit						

REVENUE SUMMARIES REPORT
FUND SUMMARY APRIL 2022

FOR 2022 07

	ORIGINAL ESTIM REV	REVISED EST REV	ACTUAL YTD REVENUE	ACTUAL MTD REVENUE	REMAINING REVENUE	PCT COLL
TOTAL REVENUES	273,772.00	273,772.00	73,955.89	14,750.82	199,816.11	
171 CDA VOCA VICTIM ADV PROJECT						
TOTAL REVENUES	149,963.00	149,963.00	74,131.18	15,931.10	75,831.82	
201 GEN OB REFUNDING BOND SRS 2016						
TOTAL REVENUES	5,733,250.00	5,733,250.00	5,130,868.38	50,697.78	602,381.62	
202 UNLIMITED TAX ROAD BONDS						
TOTAL REVENUES	1,567,088.00	1,567,088.00	1,404,296.72	14,319.96	162,791.28	
203 GEN OB REFUNDING BOND SRS 2021						
TOTAL REVENUES	.00	129,709.00	200,480.43	1,971.53	-70,771.43	
206 GEN OB REFUNDING BOND SRS 2013						
TOTAL REVENUES	796,050.00	796,050.00	506,435.98	.00	289,614.02	
208 SPECIAL TAX REVENUE BONDS 2020						
TOTAL REVENUES	609,952.00	609,952.00	305,016.24	79.65	304,935.76	
301 MPO ROAD CONSTRUCTION						
TOTAL REVENUES	904,441.00	904,441.00	409,267.13	55,927.93	495,173.87	
302 TAX ROAD BOND CONSTRUCTION						
TOTAL REVENUES	38,846,657.00	38,846,657.00	121,901.44	14,192.67	38,724,755.56	
307 CRTS RENOVATIONS #2						
TOTAL REVENUES	60,700.00	64,700.00	5,984.07	705.16	58,715.93	
308 VENUE CAPITAL PROJECT						
TOTAL REVENUES	3,005,000.00	3,005,000.00	7,096.48	465.29	2,997,903.52	
401 EMPLOYEE HEALTH BENEFIT						

REVENUE SUMMARIES REPORT
FUND SUMMARY APRIL 2022

FOR 2022 07

	ORIGINAL ESTIM REV	REVISED EST REV	ACTUAL YTD REVENUE	ACTUAL MTD REVENUE	REMAINING REVENUE	PCT COLL
TOTAL REVENUES	13,961,140.00	13,961,140.00	6,362,416.56	878,102.77	7,598,723.44	
403 WORKERS COMPENSATION						
TOTAL REVENUES	1,525,500.00	1,525,500.00	1,072,074.57	218,075.69	453,425.43	
GRAND TOTAL	270,532,070.00	272,132,994.00	169,337,478.74	7,768,295.83	102,798,159.85	62.2%

** END OF REPORT - Generated by Scott, Rhonda **

Issued January 17, 2013
206

LUBBOCK COUNTY, TEXAS

Debt Service Maturity Schedule - Refunding Bonds, Series 2013

<u>Fiscal Year</u>	<u>Debt Service Funds</u>		
	<u>Principal</u>	<u>Interest</u>	<u>Total</u>
2022	\$ 655,000.00	\$ 13,100.00	\$ 668,100.00
<u>TOTAL</u>	<u>\$ 655,000.00</u>	<u>\$ 13,100.00</u>	<u>\$ 668,100.00</u>

Issued November 1, 2016
201

LUBBOCK COUNTY, TEXAS

Debt Service Maturity Schedule - Refunding Bonds, Series 2016

Fiscal Year	Debt Service Funds		
	Principal	Interest	Total
2022	\$ 5,320,000.00	\$ 412,750.00	\$ 5,732,750.00
2023	\$ 5,595,000.00	\$ 139,875.00	\$ 5,734,875.00
TOTAL	\$ 10,915,000.00	\$ 552,625.00	\$ 11,467,625.00

Issued September 26, 2019
202

LUBBOCK COUNTY, TEXAS

Debt Service Maturity Schedule - Unlimited Tax Road Bonds, Series 2019

Fiscal Year	Debt Service Funds		
	Principal	Interest	Total
2022		\$ 108,375.00	\$ 108,375.00
2023		\$ 108,375.00	\$ 108,375.00
2024	\$ 165,000.00	\$ 105,075.00	\$ 270,075.00
2025	\$ 170,000.00	\$ 98,375.00	\$ 268,375.00
2026	\$ 180,000.00	\$ 91,375.00	\$ 271,375.00
2027	\$ 185,000.00	\$ 84,075.00	\$ 269,075.00
2028	\$ 190,000.00	\$ 76,575.00	\$ 266,575.00
2029	\$ 200,000.00	\$ 68,775.00	\$ 268,775.00
2030	\$ 210,000.00	\$ 60,575.00	\$ 270,575.00
2031	\$ 215,000.00	\$ 54,225.00	\$ 269,225.00
2032	\$ 220,000.00	\$ 49,875.00	\$ 269,875.00
2033	\$ 225,000.00	\$ 45,143.75	\$ 270,143.75
2034	\$ 230,000.00	\$ 40,025.00	\$ 270,025.00
2035	\$ 235,000.00	\$ 34,646.88	\$ 269,646.88
2036	\$ 240,000.00	\$ 29,006.26	\$ 269,006.26
2037	\$ 245,000.00	\$ 23,093.76	\$ 268,093.76
2038	\$ 250,000.00	\$ 16,906.26	\$ 266,906.26
2039	\$ 260,000.00	\$ 10,368.76	\$ 270,368.76
2040	\$ 265,000.00	\$ 3,478.13	\$ 268,478.13
TOTAL	\$ 3,685,000.00	\$ 1,108,343.80	\$ 4,793,343.80

Issued November 2020
202

LUBBOCK COUNTY, TEXAS

Debt Service Maturity Schedule - Unlimited Tax Road Bonds, Series 2020

Fiscal Year	Debt Service Funds		
	Principal	Interest	Total
2022	\$ 360,000.00	\$ 1,097,712.50	\$ 1,457,712.50
2023	\$ 695,000.00	\$ 1,083,687.50	\$ 1,778,687.50
2024	\$ 1,580,000.00	\$ 1,041,662.50	\$ 2,621,662.50
2025	\$ 1,640,000.00	\$ 977,262.50	\$ 2,617,262.50
2026	\$ 1,925,000.00	\$ 905,962.50	\$ 2,830,962.50
2027	\$ 2,005,000.00	\$ 827,362.50	\$ 2,832,362.50
2028	\$ 2,090,000.00	\$ 745,462.50	\$ 2,835,462.50
2029	\$ 2,170,000.00	\$ 660,262.50	\$ 2,830,262.50
2030	\$ 2,260,000.00	\$ 571,662.50	\$ 2,831,662.50
2031	\$ 2,340,000.00	\$ 491,362.50	\$ 2,831,362.50
2032	\$ 2,165,000.00	\$ 423,787.50	\$ 2,588,787.50
2033	\$ 2,220,000.00	\$ 369,112.50	\$ 2,589,112.50
2034	\$ 2,265,000.00	\$ 324,262.50	\$ 2,589,262.50
2035	\$ 2,310,000.00	\$ 278,512.50	\$ 2,588,512.50
2036	\$ 2,360,000.00	\$ 231,812.50	\$ 2,591,812.50
2037	\$ 2,410,000.00	\$ 184,112.50	\$ 2,594,112.50
2038	\$ 2,460,000.00	\$ 133,875.00	\$ 2,593,875.00
2039	\$ 2,505,000.00	\$ 81,121.88	\$ 2,586,121.88
2040	\$ 2,565,000.00	\$ 27,253.13	\$ 2,592,253.13
TOTAL	\$ 38,325,000.00	\$ 10,456,250.01	\$ 48,781,250.01

Issued December 16, 2021
203

LUBBOCK COUNTY, TEXAS

Debt Service Maturity Schedule - Refunding Bonds, Series 2021

<u>Fiscal Year</u>	<u>Debt Service Funds</u>		
	<u>Principal</u>	<u>Interest</u>	<u>Total</u>
2022	\$ 75,000.00	\$ 54,708.06	\$ 129,708.06
2023	\$ 670,000.00	\$ 71,800.00	\$ 741,800.00
2024	\$ 865,000.00	\$ 48,775.00	\$ 913,775.00
2025	\$ 885,000.00	\$ 26,950.00	\$ 911,950.00
2026	\$ 905,000.00	\$ 9,050.00	\$ 914,050.00
<u>TOTAL</u>	<u>\$ 3,400,000.00</u>	<u>\$ 211,283.06</u>	<u>\$ 3,611,283.06</u>

Issued June 1, 2020
208

LUBBOCK COUNTY, TEXAS

Debt Service Maturity Schedule - Special Tax Revenue, Series 2020

Fiscal Year	Debt Service Funds		
	Principal	Interest	Total
2022	\$ 460,000.00	\$ 149,451.50	\$ 609,451.50
2023	\$ 470,000.00	\$ 134,777.50	\$ 604,777.50
2024	\$ 485,000.00	\$ 119,784.50	\$ 604,784.50
2025	\$ 505,000.00	\$ 104,313.00	\$ 609,313.00
2026	\$ 520,000.00	\$ 88,203.50	\$ 608,203.50
2027	\$ 535,000.00	\$ 71,615.50	\$ 606,615.50
2028	\$ 550,000.00	\$ 54,549.00	\$ 604,549.00
2029	\$ 570,000.00	\$ 37,004.00	\$ 607,004.00
2030	\$ 590,000.00	\$ 18,821.00	\$ 608,821.00
TOTAL	\$ 4,685,000.00	\$ 778,519.50	\$ 5,463,519.50

Combined

201,202,203,206,208

LUBBOCK COUNTY, TEXAS

Debt Service Maturity Schedule - Combined

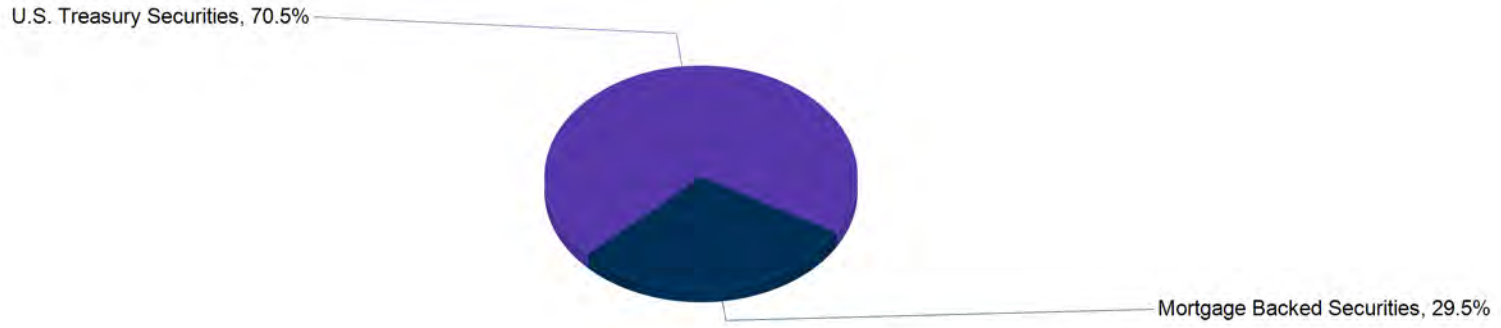
<u>Fiscal Year</u>	<u>Debt Service Funds</u>		
	<u>Principal</u>	<u>Interest</u>	<u>Total</u>
2022	\$ 6,870,000.00	\$ 1,836,097.06	\$ 8,706,097.06
2023	\$ 7,430,000.00	\$ 1,538,515.00	\$ 8,968,515.00
2024	\$ 3,095,000.00	\$ 1,315,297.00	\$ 4,410,297.00
2025	\$ 3,200,000.00	\$ 1,206,900.50	\$ 4,406,900.50
2026	\$ 3,530,000.00	\$ 1,094,591.00	\$ 4,624,591.00
2027	\$ 2,725,000.00	\$ 983,053.00	\$ 3,708,053.00
2028	\$ 2,830,000.00	\$ 876,586.50	\$ 3,706,586.50
2029	\$ 2,940,000.00	\$ 766,041.50	\$ 3,706,041.50
2030	\$ 3,060,000.00	\$ 651,058.50	\$ 3,711,058.50
2031	\$ 2,555,000.00	\$ 545,587.50	\$ 3,100,587.50
2032	\$ 2,385,000.00	\$ 473,662.50	\$ 2,858,662.50
2033	\$ 2,445,000.00	\$ 414,256.25	\$ 2,859,256.25
2034	\$ 2,495,000.00	\$ 364,287.50	\$ 2,859,287.50
2035	\$ 2,545,000.00	\$ 313,159.38	\$ 2,858,159.38
2036	\$ 2,600,000.00	\$ 260,818.76	\$ 2,860,818.76
2037	\$ 2,655,000.00	\$ 207,206.26	\$ 2,862,206.26
2038	\$ 2,710,000.00	\$ 150,781.26	\$ 2,860,781.26
2039	\$ 2,765,000.00	\$ 91,490.64	\$ 2,856,490.64
2040	\$ 2,830,000.00	\$ 30,731.26	\$ 2,860,731.26
<u>TOTAL</u>	<u>\$ 61,665,000.00</u>	<u>\$ 13,120,121.37</u>	<u>\$ 74,785,121.37</u>

Report Sequence: Intent, sgrp, styp, CUSIP, Ticket

Intent	SGrp	STyp	CUSIP	Ticket-P#	Status	Par Value	Int Accrual	Accret/-Amort	Book G/L	Net Income	Principal Paid	Interest Paid
AFS	MBS	FGLM	3132D56A5	177009072-1	Active	1,480,325.32	1,850.41	-505.14	0.00	1,345.27	19,154.50	1,874.35
AFS	MBS	FGLM	3132D57G1	177021574-1	Active	858,456.38	715.38	-83.42	0.00	631.96	10,203.37	723.88
AFS	MBS	FGLM	3132D57M8	177021575-1	Active	2,601,916.05	2,168.26	-243.62	0.00	1,924.64	27,047.13	2,190.80
FGLM Total						4,940,697.75	4,734.05	-832.18	0.00	3,901.87	56,405.00	4,789.03
AFS	MBS	FNMA	3140QD5A8	177009073-1	Active	1,470,666.32	1,838.33	-613.32	0.00	1,225.01	26,657.92	1,871.66
AFS	MBS	FNMA	3140X64B4	177009074-1	Active	1,779,588.54	3,707.48	-2,136.43	0.00	1,571.05	34,756.05	3,779.88
AFS	MBS	FNMA	31418DXG2	177021576-1	Active	1,670,892.50	2,088.62	-592.97	0.00	1,495.65	18,405.24	2,111.62
FNMA Total						4,921,147.36	7,634.43	-3,342.72	0.00	4,291.71	79,819.21	7,763.16
MBS Total						9,861,845.11	12,368.48	-4,174.90	0.00	8,193.58	136,224.21	12,552.19
AFS	TRSY	NOTE	912828V98	177035048-1	Active	5,000,000.00	9,323.20	-4,185.51	0.00	5,137.69	0.00	0.00
AFS	TRSY	NOTE	912828Z78	177035049-1	Active	5,000,000.00	6,215.47	-1,292.39	0.00	4,923.08	0.00	0.00
AFS	TRSY	NOTE	912828Z78	177040043-1	Active	5,000,000.00	6,215.47	832.34	0.00	7,047.81	0.00	0.00
AFS	TRSY	NOTE	912828Z78	177040251-1	Active	5,000,000.00	6,215.47	991.56	0.00	7,207.03	0.00	0.00
AFS	TRSY	NOTE	91282CDQ1	177040252-1	Active	4,000,000.00	4,143.65	1,537.35	0.00	5,681.00	0.00	0.00
NOTE Total						24,000,000.00	32,113.26	-2,116.65	0.00	29,996.61	0.00	0.00
TRSY Total						24,000,000.00	32,113.26	-2,116.65	0.00	29,996.61	0.00	0.00
AFS Total						33,861,845.11	44,481.74	-6,291.55	0.00	38,190.19	136,224.21	12,552.19
Grand Total						33,861,845.11	44,481.74	-6,291.55	0.00	38,190.19	136,224.21	12,552.19

Report Sequence: Intent, sgrp, styp, CUSIP, Ticket

Intent	SGrp	STyp	CUSIP	Ticket-P#	Status	Par Value	Int Accrual	Accret/-Amort	Book G/L	Net Income	Principal Paid	Interest Paid
AFS	MBS	FGLM	3132D56A5	177009072-1	Active	1,480,325.32	13,520.88	-4,199.47	0.00	9,321.41	172,351.68	13,736.32
AFS	MBS	FGLM	3132D57G1	177021574-1	Active	858,456.38	5,171.45	-586.92	0.00	4,584.53	72,111.38	5,231.54
AFS	MBS	FGLM	3132D57M8	177021575-1	Active	2,601,916.05	15,667.03	-1,825.34	0.00	13,841.69	212,144.10	15,843.82
FGLM Total						4,940,697.75	34,359.36	-6,611.73	0.00	27,747.63	456,607.16	34,811.68
AFS	MBS	FNMA	3140QD5A8	177009073-1	Active	1,470,666.32	13,562.50	-4,354.64	0.00	9,207.86	185,877.00	13,794.85
AFS	MBS	FNMA	3140X64B4	177009074-1	Active	1,779,588.54	28,640.82	-27,068.98	0.00	1,571.84	493,056.69	29,668.02
AFS	MBS	FNMA	31418DXG2	177021576-1	Active	1,670,892.50	15,136.72	-4,964.81	0.00	10,171.91	172,184.16	15,351.95
FNMA Total						4,921,147.36	57,340.04	-36,388.43	0.00	20,951.61	851,117.85	58,814.82
MBS Total						9,861,845.11	91,699.40	-43,000.16	0.00	48,699.24	1,307,725.01	93,626.50
AFS	TRSY	NOTE	9128283J7	177035045-1	Sold	0.00	18,008.52	-11,425.80	-69,694.44	-63,111.72	0.00	31,875.00
AFS	TRSY	NOTE	9128283P3	177035046-1	Sold	0.00	19,014.27	-12,365.33	-72,247.16	-65,598.22	0.00	33,750.00
AFS	TRSY	NOTE	912828G38	177035047-1	Sold	0.00	19,154.12	-12,568.81	-67,727.50	-61,142.19	0.00	33,750.00
AFS	TRSY	NOTE	912828V98	177035048-1	Active	5,000,000.00	56,630.02	-25,304.54	0.00	31,325.48	0.00	56,250.00
AFS	TRSY	NOTE	912828Z78	177035049-1	Active	5,000,000.00	37,804.02	-7,822.50	0.00	29,981.52	0.00	37,500.00
AFS	TRSY	NOTE	912828Z78	177040043-1	Active	5,000,000.00	17,196.13	2,278.38	0.00	19,474.51	0.00	0.00
AFS	TRSY	NOTE	912828Z78	177040251-1	Active	5,000,000.00	16,781.77	2,653.18	0.00	19,434.95	0.00	0.00
AFS	TRSY	NOTE	91282CDQ1	177040252-1	Active	4,000,000.00	11,187.85	4,132.00	0.00	15,319.85	0.00	0.00
NOTE Total						24,000,000.00	195,776.70	-60,423.42	-209,669.10	-74,315.82	0.00	193,125.00
TRSY Total						24,000,000.00	195,776.70	-60,423.42	-209,669.10	-74,315.82	0.00	193,125.00
AFS Total						33,861,845.11	287,476.10	-103,423.58	-209,669.10	-25,616.58	1,307,725.01	286,751.50
Grand Total						33,861,845.11	287,476.10	-103,423.58	-209,669.10	-25,616.58	1,307,725.01	286,751.50



Security Group	Yield		Book Value				Market Value	Gain / (Loss)
	Book	TEY	AFS	HTM	Total	%		
Mortgage Backed Securities	0.89	0.89	10,074,305	0	10,074,305	29.5 %	9,032,627	(1,041,678)
U.S. Treasury Securities	1.50	1.50	24,124,759	0	24,124,759	70.5 %	22,539,375	(1,585,384)
Total	1.32	1.32	34,199,063	0	34,199,063		31,572,002	(2,627,062)
			100.0 %	0.0 %	100.0%			
Market Value			31,572,002	0	31,572,002			
Gain/(Loss)			(2,627,062)	0	(2,627,062)			

Market price date as of 4/21/2022.

Lubbock County, Texas
 Transfer From/To
 Year to Date
 April 2022

Xfer From Account	Xfer From Budget	Xfer From Amount	Xfer To Account	Xfer To Budget	Xfer To Amount	Difference Xfer to/from
011-902000	5,327,821.00	5,327,821.00	020-801100	5,327,821.00	5,327,821.00	0.00
011-904100	2,384,027.00	2,384,027.00	041-801100	2,384,027.00	2,384,027.00	0.00
011-904300	188,025.00	188,357.46	043-801100	188,025.00	188,357.46	0.00
011-905100	7,966,144.00	4,646,917.30	051-801100	7,966,144.00	4,646,917.30	0.00
011-908100	30,475.00	30,475.00	081-801100	30,475.00	30,475.00	0.00
011-909600	5,550.00	5,550.00	096-801100	5,550.00	5,550.00	0.00
011-916400	218,469.00	61,536.79	164-801100	218,469.00	61,536.79	0.00
011-917100	29,993.00	14,826.24	171-801100	29,993.00	14,826.24	0.00
011-930100	210,000.00	210,000.00	301-801100	210,000.00	210,000.00	0.00
031-902000	58,484.00	92,484.00	020-803100	58,484.00	92,484.00	0.00
033-902000	58,484.00	58,484.00	020-803300	58,484.00	58,484.00	0.00
034-902000	58,484.00	58,484.00	020-803400	58,484.00	58,484.00	0.00
051-905000	198,595.00	175,000.00	050-805100	198,595.00	175,000.00	0.00
051-905400	461,372.00		054-805100	461,372.00		0.00
051-905500	4,603,377.00		055-805100	4,603,377.00		0.00
051-905700	230,963.00		057-805100	230,963.00		0.00
051-906400	106,400.00		064-805100	106,400.00		0.00
075-907600		25,258.87	076-807500		25,258.87	0.00
075-907800	1,052.00	738.71	078-807500	1,052.00	738.71	0.00
079-920800	609,952.00	304,725.75	208-807900	609,952.00	304,725.75	0.00
206-920300		155,132.65	203-820600		155,132.65	0.00
606-960100			601-860600			0.00
606-960200	14,252.00	4,262.94	602-860600	14,252.00	4,262.94	0.00
606-960700			607-860600			0.00
606-960800	45,171.00	12,478.60	608-860600	45,171.00	12,478.60	0.00
606-961700	30,087.00	11,350.56	617-860600	30,087.00	11,350.56	0.00
606-962500	47,943.00	55,156.78	625-860600	47,943.00	55,156.78	0.00
606-965000	195,135.00		650-860600	195,135.00		0.00
	23,080,255.00	13,823,067.65		23,080,255.00	13,823,067.65	0.00

Lubbock County, Texas
Sales Tax Revenue
As of April 2022

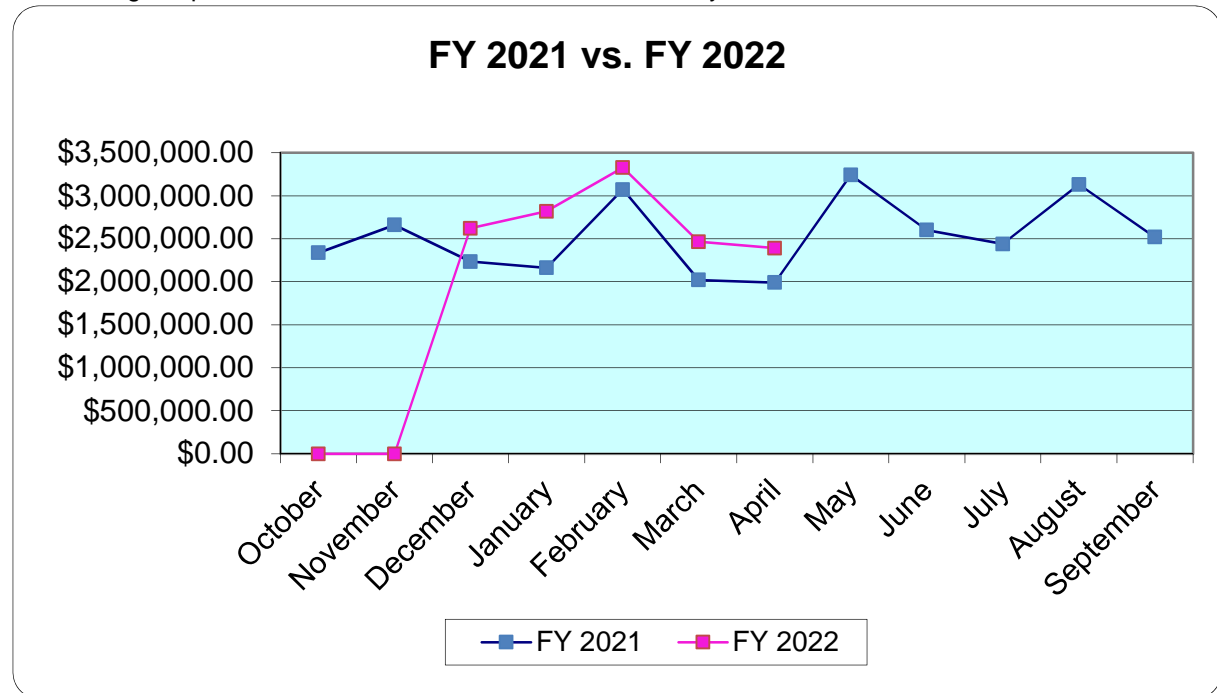
Account Number: 011-4010 Title: COUNTY SALES & USE TAX

Source of Revenue: Texas Comptroller Tax Assessor Collector

Description of Revenue: Imposed tax on the receipts from the sale at retail of taxable items within the county and an excise tax on the use, storage, or other consumption within the county of taxable items purchased, leased, or rented from a retailer during the period that the tax is effective within the county.

Month	FY 2021	FY 2022
October	\$2,336,680.76	\$0.00
November	\$2,660,917.87	\$0.00
December	\$2,235,705.88	\$2,621,120.52
January	\$2,163,046.23	\$2,818,361.56
February	\$3,071,618.98	\$3,329,175.28
March	\$2,021,512.71	\$2,465,573.98
April	\$1,990,562.64	\$2,391,694.80
May	\$3,242,189.96	
June	\$2,601,994.11	
July	\$2,440,163.20	
August	\$3,131,444.67	
September	\$2,519,721.85	
Total	\$30,415,558.86	\$13,625,926.14

2021 amounts have been adjusted to actual.



Lubbock County, Texas
 Ad Valorem Tax Revenue
 As of April 2022

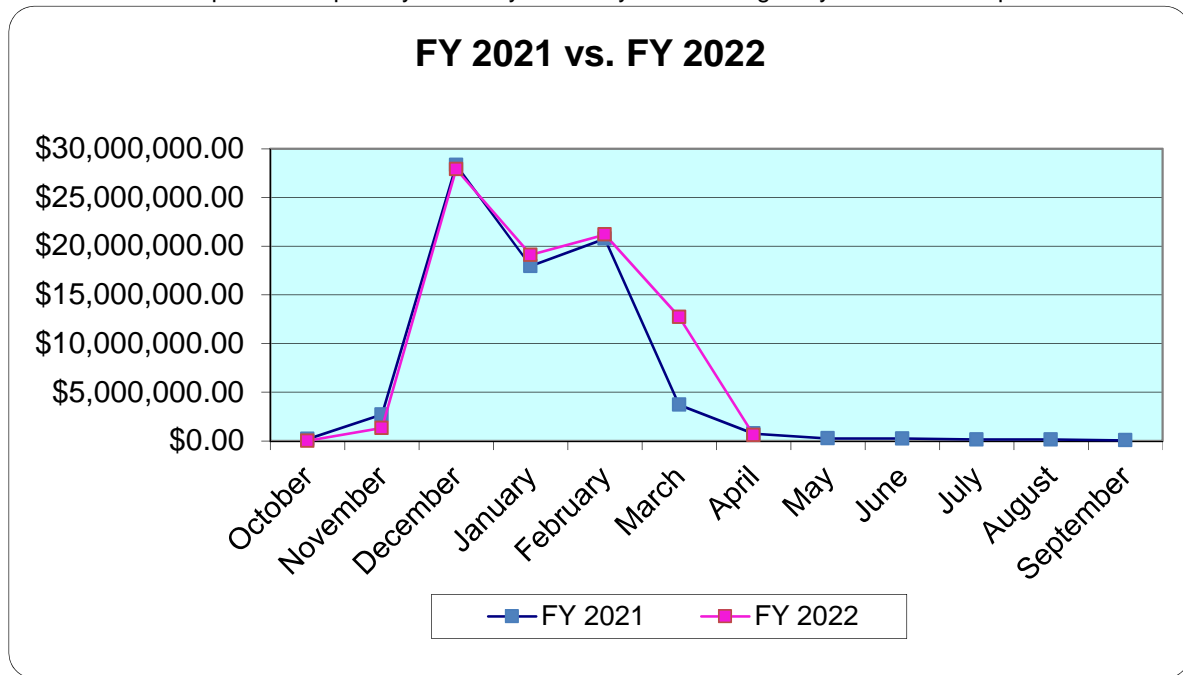
Account Number: 011-4001 Title: CURRENT AD VALOREM TAXES
 031-4001 CURRENT AD VALOREM TAXES
 032-4001 CURRENT AD VALOREM TAXES
 033-4001 CURRENT AD VALOREM TAXES
 034-4001 CURRENT AD VALOREM TAXES
 041-4001 CURRENT AD VALOREM TAXES
 201-4001 CURRENT AD VALOREM TAXES
 202-4001 CURRENT AD VALOREM TAXES
 204-4001 CURRENT AD VALOREM TAXES
 206-4001 CURRENT AD VALOREM TAXES

Source of Revenue: Lubbock Central Appraisal District

Description of Revenue: Property Taxes are levied by October 1 on the assessed value listed as of the prior January 1 for all real and business personal property in conformity with Texas Property Code. Taxes are due on receipt of the tax bill and are delinquent if not paid by February 1 of the year following the year in which imposed.

Month	FY 2021	FY 2022
October	\$194,200.92	\$14,436.67
November	\$2,707,144.55	\$1,330,808.37
December	\$28,320,712.15	\$27,912,276.43
January	\$17,946,450.63	\$19,094,704.16
February	\$20,758,793.67	\$21,184,439.24
March	\$3,705,601.60	\$12,729,057.65
April	\$759,727.37	\$604,037.29
May	\$260,936.03	
June	\$237,853.98	
July	\$150,402.12	
August	\$149,730.82	
September	\$58,713.14	
Total	\$75,250,266.98	\$82,869,759.81

2021 amounts have been adjusted to actual.



Lubbock County, Texas
 Ad Valorem Tax Collections
 April 2022

DATE WIRED	CURRENT		DELINQUENT		SPECIAL INVENTORY	BANK INTEREST	UNCLAIMED REFUNDS	TAX CERTIFICATE	Less: TAX INCREMENT FINANCING (TIF)	TOTAL WIRED
	BASE TAX	P&I	BASE TAX	P&I						
AP 1-5	125,708.10	11,142.35	14,914.53	5,517.62			683.04			157,965.64
AP 6-10	54,662.33	4,862.25	5,704.21	2,378.69				5.00		67,612.48
AP 11-14	81,870.22	8,741.50	13,930.01	6,134.94						110,676.67
AP 14-19	29,328.62	5,855.10	(3,212.68)	1,185.99				3.00		33,160.03
AP 20-22	84,753.86	8,066.44	8,074.78	2,556.05				3.00		103,454.13
AP 23-27	74,157.88	8,753.41	8,256.38	3,046.74				11.00		94,225.41
AP 28-30.2	160,207.68	15,730.12	11,745.13	4,722.88				5,122.00		197,527.81
										-
										-
										-
										-
										-
										-
										-
										-
										-
										-
Transmittal	610,688.69	63,151.17	59,412.36	25,542.91	-	-	683.04	5,144.00	-	764,622.17
Totals	59,412.36			63,151.17						
Rendition Penalty										
TOTAL RECEIPTS - BASE TAX (NORMAL RECEIPTS)	\$ 670,101.05			88,694.08			TOTAL NET DISTRIBUTION			\$ 764,622.17

NOTE: Due to timing differences, amounts received in one month may not show on unadjusted Financial Statements until the following month.

Budget Report

For Fiscal: 2021-2022 Period Ending 04/30/22

Account Summary

BUDGET SUMMARIES REPORT
ACCOUNT SUMMARY APRIL 2022

FOR 2022 07

	ORIGINAL APPROP	REVISED BUDGET	YTD ACTUAL	MTD ACTUAL	ENCUMBRANCES	AVAILABLE BUDGET	PCT USE/COL
011 GENERAL FUND							
000 UNDEFINED							
011 400100	CURRENT AD VALOREM TAXE	-75,091,294.00	-75,091,294.00	-73,124,235.29	-533,002.19	.00	-1,967,058.71 97.4
011 400400	PEN & INT - CURRENT LEV	-307,874.00	-307,874.00	-202,691.64	-51,949.60	.00	-105,182.36 65.8
011 400500	DELIQ TAXES - PRIOR YEA	-458,057.00	-458,057.00	-323,186.55	-54,439.92	.00	-134,870.45 70.6
011 400600	PEN & INT - PRIOR YEARS	-232,783.00	-232,783.00	-164,808.74	-22,159.64	.00	-67,974.26 70.8
011 401000	COUNTY SALES & USE TAX	-30,854,754.00	-30,854,754.00	-13,625,926.14	-2,391,694.80	.00	-17,228,827.86 44.2
011 410100	COUNTY CLERK	-59,426.00	-59,426.00	-34,686.70	-6,280.50	.00	-24,739.30 58.4
011 410200	BEER & LIQUOR PERMITS	-132,666.00	-132,666.00	-65,410.00	.00	.00	-67,256.00 49.3
011 420100	GRANT REVENUE	.00	.00	-25,000.00	.00	.00	25,000.00 100.0
011 420168	EMERGENCY RENTAL ASSIST	.00	-1,000,602.00	-999,801.31	.00	.00	-800.69 99.9
011 420210	STATE MIXED DRINK TAX	-1,211,776.00	-1,211,776.00	-743,422.09	-150,885.05	.00	-468,353.91 61.3
011 420320	EMERGENCY MGT GRANT	-29,208.00	-29,208.00	-15,331.68	.00	.00	-13,876.32 52.5
011 420500	BINGO TAX PROCEEDS	-275,000.00	-275,000.00	-115,684.49	-60,435.56	.00	-159,315.51 42.1
011 420900	STATE - COUNTY COURTS	-289,466.00	-289,466.00	-141,100.00	.00	.00	-148,366.00 48.7
011 421210	STRADUS A/G CHILD SUPPO	-1,400.00	-1,400.00	-398.84	-239.04	.00	-1,001.16 28.5
011 422020	INTER LOCAL AGREEMENT-C	-367,000.00	-367,000.00	-291,132.67	.00	.00	-75,867.33 79.3
011 424800	GRANT ADMINISTRATION RE	-2,500.00	-2,500.00	-205.32	.00	.00	-2,294.68 8.2
011 425000	INDIGENT DEFENSE GRANT	-286,519.00	-286,519.00	-127,528.00	.00	.00	-158,991.00 44.5
011 430200	COUNTY JUDGE	-7,998.00	-7,998.00	-4,844.00	-748.00	.00	-3,154.00 60.6
011 430300	COUNTY CLERK	-1,612,576.00	-1,612,576.00	-954,071.76	-165,564.90	.00	-658,504.24 59.2
011 430520	J.E.P.J. FEES	-5,031.00	-5,031.00	-1,285.00	.00	.00	-3,746.00 25.5
011 430600	VRED - TAPE	-321.00	-321.00	-41.05	.00	.00	-279.95 12.8
011 430700	TRAFFIC	-8,670.00	-8,670.00	-3,356.73	-435.09	.00	-5,313.27 38.7
011 430800	CHILD SAFETY - CS	-1,258.00	-1,258.00	-457.55	-277.17	.00	-800.45 36.4
011 431000	TAX ASSESSOR/COLLECTOR	-38,589.00	-38,589.00	-20,724.00	-3,834.00	.00	-17,865.00 53.7
011 431100	TAX OFFICE DPS DL RENEW	.00	.00	-1,780.00	.00	.00	1,780.00 100.0
011 431300	AG FILING FEE	-1,258.00	-1,258.00	.00	.00	.00	-1,258.00 .0
011 431500	INDIGENT DEFENSE FEE	-646.00	-646.00	-61.41	.00	.00	-584.59 9.5
011 431600	JURY FEE COUNTY	-800.00	-800.00	-554.32	.00	.00	-245.68 69.3
011 432200	PASSPORT FEE - DIST CLE	-21,271.00	-21,271.00	.00	.00	.00	-21,271.00 .0
011 432300	DISTRICT CLERK FEES	-398,271.00	-398,271.00	-176,394.89	-25,264.89	.00	-221,876.11 44.3
011 432500	PROSECUTOR'S FEES	-4,600.00	-4,600.00	-4,285.06	.00	.00	-314.94 93.2
011 433100	JP PRECINCT 1	-42,450.00	-42,450.00	-24,278.59	-3,529.99	.00	-18,171.41 57.2
011 433200	JP PRECINCT 2	-41,000.00	-41,000.00	-26,712.74	-4,311.54	.00	-14,287.26 65.2
011 433300	JP PRECINCT 3	-51,063.00	-51,063.00	-35,861.41	-6,387.80	.00	-15,201.59 70.2
011 433400	JP PRECINCT 4	-26,439.00	-26,439.00	-17,146.27	-2,689.87	.00	-9,292.73 64.9
011 434000	DISTRICT ATTORNEY	-2,678.00	-2,678.00	-315.40	-84.24	.00	-2,362.60 11.8
011 434500	MEDICAL EXAMINER	-200.00	-200.00	.00	.00	.00	-200.00 .0

BUDGET SUMMARIES REPORT
ACCOUNT SUMMARY APRIL 2022

FOR 2022 07

	ORIGINAL APPROP	REVISED BUDGET	YTD ACTUAL	MTD ACTUAL	ENCUMBRANCES	AVAILABLE BUDGET	PCT USE/COL
011 434600 SHERIFF	-515,118.00	-515,118.00	-172,294.66	-32,249.27	.00	-342,823.34	33.4
011 434800 CONSTABLES	-365,283.00	-365,283.00	-305,310.79	-41,225.00	.00	-59,972.21	83.6
011 435000 DEFENSIVE DRIVING FEE	-6,796.00	-6,796.00	-2,550.39	-329.12	.00	-4,245.61	37.5
011 435100 SS FEE-INMATE	-27,359.00	-27,359.00	-1,400.00	-1,200.00	.00	-25,959.00	5.1
011 435200 ISSUED WARRANT EXECUTIO	-48,104.00	-48,104.00	-17,601.26	-2,962.13	.00	-30,502.74	36.6
011 435300 ARREST FEES - COUNTY	-4,790.00	-4,790.00	-3,336.07	-491.79	.00	-1,453.93	69.6
011 435410 FAMILY PROTECTION FEE	-6,507.00	-6,507.00	-1,470.00	.00	.00	-5,037.00	22.6
011 435600 COURT INITIATED GUARDIA	.00	.00	-12,899.99	-2,370.00	.00	12,899.99	100.0
011 436100 CMI FINE COMMISSION	.00	.00	-.14	.00	.00	.14	100.0
011 436200 BAT COMMISSIONS	.00	.00	-3.46	.00	.00	3.46	100.0
011 437400 VITAL STATISTICS PRESER	-4,623.00	-4,623.00	-2,967.00	-592.00	.00	-1,656.00	64.2
011 440100 MOTOR VEHICLE SALES TAX	-3,206,821.00	-3,206,821.00	.00	.00	.00	-3,206,821.00	.0
011 440200 CERTIFICATE OF TITLE CO	-431,263.00	-431,263.00	-162,080.00	.00	.00	-269,183.00	37.6
011 440300 MOTOR VEHICLE COMMISSIO	-617,613.00	-617,613.00	-387,518.10	-62,877.10	.00	-230,094.90	62.7
011 440500 (CVC) COMP TO VICTIMS O	-133.00	-133.00	-55.34	.00	.00	-77.66	41.6
011 440600 LEOA COMMISSION	.00	.00	-.35	.00	.00	.35	100.0
011 440800 BEER & LIQUOR COMMISSIO	-1,185.00	-1,185.00	-230.00	.00	.00	-955.00	19.4
011 441100 CJC COMMISSION	-10.00	-10.00	-6.53	.00	.00	-3.47	65.3
011 441200 JCPT COMMISSION	-5.00	-5.00	-2.42	.00	.00	-2.58	48.4
011 441400 JPD COMM	-75.00	-75.00	-145.58	.00	.00	70.58	194.1
011 441600 ARREST FEES - COMM	-11,109.00	-11,109.00	-4,117.23	.00	.00	-6,991.77	37.1
011 441700 LEMI COMMISSION	.00	.00	-.14	.00	.00	.14	100.0
011 441800 CRIMESTOPPERS-COMM	.00	.00	-.54	.00	.00	.54	100.0
011 442200 DNA TESTING FEE	.00	.00	-41.46	.00	.00	41.46	100.0
011 442400 SEPTIC INSPECTION	-110,019.00	-110,019.00	-74,630.00	-13,270.00	.00	-35,389.00	67.8
011 442500 FLSI COMM	-4,310.00	-4,310.00	-1,045.68	.00	.00	-3,264.32	24.3
011 442600 FA COMM	-38.00	-38.00	-13.84	.00	.00	-24.16	36.4
011 442700 CCC COMM	-150.00	-150.00	-109.97	.00	.00	-40.03	73.3
011 442800 JCD COMM	.00	.00	-.47	.00	.00	.47	100.0
011 442900 TP COMM (40%)	-4,180.00	-4,180.00	-899.03	.00	.00	-3,280.97	21.5
011 443000 JE COMM (10%)	-7,077.00	-7,077.00	-1,348.54	.00	.00	-5,728.46	19.1
011 443500 NEW CCC COMM	-14,242.00	-14,242.00	-2,160.33	.00	.00	-12,081.67	15.2
011 443600 EMS TRAUMA FUND COMM	-2,000.00	-2,000.00	-959.98	.00	.00	-1,040.02	48.0
011 444000 STF COMM	-2,800.00	-2,800.00	-64.57	.00	.00	-2,735.43	2.3
011 444100 STF_COMM	-4,200.00	-4,200.00	-1,739.81	.00	.00	-2,460.19	41.4
011 444200 DNA (CS)	-200.00	-200.00	-17.13	.00	.00	-182.87	8.6
011 444300 CIVIL DATA JUSTICE FEE	-5.00	-5.00	-.88	.00	.00	-4.12	17.6
011 444500 BAIL BOND FEE COMM	-5,226.00	-5,226.00	-3,084.00	.00	.00	-2,142.00	59.0
011 444600 COMM DC JUDICIAL FUND	-4,288.00	-4,288.00	-190.16	.00	.00	-4,097.84	4.4
011 444700 JURY REIMBURSEMENT FEE	-2,944.00	-2,944.00	-126.00	.00	.00	-2,818.00	4.3
011 445000 TIME PAYMENT - COUNTY	-14,000.00	-14,000.00	-7,529.63	-1,082.05	.00	-6,470.37	53.8
011 445400 CCC STATE COMM	-22,000.00	-22,000.00	-15,357.42	.00	.00	-6,642.58	69.8
011 450200 JURY FEES	-18,911.00	-18,911.00	-17,618.46	-2,965.31	.00	-1,292.54	93.2
011 450400 BOARD BILLS - INMATE	-2,024,990.00	-2,024,990.00	-719,625.00	-173,025.00	.00	-1,305,365.00	35.5

BUDGET SUMMARIES REPORT
ACCOUNT SUMMARY APRIL 2022

FOR 2022 07

	ORIGINAL APPROP	REVISED BUDGET	YTD ACTUAL	MTD ACTUAL	ENCUMBRANCES	AVAILABLE BUDGET	PCT USE/COL
011 452100 COURT REPORTER FEES	-75,106.00	-75,106.00	-53,042.69	-7,502.23	.00	-22,063.31	70.6
011 455200 IV-E LEGAL SERVICES	.00	.00	-23,040.67	.00	.00	23,040.67	100.0
011 460100 JP PRECINCT 1	-185,337.00	-185,337.00	-80,123.35	-11,097.82	.00	-105,213.65	43.2
011 460200 JP PRECINCT 2	-62,643.00	-62,643.00	-29,585.58	-9,287.49	.00	-33,057.42	47.2
011 460300 JP PRECINCT 3	-63,845.00	-63,845.00	-33,900.68	-2,683.59	.00	-29,944.32	53.1
011 460400 JP PRECINCT 4	-161,939.00	-161,939.00	-64,985.28	-10,652.54	.00	-96,953.72	40.1
011 460800 COUNTY COURT AT LAW 1	-6,302.00	-6,302.00	-1,891.35	-1,225.25	.00	-4,410.65	30.0
011 460900 COUNTY COURT AT LAW 2	-8,771.00	-8,771.00	-1,010.70	-89.64	.00	-7,760.30	11.5
011 461100 DISTRICT CLERK FINES	-9,817.00	-9,817.00	-6,308.80	-902.19	.00	-3,508.20	64.3
011 461210 FORFEITURES	-161,504.00	-161,504.00	-31,500.21	-9,567.50	.00	-130,003.79	19.5
011 470000 INTEREST INCOME	-100,000.00	-100,000.00	-161,187.46	-25,255.61	.00	61,187.46	161.2
011 480200 RENTALS-BUILDINGS	-391,000.00	-391,000.00	-257,014.53	-26,093.33	.00	-133,985.47	65.7
011 480300 PARKING LOTS	-62,130.00	-62,130.00	-32,019.00	-4,228.50	.00	-30,111.00	51.5
011 480510 DISPOSAL OF PROPERTY	-50,000.00	-50,000.00	-1,665.12	-100.00	.00	-48,334.88	3.3
011 480600 INSURANCE REIMBURSEMENT	-50,000.00	-50,000.00	.00	.00	.00	-50,000.00	.0
011 480700 JURY REIMBURSEMENTS FRO	-55,726.00	-55,726.00	-20,366.00	.00	.00	-35,360.00	36.5
011 481100 REIMBURSEMENTS-TELETYPE	-1,000.00	-1,000.00	-510.00	-68.00	.00	-490.00	51.0
011 481300 REFUND - ATTORNEY FEES	-50,000.00	-50,000.00	-16,852.74	-2,553.44	.00	-33,147.26	33.7
011 481500 OTHER REFUNDS/REIMBURSE	-50,000.00	-50,000.00	.00	.00	.00	-50,000.00	.0
011 481710 PAY PHONE COMMISSION	-873,875.00	-873,875.00	-415,607.58	-76,932.25	.00	-458,267.42	47.6
011 482600 ELECTION REVENUES	-100.00	-100.00	-69.00	-1.00	.00	-31.00	69.0
011 483000 INTEREST-LCAD	-19,216.00	-19,216.00	-13,944.90	.00	.00	-5,271.10	72.6
011 484200 REIMB-INMATE TRANSPORTA	-40,992.00	-40,992.00	-9,922.75	.00	.00	-31,069.25	24.2
011 485000 GAIN/LOSS SALE OF INVES	.00	.00	513,765.01	.00	.00	-513,765.01	100.0
011 489900 OTHER REVENUE	-500,000.00	-500,000.00	-84,500.74	-14,832.09	2,644.59	-418,143.85	16.4
011 736100 DRAW FROM RESERVES	-1,354,184.00	-1,354,184.00	.00	.00	.00	-1,354,184.00	.0
011 736200 DRAW FROM COMMITTED FB	-2,384,027.00	-2,384,027.00	.00	.00	.00	-2,384,027.00	.0
011 902000 XFER TO CONSOLIDATED RO	5,327,821.00	5,327,821.00	5,327,821.00	.00	.00	.00	100.0
011 904100 XFER TO PERMANENT IMPRO	2,384,027.00	2,384,027.00	2,384,027.00	.00	.00	.00	100.0
011 904300 XFER TO LCETRZ NOI TAX	188,025.00	188,025.00	188,357.46	.00	.00	-332.46	100.2
011 905100 XFER TO JUVENILE PROBAT	7,966,144.00	7,966,144.00	4,646,917.30	663,845.34	.00	3,319,226.70	58.3
011 908100 XFER TO LAW LIBRARY	30,475.00	30,475.00	30,475.00	.00	.00	.00	100.0
011 909600 XFER TO HISTORIC PRESER	5,550.00	5,550.00	5,550.00	.00	.00	.00	100.0
011 916400 XFER TO SPATF GRANT	218,469.00	218,469.00	61,536.79	.00	.00	156,932.21	28.2
011 917100 XFER TO CDA VOCA	29,993.00	29,993.00	14,826.24	3,186.22	.00	15,166.76	49.4
011 930100 XFER TO ROAD CONSTRUCTI	210,000.00	210,000.00	210,000.00	.00	.00	.00	100.0
TOTAL UNDEFINED	-109,710,226.00	-110,710,828.00	-81,149,045.32	-3,354,893.47	2,644.59	-29,564,427.27	73.3%

001 COMMISSIONERS' COURT

01100110 500100 ELECTED OFFICIALS	335,121.00	335,121.00	191,868.35	38,104.62	.00	143,252.65	57.3
-----------------------------------	------------	------------	------------	-----------	-----	------------	------

BUDGET SUMMARIES REPORT
ACCOUNT SUMMARY APRIL 2022

FOR 2022 07

	ORIGINAL APPROP	REVISED BUDGET	YTD ACTUAL	MTD ACTUAL	ENCUMBRANCES	AVAILABLE BUDGET	PCT USE/COL
01100110 500400 VEHICLE ALLOWANCE	19,200.00	19,200.00	11,150.44	2,215.32	.00	8,049.56	58.1
01100110 500600 STAFF EMPLOYEES	152,924.00	152,924.00	86,862.88	17,262.96	.00	66,061.12	56.8
01100110 510100 FICA	31,450.00	31,450.00	17,337.30	3,424.81	.00	14,112.70	55.1
01100110 510200 MEDICARE	7,356.00	7,356.00	4,054.68	800.96	.00	3,301.32	55.1
01100110 510300 RETIREMENT	56,355.00	56,355.00	33,722.17	7,004.01	.00	22,632.83	59.8
01100110 510400 GROUP HEALTH INSUR	52,717.00	52,717.00	32,000.63	7,002.69	.00	20,716.37	60.7
01100110 510500 GROUP DENTAL INSUR	2,905.00	2,905.00	2,019.50	402.72	.00	885.50	69.5
01100110 510600 LIFE INSURANCE	420.00	420.00	236.74	47.04	.00	183.26	56.4
01100110 510700 UNEMPLOYMENT INSUR	146.00	146.00	83.05	26.16	.00	62.95	56.9
01100110 510900 WORKER'S COMPENSAT	1,369.00	1,369.00	234.43	46.59	.00	1,134.57	17.1
01100110 520100 SUPPLIES/OTH OPER	3,500.00	3,500.00	757.46	29.00	1,892.56	849.98	75.7
01100110 523000 NON-CAPITAL SOFTWA	1,500.00	1,025.00	.00	.00	.00	1,025.00	.0
01100110 540100 COMMUNICATIONS - M	2,220.00	2,695.00	1,440.97	121.63	779.03	475.00	82.4
01100110 550300 TRAVEL AND TRAININ	21,300.00	21,300.00	5,345.51	197.00	.00	15,954.49	25.1
01100110 550500 ASSOCIATION DUES	3,320.00	3,320.00	3,320.00	.00	.00	.00	100.0
01100110 580100 INSURANCE AND BOND	100.00	100.00	.00	.00	.00	100.00	.0
TOTAL COMMISSIONERS' COURT	691,903.00	691,903.00	390,434.11	76,685.51	2,671.59	298,797.30	56.8%

002 COUNTY JUDGE

01100210 500100 ELECTED OFFICIALS	147,688.00	147,688.00	83,700.50	16,629.24	.00	63,987.50	56.7
01100210 500200 APPOINTED OFFICIAL	55,333.00	55,333.00	32,125.99	6,384.66	.00	23,207.01	58.1
01100210 510100 FICA	12,588.00	12,588.00	5,983.63	1,367.46	.00	6,604.37	47.5
01100210 510200 MEDICARE	2,944.00	2,944.00	1,608.39	319.80	.00	1,335.61	54.6
01100210 510300 RETIREMENT	22,555.00	22,555.00	13,474.45	2,799.27	.00	9,080.55	59.7
01100210 510400 GROUP HEALTH INSUR	15,062.00	15,062.00	14,882.86	2,956.86	.00	179.14	98.8
01100210 510500 GROUP DENTAL INSUR	830.00	830.00	563.38	111.93	.00	266.62	67.9
01100210 510600 LIFE INSURANCE	120.00	120.00	67.64	13.44	.00	52.36	56.4
01100210 510700 UNEMPLOYMENT INSUR	53.00	53.00	30.93	9.94	.00	22.07	58.4
01100210 510900 WORKER'S COMPENSAT	548.00	548.00	86.80	17.25	.00	461.20	15.8
01100210 520100 SUPPLIES/OTH OPER	1,750.00	1,750.00	765.97	25.00	9.03	975.00	44.3
01100210 522800 LAW BOOKS	300.00	300.00	.00	.00	.00	300.00	.0
01100210 540100 COMMUNICATIONS - M	300.00	300.00	164.64	23.52	110.36	25.00	91.7
01100210 550300 TRAVEL AND TRAININ	7,500.00	7,300.00	4,215.11	2,273.48	356.00	2,728.89	62.6
01100210 550500 ASSOCIATION DUES	200.00	400.00	200.00	.00	200.00	.00	100.0
01100210 580100 INSURANCE AND BOND	125.00	125.00	.00	.00	.00	125.00	.0
01100210 599400 EMERGENCY MGT OPER	1,000.00	1,000.00	.00	.00	.00	1,000.00	.0
TOTAL COUNTY JUDGE	268,896.00	268,896.00	157,870.29	32,931.85	675.39	110,350.32	59.0%

003 COUNTY CLERK

01100310 500100 ELECTED OFFICIALS	83,780.00	83,780.00	48,647.50	9,666.93	.00	35,132.50	58.1
-----------------------------------	-----------	-----------	-----------	----------	-----	-----------	------

BUDGET SUMMARIES REPORT
ACCOUNT SUMMARY APRIL 2022

FOR 2022 07

	ORIGINAL APPROP	REVISED BUDGET	YTD ACTUAL	MTD ACTUAL	ENCUMBRANCES	AVAILABLE BUDGET	PCT USE/COL
01100310 500600 STAFF EMPLOYEES	877,993.00	877,993.00	422,705.58	81,839.62	.00	455,287.42	48.1
01100310 500700 OVERTIME COMPENSAT	1,000.00	1,000.00	43.29	5.63	.00	956.71	4.3
01100310 500800 TEMPORARY	7,500.00	7,500.00	.00	.00	.00	7,500.00	.0
01100310 510100 FICA	64,057.00	64,057.00	27,099.04	5,257.44	.00	36,957.96	42.3
01100310 510200 MEDICARE	14,981.00	14,981.00	6,337.65	1,229.53	.00	8,643.35	42.3
01100310 510300 RETIREMENT	114,786.00	114,786.00	54,807.58	11,141.57	.00	59,978.42	47.7
01100310 510400 GROUP HEALTH INSUR	165,682.00	165,682.00	93,806.77	16,849.43	.00	71,875.23	56.6
01100310 510500 GROUP DENTAL INSUR	9,130.00	9,130.00	4,809.62	908.52	.00	4,320.38	52.7
01100310 510600 LIFE INSURANCE	1,320.00	1,320.00	617.94	114.24	.00	702.06	46.8
01100310 510700 UNEMPLOYMENT INSUR	930.00	930.00	407.64	129.92	.00	522.36	43.8
01100310 510900 WORKER'S COMPENSAT	2,789.00	2,789.00	1,141.59	221.03	.00	1,647.41	40.9
01100310 520100 SUPPLIES/OTH OPER	25,000.00	25,000.00	4,553.31	1,146.42	15,179.57	5,267.12	78.9
01100310 522800 LAW BOOKS	1,000.00	1,000.00	551.00	.00	.00	449.00	55.1
01100310 530100 EQUIPMENT OPER/MAI	2,000.00	2,000.00	.00	.00	.00	2,000.00	.0
01100310 540100 COMMUNICATIONS - M	712.00	712.00	216.64	.00	483.36	12.00	98.3
01100310 550300 TRAVEL AND TRAININ	8,075.00	8,075.00	1,744.77	922.47	236.95	6,093.28	24.5
01100310 550500 ASSOCIATION DUES	325.00	325.00	325.00	.00	.00	.00	100.0
01100310 660300 CAPITAL OUTLAY-COU	5,500.00	5,500.00	5,200.00	.00	.00	300.00	94.5
TOTAL COUNTY CLERK	1,386,560.00	1,386,560.00	673,014.92	129,432.75	15,899.88	697,645.20	49.7%

005 INFORMATION TECHNOLOGY SERVICE

01100510 500600 STAFF EMPLOYEES	2,589,310.00	2,589,310.00	963,211.94	186,920.18	.00	1,626,098.06	37.2
01100510 500700 OVERTIME COMPENSAT	10,000.00	10,000.00	2,005.88	174.93	.00	7,994.12	20.1
01100510 510100 FICA	161,157.00	161,157.00	57,535.02	11,060.85	.00	103,621.98	35.7
01100510 510200 MEDICARE	37,690.00	37,690.00	13,455.93	2,586.86	.00	24,234.07	35.7
01100510 510300 RETIREMENT	288,784.00	288,784.00	112,138.21	22,762.71	.00	176,645.79	38.8
01100510 510400 GROUP HEALTH INSUR	321,226.00	321,226.00	144,205.16	30,864.75	.00	177,020.84	44.9
01100510 510500 GROUP DENTAL INSUR	17,701.00	17,701.00	7,377.36	1,505.83	.00	10,323.64	41.7
01100510 510600 LIFE INSURANCE	2,559.00	2,559.00	913.50	181.44	.00	1,645.50	35.7
01100510 510700 UNEMPLOYMENT INSUR	2,482.00	2,482.00	915.35	280.92	.00	1,566.65	36.9
01100510 510900 WORKER'S COMPENSAT	6,090.00	6,090.00	2,605.75	505.08	.00	3,484.25	42.8
01100510 520100 SUPPLIES/OTH OPER	280,545.00	280,545.00	17,807.06	3,105.11	119,164.60	143,573.34	48.8
01100510 523000 NON-CAPITAL SOFTWA	51,000.00	51,000.00	9,123.20	.00	3,016.00	38,860.80	23.8
01100510 523100 NON-CAPITAL EQUIPM	53,250.00	53,250.00	6,166.95	2,040.00	10,815.49	36,267.56	31.9
01100510 530100 EQUIPMENT OPER/MAI	771,129.00	771,129.00	215,002.12	.00	367,115.56	189,011.32	75.5
01100510 530200 VEHICLE OPERATION/	3,000.00	3,000.00	748.98	215.30	758.68	1,492.34	50.3
01100510 530800 SOFTWARE MAINTENAN	2,761,261.00	2,761,261.00	2,102,496.49	382,655.43	107,438.89	551,325.62	80.0
01100510 540100 COMMUNICATIONS - M	89,980.00	89,980.00	37,665.33	4,824.43	47,025.97	5,288.70	94.1
01100510 550300 TRAVEL AND TRAININ	118,100.00	118,100.00	6,812.00	900.00	.00	111,288.00	5.8
01100510 550500 ASSOCIATION DUES	2,825.00	2,825.00	175.00	.00	.00	2,650.00	6.2

BUDGET SUMMARIES REPORT
ACCOUNT SUMMARY APRIL 2022

FOR 2022 07

	ORIGINAL APPROP	REVISED BUDGET	YTD ACTUAL	MTD ACTUAL	ENCUMBRANCES	AVAILABLE BUDGET	PCT USE/COL
01100510 562200 CONTRACT SERVICES	235,000.00	235,000.00	20,300.00	2,900.00	19,950.00	194,750.00	17.1
01100510 660500 CAPITAL OUTLAY TEC	1,012,000.00	1,012,000.00	31,880.00	1,466.72	8,063.00	972,057.00	3.9
TOTAL INFORMATION TECHNOLOGY S	8,815,089.00	8,815,089.00	3,752,541.23	654,950.54	683,348.19	4,379,199.58	50.3%

007 NON DEPARTMENTAL

01100710 520100 SUPPLIES/OTH OPER	2,500.00	2,500.00	1,334.78	.00	10.99	1,154.23	53.8
01100710 522500 POSTAGE	310,000.00	310,000.00	207,429.47	7,647.16	56,512.50	46,058.03	85.1
01100710 522900 PUBLICATIONS LEGAL	30,000.00	30,000.00	18,234.50	899.50	7,079.40	4,686.10	84.4
01100710 540100 COMMUNICATIONS - M	148,800.00	148,800.00	34,962.01	11,901.22	113,837.99	.00	100.0
01100710 540200 TELEPHONE - LONG D	12,000.00	12,000.00	4,280.04	724.44	7,719.96	.00	100.0
01100710 550500 ASSOCIATION DUES	68,187.00	68,192.00	68,184.84	.00	.00	7.16	100.0
01100710 561400 PROFESSIONAL SERVI	375,000.00	261,335.00	79,344.00	70,000.00	21,609.00	160,382.00	38.6
01100710 562200 CONTRACT SERVICES	80,000.00	80,000.00	22,670.70	.00	4,608.14	52,721.16	34.1
01100710 562300 INTER LOCAL AGREEM	1,109,073.00	1,109,073.00	587,054.50	.00	520,018.50	2,000.00	99.8
01100710 580100 INSURANCE AND BOND	600,000.00	600,000.00	489,334.04	8,631.60	65,386.46	45,279.50	92.5
01100710 580200 PUBLIC OFFICIALS L	400,000.00	400,000.00	287,715.00	.00	.00	112,285.00	71.9
01100710 583000 CIVIL JUDGEMENTS	50,000.00	50,000.00	5,000.00	.00	.00	45,000.00	10.0
01100710 599300 LEGISLATIVE & ADMI	1.00	1.00	.00	.00	.00	1.00	.0
01100710 599310 PAST YR LEGISLATIV	1.00	1.00	.00	.00	.00	1.00	.0
01100710 599501 CONTINGENCY-PAYROL	5,687,073.00	.00	.00	.00	.00	.00	.0
01100710 599800 CONTINGENCY	2,380,700.00	99,013.00	.00	.00	.00	99,013.00	.0
01100710 599900 OTHER CHARGES	75,062.00	75,062.00	3,373.47	3,373.47	.00	71,688.53	4.5
TOTAL NON DEPARTMENTAL	11,328,397.00	3,245,977.00	1,808,917.35	103,177.39	796,782.94	640,276.71	80.3%

009 TREASURER

01100915 500100 ELECTED OFFICIALS	83,780.00	83,780.00	48,647.50	9,666.93	.00	35,132.50	58.1
01100915 500600 STAFF EMPLOYEES	175,835.00	175,835.00	96,228.11	19,848.18	.00	79,606.89	54.7
01100915 500800 TEMPORARY	10,000.00	10,000.00	4,038.40	1,743.13	.00	5,961.60	40.4
01100915 500900 PART TIME POSITION	28,000.00	28,000.00	14,722.95	2,436.00	.00	13,277.05	52.6
01100915 510100 FICA	17,577.00	17,577.00	9,033.35	1,872.09	.00	8,543.65	51.4
01100915 510200 MEDICARE	4,111.00	4,111.00	2,112.64	437.83	.00	1,998.36	51.4
01100915 510300 RETIREMENT	30,387.00	30,387.00	18,574.01	3,886.69	.00	11,812.99	61.1
01100915 510400 GROUP HEALTH INSUR	30,124.00	30,124.00	32,529.31	6,032.25	.00	-2,405.31	108.0
01100915 510500 GROUP DENTAL INSUR	1,660.00	1,660.00	1,189.67	220.70	.00	470.33	71.7
01100915 510600 LIFE INSURANCE	240.00	240.00	133.04	24.64	.00	106.96	55.4
01100915 510700 UNEMPLOYMENT INSUR	236.00	236.00	110.46	36.15	.00	125.54	46.8

BUDGET SUMMARIES REPORT
ACCOUNT SUMMARY APRIL 2022

FOR 2022 07

	ORIGINAL APPROP	REVISED BUDGET	YTD ACTUAL	MTD ACTUAL	ENCUMBRANCES	AVAILABLE BUDGET	PCT USE/COL
01100915 510900 WORKER'S COMPENSAT	765.00	765.00	310.48	64.88	.00	454.52	40.6
01100915 520100 SUPPLIES/OTH OPER	8,482.00	8,127.00	403.84	187.35	1,496.16	6,227.00	23.4
01100915 523000 NON-CAPITAL SOFTWA	.00	355.00	355.00	.00	.00	.00	100.0
01100915 530100 EQUIPMENT OPER/MAI	800.00	800.00	235.00	235.00	.00	565.00	29.4
01100915 530800 SOFTWARE MAINTENAN	100.00	100.00	.00	.00	.00	100.00	.0
01100915 550300 TRAVEL AND TRAININ	6,500.00	6,500.00	2,316.12	.00	.00	4,183.88	35.6
01100915 550500 ASSOCIATION DUES	175.00	175.00	.00	.00	.00	175.00	.0
01100915 562200 CONTRACT SERVICES	2,000.00	2,000.00	.00	.00	.00	2,000.00	.0
01100915 580100 INSURANCE AND BOND	5,000.00	5,000.00	2,500.00	.00	.00	2,500.00	50.0
TOTAL TREASURER	405,772.00	405,772.00	233,439.88	46,691.82	1,496.16	170,835.96	57.9%

010 TAX ASSESSOR/COLLECTOR

01101015 500100 ELECTED OFFICIALS	83,780.00	83,780.00	48,647.50	9,666.93	.00	35,132.50	58.1
01101015 500600 STAFF EMPLOYEES	1,352,952.00	1,352,952.00	694,632.06	136,800.94	.00	658,319.94	51.3
01101015 500700 OVERTIME COMPENSAT	.00	.00	41.16	.00	.00	-41.16	100.0
01101015 500900 PART TIME POSITION	18,000.00	18,000.00	2,577.60	648.00	.00	15,422.40	14.3
01101015 510100 FICA	92,793.00	92,793.00	43,714.70	8,576.67	.00	49,078.30	47.1
01101015 510200 MEDICARE	21,702.00	21,702.00	10,223.68	2,005.83	.00	11,478.32	47.1
01101015 510300 RETIREMENT	166,281.00	166,281.00	86,800.97	17,886.94	.00	79,480.03	52.2
01101015 510400 GROUP HEALTH INSUR	263,585.00	263,585.00	148,612.54	31,599.90	.00	114,972.46	56.4
01101015 510500 GROUP DENTAL INSUR	14,525.00	14,525.00	7,136.44	1,456.11	.00	7,388.56	49.1
01101015 510600 LIFE INSURANCE	2,100.00	2,100.00	988.60	201.60	.00	1,111.40	47.1
01101015 510700 UNEMPLOYMENT INSUR	1,347.00	1,347.00	675.99	219.35	.00	671.01	50.2
01101015 510900 WORKER'S COMPENSAT	4,041.00	4,041.00	2,389.12	522.91	.00	1,651.88	59.1
01101015 520100 SUPPLIES/OTH OPER	28,212.00	28,212.00	9,527.74	2,670.03	13,942.95	4,741.31	83.2
01101015 523100 NON-CAPITAL EQUIPM	.00	1,800.00	1,500.00	1,500.00	.00	300.00	83.3
01101015 530200 VEHICLE OPERATION/	2,235.00	2,235.00	793.93	137.91	661.47	779.60	65.1
01101015 540100 COMMUNICATIONS - M	3,600.00	3,600.00	1,154.27	176.15	1,070.61	1,375.12	61.8
01101015 550300 TRAVEL AND TRAININ	15,500.00	15,500.00	3,484.58	75.00	1,188.00	10,827.42	30.1
01101015 550500 ASSOCIATION DUES	300.00	300.00	225.00	.00	.00	75.00	75.0
01101015 562200 CONTRACT SERVICES	15,630.00	15,630.00	12,962.67	.00	.00	2,667.33	82.9
01101015 570200 BUILDING RENTAL	9,277.00	9,277.00	3,864.60	.00	5,410.44	1.96	100.0
TOTAL TAX ASSESSOR/COLLECTOR	2,095,860.00	2,097,660.00	1,079,953.15	214,144.27	22,273.47	995,433.38	52.5%

011 PURCHASING

01101115 500600 STAFF EMPLOYEES	356,235.00	356,235.00	192,638.92	38,378.88	.00	163,596.08	54.1
---------------------------------	------------	------------	------------	-----------	-----	------------	------

BUDGET SUMMARIES REPORT
ACCOUNT SUMMARY APRIL 2022

FOR 2022 07

	ORIGINAL APPROP	REVISED BUDGET	YTD ACTUAL	MTD ACTUAL	ENCUMBRANCES	AVAILABLE BUDGET	PCT USE/COL
01101115 510100 FICA	22,087.00	22,087.00	11,479.70	2,284.04	.00	10,607.30	52.0
01101115 510200 MEDICARE	5,165.00	5,165.00	2,684.81	534.18	.00	2,480.19	52.0
01101115 510300 RETIREMENT	39,578.00	39,578.00	22,412.61	4,668.14	.00	17,165.39	56.6
01101115 510400 GROUP HEALTH INSUR	45,186.00	45,186.00	25,258.22	5,018.19	.00	19,927.78	55.9
01101115 510500 GROUP DENTAL INSUR	2,490.00	2,490.00	1,274.14	253.14	.00	1,215.86	51.2
01101115 510600 LIFE INSURANCE	360.00	360.00	202.92	40.32	.00	157.08	56.4
01101115 510700 UNEMPLOYMENT INSUR	320.00	320.00	184.59	58.69	.00	135.41	57.7
01101115 510900 WORKER'S COMPENSAT	962.00	962.00	520.11	103.62	.00	441.89	54.1
01101115 520100 SUPPLIES/OTH OPER	3,000.00	2,200.00	990.14	178.00	145.59	1,064.27	51.6
01101115 530100 EQUIPMENT OPER/MAI	200.00	200.00	.00	.00	.00	200.00	.0
01101115 530200 VEHICLE OPERATION/	500.00	1,300.00	1,034.60	900.59	150.99	114.41	91.2
01101115 550300 TRAVEL AND TRAININ	3,000.00	3,000.00	1,174.00	1,099.00	.00	1,826.00	39.1
01101115 550500 ASSOCIATION DUES	1,785.00	1,785.00	400.00	75.00	.00	1,385.00	22.4
01101115 562200 CONTRACT SERVICES	14,355.00	14,355.00	14,354.43	.00	.00	.57	100.0
01101115 570100 RENTALS AND LEASES	24,600.00	24,600.00	12,293.58	.00	12,293.58	12.84	99.9
TOTAL PURCHASING	519,823.00	519,823.00	286,902.77	53,591.79	12,590.16	220,330.07	57.6%

012 AUDITOR

01101215 500200 APPOINTED OFFICIAL	129,540.00	129,540.00	70,105.76	13,932.69	.00	59,434.24	54.1
01101215 500600 STAFF EMPLOYEES	769,007.00	755,507.00	373,328.78	73,890.77	.00	382,178.22	49.4
01101215 500700 OVERTIME COMPENSAT	500.00	1,000.00	504.15	27.27	.00	495.85	50.4
01101215 500800 TEMPORARY	9,300.00	22,300.00	12,146.05	1,676.50	.00	10,153.95	54.5
01101215 500900 PART TIME POSITION	26,229.00	26,229.00	.00	.00	.00	26,229.00	.0
01101215 510100 FICA	58,300.00	58,300.00	26,693.53	5,235.91	.00	31,606.47	45.8
01101215 510200 MEDICARE	13,634.00	13,634.00	6,242.82	1,224.49	.00	7,391.18	45.8
01101215 510300 RETIREMENT	103,437.00	103,437.00	51,615.28	10,676.13	.00	51,821.72	49.9
01101215 510400 GROUP HEALTH INSUR	105,434.00	105,434.00	55,941.22	10,906.00	.00	49,492.78	53.1
01101215 510500 GROUP DENTAL INSUR	5,810.00	5,810.00	3,163.78	609.91	.00	2,646.22	54.5
01101215 510600 LIFE INSURANCE	840.00	840.00	408.64	76.83	.00	431.36	48.6
01101215 510700 UNEMPLOYMENT INSUR	846.00	846.00	433.30	134.04	.00	412.70	51.2
01101215 510900 WORKER'S COMPENSAT	2,538.00	2,538.00	1,231.30	241.71	.00	1,306.70	48.5
01101215 520100 SUPPLIES/OTH OPER	13,571.00	13,571.00	5,131.08	1,121.70	7,274.90	1,165.02	91.4
01101215 523000 NON-CAPITAL SOFTWA	3,000.00	.00	.00	.00	.00	.00	.0
01101215 523100 NON-CAPITAL EQUIPM	3,500.00	.00	.00	.00	.00	.00	.0
01101215 530100 EQUIPMENT OPER/MAI	1,000.00	1,000.00	.00	.00	.00	1,000.00	.0
01101215 540100 COMMUNICATIONS - M	1,540.00	640.00	232.00	44.40	308.00	100.00	84.4
01101215 550300 TRAVEL AND TRAININ	21,017.00	28,524.00	19,016.77	1,410.40	798.91	8,708.32	69.5
01101215 550500 ASSOCIATION DUES	4,957.00	4,957.00	2,845.00	-830.00	.00	2,112.00	57.4
01101215 580100 INSURANCE AND BOND	200.00	93.00	92.50	.00	.00	.50	99.5
TOTAL AUDITOR	1,274,200.00	1,274,200.00	629,131.96	120,378.75	8,381.81	636,686.23	50.0%

BUDGET SUMMARIES REPORT
ACCOUNT SUMMARY APRIL 2022

FOR 2022 07

	ORIGINAL APPROP	REVISED BUDGET	YTD ACTUAL	MTD ACTUAL	ENCUMBRANCES	AVAILABLE BUDGET	PCT USE/COL
013 HUMAN RESOURCES							
01101315 500600 STAFF EMPLOYEES	423,032.00	423,032.00	209,661.24	44,067.07	.00	213,370.76	49.6
01101315 500800 TEMPORARY	18,000.00	18,000.00	2,894.90	1,486.00	.00	15,105.10	16.1
01101315 510100 FICA	27,344.00	27,344.00	12,513.70	2,691.62	.00	14,830.30	45.8
01101315 510200 MEDICARE	6,395.00	6,395.00	2,926.56	629.49	.00	3,468.44	45.8
01101315 510300 RETIREMENT	46,999.00	46,999.00	24,395.45	5,353.06	.00	22,603.55	51.9
01101315 510400 GROUP HEALTH INSUR	45,186.00	45,186.00	19,808.18	3,091.22	.00	25,377.82	43.8
01101315 510500 GROUP DENTAL INSUR	2,490.00	2,490.00	1,053.08	181.62	.00	1,436.92	42.3
01101315 510600 LIFE INSURANCE	360.00	360.00	144.24	26.88	.00	215.76	40.1
01101315 510700 UNEMPLOYMENT INSUR	396.00	396.00	199.50	63.48	.00	196.50	50.4
01101315 510900 WORKER'S COMPENSAT	1,020.00	1,020.00	573.94	123.01	.00	446.06	56.3
01101315 520100 SUPPLIES/OTH OPER	81,150.00	81,150.00	25,470.08	981.12	8,461.75	47,218.17	41.8
01101315 522800 LAW BOOKS	2,500.00	2,500.00	.00	.00	.00	2,500.00	.0
01101315 523000 NON-CAPITAL SOFTWA	1,500.00	1,500.00	.00	.00	.00	1,500.00	.0
01101315 530800 SOFTWARE MAINTENAN	146,000.00	146,000.00	74,784.74	9,617.97	70,215.26	1,000.00	99.3
01101315 540100 COMMUNICATIONS - M	4,800.00	4,800.00	1,549.59	.00	1,850.41	1,400.00	70.8
01101315 550300 TRAVEL AND TRAININ	15,000.00	12,820.00	4,954.11	15.00	1,000.00	6,865.89	46.4
01101315 550500 ASSOCIATION DUES	.00	2,180.00	1,314.00	.00	.00	866.00	60.3
01101315 561400 PROFESSIONAL SERVI	75,500.00	75,500.00	28,296.25	4,159.30	12,546.00	34,657.75	54.1
01101315 561500 PROFESSIONAL DEVEL	15,000.00	15,000.00	821.95	21.95	.00	14,178.05	5.5
TOTAL HUMAN RESOURCES	912,672.00	912,672.00	411,361.51	72,508.79	94,073.42	407,237.07	55.4%
014 COURTS							
01101420 500100 ELECTED OFFICIALS	649,400.00	649,400.00	375,990.00	74,700.00	.00	273,410.00	57.9
01101420 500200 APPOINTED OFFICIAL	1,864,130.00	1,864,130.00	1,070,111.06	212,671.92	.00	794,018.94	57.4
01101420 500600 STAFF EMPLOYEES	815,835.00	815,835.00	429,753.03	88,817.48	.00	386,081.97	52.7
01101420 500700 OVERTIME COMPENSAT	.00	.00	7.03	.00	.00	-7.03	100.0
01101420 500800 TEMPORARY	101,000.00	101,000.00	12,391.75	-23,460.00	.00	88,608.25	12.3
01101420 500900 PART TIME POSITION	14,149.00	14,149.00	8,838.12	2,551.50	.00	5,310.88	62.5
01101420 501000 SUPPLEMENTAL SALAR	31,200.00	31,200.00	18,120.00	3,600.00	.00	13,080.00	58.1
01101420 510100 FICA	218,593.00	218,593.00	111,400.79	23,048.46	.00	107,192.21	51.0
01101420 510200 MEDICARE	51,123.00	51,123.00	26,928.57	5,390.38	.00	24,194.43	52.7
01101420 510300 RETIREMENT	380,485.00	380,485.00	221,530.06	46,614.91	.00	158,954.94	58.2
01101420 510400 GROUP HEALTH INSUR	361,488.00	361,488.00	239,030.64	48,930.45	.00	122,457.36	66.1
01101420 510500 GROUP DENTAL INSUR	19,920.00	19,920.00	11,365.56	2,317.65	.00	8,554.44	57.1
01101420 510600 LIFE INSURANCE	2,880.00	2,880.00	1,326.78	270.84	.00	1,553.22	46.1
01101420 510700 UNEMPLOYMENT INSUR	2,589.00	2,589.00	1,483.99	458.64	.00	1,105.01	57.3

BUDGET SUMMARIES REPORT
ACCOUNT SUMMARY APRIL 2022

FOR 2022 07

	ORIGINAL APPROP	REVISED BUDGET	YTD ACTUAL	MTD ACTUAL	ENCUMBRANCES	AVAILABLE BUDGET	PCT USE/COL
01101420 510900 WORKER'S COMPENSAT	9,520.00	9,520.00	4,241.38	852.47	.00	5,278.62	44.6
01101420 520100 SUPPLIES/OTH OPER	43,000.00	43,000.00	29,453.97	3,300.59	8,603.65	4,942.38	88.5
01101420 522800 LAW BOOKS	5,000.00	5,000.00	325.73	.00	.00	4,674.27	6.5
01101420 523100 NON-CAPITAL EQUIPM	10,000.00	10,000.00	3,388.74	3,388.74	.00	6,611.26	33.9
01101420 540100 COMMUNICATIONS - M	10,500.00	10,500.00	2,268.15	890.70	6,202.89	2,028.96	80.7
01101420 550300 TRAVEL AND TRAININ	47,000.00	47,000.00	7,518.53	1,016.47	3,350.00	36,131.47	23.1
01101420 550500 ASSOCIATION DUES	11,870.00	11,870.00	510.50	103.50	1,150.00	10,209.50	14.0
01101420 580100 INSURANCE AND BOND	750.00	750.00	142.00	.00	.00	608.00	18.9
TOTAL COURTS	4,650,432.00	4,650,432.00	2,576,126.38	495,464.70	19,306.54	2,054,999.08	55.8%

015 APPELLATE COURTS

01101520 501000 SUPPLEMENTAL SALAR	19,280.00	19,280.00	11,196.96	2,224.56	.00	8,083.04	58.1
01101520 510100 FICA	1,195.00	1,195.00	694.16	137.96	.00	500.84	58.1
01101520 510200 MEDICARE	280.00	280.00	162.48	32.28	.00	117.52	58.0
01101520 510300 RETIREMENT	2,142.00	2,142.00	1,302.64	270.56	.00	839.36	60.8
01101520 510500 GROUP DENTAL INSUR	415.00	415.00	.00	.00	.00	415.00	.0
01101520 510600 LIFE INSURANCE	240.00	240.00	.00	.00	.00	240.00	.0
01101520 510900 WORKER'S COMPENSAT	52.00	52.00	.00	.00	.00	52.00	.0
TOTAL APPELLATE COURTS	23,604.00	23,604.00	13,356.24	2,665.36	.00	10,247.76	56.6%

023 DISTRICT CLERK

01102320 500100 ELECTED OFFICIALS	83,780.00	83,780.00	48,647.51	9,666.93	.00	35,132.49	58.1
01102320 500600 STAFF EMPLOYEES	1,193,243.00	1,193,243.00	633,808.47	129,206.80	.00	559,434.53	53.1
01102320 500700 OVERTIME COMPENSAT	12,000.00	12,000.00	8,412.78	2,331.15	.00	3,587.22	70.1
01102320 500800 TEMPORARY	35,000.00	35,000.00	7,877.84	792.64	.00	27,122.16	22.5
01102320 510100 FICA	81,717.00	81,717.00	41,251.58	8,374.82	.00	40,465.42	50.5
01102320 510200 MEDICARE	19,112.00	19,112.00	9,647.48	1,958.61	.00	9,464.52	50.5
01102320 510300 RETIREMENT	142,544.00	142,544.00	80,365.92	17,175.92	.00	62,178.08	56.4
01102320 510400 GROUP HEALTH INSUR	225,930.00	225,930.00	115,083.58	24,269.91	.00	110,846.42	50.9
01102320 510500 GROUP DENTAL INSUR	12,450.00	12,450.00	6,763.82	1,340.27	.00	5,686.18	54.3
01102320 510600 LIFE INSURANCE	1,800.00	1,800.00	947.71	189.73	.00	852.29	52.7
01102320 510700 UNEMPLOYMENT INSUR	1,113.00	1,113.00	660.65	223.31	.00	452.35	59.4
01102320 510900 WORKER'S COMPENSAT	3,559.00	3,559.00	1,747.15	357.39	.00	1,811.85	49.1
01102320 520100 SUPPLIES/OTH OPER	73,500.00	73,500.00	14,774.19	1,913.37	35,035.00	23,690.81	67.8
01102320 522800 LAW BOOKS	200.00	200.00	69.00	.00	.00	131.00	34.5
01102320 530100 EQUIPMENT OPER/MAI	500.00	500.00	.00	.00	.00	500.00	.0

BUDGET SUMMARIES REPORT
ACCOUNT SUMMARY APRIL 2022

FOR 2022 07

	ORIGINAL APPROP	REVISED BUDGET	YTD ACTUAL	MTD ACTUAL	ENCUMBRANCES	AVAILABLE BUDGET	PCT USE/COL
01102320 550300 TRAVEL AND TRAININ	6,500.00	6,500.00	2,711.90	250.00	100.00	3,688.10	43.3
01102320 550500 ASSOCIATION DUES	175.00	175.00	125.00	.00	.00	50.00	71.4
01102320 561400 PROFESSIONAL SERVI	500.00	500.00	130.00	65.00	.00	370.00	26.0
01102320 580100 INSURANCE AND BOND	450.00	450.00	20.00	.00	.00	430.00	4.4
TOTAL DISTRICT CLERK	1,894,073.00	1,894,073.00	973,044.58	198,115.85	35,135.00	885,893.42	53.2%

030 JUDICIAL COMPLIANCE

01103010 500600 STAFF EMPLOYEES	268,076.00	268,076.00	140,141.72	29,385.84	.00	127,934.28	52.3
01103010 500900 PART TIME POSITION	11,033.00	11,033.00	.00	.00	.00	11,033.00	.0
01103010 510100 FICA	17,304.00	17,304.00	8,417.09	1,766.62	.00	8,886.91	48.6
01103010 510200 MEDICARE	4,047.00	4,047.00	1,968.37	413.13	.00	2,078.63	48.6
01103010 510300 RETIREMENT	31,009.00	31,009.00	16,321.90	3,563.68	.00	14,687.10	52.6
01103010 510400 GROUP HEALTH INSUR	45,186.00	45,186.00	25,342.40	5,179.14	.00	19,843.60	56.1
01103010 510500 GROUP DENTAL INSUR	2,490.00	2,490.00	1,440.07	293.97	.00	1,049.93	57.8
01103010 510600 LIFE INSURANCE	360.00	360.00	197.27	40.32	.00	162.73	54.8
01103010 510700 UNEMPLOYMENT INSUR	251.00	251.00	137.46	47.03	.00	113.54	54.8
01103010 510900 WORKER'S COMPENSAT	753.00	753.00	457.08	79.32	.00	295.92	60.7
01103010 520100 SUPPLIES/OTH OPER	2,850.00	2,850.00	70.96	.00	766.87	2,012.17	29.4
01103010 550300 TRAVEL AND TRAININ	3,500.00	3,500.00	.00	.00	.00	3,500.00	.0
01103010 550500 ASSOCIATION DUES	400.00	400.00	.00	.00	400.00	.00	100.0
01103010 561400 PROFESSIONAL SERVI	3,150.00	3,150.00	1,529.77	259.09	1,579.31	40.92	98.7
01103010 562200 CONTRACT SERVICES	12,000.00	12,000.00	10,885.17	888.82	.00	1,114.83	90.7
TOTAL JUDICIAL COMPLIANCE	402,409.00	402,409.00	206,909.26	41,916.96	2,746.18	192,753.56	52.1%

031 JUSTICE OF THE PEACE PCT 1

01103120 500100 ELECTED OFFICIALS	83,780.00	83,780.00	48,625.90	9,666.93	.00	35,154.10	58.0
01103120 500600 STAFF EMPLOYEES	172,517.00	172,517.00	98,318.68	19,462.30	.00	74,198.32	57.0
01103120 510100 FICA	15,891.00	15,891.00	8,591.96	1,704.76	.00	7,299.04	54.1
01103120 510200 MEDICARE	3,716.00	3,716.00	2,009.41	398.70	.00	1,706.59	54.1
01103120 510300 RETIREMENT	28,475.00	28,475.00	17,093.26	3,543.06	.00	11,381.74	60.0
01103120 510400 GROUP HEALTH INSUR	37,655.00	37,655.00	33,876.84	6,730.50	.00	3,778.16	90.0
01103120 510500 GROUP DENTAL INSUR	2,075.00	2,075.00	1,648.11	317.02	.00	426.89	79.4
01103120 510600 LIFE INSURANCE	300.00	300.00	169.10	33.60	.00	130.90	56.4
01103120 510700 UNEMPLOYMENT INSUR	163.00	163.00	95.02	30.74	.00	67.98	58.3
01103120 510900 WORKER'S COMPENSAT	692.00	692.00	265.52	52.56	.00	426.48	38.4
01103120 520100 SUPPLIES/OTH OPER	4,700.00	4,700.00	1,043.54	114.49	2,772.96	883.50	81.2

BUDGET SUMMARIES REPORT
ACCOUNT SUMMARY APRIL 2022

FOR 2022 07

	ORIGINAL APPROP	REVISED BUDGET	YTD ACTUAL	MTD ACTUAL	ENCUMBRANCES	AVAILABLE BUDGET	PCT USE/COL
01103120 550300 TRAVEL AND TRAININ	200.00	200.00	.00	.00	.00	200.00	.0
01103120 580100 INSURANCE AND BOND	150.00	150.00	.00	.00	.00	150.00	.0
TOTAL JUSTICE OF THE PEACE PCT	350,314.00	350,314.00	211,737.34	42,054.66	2,772.96	135,803.70	61.2%

032 JUSTICE OF THE PEACE PCT 2

01103220 500100 ELECTED OFFICIALS	83,780.00	83,780.00	48,625.90	9,666.93	.00	35,154.10	58.0
01103220 500600 STAFF EMPLOYEES	149,560.00	149,560.00	78,138.08	16,053.13	.00	71,421.92	52.2
01103220 500700 OVERTIME COMPENSAT	.00	.00	117.19	.00	.00	-117.19	100.0
01103220 510100 FICA	14,467.00	14,467.00	7,472.67	1,519.79	.00	6,994.33	51.7
01103220 510200 MEDICARE	3,383.00	3,383.00	1,747.72	355.47	.00	1,635.28	51.7
01103220 510300 RETIREMENT	25,924.00	25,924.00	14,753.74	3,119.29	.00	11,170.26	56.9
01103220 510400 GROUP HEALTH INSUR	37,655.00	37,655.00	22,211.04	4,840.83	.00	15,443.96	59.0
01103220 510500 GROUP DENTAL INSUR	2,075.00	2,075.00	946.46	211.38	.00	1,128.54	45.6
01103220 510600 LIFE INSURANCE	300.00	300.00	152.33	33.60	.00	147.67	50.8
01103220 510700 UNEMPLOYMENT INSUR	142.00	142.00	75.85	25.05	.00	66.15	53.4
01103220 510900 WORKER'S COMPENSAT	630.00	630.00	211.25	43.34	.00	418.75	33.5
01103220 520100 SUPPLIES/OTH OPER	6,000.00	6,000.00	1,091.04	84.00	2,560.28	2,348.68	60.9
01103220 550300 TRAVEL AND TRAININ	5,700.00	5,700.00	225.00	.00	.00	5,475.00	3.9
01103220 550500 ASSOCIATION DUES	705.00	705.00	.00	.00	235.00	470.00	33.3
01103220 580100 INSURANCE AND BOND	110.00	110.00	.00	.00	.00	110.00	.0
TOTAL JUSTICE OF THE PEACE PCT	330,431.00	330,431.00	175,768.27	35,952.81	2,795.28	151,867.45	54.0%

033 JUSTICE OF THE PEACE PCT 3

01103320 500100 ELECTED OFFICIALS	83,780.00	83,780.00	48,625.90	9,666.93	.00	35,154.10	58.0
01103320 500600 STAFF EMPLOYEES	168,691.00	168,691.00	92,530.72	18,381.59	.00	76,160.28	54.9
01103320 500700 OVERTIME COMPENSAT	.00	.00	28.13	.00	.00	-28.13	100.0
01103320 500800 TEMPORARY	10,000.00	10,000.00	490.00	127.50	.00	9,510.00	4.9
01103320 510100 FICA	16,273.00	16,273.00	7,855.91	1,562.34	.00	8,417.09	48.3
01103320 510200 MEDICARE	3,806.00	3,806.00	1,837.22	365.38	.00	1,968.78	48.3
01103320 510300 RETIREMENT	28,050.00	28,050.00	16,425.20	3,411.51	.00	11,624.80	58.6
01103320 510400 GROUP HEALTH INSUR	37,655.00	37,655.00	35,219.54	6,997.26	.00	2,435.46	93.5
01103320 510500 GROUP DENTAL INSUR	2,075.00	2,075.00	1,816.83	360.96	.00	258.17	87.6
01103320 510600 LIFE INSURANCE	300.00	300.00	169.10	33.60	.00	130.90	56.4
01103320 510700 UNEMPLOYMENT INSUR	167.00	167.00	90.14	29.44	.00	76.86	54.0
01103320 510900 WORKER'S COMPENSAT	708.00	708.00	251.27	49.98	.00	456.73	35.5
01103320 520100 SUPPLIES/OTH OPER	7,500.00	7,500.00	2,959.07	1,229.51	211.59	4,329.34	42.3

BUDGET SUMMARIES REPORT
ACCOUNT SUMMARY APRIL 2022

FOR 2022 07

	ORIGINAL APPROP	REVISED BUDGET	YTD ACTUAL	MTD ACTUAL	ENCUMBRANCES	AVAILABLE BUDGET	PCT USE/COL
01103320 522800 LAW BOOKS	1,000.00	1,000.00	607.38	.00	.00	392.62	60.7
01103320 550300 TRAVEL AND TRAININ	10,000.00	10,000.00	395.00	135.00	.00	9,605.00	4.0
01103320 550500 ASSOCIATION DUES	715.00	715.00	140.00	.00	.00	575.00	19.6
01103320 561400 PROFESSIONAL SERVI	2,000.00	2,000.00	.00	.00	.00	2,000.00	.0
01103320 580100 INSURANCE AND BOND	200.00	200.00	.00	.00	.00	200.00	.0
01103320 599900 OTHER CHARGES	1,000.00	1,000.00	.00	.00	100.00	900.00	10.0
TOTAL JUSTICE OF THE PEACE PCT	373,920.00	373,920.00	209,441.41	42,351.00	311.59	164,167.00	56.1%

034 JUSTICE OF THE PEACE PCT 4

01103420 500100 ELECTED OFFICIALS	83,780.00	83,780.00	48,625.90	9,666.93	.00	35,154.10	58.0
01103420 500600 STAFF EMPLOYEES	173,524.00	173,524.00	97,742.85	19,486.55	.00	75,781.15	56.3
01103420 500700 OVERTIME COMPENSAT	2,000.00	2,000.00	1.31	.00	.00	1,998.69	.1
01103420 510100 FICA	15,953.00	15,953.00	8,204.64	1,633.10	.00	7,748.36	51.4
01103420 510200 MEDICARE	3,731.00	3,731.00	1,918.75	381.93	.00	1,812.25	51.4
01103420 510300 RETIREMENT	28,587.00	28,587.00	17,028.00	3,545.81	.00	11,559.00	59.6
01103420 510400 GROUP HEALTH INSUR	38,725.00	38,725.00	41,389.12	8,072.16	.00	-2,664.12	106.9
01103420 510500 GROUP DENTAL INSUR	2,075.00	2,075.00	1,644.84	326.79	.00	430.16	79.3
01103420 510600 LIFE INSURANCE	300.00	300.00	169.10	33.60	.00	130.90	56.4
01103420 510700 UNEMPLOYMENT INSUR	164.00	164.00	95.20	31.25	.00	68.80	58.0
01103420 510900 WORKER'S COMPENSAT	695.00	695.00	263.92	52.61	.00	431.08	38.0
01103420 520100 SUPPLIES/OTH OPER	5,000.00	5,000.00	847.65	235.74	3,352.35	800.00	84.0
01103420 522800 LAW BOOKS	200.00	200.00	.00	.00	.00	200.00	.0
01103420 550300 TRAVEL AND TRAININ	3,000.00	2,800.00	360.00	210.00	.00	2,440.00	12.9
01103420 550500 ASSOCIATION DUES	.00	200.00	120.00	60.00	.00	80.00	60.0
TOTAL JUSTICE OF THE PEACE PCT	357,734.00	357,734.00	218,411.28	43,736.47	3,352.35	135,970.37	62.0%

038 CENTRAL JURY

01103820 520100 SUPPLIES/OTH OPER	104,950.00	104,950.00	17,557.32	17,424.36	9,216.52	78,176.16	25.5
01103820 590100 JURY PAY	300,000.00	300,000.00	98,699.15	11,752.55	6,457.00	194,843.85	35.1
TOTAL CENTRAL JURY	404,950.00	404,950.00	116,256.47	29,176.91	15,673.52	273,020.01	32.6%

039 JUDICIAL

01103920 522800 LAW BOOKS	11,000.00	11,000.00	4,350.00	725.00	4,350.00	2,300.00	79.1
---------------------------	-----------	-----------	----------	--------	----------	----------	------

BUDGET SUMMARIES REPORT
ACCOUNT SUMMARY APRIL 2022

FOR 2022 07

	ORIGINAL APPROP	REVISED BUDGET	YTD ACTUAL	MTD ACTUAL	ENCUMBRANCES	AVAILABLE BUDGET	PCT USE/COL
01103920 560100 APPOINTED ATTYS-CI	1,052,000.00	1,052,000.00	426,294.64	70,243.00	.00	625,705.36	40.5
01103920 560200 APPOINTED ATTYS-CR	18,000.00	90,400.00	48,869.71	.00	.00	41,530.29	54.1
01103920 560300 APPOINTED ATTYS-JU	100,000.00	100,000.00	51,635.00	11,597.50	.00	48,365.00	51.6
01103920 560400 APPOINTED ATTYS-ME	57,000.00	57,000.00	12,452.06	1,447.50	.00	44,547.94	21.8
01103920 560500 COURT REPORTER TRA	140,000.00	140,000.00	48,069.35	8,572.60	.00	91,930.65	34.3
01103920 560700 APPTD JUDGE/REPTE	70,000.00	70,000.00	16,808.62	1,253.82	.00	53,191.38	24.0
01103920 560800 WITNESS/INTERPRETE	45,000.00	45,000.00	16,609.71	2,071.86	1,260.29	27,130.00	39.7
01103920 561100 INMATE MEDICAL	5,000.00	5,000.00	1,601.00	.00	.00	3,399.00	32.0
01103920 561400 PROFESSIONAL SERVI	150,500.00	150,500.00	81,875.00	8,250.00	.00	68,625.00	54.4
01103920 562200 CONTRACT SERVICES	4,718,578.00	4,340,966.00	2,570,821.50	600.00	1,706,292.50	63,852.00	98.5
01103920 562320 EXPERT WITNESS-JUV	560.00	560.00	.00	.00	.00	560.00	.0
01103920 562700 EXPERT WITNESS-CRI	150,000.00	147,000.00	80,800.00	1,000.00	.00	66,200.00	55.0
01103920 564100 INVESTIGATOR EXP-C	1,000.00	1,000.00	.00	.00	.00	1,000.00	.0
01103920 564210 INVESTIGATOR EXP-C	150,000.00	75,000.00	.00	.00	.00	75,000.00	.0
01103920 564300 INVESTIGATOR EXP-J	300.00	300.00	.00	.00	.00	300.00	.0
01103920 590200 JURY EXPENSE	2,000.00	2,000.00	544.36	113.25	1,258.93	196.71	90.2
01103920 599960 JUDICIAL SUPPORT	41,670.00	47,270.00	47,212.52	.00	.00	57.48	99.9
TOTAL JUDICIAL	6,712,608.00	6,334,996.00	3,407,943.47	105,874.53	1,713,161.72	1,213,890.81	80.8%

040 DISTRICT ATTORNEY

01104025 500100 ELECTED OFFICIALS	30,000.00	30,000.00	17,423.13	3,461.55	.00	12,576.87	58.1
01104025 500200 APPOINTED OFFICIAL	299,504.00	299,504.00	152,403.94	30,288.48	.00	147,100.06	50.9
01104025 500600 STAFF EMPLOYEES	5,096,188.00	5,096,188.00	2,787,614.91	557,940.81	.00	2,308,573.09	54.7
01104025 500700 OVERTIME COMPENSAT	5,720.00	5,720.00	121.04	.00	.00	5,598.96	2.1
01104025 500800 TEMPORARY	54,065.00	54,065.00	16,497.67	3,037.50	.00	37,567.33	30.5
01104025 500900 PART TIME POSITION	52,366.00	52,366.00	27,040.83	6,036.25	.00	25,325.17	51.6
01104025 501301 LONGEVITY CDA	.00	.00	4,860.00	.00	.00	-4,860.00	100.0
01104025 510100 FICA	349,546.00	349,546.00	181,552.83	35,835.50	.00	167,993.17	51.9
01104025 510200 MEDICARE	81,749.00	81,749.00	42,460.10	8,380.94	.00	39,288.90	51.9
01104025 510300 RETIREMENT	620,358.00	620,358.00	350,427.32	72,509.03	.00	269,930.68	56.5
01104025 510400 GROUP HEALTH INSUR	572,356.00	572,356.00	332,461.30	72,988.05	.00	239,894.70	58.1
01104025 510500 GROUP DENTAL INSUR	31,540.00	31,540.00	16,617.09	3,582.12	.00	14,922.91	52.7
01104025 510600 LIFE INSURANCE	4,560.00	4,560.00	2,368.60	501.96	.00	2,191.40	51.9
01104025 510700 UNEMPLOYMENT INSUR	5,047.00	5,047.00	2,850.04	877.75	.00	2,196.96	56.5
01104025 510900 WORKER'S COMPENSAT	15,222.00	15,222.00	8,135.29	1,612.67	.00	7,086.71	53.4
01104025 520100 SUPPLIES/OTH OPER	54,245.00	54,245.00	12,664.42	2,559.26	13,147.23	28,433.35	47.6
01104025 522800 LAW BOOKS	12,000.00	12,000.00	9,802.50	1,633.75	1,633.75	563.75	95.3
01104025 530100 EQUIPMENT OPER/MAI	5,000.00	5,000.00	.00	.00	.00	5,000.00	.0
01104025 530200 VEHICLE OPERATION/	30,000.00	30,000.00	12,041.57	2,363.17	13,671.30	4,287.13	85.7
01104025 550300 TRAVEL AND TRAININ	14,250.00	14,250.00	3,237.55	.00	.00	11,012.45	22.7

BUDGET SUMMARIES REPORT
ACCOUNT SUMMARY APRIL 2022

FOR 2022 07

	ORIGINAL APPROP	REVISED BUDGET	YTD ACTUAL	MTD ACTUAL	ENCUMBRANCES	AVAILABLE BUDGET	PCT USE/COL
01104025 550500 ASSOCIATION DUES	9,000.00	9,000.00	8,285.00	8,285.00	.00	715.00	92.1
01104025 560600 TRANSCRIPTIONS & A	17,000.00	17,000.00	16,817.98	280.00	.00	182.02	98.9
01104025 561400 PROFESSIONAL SERVI	2,500.00	2,500.00	1,865.55	325.60	.00	634.45	74.6
01104025 562200 CONTRACT SERVICES	182,171.00	182,171.00	74,850.42	13,572.57	107,320.25	.33	100.0
01104025 562700 EXPERT WITNESS-CRI	.00	105,000.00	.00	.00	105,000.00	.00	100.0
01104025 580100 INSURANCE AND BOND	100.00	100.00	.00	.00	.00	100.00	.0
01104025 604000 CAPITAL OUTLAY-DIS	71,240.00	71,240.00	.00	.00	67,092.72	4,147.28	94.2
TOTAL DISTRICT ATTORNEY	7,615,727.00	7,720,727.00	4,082,399.08	826,071.96	307,865.25	3,330,462.67	56.9%

041 CONSTABLE PCT 1

01104130 500100 ELECTED OFFICIALS	53,138.00	53,138.00	30,854.97	6,131.31	.00	22,283.03	58.1
01104130 510100 FICA	3,295.00	3,295.00	1,875.33	374.86	.00	1,419.67	56.9
01104130 510200 MEDICARE	770.00	770.00	438.58	87.66	.00	331.42	57.0
01104130 510300 RETIREMENT	5,904.00	5,904.00	3,589.44	745.78	.00	2,314.56	60.8
01104130 510400 GROUP HEALTH INSUR	7,531.00	7,531.00	4,344.72	863.19	.00	3,186.28	57.7
01104130 510500 GROUP DENTAL INSUR	415.00	415.00	236.92	47.07	.00	178.08	57.1
01104130 510600 LIFE INSURANCE	60.00	60.00	33.82	6.72	.00	26.18	56.4
01104130 510900 WORKER'S COMPENSAT	2,242.00	2,242.00	.00	.00	.00	2,242.00	.0
01104130 520100 SUPPLIES/OTH OPER	1,000.00	4,812.00	.00	.00	347.64	4,464.36	7.2
01104130 522400 UNIFORMS	800.00	800.00	.00	.00	.00	800.00	.0
01104130 523100 NON-CAPITAL EQUIPM	6,960.00	3,148.00	3,147.65	3,147.65	.00	.35	100.0
01104130 530100 EQUIPMENT OPER/MAI	300.00	300.00	.00	.00	.00	300.00	.0
01104130 530200 VEHICLE OPERATION/	18,000.00	17,845.00	2,632.46	540.95	1,926.51	13,286.03	25.5
01104130 530800 SOFTWARE MAINTENAN	1,957.00	2,112.00	900.00	.00	1,212.00	.00	100.0
01104130 540100 COMMUNICATIONS - M	2,650.00	2,650.00	650.65	111.57	849.35	1,150.00	56.6
01104130 550300 TRAVEL AND TRAININ	1,000.00	1,000.00	256.99	81.99	135.00	608.01	39.2
01104130 550500 ASSOCIATION DUES	180.00	180.00	.00	.00	120.00	60.00	66.7
TOTAL CONSTABLE PCT 1	106,202.00	106,202.00	48,961.53	12,138.75	4,590.50	52,649.97	50.4%

042 CONSTABLE PCT 2

01104230 500100 ELECTED OFFICIALS	53,138.00	53,138.00	30,854.97	6,131.31	.00	22,283.03	58.1
01104230 510100 FICA	3,295.00	3,295.00	1,764.54	350.65	.00	1,530.46	53.6
01104230 510200 MEDICARE	770.00	770.00	412.75	82.02	.00	357.25	53.6
01104230 510300 RETIREMENT	5,904.00	5,904.00	3,589.44	745.78	.00	2,314.56	60.8
01104230 510400 GROUP HEALTH INSUR	7,531.00	7,531.00	8,112.78	1,611.81	.00	-581.78	107.7
01104230 510500 GROUP DENTAL INSUR	415.00	415.00	295.05	58.62	.00	119.95	71.1

BUDGET SUMMARIES REPORT
ACCOUNT SUMMARY APRIL 2022

FOR 2022 07

	ORIGINAL APPROP	REVISED BUDGET	YTD ACTUAL	MTD ACTUAL	ENCUMBRANCES	AVAILABLE BUDGET	PCT USE/COL
01104230 510600 LIFE INSURANCE	60.00	60.00	33.82	6.72	.00	26.18	56.4
01104230 510900 WORKER'S COMPENSAT	2,242.00	2,242.00	.00	.00	.00	2,242.00	.0
01104230 520100 SUPPLIES/OTH OPER	800.00	1,250.00	280.01	192.16	324.00	645.99	48.3
01104230 522400 UNIFORMS	400.00	1,200.00	.00	.00	.00	1,200.00	.0
01104230 530100 EQUIPMENT OPER/MAI	300.00	300.00	225.00	.00	.00	75.00	75.0
01104230 530200 VEHICLE OPERATION/	6,000.00	6,000.00	2,914.36	653.03	612.69	2,472.95	58.8
01104230 530800 SOFTWARE MAINTENAN	157.00	157.00	.00	.00	.00	157.00	.0
01104230 540100 COMMUNICATIONS - M	3,000.00	3,000.00	1,050.61	237.56	433.34	1,516.05	49.5
01104230 550300 TRAVEL AND TRAININ	1,425.00	175.00	175.00	.00	.00	.00	100.0
01104230 550500 ASSOCIATION DUES	120.00	120.00	60.00	.00	60.00	.00	100.0
TOTAL CONSTABLE PCT 2	85,557.00	85,557.00	49,768.33	10,069.66	1,430.03	34,358.64	59.8%

043 CONSTABLE PCT 3

01104330 500100 ELECTED OFFICIALS	53,138.00	53,138.00	30,854.97	6,131.31	.00	22,283.03	58.1
01104330 510100 FICA	3,295.00	3,295.00	1,795.47	364.33	.00	1,499.53	54.5
01104330 510200 MEDICARE	770.00	770.00	419.88	85.20	.00	350.12	54.5
01104330 510300 RETIREMENT	5,904.00	5,904.00	3,589.44	745.78	.00	2,314.56	60.8
01104330 510400 GROUP HEALTH INSUR	7,531.00	7,531.00	4,111.28	816.81	.00	3,419.72	54.6
01104330 510500 GROUP DENTAL INSUR	415.00	415.00	236.92	47.07	.00	178.08	57.1
01104330 510600 LIFE INSURANCE	60.00	60.00	33.82	6.72	.00	26.18	56.4
01104330 510900 WORKER'S COMPENSAT	2,242.00	2,242.00	.00	.00	.00	2,242.00	.0
01104330 520100 SUPPLIES/OTH OPER	1,000.00	1,000.00	585.53	.00	.00	414.47	58.6
01104330 522400 UNIFORMS	60.00	60.00	.00	.00	.00	60.00	.0
01104330 530200 VEHICLE OPERATION/	8,000.00	8,000.00	2,001.64	488.13	4,065.94	1,932.42	75.8
01104330 540100 COMMUNICATIONS - M	3,000.00	3,000.00	.00	.00	.00	3,000.00	.0
01104330 550300 TRAVEL AND TRAININ	1,425.00	1,425.00	.00	.00	.00	1,425.00	.0
TOTAL CONSTABLE PCT 3	86,840.00	86,840.00	43,628.95	8,685.35	4,065.94	39,145.11	54.9%

044 CONSTABLE PCT 4

01104430 500100 ELECTED OFFICIALS	53,138.00	53,138.00	30,854.97	6,131.31	.00	22,283.03	58.1
01104430 510100 FICA	3,295.00	3,295.00	1,721.69	341.08	.00	1,573.31	52.3
01104430 510200 MEDICARE	770.00	770.00	402.65	79.77	.00	367.35	52.3
01104430 510300 RETIREMENT	5,904.00	5,904.00	3,589.44	745.78	.00	2,314.56	60.8
01104430 510400 GROUP HEALTH INSUR	7,531.00	7,531.00	8,112.78	1,611.81	.00	-581.78	107.7
01104430 510500 GROUP DENTAL INSUR	415.00	415.00	408.91	81.24	.00	6.09	98.5
01104430 510600 LIFE INSURANCE	60.00	60.00	33.82	6.72	.00	26.18	56.4

BUDGET SUMMARIES REPORT
ACCOUNT SUMMARY APRIL 2022

FOR 2022 07

	ORIGINAL APPROP	REVISED BUDGET	YTD ACTUAL	MTD ACTUAL	ENCUMBRANCES	AVAILABLE BUDGET	PCT USE/COL
01104430 510900 WORKER'S COMPENSAT	2,242.00	2,242.00	.00	.00	.00	2,242.00	.0
01104430 520100 SUPPLIES/OTH OPER	1,000.00	1,996.00	101.60	.00	995.70	898.70	55.0
01104430 522400 UNIFORMS	1,000.00	1,000.00	147.96	.00	.00	852.04	14.8
01104430 523100 NON-CAPITAL EQUIPM	1,700.00	704.00	.00	.00	.00	704.00	.0
01104430 530100 EQUIPMENT OPER/MAI	300.00	300.00	7.50	.00	.00	292.50	2.5
01104430 530200 VEHICLE OPERATION/	5,500.00	5,500.00	2,020.59	380.68	1,651.37	1,828.04	66.8
01104430 530800 SOFTWARE MAINTENAN	1,734.00	1,734.00	.00	.00	.00	1,734.00	.0
01104430 540100 COMMUNICATIONS - M	1,925.00	1,925.00	469.21	78.22	472.61	983.18	48.9
01104430 550300 TRAVEL AND TRAININ	2,000.00	2,000.00	310.00	135.00	.00	1,690.00	15.5
01104430 550500 ASSOCIATION DUES	180.00	180.00	60.00	60.00	.00	120.00	33.3
01104430 664400 CAPITAL OUTLAY-CON	46,060.00	46,060.00	.00	.00	42,320.00	3,740.00	91.9
TOTAL CONSTABLE PCT 4	134,754.00	134,754.00	48,241.12	9,651.61	45,439.68	41,073.20	69.5%

045 MEDICAL EXAMINER

01104530 500200 APPOINTED OFFICIAL	126,000.00	126,000.00	73,153.79	14,538.45	.00	52,846.21	58.1
01104530 500600 STAFF EMPLOYEES	553,139.00	553,139.00	272,003.36	53,821.32	.00	281,135.64	49.2
01104530 500700 OVERTIME COMPENSAT	1,000.00	1,000.00	23.63	.00	.00	976.37	2.4
01104530 510100 FICA	40,928.00	40,928.00	20,582.83	4,089.65	.00	20,345.17	50.3
01104530 510200 MEDICARE	9,572.00	9,572.00	4,813.64	956.43	.00	4,758.36	50.3
01104530 510300 RETIREMENT	73,341.00	73,341.00	40,159.01	8,320.92	.00	33,181.99	54.8
01104530 510400 GROUP HEALTH INSUR	97,903.00	97,903.00	50,492.02	9,273.66	.00	47,410.98	51.6
01104530 510500 GROUP DENTAL INSUR	5,395.00	5,395.00	2,378.07	444.90	.00	3,016.93	44.1
01104530 510600 LIFE INSURANCE	780.00	780.00	338.20	67.20	.00	441.80	43.4
01104530 510700 UNEMPLOYMENT INSUR	594.00	594.00	329.07	103.15	.00	264.93	55.4
01104530 510900 WORKER'S COMPENSAT	8,119.00	8,119.00	4,245.99	840.81	.00	3,873.01	52.3
01104530 520100 SUPPLIES/OTH OPER	119,726.00	118,926.00	14,971.90	665.77	37,377.10	66,577.00	44.0
01104530 522400 UNIFORMS	5,000.00	5,000.00	119.53	.00	.00	4,880.47	2.4
01104530 530200 VEHICLE OPERATION/	30,000.00	30,000.00	9,030.94	529.04	1,611.52	19,357.54	35.5
01104530 530800 SOFTWARE MAINTENAN	.00	.00	781.47	.00	.00	-781.47	100.0
01104530 540100 COMMUNICATIONS - M	4,285.00	5,085.00	2,453.40	426.27	2,631.60	.00	100.0
01104530 550300 TRAVEL AND TRAININ	17,000.00	17,000.00	11,980.31	5,074.63	.00	5,019.69	70.5
01104530 550500 ASSOCIATION DUES	450.00	450.00	400.00	.00	.00	50.00	88.9
01104530 561400 PROFESSIONAL SERVI	1,100,000.00	1,108,660.00	520,863.96	82,990.00	587,796.04	.00	100.0
01104530 562200 CONTRACT SERVICES	309,360.00	309,360.00	119,601.00	6,630.00	189,759.00	.00	100.0
01104530 570200 BUILDING RENTAL	188,964.00	188,964.00	125,976.00	.00	62,988.00	.00	100.0
01104530 580100 INSURANCE AND BOND	100.00	100.00	.00	.00	.00	100.00	.0
TOTAL MEDICAL EXAMINER	2,691,656.00	2,700,316.00	1,274,698.12	188,772.20	882,163.26	543,454.62	79.9%

046 SHERIFF

01104630 500100 ELECTED OFFICIALS	122,488.00	122,488.00	71,123.58	14,133.24	.00	51,364.42	58.1
-----------------------------------	------------	------------	-----------	-----------	-----	-----------	------

BUDGET SUMMARIES REPORT
ACCOUNT SUMMARY APRIL 2022

FOR 2022 07

	ORIGINAL APPROP	REVISED BUDGET	YTD ACTUAL	MTD ACTUAL	ENCUMBRANCES	AVAILABLE BUDGET	PCT USE/COL
01104630 500600 STAFF EMPLOYEES	8,401,923.00	9,680,595.00	4,987,062.18	1,043,409.75	.00	4,693,532.82	51.5
01104630 500700 OVERTIME COMPENSAT	165,000.00	315,000.00	209,379.78	41,158.97	.00	105,620.22	66.5
01104630 500900 PART TIME POSITION	68,496.00	68,496.00	31,550.77	6,477.25	.00	36,945.23	46.1
01104630 501300 LONGEVITY	50,000.00	65,000.00	26,593.90	4,432.65	.00	38,406.10	40.9
01104630 501400 INCENTIVE PAY	225,000.00	300,000.00	190,611.28	35,907.98	.00	109,388.72	63.5
01104630 510100 FICA	566,240.00	660,397.00	328,559.17	68,312.43	.00	331,837.83	49.8
01104630 510200 MEDICARE	132,428.00	154,449.00	76,840.58	15,976.33	.00	77,608.42	49.8
01104630 510300 RETIREMENT	1,014,665.00	1,194,359.00	648,325.90	140,491.07	.00	546,033.10	54.3
01104630 510400 GROUP HEALTH INSUR	1,197,429.00	1,247,601.00	774,644.85	158,580.98	.00	472,956.15	62.1
01104630 510500 GROUP DENTAL INSUR	65,985.00	66,815.00	40,580.35	8,270.12	.00	26,234.65	60.7
01104630 510600 LIFE INSURANCE	9,540.00	9,660.00	4,793.45	976.48	.00	4,866.55	49.6
01104630 510700 UNEMPLOYMENT INSUR	8,108.00	9,336.00	5,297.77	1,733.74	.00	4,038.23	56.7
01104630 510900 WORKER'S COMPENSAT	385,409.00	449,497.00	232,269.56	48,202.04	.00	217,227.44	51.7
01104630 520100 SUPPLIES/OTH OPER	329,600.00	297,600.00	60,894.07	7,265.05	143,526.66	93,179.27	68.7
01104630 522400 UNIFORMS	135,000.00	180,000.00	101,619.02	19,997.82	64,537.72	13,843.26	92.3
01104630 522800 LAW BOOKS	3,500.00	500.00	.00	.00	.00	500.00	.0
01104630 523000 NON-CAPITAL SOFTWA	11,000.00	1,000.00	.00	.00	.00	1,000.00	.0
01104630 523100 NON-CAPITAL EQUIPM	112,700.00	112,700.00	74,977.24	34,100.00	24,400.00	13,322.76	88.2
01104630 530100 EQUIPMENT OPER/MAI	175,600.00	155,600.00	17,867.41	2,024.63	2,778.76	134,953.83	13.3
01104630 530200 VEHICLE OPERATION/	900,000.00	900,000.00	347,679.11	66,622.55	526,687.44	25,633.45	97.2
01104630 530800 SOFTWARE MAINTENAN	75,575.00	75,575.00	57,657.80	13,354.27	5,570.00	12,347.20	83.7
01104630 540100 COMMUNICATIONS - M	141,400.00	131,400.00	60,212.38	18,234.54	66,261.42	4,926.20	96.3
01104630 550300 TRAVEL AND TRAININ	94,000.00	94,000.00	52,765.32	11,090.98	.00	41,234.68	56.1
01104630 550500 ASSOCIATION DUES	2,159.00	2,159.00	755.87	500.00	.00	1,403.13	35.0
01104630 551100 LICENSE AND FEES	500.00	500.00	.00	.00	.00	500.00	.0
01104630 561300 EMPLOYEE MEDICAL S	3,000.00	3,000.00	450.00	225.00	2,300.00	250.00	91.7
01104630 561400 PROFESSIONAL SERVI	35,000.00	25,000.00	1,799.98	200.00	15,900.00	7,300.02	70.8
01104630 562200 CONTRACT SERVICES	24,100.00	24,100.00	13,636.05	3,145.93	5,508.08	4,955.87	79.4
01104630 580100 INSURANCE AND BOND	1,200.00	1,200.00	471.00	.00	.00	729.00	39.3
01104630 590600 INVESTIGATIVE EXPE	16,000.00	16,000.00	9,976.50	2,698.50	3,739.20	2,284.30	85.7
01104630 599400 EMERGENCY MGT OPER	11,000.00	11,000.00	4,719.36	3,803.70	.00	6,280.64	42.9
01104630 599700 CLEANUP PROGRAM	14,000.00	14,000.00	.00	.00	12,000.00	2,000.00	85.7
01104630 664600 CAPITAL OUTLAY-SHE	870,000.00	1,526,155.00	624,120.79	.00	900,474.00	1,560.21	99.9
TOTAL SHERIFF	15,368,045.00	17,915,182.00	9,057,235.02	1,771,326.00	1,773,683.28	7,084,263.70	60.5%

047 DETENTION CENTER

01104730 500600 STAFF EMPLOYEES	17,067,048.00	19,817,029.00	10,215,505.20	2,085,276.05	.00	9,601,523.80	51.5
01104730 500700 OVERTIME COMPENSAT	200,000.00	400,000.00	842,892.36	240,554.52	.00	-442,892.36	210.7
01104730 501300 LONGEVITY	33,000.00	48,000.00	18,886.00	2,815.00	.00	29,114.00	39.3
01104730 501400 INCENTIVE PAY	300,000.00	400,000.00	209,859.92	41,506.32	.00	190,140.08	52.5

BUDGET SUMMARIES REPORT
ACCOUNT SUMMARY APRIL 2022

FOR 2022 07

	ORIGINAL APPROP	REVISED BUDGET	YTD ACTUAL	MTD ACTUAL	ENCUMBRANCES	AVAILABLE BUDGET	PCT USE/COL
01104730 510100 FICA	1,091,202.00	1,281,231.00	675,647.22	140,801.27	.00	605,583.78	52.7
01104730 510200 MEDICARE	255,201.00	299,643.00	158,013.76	32,929.05	.00	141,629.24	52.7
01104730 510300 RETIREMENT	1,955,366.00	2,320,099.00	1,323,822.31	287,613.47	.00	996,276.69	57.1
01104730 510400 GROUP HEALTH INSUR	2,643,381.00	2,643,381.00	1,571,057.48	322,917.57	.00	1,072,323.52	59.4
01104730 510500 GROUP DENTAL INSUR	145,665.00	145,665.00	77,445.71	15,951.48	.00	68,219.29	53.2
01104730 510600 LIFE INSURANCE	21,060.00	21,060.00	10,031.56	2,040.21	.00	11,028.44	47.6
01104730 510700 UNEMPLOYMENT INSUR	15,840.00	18,292.00	10,882.57	3,529.50	.00	7,409.43	59.5
01104730 510900 WORKER'S COMPENSAT	742,722.00	872,064.00	479,965.23	100,042.35	.00	392,098.77	55.0
01104730 520100 SUPPLIES/OTH OPER	352,000.00	348,500.00	120,421.42	9,069.33	161,733.20	66,345.38	81.0
01104730 520600 KITCHEN SUPPLIES	34,000.00	34,000.00	8,181.84	226.00	18,560.06	7,258.10	78.7
01104730 521900 FOOD	1,501,200.00	1,501,200.00	798,300.75	96,551.10	689,699.25	13,200.00	99.1
01104730 522400 UNIFORMS	140,000.00	140,000.00	54,363.57	15,877.63	68,957.71	16,678.72	88.1
01104730 522600 INMATE SUPPLIES	237,000.00	253,650.00	147,108.76	38,083.83	105,232.69	1,308.55	99.5
01104730 522800 LAW BOOKS	1,200.00	1,200.00	597.61	.00	.00	602.39	49.8
01104730 523000 NON-CAPITAL SOFTWA	2,000.00	2,000.00	.00	.00	.00	2,000.00	.0
01104730 523100 NON-CAPITAL EQUIPM	9,600.00	9,600.00	5,815.45	.00	.00	3,784.55	60.6
01104730 530100 EQUIPMENT OPER/MAI	73,200.00	73,200.00	15,504.25	1,361.83	41,054.11	16,641.64	77.3
01104730 540100 COMMUNICATIONS - M	54,500.00	51,500.00	18,558.54	.00	31,441.46	1,500.00	97.1
01104730 550300 TRAVEL AND TRAININ	78,625.00	78,625.00	18,109.92	7,037.13	.00	60,515.08	23.0
01104730 550500 ASSOCIATION DUES	2,963.00	2,963.00	965.00	250.00	.00	1,998.00	32.6
01104730 551100 LICENSE AND FEES	6,640.00	6,640.00	745.00	.00	500.00	5,395.00	18.8
01104730 561100 INMATE MEDICAL	1,000.00	1,000.00	.00	.00	.00	1,000.00	.0
01104730 561300 EMPLOYEE MEDICAL S	25,000.00	25,000.00	16,025.00	2,700.00	5,975.00	3,000.00	88.0
01104730 562200 CONTRACT SERVICES	31,000.00	1,512,423.00	763,762.30	123,914.34	747,679.81	980.89	99.9
01104730 580100 INSURANCE AND BOND	3,500.00	3,500.00	852.00	.00	1,548.00	1,100.00	68.6
01104730 664700 CAPITAL OUTLAY-JAI	67,700.00	62,550.00	33,941.95	.00	28,599.00	9.05	100.0

TOTAL DETENTION CENTER 27,091,613.00 32,374,015.00 17,597,262.68 3,571,047.98 1,900,980.29 12,875,772.03 60.2%

048 INMATE TRANSPORTATION

01104830 520100 SUPPLIES/OTH OPER	10,700.00	10,450.00	3,338.45	1,388.85	586.00	6,525.55	37.6
01104830 523100 NON-CAPITAL EQUIPM	6,400.00	6,400.00	.00	.00	.00	6,400.00	.0
01104830 530200 VEHICLE OPERATION/	50,000.00	50,000.00	24,138.39	5,228.19	23,930.92	1,930.69	96.1
01104830 550100 INMATE TRANSPORTAT	48,000.00	48,000.00	19,957.90	2,652.72	18,187.24	9,854.86	79.5
01104830 561100 INMATE MEDICAL	2,000.00	2,000.00	198.76	.00	.00	1,801.24	9.9
01104830 590500 INMATE BOARD BILLS	1,000.00	151,000.00	105,953.66	.00	.00	45,046.34	70.2
01104830 604800 CAPITAL OUTLAY-INM	33,000.00	33,250.00	.00	.00	33,245.00	5.00	100.0

TOTAL INMATE TRANSPORTATION 151,100.00 301,100.00 153,587.16 9,269.76 75,949.16 71,563.68 76.2%

049 PUBLIC SAFETY

01104930 530100 EQUIPMENT OPER/MAI	570,000.00	570,000.00	499,994.00	.00	532.50	69,473.50	87.8
------------------------------------	------------	------------	------------	-----	--------	-----------	------

BUDGET SUMMARIES REPORT
ACCOUNT SUMMARY APRIL 2022

FOR 2022 07

	ORIGINAL APPROP	REVISED BUDGET	YTD ACTUAL	MTD ACTUAL	ENCUMBRANCES	AVAILABLE BUDGET	PCT USE/COL
01104930 562300 INTER LOCAL AGREEM	1,019,943.00	1,019,943.00	886,177.00	.00	99,605.17	34,160.83	96.7
01104930 562400 PRISONER REIMB - U	150,000.00	150,000.00	32,473.65	44.40	117,526.35	.00	100.0
01104930 563800 CONTRACT SERV-CARE	17,500.00	17,500.00	10,000.00	.00	5,000.00	2,500.00	85.7
TOTAL PUBLIC SAFETY	1,757,443.00	1,757,443.00	1,428,644.65	44.40	222,664.02	106,134.33	94.0%
057 COMM SUPERVISION & CORRECTIONS							
01105735 520100 SUPPLIES/OTH OPER	29,504.00	29,504.00	4,351.83	183.80	2,841.97	22,310.20	24.4
TOTAL COMM SUPERVISION & CORRE	29,504.00	29,504.00	4,351.83	183.80	2,841.97	22,310.20	24.4%
061 FACILITY MAINTENANCE							
01106140 500600 STAFF EMPLOYEES	2,752,489.00	2,752,489.00	1,420,258.50	280,553.56	.00	1,332,230.50	51.6
01106140 500700 OVERTIME COMPENSAT	70,500.00	70,500.00	28,186.25	5,132.83	.00	42,313.75	40.0
01106140 500800 TEMPORARY	62,217.00	62,217.00	6,116.00	1,023.00	.00	56,101.00	9.8
01106140 500900 PART TIME POSITION	38,308.00	38,308.00	17,690.59	3,268.84	.00	20,617.41	46.2
01106140 510100 FICA	181,258.00	181,258.00	88,039.38	17,409.52	.00	93,218.62	48.6
01106140 510200 MEDICARE	42,391.00	42,391.00	20,614.32	4,071.67	.00	21,776.68	48.6
01106140 510300 RETIREMENT	317,890.00	317,890.00	171,397.75	35,447.14	.00	146,492.25	53.9
01106140 510400 GROUP HEALTH INSUR	481,984.00	481,984.00	250,087.84	49,095.04	.00	231,896.16	51.9
01106140 510500 GROUP DENTAL INSUR	26,560.00	26,560.00	14,007.02	2,801.41	.00	12,552.98	52.7
01106140 510600 LIFE INSURANCE	3,840.00	3,840.00	1,814.36	357.86	.00	2,025.64	47.2
01106140 510700 UNEMPLOYMENT INSUR	2,631.00	2,631.00	1,429.70	459.97	.00	1,201.30	54.3
01106140 510900 WORKER'S COMPENSAT	146,950.00	146,950.00	68,485.43	13,499.68	.00	78,464.57	46.6
01106140 520100 SUPPLIES/OTH OPER	226,294.00	226,294.00	68,483.65	7,978.47	59,574.14	98,236.21	56.6
01106140 523100 NON-CAPITAL EQUIPM	21,400.00	21,400.00	3,333.56	.00	.00	18,066.44	15.6
01106140 530100 EQUIPMENT OPER/MAI	218,991.00	218,991.00	68,503.56	2,003.88	22,940.00	127,547.44	41.8
01106140 530200 VEHICLE OPERATION/	30,945.00	30,945.00	12,247.46	1,985.08	6,572.01	12,125.53	60.8
01106140 530500 BUILDING MAINTENAN	322,952.00	322,952.00	112,683.25	11,551.11	64,272.16	145,996.59	54.8
01106140 530900 GROUNDS MAINTENANC	22,070.00	22,070.00	1,671.13	173.07	1,541.94	18,856.93	14.6
01106140 540100 COMMUNICATIONS - M	24,025.00	24,025.00	14,855.64	1,608.44	6,144.36	3,025.00	87.4
01106140 540600 UTILITIES	1,250,607.00	1,415,640.00	973,196.30	162,148.36	379,924.61	62,519.09	95.6
01106140 550300 TRAVEL AND TRAININ	35,600.00	35,600.00	12,503.18	2,598.14	.00	23,096.82	35.1
01106140 551100 LICENSE AND FEES	4,440.00	4,440.00	635.99	.00	.00	3,804.01	14.3
01106140 561400 PROFESSIONAL SERVI	5,000.00	5,000.00	.00	.00	.00	5,000.00	.0
01106140 562200 CONTRACT SERVICES	167,760.00	167,760.00	63,727.64	2,788.71	74,574.56	29,457.80	82.4
01106140 570100 RENTALS AND LEASES	2,500.00	2,500.00	.00	.00	.00	2,500.00	.0
01106140 585000 TAXES	9,750.00	9,750.00	2,128.99	400.35	3,671.01	3,950.00	59.5

BUDGET SUMMARIES REPORT
ACCOUNT SUMMARY APRIL 2022

FOR 2022 07

	ORIGINAL APPROP	REVISED BUDGET	YTD ACTUAL	MTD ACTUAL	ENCUMBRANCES	AVAILABLE BUDGET	PCT USE/COL
01106140 666100 CAPITAL OUTLAY-MAI	39,000.00	39,000.00	.00	.00	38,245.00	755.00	98.1
TOTAL FACILITY MAINTENANCE	6,508,352.00	6,673,385.00	3,422,097.49	606,356.13	657,459.79	2,593,827.72	61.1%

064 AUTO THEFT TASK FORCE

01106425 520100 SUPPLIES/OTH OPER	6,500.00	6,500.00	1,192.00	.00	2,360.12	2,947.88	54.6
01106425 523100 NON-CAPITAL EQUIPM	10,500.00	10,500.00	9,316.55	.00	.00	1,183.45	88.7
TOTAL AUTO THEFT TASK FORCE	17,000.00	17,000.00	10,508.55	.00	2,360.12	4,131.33	75.7%

068 GENERAL ASSISTANCE

01106855 500600 STAFF EMPLOYEES	159,918.00	159,918.00	90,857.69	18,833.27	.00	69,060.31	56.8
01106855 500900 PART TIME POSITION	19,332.00	19,332.00	8,869.39	1,593.32	.00	10,462.61	45.9
01106855 510100 FICA	11,113.00	11,113.00	5,989.34	1,228.58	.00	5,123.66	53.9
01106855 510200 MEDICARE	2,599.00	2,599.00	1,400.81	287.35	.00	1,198.19	53.9
01106855 510300 RETIREMENT	19,915.00	19,915.00	11,604.64	2,482.02	.00	8,310.36	58.3
01106855 510400 GROUP HEALTH INSUR	22,593.00	22,593.00	12,457.50	2,475.00	.00	10,135.50	55.1
01106855 510500 GROUP DENTAL INSUR	1,245.00	1,245.00	768.89	152.76	.00	476.11	61.8
01106855 510600 LIFE INSURANCE	180.00	180.00	101.46	20.16	.00	78.54	56.4
01106855 510700 UNEMPLOYMENT INSUR	161.00	161.00	95.26	30.54	.00	65.74	59.2
01106855 510900 WORKER'S COMPENSAT	484.00	484.00	269.15	55.13	.00	214.85	55.6
01106855 520100 SUPPLIES/OTH OPER	3,000.00	3,000.00	411.34	.00	60.00	2,528.66	15.7
01106855 540100 COMMUNICATIONS - M	1,140.00	1,140.00	217.08	40.19	922.92	.00	100.0
01106855 561900 FUNERALS	137,000.00	137,000.00	41,100.00	1,700.00	.00	95,900.00	30.0
01106855 590900 WELFARE - FOOD	1,500.00	1,500.00	.00	.00	.00	1,500.00	.0
01106855 591000 WELFARE - SHELTER	71,800.00	71,800.00	2,028.04	808.04	.00	69,771.96	2.8
01106855 591100 ERAG-RENTAL ASSIST	1,111,294.00	900,800.00	419,789.47	68,860.23	.00	481,010.53	46.6
01106855 591300 ERAG-ADMINISTRATIV	2,345.00	166.00	78.06	33.12	.00	87.94	47.0
01106855 591800 WELFARE - UTILITIE	66,300.00	66,300.00	2,100.57	772.11	.00	64,199.43	3.2
01106855 591900 ERAG-UTILITY ASSIS	240,545.00	99,636.00	49,770.57	6,669.80	.00	49,865.43	50.0
01106855 593900 WELFARE - EMERGENC	4,000.00	4,000.00	.00	.00	.00	4,000.00	.0
TOTAL GENERAL ASSISTANCE	1,876,464.00	1,522,882.00	647,909.26	106,041.62	982.92	873,989.82	42.6%

070 VETERAN'S AFFAIRS

01107055 500600 STAFF EMPLOYEES	47,900.00	47,900.00	27,604.94	5,486.16	.00	20,295.06	57.6
---------------------------------	-----------	-----------	-----------	----------	-----	-----------	------

BUDGET SUMMARIES REPORT
ACCOUNT SUMMARY APRIL 2022

FOR 2022 07

	ORIGINAL APPROP	REVISED BUDGET	YTD ACTUAL	MTD ACTUAL	ENCUMBRANCES	AVAILABLE BUDGET	PCT USE/COL
01107055 510100 FICA	2,947.00	2,947.00	1,570.30	312.09	.00	1,376.70	53.3
01107055 510200 MEDICARE	690.00	690.00	367.26	72.99	.00	322.74	53.2
01107055 510300 RETIREMENT	5,283.00	5,283.00	3,211.40	667.31	.00	2,071.60	60.8
01107055 510400 GROUP HEALTH INSUR	7,531.00	7,531.00	6,770.08	1,345.05	.00	760.92	89.9
01107055 510500 GROUP DENTAL INSUR	415.00	415.00	268.33	53.31	.00	146.67	64.7
01107055 510600 LIFE INSURANCE	60.00	60.00	33.82	6.72	.00	26.18	56.4
01107055 510700 UNEMPLOYMENT INSUR	43.00	43.00	26.71	8.68	.00	16.29	62.1
01107055 510900 WORKER'S COMPENSAT	128.00	128.00	74.57	14.82	.00	53.43	58.3
TOTAL VETERAN'S AFFAIRS	64,997.00	64,997.00	39,927.41	7,967.13	.00	25,069.59	61.4%

072 TEXAS AgriLIFE EXT

01107260 500200 APPOINTED OFFICIAL	133,399.00	133,399.00	66,726.20	13,259.70	.00	66,672.80	50.0
01107260 500600 STAFF EMPLOYEES	89,046.00	89,046.00	50,651.82	10,150.07	.00	38,394.18	56.9
01107260 500900 PART TIME POSITION	12,854.00	12,854.00	2,098.00	.00	.00	10,756.00	16.3
01107260 510100 FICA	14,589.00	14,589.00	7,411.31	1,454.23	.00	7,177.69	50.8
01107260 510200 MEDICARE	3,412.00	3,412.00	1,733.46	340.13	.00	1,678.54	50.8
01107260 510300 RETIREMENT	12,027.00	12,027.00	6,126.35	1,237.59	.00	5,900.65	50.9
01107260 510400 GROUP HEALTH INSUR	15,062.00	15,062.00	4,344.72	863.19	.00	10,717.28	28.8
01107260 510500 GROUP DENTAL INSUR	830.00	830.00	473.84	94.14	.00	356.16	57.1
01107260 510600 LIFE INSURANCE	120.00	120.00	67.64	13.44	.00	52.36	56.4
01107260 510700 UNEMPLOYMENT INSUR	212.00	212.00	113.51	34.89	.00	98.49	53.5
01107260 510900 WORKER'S COMPENSAT	636.00	636.00	142.36	27.39	.00	493.64	22.4
01107260 520100 SUPPLIES/OTH OPER	15,049.00	15,049.00	2,212.45	306.90	2,314.27	10,522.28	30.1
01107260 522500 POSTAGE	200.00	200.00	.00	.00	.00	200.00	.0
01107260 530200 VEHICLE OPERATION/	12,500.00	12,500.00	2,543.79	937.76	5,922.80	4,033.41	67.7
01107260 540100 COMMUNICATIONS - M	3,503.00	3,503.00	1,455.94	225.15	842.59	1,204.47	65.6
01107260 550300 TRAVEL AND TRAININ	38,435.00	38,435.00	9,767.11	1,817.64	.00	28,667.89	25.4
01107260 550500 ASSOCIATION DUES	1,630.00	1,630.00	1,145.00	.00	.00	485.00	70.2
01107260 551100 LICENSE AND FEES	302.00	302.00	76.94	.00	.00	225.06	25.5
01107260 562300 INTER LOCAL AGREEM	2,500.00	2,500.00	2,500.00	.00	.00	.00	100.0
01107260 580100 INSURANCE AND BOND	180.00	180.00	161.00	.00	.00	19.00	89.4
TOTAL TEXAS AgriLIFE EXT	356,486.00	356,486.00	159,751.44	30,762.22	9,079.66	187,654.90	47.4%

077 ELECTIONS

01107770 500200 APPOINTED OFFICIAL	88,534.00	88,534.00	49,683.86	9,874.08	.00	38,850.14	56.1
01107770 500600 STAFF EMPLOYEES	382,172.00	382,172.00	200,797.62	37,822.58	.00	181,374.38	52.5

BUDGET SUMMARIES REPORT
ACCOUNT SUMMARY APRIL 2022

FOR 2022 07

			ORIGINAL APPROP	REVISED BUDGET	YTD ACTUAL	MTD ACTUAL	ENCUMBRANCES	AVAILABLE BUDGET	PCT USE/COL
01107770	500700	OVERTIME COMPENSAT	68,212.00	68,212.00	32,056.23	1,241.18	.00	36,155.77	47.0
01107770	500800	TEMPORARY	30,000.00	30,000.00	.00	.00	.00	30,000.00	.0
01107770	502000	LBK CO EMP - ELECT	25,000.00	25,000.00	11,567.14	840.45	.00	13,432.86	46.3
01107770	502100	LBK CO EMP OT - EL	35,000.00	35,000.00	50,202.25	5,660.64	.00	-15,202.25	143.4
01107770	510100	FICA	38,993.00	38,993.00	20,259.37	3,239.64	.00	18,733.63	52.0
01107770	510200	MEDICARE	9,119.00	9,119.00	4,738.13	757.64	.00	4,380.87	52.0
01107770	510300	RETIREMENT	66,539.00	66,539.00	40,058.22	6,728.42	.00	26,480.78	60.2
01107770	510400	GROUP HEALTH INSUR	67,779.00	67,779.00	48,445.12	8,221.17	.00	19,333.88	71.5
01107770	510500	GROUP DENTAL INSUR	3,735.00	3,735.00	2,332.13	400.88	.00	1,402.87	62.4
01107770	510600	LIFE INSURANCE	540.00	540.00	282.77	47.67	.00	257.23	52.4
01107770	510700	UNEMPLOYMENT INSUR	566.00	566.00	320.63	86.29	.00	245.37	56.6
01107770	510900	WORKER'S COMPENSAT	1,699.00	1,699.00	3,615.10	381.26	.00	-1,916.10	212.8
01107770	520100	SUPPLIES/OTH OPER	205,000.00	205,000.00	81,919.66	7,253.48	41,204.81	81,875.53	60.1
01107770	522500	POSTAGE	1,500.00	1,500.00	1,065.00	.00	.00	435.00	71.0
01107770	522900	PUBLICATIONS LEGAL	612.00	612.00	109.30	23.87	.00	502.70	17.9
01107770	530100	EQUIPMENT OPER/MAI	2,500.00	2,500.00	.00	.00	.00	2,500.00	.0
01107770	530200	VEHICLE OPERATION/	4,000.00	4,000.00	1,459.45	171.83	2,129.95	410.60	89.7
01107770	530800	SOFTWARE MAINTENAN	.00	.00	70,572.40	.00	.00	-70,572.40	100.0
01107770	540100	COMMUNICATIONS - M	75,000.00	75,000.00	18,058.84	5,338.78	34,841.16	22,100.00	70.5
01107770	550300	TRAVEL AND TRAININ	31,500.00	31,500.00	5,238.30	.00	.00	26,261.70	16.6
01107770	550500	ASSOCIATION DUES	2,750.00	2,750.00	1,100.00	.00	1,500.00	150.00	94.5
01107770	561400	PROFESSIONAL SERVI	25,750.00	25,750.00	.00	.00	500.00	25,250.00	1.9
01107770	562200	CONTRACT SERVICES	620,500.00	820,500.00	456,893.11	15,150.99	150,128.45	213,478.44	74.0
01107770	570100	RENTALS AND LEASES	69,880.00	69,880.00	12,441.58	3,655.56	27,558.42	29,880.00	57.2
01107770	580100	INSURANCE AND BOND	420.00	420.00	121.00	.00	.00	299.00	28.8
TOTAL ELECTIONS			1,857,300.00	2,057,300.00	1,113,337.21	106,896.41	257,862.79	686,100.00	66.7%
089 LIBRARY SERVICES									
01108980	562300	INTER LOCAL AGREEM	237,105.00	237,105.00	217,074.00	4,560.00	.00	20,031.00	91.6
TOTAL LIBRARY SERVICES			237,105.00	237,105.00	217,074.00	4,560.00	.00	20,031.00	91.6%
090 PUBLIC WORKS									
01109090	500600	STAFF EMPLOYEES	332,833.00	332,833.00	174,536.91	45,488.44	.00	158,296.09	52.4
01109090	510100	FICA	21,668.00	21,668.00	9,201.43	2,663.20	.00	12,466.57	42.5
01109090	510200	MEDICARE	5,066.00	5,066.00	2,276.89	622.85	.00	2,789.11	44.9
01109090	510300	RETIREMENT	38,827.00	38,827.00	20,291.80	5,488.89	.00	18,535.20	52.3

BUDGET SUMMARIES REPORT
ACCOUNT SUMMARY APRIL 2022

FOR 2022 07

	ORIGINAL APPROP	REVISED BUDGET	YTD ACTUAL	MTD ACTUAL	ENCUMBRANCES	AVAILABLE BUDGET	PCT USE/COL
01109090 510400 GROUP HEALTH INSUR	37,655.00	37,655.00	24,316.06	4,818.33	.00	13,338.94	64.6
01109090 510500 GROUP DENTAL INSUR	2,075.00	2,075.00	1,159.57	243.72	.00	915.43	55.9
01109090 510600 LIFE INSURANCE	300.00	300.00	101.72	20.16	.00	198.28	33.9
01109090 510700 UNEMPLOYMENT INSUR	314.00	314.00	165.32	59.43	.00	148.68	52.6
01109090 510900 WORKER'S COMPENSAT	1,347.00	1,347.00	473.50	122.80	.00	873.50	35.2
01109090 520100 SUPPLIES/OTH OPER	5,700.00	5,700.00	623.65	.00	2,728.93	2,347.42	58.8
01109090 523000 NON-CAPITAL SOFTWA	500.00	500.00	.00	.00	.00	500.00	.0
01109090 530200 VEHICLE OPERATION/	7,500.00	7,500.00	2,057.56	393.47	2,692.44	2,750.00	63.3
01109090 540100 COMMUNICATIONS - M	1,460.00	1,460.00	.00	.00	.00	1,460.00	.0
01109090 550300 TRAVEL AND TRAININ	8,624.00	8,624.00	730.04	.00	.00	7,893.96	8.5
01109090 550500 ASSOCIATION DUES	1,035.00	1,035.00	499.00	.00	.00	536.00	48.2
01109090 551100 LICENSE AND FEES	430.00	430.00	40.00	.00	.00	390.00	9.3
01109090 561400 PROFESSIONAL SERVI	6,000.00	6,000.00	3,779.17	1,150.83	.00	2,220.83	63.0
01109090 580100 INSURANCE AND BOND	3,100.00	3,100.00	.00	.00	.00	3,100.00	.0
TOTAL PUBLIC WORKS	474,434.00	474,434.00	240,252.62	61,072.12	5,421.37	228,760.01	51.8%
TOTAL GENERAL FUND	.00	-1,354,184.00	-23,976,847.00	6,517,826.34	9,590,932.77	13,031,730.23	1062.3%
TOTAL REVENUES	-126,070,730.00	-127,071,332.00	-94,018,556.11	-4,021,925.03	2,644.59	-33,055,420.48	
TOTAL EXPENSES	126,070,730.00	125,717,148.00	70,041,709.11	10,539,751.37	9,588,288.18	46,087,150.71	

020 CONSOLIDATED ROAD AND BRIDGE

000 UNDEFINED

020 420100 GRANT REVENUE	-20,000.00	-20,000.00	.00	.00	.00	-20,000.00	.0
020 420408 STATE-LATERAL ROADS	-52,500.00	-52,500.00	-52,130.64	.00	.00	-369.36	99.3
020 420700 AUTOMOBILE REGISTRATION	-360,000.00	-360,000.00	-360,000.00	.00	.00	.00	100.0
020 451800 SUBDIVISION PLAT FEE	-10,000.00	-10,000.00	-6,500.00	-2,500.00	.00	-3,500.00	65.0
020 452000 VEHICLE REG.- SPECIAL F	-2,600,000.00	-2,600,000.00	-1,401,760.00	-219,170.00	.00	-1,198,240.00	53.9
020 452200 GROSS WEIGHT FEE	-140,000.00	-140,000.00	.00	.00	.00	-140,000.00	.0
020 470000 INTEREST INCOME	-20,000.00	-20,000.00	-3,987.10	-1,522.47	.00	-16,012.90	19.9
020 480510 DISPOSAL OF PROPERTY	-362,500.00	-362,500.00	-115,000.00	.00	.00	-247,500.00	31.7
020 489900 OTHER REVENUE	-10,000.00	-10,000.00	-5,832.40	-277.00	.00	-4,167.60	58.3
020 736100 DRAW FROM RESERVES	-937,597.00	-937,597.00	.00	.00	.00	-937,597.00	.0
020 801100 XFER FROM GENERAL FUND	-5,327,821.00	-5,327,821.00	-5,327,821.00	.00	.00	.00	100.0
020 803100 XFER FROM PREC. NO.1 PA	-58,484.00	-92,484.00	-92,484.00	.00	.00	.00	100.0
020 803300 XFER FROM PCT 3 PARK	-58,484.00	-58,484.00	-58,484.00	.00	.00	.00	100.0
020 803400 XFER FROM PCT 4 PARK	-58,484.00	-58,484.00	-58,484.00	.00	.00	.00	100.0
TOTAL UNDEFINED	-10,015,870.00	-10,049,870.00	-7,482,483.14	-223,469.47	.00	-2,567,386.86	74.5%

190 CONSOLIDATED ROAD AND BRIDGE

BUDGET SUMMARIES REPORT
ACCOUNT SUMMARY APRIL 2022

FOR 2022 07

	ORIGINAL APPROP	REVISED BUDGET	YTD ACTUAL	MTD ACTUAL	ENCUMBRANCES	AVAILABLE BUDGET	PCT USE/COL
02019090 500600 STAFF EMPLOYEES	2,776,841.00	2,776,841.00	1,422,008.94	290,339.61	.00	1,354,832.06	51.2
02019090 500700 OVERTIME COMPENSAT	20,500.00	20,500.00	9,547.90	4,491.11	.00	10,952.10	46.6
02019090 500800 TEMPORARY	20,000.00	20,000.00	.00	.00	.00	20,000.00	.0
02019090 510100 FICA	228,104.00	228,104.00	84,703.20	17,420.30	.00	143,400.80	37.1
02019090 510200 MEDICARE	40,102.00	40,102.00	19,809.68	4,074.16	.00	20,292.32	49.4
02019090 510300 RETIREMENT	305,040.00	305,040.00	166,899.82	35,820.59	.00	138,140.18	54.7
02019090 510400 GROUP HEALTH INSUR	466,922.00	466,922.00	251,851.54	51,831.84	.00	215,070.46	53.9
02019090 510500 GROUP DENTAL INSUR	25,315.00	25,315.00	12,402.32	2,501.33	.00	12,912.68	49.0
02019090 510600 LIFE INSURANCE	3,660.00	3,660.00	1,662.35	339.76	.00	1,997.65	45.4
02019090 510700 UNEMPLOYMENT INSUR	2,489.00	2,489.00	1,385.38	454.93	.00	1,103.62	55.7
02019090 510900 WORKER'S COMPENSAT	205,717.00	205,717.00	130,787.35	26,888.48	.00	74,929.65	63.6
02019090 520100 SUPPLIES/OTH OPER	1,900,000.00	1,763,500.00	717,292.01	54,134.09	789,428.45	256,779.54	85.4
02019090 523000 NON-CAPITAL SOFTWA	.00	2,000.00	638.00	638.00	.00	1,362.00	31.9
02019090 523100 NON-CAPITAL EQUIPM	7,950.00	5,950.00	2,299.00	.00	.00	3,651.00	38.6
02019090 530100 EQUIPMENT OPER/MAI	370,000.00	396,500.00	258,278.23	49,247.32	121,873.86	16,347.91	95.9
02019090 530200 VEHICLE OPERATION/	475,000.00	565,000.00	355,845.10	102,369.46	148,451.05	60,703.85	89.3
02019090 530500 BUILDING MAINTENAN	300,000.00	85,000.00	528.53	.00	.00	84,471.47	.6
02019090 530800 SOFTWARE MAINTENAN	39,800.00	39,800.00	1,999.00	.00	.00	37,801.00	5.0
02019090 540100 COMMUNICATIONS - M	30,000.00	30,000.00	9,998.07	1,450.29	12,524.19	7,477.74	75.1
02019090 540600 UTILITIES	30,000.00	30,000.00	13,570.21	1,668.32	13,259.79	3,170.00	89.4
02019090 550300 TRAVEL AND TRAININ	20,000.00	20,000.00	6,787.63	.00	520.00	12,692.37	36.5
02019090 550500 ASSOCIATION DUES	480.00	480.00	85.00	.00	.00	395.00	17.7
02019090 561400 PROFESSIONAL SERVI	55,000.00	25,000.00	.00	.00	13,585.00	11,415.00	54.3
02019090 562200 CONTRACT SERVICES	70,000.00	265,000.00	54,730.86	51,742.61	9,969.14	200,300.00	24.4
02019090 570100 RENTALS AND LEASES	30,000.00	28,300.00	16,150.82	.00	4,909.31	7,239.87	74.4
02019090 623000 UNIVERSITY AVENUE	900,000.00	900,000.00	.00	.00	.00	900,000.00	.0
02019090 640500 HEAVY EQUIPMENT	1,535,000.00	1,647,300.00	991,599.56	.00	374,115.00	281,585.44	82.9
02019090 640700 OTHER EQUIPMENT	8,000.00	2,300.00	.00	.00	.00	2,300.00	.0
02019090 640800 COMPUTER EQUIPMENT	7,950.00	7,950.00	.00	.00	.00	7,950.00	.0
02019090 650200 VEHICLES - LIGHT T	142,000.00	141,100.00	.00	.00	141,065.20	34.80	100.0
TOTAL CONSOLIDATED ROAD AND BR	10,015,870.00	10,049,870.00	4,530,860.50	695,412.20	1,629,700.99	3,889,308.51	61.3%
TOTAL CONSOLIDATED ROAD AND BR	.00	.00	-2,951,622.64	471,942.73	1,629,700.99	1,321,921.65	100.0%
TOTAL REVENUES	-10,015,870.00	-10,049,870.00	-7,482,483.14	-223,469.47	.00	-2,567,386.86	
TOTAL EXPENSES	10,015,870.00	10,049,870.00	4,530,860.50	695,412.20	1,629,700.99	3,889,308.51	

031 PRECINCT 1 PARK

000 UNDEFINED

031 400100 CURRENT AD VALOREM TAXE	-118,196.00	-118,196.00	-115,100.28	-838.97	.00	-3,095.72	97.4
------------------------------------	-------------	-------------	-------------	---------	-----	-----------	------

BUDGET SUMMARIES REPORT
ACCOUNT SUMMARY APRIL 2022

FOR 2022 07

031	PRECINCT 1 PARK	ORIGINAL APPROP	REVISED BUDGET	YTD ACTUAL	MTD ACTUAL	ENCUMBRANCES	AVAILABLE BUDGET	PCT USE/COL
031 400400	PEN & INT - CURRENT LEV	-485.00	-485.00	-319.06	-81.77	.00	-165.94	65.8
031 400500	DELIQ TAXES - PRIOR YEA	-721.00	-721.00	-558.47	-94.08	.00	-162.53	77.5
031 400600	PEN & INT - PRIOR YEARS	-366.00	-366.00	-284.77	-38.28	.00	-81.23	77.8
031 470000	INTEREST INCOME	-8,000.00	-8,000.00	-1,770.99	-205.79	.00	-6,229.01	22.1
031 481600	CONTRIBUTIONS	-8,000.00	-8,000.00	-8,900.00	-1,200.00	.00	900.00	111.3
031 736100	DRAW FROM RESERVES	-48,398.00	-48,398.00	.00	.00	.00	-48,398.00	.0
031 902000	XFER TO CONSOLIDATED RO	58,484.00	92,484.00	92,484.00	.00	.00	.00	100.0
TOTAL UNDEFINED		-125,682.00	-91,682.00	-34,449.57	-2,458.89	.00	-57,232.43	37.6%

191 PRECINCT 1 PARK

03119180 500600	STAFF EMPLOYEES	29,536.00	29,536.00	17,283.16	3,408.00	.00	12,252.84	58.5
03119180 500800	TEMPORARY	5,000.00	5,000.00	10.31	.00	.00	4,989.69	.2
03119180 510100	FICA	2,141.00	2,141.00	1,035.61	204.12	.00	1,105.39	48.4
03119180 510200	MEDICARE	501.00	501.00	242.16	47.73	.00	258.84	48.3
03119180 510300	RETIREMENT	3,281.00	3,281.00	2,009.86	414.51	.00	1,271.14	61.3
03119180 510400	GROUP HEALTH INSUR	7,531.00	7,531.00	4,368.78	863.19	.00	3,162.22	58.0
03119180 510500	GROUP DENTAL INSUR	415.00	415.00	368.01	81.24	.00	4.99	98.8
03119180 510600	LIFE INSURANCE	60.00	60.00	33.95	6.72	.00	26.05	56.6
03119180 510700	UNEMPLOYMENT INSUR	27.00	27.00	17.14	5.78	.00	9.86	63.5
03119180 510900	WORKER'S COMPENSAT	2,190.00	2,190.00	1,100.12	216.06	.00	1,089.88	50.2
03119180 520100	SUPPLIES/OTH OPER	2,000.00	2,000.00	77.11	.00	1,442.14	480.75	76.0
03119180 530500	BUILDING MAINTENAN	18,000.00	18,000.00	1,123.39	95.00	350.00	16,526.61	8.2
03119180 530900	GROUND MAINTENANC	2,000.00	2,000.00	.00	.00	.00	2,000.00	.0
03119180 540100	COMMUNICATIONS - M	3,000.00	3,000.00	1,242.76	184.62	1,457.24	300.00	90.0
03119180 540600	UTILITIES	10,000.00	10,000.00	3,369.36	551.26	4,130.64	2,500.00	75.0
03119180 561400	PROFESSIONAL SERVI	40,000.00	6,000.00	.00	.00	.00	6,000.00	.0
TOTAL PRECINCT 1 PARK		125,682.00	91,682.00	32,323.72	6,078.23	7,380.02	51,978.26	43.3%
TOTAL PRECINCT 1 PARK		.00	.00	-2,125.85	3,619.34	7,380.02	-5,254.17	100.0%
TOTAL REVENUES		-184,166.00	-184,166.00	-126,933.57	-2,458.89	.00	-57,232.43	
TOTAL EXPENSES		184,166.00	184,166.00	124,807.72	6,078.23	7,380.02	51,978.26	

032 SLATON/ROOSEVELT PARK

000 UNDEFINED

032 400100	CURRENT AD VALOREM TAXE	-118,196.00	-118,196.00	-115,100.28	-838.97	.00	-3,095.72	97.4
------------	-------------------------	-------------	-------------	-------------	---------	-----	-----------	------

BUDGET SUMMARIES REPORT
ACCOUNT SUMMARY APRIL 2022

FOR 2022 07

032	SLATON/ROOSEVELT PARK	ORIGINAL APPROP	REVISED BUDGET	YTD ACTUAL	MTD ACTUAL	ENCUMBRANCES	AVAILABLE BUDGET	PCT USE/COL
032 400400	PEN & INT - CURRENT LEV	-485.00	-485.00	-319.06	-81.77	.00	-165.94	65.8
032 400500	DELIQ TAXES - PRIOR YEA	-721.00	-721.00	-558.47	-94.08	.00	-162.53	77.5
032 400600	PEN & INT - PRIOR YEARS	-366.00	-366.00	-284.77	-38.28	.00	-81.23	77.8
032 470000	INTEREST INCOME	-1,000.00	-1,000.00	-306.57	-51.38	.00	-693.43	30.7
032 481600	CONTRIBUTIONS	-8,000.00	-8,000.00	-5,050.00	-450.00	.00	-2,950.00	63.1
032 736100	DRAW FROM RESERVES	-181,156.00	-68,156.00	.00	.00	.00	-68,156.00	.0
TOTAL UNDEFINED		-309,924.00	-196,924.00	-121,619.15	-1,554.48	.00	-75,304.85	61.8%
192 PRECINCT 2 PARK								
03219280 500600	STAFF EMPLOYEES	.00	.00	92.34	.00	.00	-92.34	100.0
03219280 500800	TEMPORARY	15,600.00	15,600.00	5,143.50	2,100.00	.00	10,456.50	33.0
03219280 500900	PART TIME POSITION	13,071.00	13,071.00	7,042.64	1,399.20	.00	6,028.36	53.9
03219280 510100	FICA	1,777.00	1,777.00	737.65	212.30	.00	1,039.35	41.5
03219280 510200	MEDICARE	416.00	416.00	172.50	49.66	.00	243.50	41.5
03219280 510300	RETIREMENT	1,452.00	1,452.00	829.54	170.18	.00	622.46	57.1
03219280 510400	GROUP HEALTH INSUR	7,531.00	7,531.00	4,360.35	863.19	.00	3,170.65	57.9
03219280 510500	GROUP DENTAL INSUR	415.00	415.00	269.10	53.31	.00	145.90	64.8
03219280 510600	LIFE INSURANCE	60.00	60.00	33.92	6.72	.00	26.08	56.5
03219280 510700	UNEMPLOYMENT INSUR	26.00	26.00	11.49	4.32	.00	14.51	44.2
03219280 510900	WORKER'S COMPENSAT	1,818.00	1,818.00	781.03	221.84	.00	1,036.97	43.0
03219280 520100	SUPPLIES/OTH OPER	3,000.00	3,000.00	982.55	853.39	1,699.91	317.54	89.4
03219280 523100	NON-CAPITAL EQUIPM	4,000.00	.00	.00	.00	.00	.00	.0
03219280 530100	EQUIPMENT OPER/MAI	2,400.00	2,400.00	.00	.00	.00	2,400.00	.0
03219280 530500	BUILDING MAINTENAN	70,000.00	70,000.00	1,360.50	352.98	62,776.00	5,863.50	91.6
03219280 530900	GROUPS MAINTENANC	30,000.00	22,000.00	12,000.00	.00	.00	10,000.00	54.5
03219280 540100	COMMUNICATIONS - M	2,000.00	4,000.00	1,059.40	158.22	940.60	2,000.00	50.0
03219280 540600	UTILITIES	20,000.00	20,000.00	4,966.74	1,203.43	9,933.26	5,100.00	74.5
03219280 562200	CONTRACT SERVICES	86,358.00	15,875.00	.00	.00	.00	15,875.00	.0
03219280 620500	OTHER IMPROVEMENTS	50,000.00	17,483.00	4,000.00	.00	1,000.00	12,483.00	28.6
TOTAL PRECINCT 2 PARK		309,924.00	196,924.00	43,843.25	7,648.74	76,349.77	76,730.98	61.0%
TOTAL SLATON/ROOSEVELT PARK		.00	.00	-77,775.90	6,094.26	76,349.77	1,426.13	100.0%
TOTAL REVENUES		-309,924.00	-196,924.00	-121,619.15	-1,554.48	.00	-75,304.85	
TOTAL EXPENSES		309,924.00	196,924.00	43,843.25	7,648.74	76,349.77	76,730.98	

033 IDALOU/NEW DEAL PARK

000 UNDEFINED

033 400100	CURRENT AD VALOREM TAXE	-118,196.00	-118,196.00	-115,100.28	-838.97	.00	-3,095.72	97.4
------------	-------------------------	-------------	-------------	-------------	---------	-----	-----------	------

BUDGET SUMMARIES REPORT
ACCOUNT SUMMARY APRIL 2022

FOR 2022 07

033	IDALOU/NEW DEAL PARK	ORIGINAL APPROP	REVISED BUDGET	YTD ACTUAL	MTD ACTUAL	ENCUMBRANCES	AVAILABLE BUDGET	PCT USE/COL
033 400400	PEN & INT - CURRENT LEV	-485.00	-485.00	-319.06	-81.77	.00	-165.94	65.8
033 400500	DELIQ TAXES - PRIOR YEA	-721.00	-721.00	-558.47	-94.08	.00	-162.53	77.5
033 400600	PEN & INT - PRIOR YEARS	-366.00	-366.00	-284.77	-38.28	.00	-81.23	77.8
033 470000	INTEREST INCOME	-1,000.00	-1,000.00	-917.94	-111.53	.00	-82.06	91.8
033 481600	CONTRIBUTIONS	-6,200.00	-6,200.00	-3,100.00	-700.00	.00	-3,100.00	50.0
033 736100	DRAW FROM RESERVES	-65,292.00	-65,292.00	.00	.00	.00	-65,292.00	.0
033 902000	XFER TO CONSOLIDATED R	58,484.00	58,484.00	58,484.00	.00	.00	.00	100.0
TOTAL UNDEFINED		-133,776.00	-133,776.00	-61,796.52	-1,864.63	.00	-71,979.48	46.2%
193 PRECINCT 3 PARK								
03319380 500600	STAFF EMPLOYEES	.00	.00	92.34	.00	.00	-92.34	100.0
03319380 500800	TEMPORARY	3,000.00	3,000.00	.00	.00	.00	3,000.00	.0
03319380 500900	PART TIME POSITION	24,215.00	24,215.00	12,224.36	2,428.68	.00	11,990.64	50.5
03319380 510100	FICA	1,501.00	1,501.00	577.47	113.64	.00	923.53	38.5
03319380 510200	MEDICARE	351.00	351.00	135.07	26.58	.00	215.93	38.5
03319380 510300	RETIREMENT	2,690.00	2,690.00	1,432.35	295.42	.00	1,257.65	53.2
03319380 510400	GROUP HEALTH INSUR	17,743.00	17,743.00	10,320.17	2,047.26	.00	7,422.83	58.2
03319380 510500	GROUP DENTAL INSUR	415.00	415.00	409.68	81.24	.00	5.32	98.7
03319380 510600	LIFE INSURANCE	60.00	60.00	33.92	6.72	.00	26.08	56.5
03319380 510700	UNEMPLOYMENT INSUR	22.00	22.00	11.49	3.40	.00	10.51	52.2
03319380 510900	WORKER'S COMPENSAT	1,535.00	1,535.00	783.50	153.99	.00	751.50	51.0
03319380 520100	SUPPLIES/OTH OPER	4,000.00	4,000.00	383.56	.00	.00	3,616.44	9.6
03319380 530100	EQUIPMENT OPER/MAI	4,000.00	4,000.00	.00	.00	.00	4,000.00	.0
03319380 530200	VEHICLE OPERATION/	500.00	500.00	99.49	48.02	400.51	.00	100.0
03319380 530500	BUILDING MAINTENAN	4,000.00	10,000.00	794.20	130.00	585.00	8,620.80	13.8
03319380 530900	GROUNDS MAINTENANC	4,000.00	4,000.00	.00	.00	.00	4,000.00	.0
03319380 540600	UTILITIES	15,744.00	15,744.00	3,573.84	516.73	5,426.16	6,744.00	57.2
03319380 640600	CAPITAL OUTLAY	50,000.00	44,000.00	.00	.00	40,355.00	3,645.00	91.7
TOTAL PRECINCT 3 PARK		133,776.00	133,776.00	30,871.44	5,851.68	46,766.67	56,137.89	58.0%
TOTAL IDALOU/NEW DEAL PARK		.00	.00	-30,925.08	3,987.05	46,766.67	-15,841.59	100.0%
TOTAL REVENUES		-192,260.00	-192,260.00	-120,280.52	-1,864.63	.00	-71,979.48	
TOTAL EXPENSES		192,260.00	192,260.00	89,355.44	5,851.68	46,766.67	56,137.89	

034 SHALLOWATER PARK

000 UNDEFINED

034 400100	CURRENT AD VALOREM TAXE	-118,196.00	-118,196.00	-115,100.28	-838.97	.00	-3,095.72	97.4
------------	-------------------------	-------------	-------------	-------------	---------	-----	-----------	------

BUDGET SUMMARIES REPORT
ACCOUNT SUMMARY APRIL 2022

FOR 2022 07

034	SHALLOWATER PARK	ORIGINAL APPROP	REVISED BUDGET	YTD ACTUAL	MTD ACTUAL	ENCUMBRANCES	AVAILABLE BUDGET	PCT USE/COL
034 400400	PEN & INT - CURRENT LEV	-485.00	-485.00	-319.06	-81.77	.00	-165.94	65.8
034 400500	DELIQ TAXES - PRIOR YEA	-721.00	-721.00	-558.47	-94.08	.00	-162.53	77.5
034 400600	PEN & INT - PRIOR YEARS	-366.00	-366.00	-284.77	-38.28	.00	-81.23	77.8
034 470000	INTEREST INCOME	-1,000.00	-1,000.00	-957.85	-118.60	.00	-42.15	95.8
034 481600	CONTRIBUTIONS	-2,250.00	-2,250.00	-3,051.00	-450.00	.00	801.00	135.6
034 736100	DRAW FROM RESERVES	-172,708.00	-172,708.00	.00	.00	.00	-172,708.00	.0
034 902000	XFER TO CONSOLIDATED R	58,484.00	58,484.00	58,484.00	.00	.00	.00	100.0
TOTAL UNDEFINED		-237,242.00	-237,242.00	-61,787.43	-1,621.70	.00	-175,454.57	26.0%

194 PRECINCT 4 PARK

03419480 500600	STAFF EMPLOYEES	.00	.00	92.34	.00	.00	-92.34	100.0
03419480 500700	OVERTIME COMPENSAT	2,500.00	2,500.00	.00	.00	.00	2,500.00	.0
03419480 500800	TEMPORARY	1,500.00	1,500.00	520.00	.00	.00	980.00	34.7
03419480 500900	PART TIME POSITION	16,500.00	16,500.00	7,852.00	1,560.00	.00	8,648.00	47.6
03419480 510100	FICA	1,116.00	1,116.00	524.53	96.72	.00	591.47	47.0
03419480 510200	MEDICARE	261.00	261.00	122.67	22.62	.00	138.33	47.0
03419480 510300	RETIREMENT	1,502.00	1,502.00	923.69	189.75	.00	578.31	61.5
03419480 510400	GROUP HEALTH INSUR	7,531.00	7,531.00	15.63	.00	.00	7,515.37	.2
03419480 510500	GROUP DENTAL INSUR	415.00	415.00	.77	.00	.00	414.23	.2
03419480 510600	LIFE INSURANCE	60.00	60.00	.10	.00	.00	59.90	.2
03419480 510700	UNEMPLOYMENT INSUR	16.00	16.00	7.85	2.18	.00	8.15	49.1
03419480 510900	WORKER'S COMPENSAT	1,141.00	1,141.00	539.24	98.91	.00	601.76	47.3
03419480 520100	SUPPLIES/OTH OPER	7,200.00	7,200.00	714.45	63.73	492.14	5,993.41	16.8
03419480 523100	NON-CAPITAL EQUIPM	3,000.00	1,000.00	.00	.00	.00	1,000.00	.0
03419480 530100	EQUIPMENT OPER/MAI	2,000.00	2,000.00	.00	.00	.00	2,000.00	.0
03419480 530500	BUILDING MAINTENAN	10,000.00	10,000.00	596.23	100.00	555.00	8,848.77	11.5
03419480 530900	GROUPS MAINTENANC	10,000.00	10,000.00	600.00	.00	1,800.00	7,600.00	24.0
03419480 540600	UTILITIES	20,000.00	22,000.00	4,888.47	966.46	8,011.53	9,100.00	58.6
03419480 561400	PROFESSIONAL SERVI	2,500.00	2,500.00	.00	.00	.00	2,500.00	.0
03419480 640600	CAPITAL OUTLAY	150,000.00	150,000.00	.00	.00	.00	150,000.00	.0
TOTAL PRECINCT 4 PARK		237,242.00	237,242.00	17,397.97	3,100.37	10,858.67	208,985.36	11.9%
TOTAL SHALLOWATER PARK		.00	.00	-44,389.46	1,478.67	10,858.67	33,530.79	100.0%
TOTAL REVENUES		-295,726.00	-295,726.00	-120,271.43	-1,621.70	.00	-175,454.57	
TOTAL EXPENSES		295,726.00	295,726.00	75,881.97	3,100.37	10,858.67	208,985.36	

041 PERMANENT IMPROVEMENT

000 UNDEFINED

041 400100	CURRENT AD VALOREM TAXE	-2,363,926.00	-2,363,926.00	-2,302,001.77	-16,779.29	.00	-61,924.23	97.4
------------	-------------------------	---------------	---------------	---------------	------------	-----	------------	------

BUDGET SUMMARIES REPORT
ACCOUNT SUMMARY APRIL 2022

FOR 2022 07

041	PERMANENT IMPROVEMENT	ORIGINAL APPROP	REVISED BUDGET	YTD ACTUAL	MTD ACTUAL	ENCUMBRANCES	AVAILABLE BUDGET	PCT USE/COL
041 400400	PEN & INT - CURRENT LEV	-9,692.00	-9,692.00	-6,380.87	-1,635.42	.00	-3,311.13	65.8
041 400500	DELIQ TAXES - PRIOR YEA	-14,420.00	-14,420.00	-11,169.72	-1,881.50	.00	-3,250.28	77.5
041 400600	PEN & INT - PRIOR YEARS	-7,328.00	-7,328.00	-5,695.97	-765.86	.00	-1,632.03	77.7
041 470000	INTEREST INCOME	-35,000.00	-35,000.00	-12,502.39	-2,304.94	.00	-22,497.61	35.7
041 483500	CRTC LEASE	-483,732.00	-483,732.00	-282,177.00	-40,311.00	.00	-201,555.00	58.3
041 736100	DRAW FROM RESERVES	-2,000,000.00	-2,000,000.00	.00	.00	.00	-2,000,000.00	.0
041 801100	XFER FROM GENERAL FUND	-2,384,027.00	-2,384,027.00	-2,384,027.00	.00	.00	.00	100.0
TOTAL UNDEFINED		-7,298,125.00	-7,298,125.00	-5,003,954.72	-63,678.01	.00	-2,294,170.28	68.6%
061 FACILITY MAINTENANCE								
04106140 561400	PROFESSIONAL SERVI	2,240,000.00	1,643,536.00	352,239.65	101,849.36	388,887.55	902,408.80	45.1
04106140 566110	LEASE PAYMENT PRIN	.00	568,926.00	425,319.65	.00	.00	143,606.35	74.8
04106140 566210	LEASE PAYMENT INTE	.00	273,224.00	206,292.10	.00	.00	66,931.90	75.5
04106140 579900	RENOV/REPAIR NON-C	85,000.00	85,000.00	39,277.90	5,261.53	15,092.24	30,629.86	64.0
04106140 620800	COURTHOUSE RENOVAT	275,000.00	275,100.00	162,800.53	115,318.80	109,729.20	2,570.27	99.1
04106140 621100	RENOVATION 900 MAI	245,000.00	482,295.00	365,279.93	.00	116,018.29	996.78	99.8
04106140 621700	LCJJC RENOVATIONS	2,240,000.00	2,240,000.00	3,346.51	.00	147,018.00	2,089,635.49	6.7
04106140 622300	OTHER BLDG RENOVAT	1,730,000.00	1,730,000.00	178,892.90	119,241.15	875,216.85	675,890.25	60.9
04106140 622600	ENERGY & CONSERVAT	483,125.00	44.00	.00	.00	.00	44.00	.0
TOTAL FACILITY MAINTENANCE		7,298,125.00	7,298,125.00	1,733,449.17	341,670.84	1,651,962.13	3,912,713.70	46.4%
TOTAL PERMANENT IMPROVEMENT		.00	.00	-3,270,505.55	277,992.83	1,651,962.13	1,618,543.42	100.0%
TOTAL REVENUES		-7,298,125.00	-7,298,125.00	-5,003,954.72	-63,678.01	.00	-2,294,170.28	
TOTAL EXPENSES		7,298,125.00	7,298,125.00	1,733,449.17	341,670.84	1,651,962.13	3,912,713.70	
043 LCETRZ NO1 TAX INCREMENT FUND								
000 UNDEFINED								
043 470000	INTEREST INCOME	-1,000.00	-1,000.00	-491.43	-73.83	.00	-508.57	49.1
043 801100	XFER FROM GENERAL FUND	-188,025.00	-188,025.00	-188,357.46	.00	.00	332.46	100.2
TOTAL UNDEFINED		-189,025.00	-189,025.00	-188,848.89	-73.83	.00	-176.11	99.9%
090 PUBLIC WORKS								
04309090 623000	ROAD PROJECTS	189,025.00	189,025.00	.00	.00	.00	189,025.00	.0

BUDGET SUMMARIES REPORT
ACCOUNT SUMMARY APRIL 2022

FOR 2022 07

	ORIGINAL APPROP	REVISED BUDGET	YTD ACTUAL	MTD ACTUAL	ENCUMBRANCES	AVAILABLE BUDGET	PCT USE/COL
TOTAL PUBLIC WORKS	189,025.00	189,025.00	.00	.00	.00	189,025.00	.0%
TOTAL LCETRZ NO1 TAX INCREMENT	.00	.00	-188,848.89	-73.83	.00	188,848.89	100.0%
TOTAL REVENUES	-189,025.00	-189,025.00	-188,848.89	-73.83	.00	-176.11	
TOTAL EXPENSES	189,025.00	189,025.00	.00	.00	.00	189,025.00	
046 TJJD (P) JJAEP GRANT							
000 UNDEFINED							
046 420390 TJJD-P JJAEP GRANT REVE	-80,000.00	-80,000.00	-34,145.50	-4,644.00	.00	-45,854.50	42.7
TOTAL UNDEFINED	-80,000.00	-80,000.00	-34,145.50	-4,644.00	.00	-45,854.50	42.7%
051 JUVENILE PROBATION							
04605135 562300 INTER LOCAL AGREEM	80,000.00	80,000.00	.00	.00	.00	80,000.00	.0
TOTAL JUVENILE PROBATION	80,000.00	80,000.00	.00	.00	.00	80,000.00	.0%
TOTAL TJJD (P) JJAEP GRANT	.00	.00	-34,145.50	-4,644.00	.00	34,145.50	100.0%
TOTAL REVENUES	-80,000.00	-80,000.00	-34,145.50	-4,644.00	.00	-45,854.50	
TOTAL EXPENSES	80,000.00	80,000.00	.00	.00	.00	80,000.00	
047 TJJD (R) REG DIVERSION GRANT							
000 UNDEFINED							
047 420170 TJJD (R) GRANT REVENUE	-15,628.00	-15,628.00	-12,793.98	.00	.00	-2,834.02	81.9
TOTAL UNDEFINED	-15,628.00	-15,628.00	-12,793.98	.00	.00	-2,834.02	81.9%
051 JUVENILE PROBATION							
04705135 520100 SUPPLIES/OTH OPER	15,628.00	15,628.00	12,793.98	.00	.00	2,834.02	81.9

BUDGET SUMMARIES REPORT
ACCOUNT SUMMARY APRIL 2022

FOR 2022 07

	ORIGINAL APPROP	REVISED BUDGET	YTD ACTUAL	MTD ACTUAL	ENCUMBRANCES	AVAILABLE BUDGET	PCT USE/COL
TOTAL JUVENILE PROBATION	15,628.00	15,628.00	12,793.98	.00	.00	2,834.02	81.9%
TOTAL TJJD (R) REG DIVERSION G	.00	.00	.00	.00	.00	.00	.0%
TOTAL REVENUES	-15,628.00	-15,628.00	-12,793.98	.00	.00	-2,834.02	
TOTAL EXPENSES	15,628.00	15,628.00	12,793.98	.00	.00	2,834.02	

049 TJJD (S) PREV/INTER GRANT

000 UNDEFINED

049 424900 TJPC-S GRANT REVENUE	.00	-66,000.00	-49,500.00	-5,500.00	.00	-16,500.00	75.0
TOTAL UNDEFINED	.00	-66,000.00	-49,500.00	-5,500.00	.00	-16,500.00	75.0%

051 JUVENILE PROBATION

04905135 540100 COMMUNICATIONS - M	.00	4,000.00	.00	.00	.00	4,000.00	.0
04905135 550300 TRAVEL AND TRAININ	.00	20,000.00	.00	.00	.00	20,000.00	.0
04905135 562200 CONTRACT SERVICES	.00	42,000.00	.00	.00	.00	42,000.00	.0
TOTAL JUVENILE PROBATION	.00	66,000.00	.00	.00	.00	66,000.00	.0%
TOTAL TJJD (S) PREV/INTER GRAN	.00	.00	-49,500.00	-5,500.00	.00	49,500.00	100.0%
TOTAL REVENUES	.00	-66,000.00	-49,500.00	-5,500.00	.00	-16,500.00	
TOTAL EXPENSES	.00	66,000.00	.00	.00	.00	66,000.00	

050 JUVENILE STAR PROGRAM

000 UNDEFINED

050 424000 STAR PROGRAM-JUVENILE	-425,000.00	-425,000.00	-425,000.00	-425,000.00	.00	.00	100.0
050 489900 OTHER REVENUE	-1,895.00	-1,895.00	.00	.00	.00	-1,895.00	.0
050 805100 XFER FROM LCJJC	-198,595.00	-198,595.00	-175,000.00	-175,000.00	.00	-23,595.00	88.1
TOTAL UNDEFINED	-625,490.00	-625,490.00	-600,000.00	-600,000.00	.00	-25,490.00	95.9%

051 JUVENILE PROBATION

BUDGET SUMMARIES REPORT
ACCOUNT SUMMARY APRIL 2022

FOR 2022 07

	ORIGINAL APPROP	REVISED BUDGET	YTD ACTUAL	MTD ACTUAL	ENCUMBRANCES	AVAILABLE BUDGET	PCT USE/COL
05005135 500600 STAFF EMPLOYEES	415,963.00	415,963.00	230,988.44	47,058.23	.00	184,974.56	55.5
05005135 500700 OVERTIME COMPENSAT	.00	.00	1,110.57	.00	.00	-1,110.57	100.0
05005135 510100 FICA	26,464.00	26,464.00	13,692.76	2,778.22	.00	12,771.24	51.7
05005135 510200 MEDICARE	6,189.00	6,189.00	3,202.30	649.75	.00	2,986.70	51.7
05005135 510300 RETIREMENT	46,214.00	46,214.00	26,949.34	5,647.49	.00	19,264.66	58.3
05005135 510400 GROUP HEALTH INSUR	71,898.00	71,898.00	34,534.59	6,860.87	.00	37,363.41	48.0
05005135 510500 GROUP DENTAL INSUR	4,024.00	4,024.00	2,083.43	423.55	.00	1,940.57	51.8
05005135 510600 LIFE INSURANCE	538.00	538.00	292.83	59.55	.00	245.17	54.4
05005135 510700 UNEMPLOYMENT INSUR	2,293.00	2,293.00	226.24	75.19	.00	2,066.76	9.9
05005135 510900 WORKER'S COMPENSAT	15,316.00	15,316.00	8,629.78	1,750.30	.00	6,686.22	56.3
05005135 520100 SUPPLIES/OTH OPER	5,895.00	5,895.00	359.27	182.00	.00	5,535.73	6.1
05005135 522400 UNIFORMS	1,800.00	1,800.00	1,686.92	.00	.00	113.08	93.7
05005135 522700 RESIDENT SUPPLIES	1,000.00	1,000.00	.00	.00	.00	1,000.00	.0
05005135 530200 VEHICLE OPERATION/	13,500.00	13,500.00	5,682.70	1,110.08	3,102.39	4,714.91	65.1
05005135 540100 COMMUNICATIONS - M	546.00	546.00	.00	.00	.00	546.00	.0
05005135 550300 TRAVEL AND TRAININ	7,750.00	7,750.00	1,868.94	1,674.45	.00	5,881.06	24.1
05005135 550500 ASSOCIATION DUES	100.00	100.00	.00	.00	.00	100.00	.0
05005135 562200 CONTRACT SERVICES	6,000.00	6,000.00	.00	.00	.00	6,000.00	.0
TOTAL JUVENILE PROBATION	625,490.00	625,490.00	331,308.11	68,269.68	3,102.39	291,079.50	53.5%
TOTAL JUVENILE STAR PROGRAM	.00	.00	-268,691.89	-531,730.32	3,102.39	265,589.50	100.0%
TOTAL REVENUES	-625,490.00	-625,490.00	-600,000.00	-600,000.00	.00	-25,490.00	
TOTAL EXPENSES	625,490.00	625,490.00	331,308.11	68,269.68	3,102.39	291,079.50	

051 JUVENILE PROBATION

000 UNDEFINED

051 451900 JUVENILE PROBATION FEES	-5,000.00	-5,000.00	-2,419.00	.00	.00	-2,581.00	48.4
051 470000 INTEREST INCOME	-75,000.00	-75,000.00	-18,900.16	-2,507.34	.00	-56,099.84	25.2
051 489900 OTHER REVENUE	-2,000.00	-2,000.00	-555.99	.00	.00	-1,444.01	27.8
051 801100 XFER FROM GENERAL FUND	-7,966,144.00	-7,966,144.00	-4,646,917.30	-663,845.34	.00	-3,319,226.70	58.3
051 905000 XFER TO STAR PROGRAM	198,595.00	198,595.00	175,000.00	175,000.00	.00	23,595.00	88.1
051 905400 XFER TO JUV PROB COMM F	461,372.00	461,372.00	.00	.00	.00	461,372.00	.0
051 905500 XFER TO JUVENILE DETENT	4,603,377.00	4,603,377.00	.00	.00	.00	4,603,377.00	.0
051 905700 XFER TO FOOD SERVICE	230,963.00	230,963.00	.00	.00	.00	230,963.00	.0
051 906400 XFER TO TITLE IV-E	106,400.00	106,400.00	.00	.00	.00	106,400.00	.0
TOTAL UNDEFINED	-2,447,437.00	-2,447,437.00	-4,493,792.45	-491,352.68	.00	2,046,355.45	183.6%

051 JUVENILE PROBATION

BUDGET SUMMARIES REPORT
ACCOUNT SUMMARY APRIL 2022

FOR 2022 07

	ORIGINAL APPROP	REVISED BUDGET	YTD ACTUAL	MTD ACTUAL	ENCUMBRANCES	AVAILABLE BUDGET	PCT USE/COL
05105135 500200 APPOINTED OFFICIAL	117,626.00	117,626.00	69,826.34	13,877.16	.00	47,799.66	59.4
05105135 500600 STAFF EMPLOYEES	1,420,499.00	1,420,499.00	663,606.09	131,895.11	.00	756,892.91	46.7
05105135 500700 OVERTIME COMPENSAT	.00	.00	51.10	.00	.00	-51.10	100.0
05105135 510100 FICA	95,394.00	95,394.00	42,982.68	8,565.85	.00	52,411.32	45.1
05105135 510200 MEDICARE	22,310.00	22,310.00	10,052.55	2,003.34	.00	12,257.45	45.1
05105135 510300 RETIREMENT	170,941.00	170,941.00	85,035.50	17,518.93	.00	85,905.50	49.7
05105135 510400 GROUP HEALTH INSUR	195,806.00	195,806.00	135,992.47	26,029.95	.00	59,813.53	69.5
05105135 510500 GROUP DENTAL INSUR	10,790.00	10,790.00	6,384.35	1,250.43	.00	4,405.65	59.2
05105135 510600 LIFE INSURANCE	1,560.00	1,560.00	788.09	148.99	.00	771.91	50.5
05105135 510700 UNEMPLOYMENT INSUR	1,385.00	1,385.00	707.35	227.17	.00	677.65	51.1
05105135 510900 WORKER'S COMPENSAT	4,155.00	4,155.00	4,692.26	988.92	.00	-537.26	112.9
05105135 520100 SUPPLIES/OTH OPER	41,500.00	40,500.00	21,995.57	3,255.43	12,483.26	6,021.17	85.1
05105135 522400 UNIFORMS	10,000.00	10,000.00	660.46	.00	.00	9,339.54	6.6
05105135 522700 RESIDENT SUPPLIES	5,000.00	5,000.00	.00	.00	.00	5,000.00	.0
05105135 522800 LAW BOOKS	1,000.00	1,000.00	.00	.00	1,000.00	.00	100.0
05105135 523000 NON-CAPITAL SOFTWA	1,350.00	1,350.00	.00	.00	.00	1,350.00	.0
05105135 523100 NON-CAPITAL EQUIPM	2,000.00	3,000.00	.00	.00	2,427.80	572.20	80.9
05105135 530100 EQUIPMENT OPER/MAI	1,000.00	1,000.00	178.96	.00	.00	821.04	17.9
05105135 530200 VEHICLE OPERATION/	7,500.00	7,500.00	3,049.94	826.42	3,051.09	1,398.97	81.3
05105135 530500 BUILDING MAINTENAN	66,000.00	66,000.00	28,907.75	6,755.23	11,474.32	25,617.93	61.2
05105135 530800 SOFTWARE MAINTENAN	10,000.00	10,000.00	.00	.00	.00	10,000.00	.0
05105135 530900 GROUNDS MAINTENANC	5,910.00	5,910.00	.00	.00	.00	5,910.00	.0
05105135 540100 COMMUNICATIONS - M	31,000.00	31,000.00	8,497.12	1,336.96	21,562.88	940.00	97.0
05105135 540600 UTILITIES	115,000.00	115,000.00	76,370.98	9,513.70	39,099.94	-470.92	100.4
05105135 550300 TRAVEL AND TRAININ	78,775.00	78,775.00	13,332.52	1,268.16	270.20	65,172.28	17.3
05105135 550500 ASSOCIATION DUES	936.00	936.00	20.00	.00	.00	916.00	2.1
05105135 562200 CONTRACT SERVICES	30,000.00	30,000.00	200.93	.00	.00	29,799.07	.7
TOTAL JUVENILE PROBATION	2,447,437.00	2,447,437.00	1,173,333.01	225,461.75	91,369.49	1,182,734.50	51.7%
TOTAL JUVENILE PROBATION	.00	.00	-3,320,459.44	-265,890.93	91,369.49	3,229,089.95	100.0%
TOTAL REVENUES	-8,048,144.00	-8,048,144.00	-4,668,792.45	-666,352.68	.00	-3,379,351.55	
TOTAL EXPENSES	8,048,144.00	8,048,144.00	1,348,333.01	400,461.75	91,369.49	6,608,441.50	

054 TJJD (A) JUV PROB COMM GRANT

000 UNDEFINED

054 421500 TJPC-A STATE AID	-1,649,081.00	-1,681,081.00	-1,203,098.27	-138,772.00	.00	-477,982.73	71.6
054 805100 XFER FROM LCJJC	-461,372.00	-461,372.00	.00	.00	.00	-461,372.00	.0

BUDGET SUMMARIES REPORT
ACCOUNT SUMMARY APRIL 2022

FOR 2022 07

054	TJJD (A)	JUV PROB COMM GRANT	ORIGINAL APPROP	REVISED BUDGET	YTD ACTUAL	MTD ACTUAL	ENCUMBRANCES	AVAILABLE BUDGET	PCT USE/COL
TOTAL UNDEFINED			-2,110,453.00	-2,142,453.00	-1,203,098.27	-138,772.00	.00	-939,354.73	56.2%
051 JUVENILE PROBATION									
05405135	500600	STAFF EMPLOYEES	883,542.00	883,542.00	370,340.04	76,257.79	.00	513,201.96	41.9
05405135	500700	OVERTIME COMPENSAT	2,000.00	2,000.00	25.12	.00	.00	1,974.88	1.3
05405135	501010	SUPPLEMENT PROBATI	63,000.00	63,000.00	32,381.39	6,358.35	.00	30,618.61	51.4
05405135	501100	SUPPLEMENT DETENTI	31,000.00	31,000.00	12,713.51	2,488.32	.00	18,286.49	41.0
05405135	510100	FICA	62,623.00	62,623.00	24,455.11	4,996.39	.00	38,167.89	39.1
05405135	510200	MEDICARE	14,481.00	14,481.00	5,719.40	1,168.53	.00	8,761.60	39.5
05405135	510300	RETIREMENT	112,215.00	112,215.00	48,910.55	10,870.21	.00	63,304.45	43.6
05405135	510400	GROUP HEALTH INSUR	105,434.00	105,434.00	90,611.59	19,178.98	.00	14,822.41	85.9
05405135	510500	GROUP DENTAL INSUR	5,810.00	5,810.00	4,168.30	880.32	.00	1,641.70	71.7
05405135	510600	LIFE INSURANCE	840.00	840.00	537.87	113.13	.00	302.13	64.0
05405135	510700	UNEMPLOYMENT INSUR	909.00	909.00	398.52	128.58	.00	510.48	43.8
05405135	510900	WORKER'S COMPENSAT	40,962.00	40,962.00	10,764.22	2,136.99	.00	30,197.78	26.3
05405135	520140	SUPPLIES/OTHER OPE	.00	7,000.00	.00	.00	7,000.00	.00	100.0
05405135	540100	COMMUNICATIONS - M	3,000.00	3,000.00	870.00	150.00	.00	2,130.00	29.0
05405135	544100	RESIDENTIAL NON-SE	72,623.00	72,623.00	33,109.20	3,732.90	.00	39,513.80	45.6
05405135	544420	RESIDENTIAL NON-SE	99,961.00	99,961.00	6,523.77	.00	.00	93,437.23	6.5
05405135	544500	RESIDENTIAL MH CD	84,700.00	84,700.00	.00	.00	.00	84,700.00	.0
05405135	544600	RESIDENTIAL MH PPA	110,641.00	110,641.00	75,122.20	12,256.78	29,318.78	6,200.02	94.4
05405135	544700	RESIDENTIAL SECURE	100,000.00	100,000.00	22,536.66	6,128.39	30,463.34	47,000.00	53.0
05405135	544810	RESIDENTIAL SECURE	99,962.00	99,962.00	61,876.97	.00	2,152.11	35,932.92	64.1
05405135	550303	TRAVEL AND TRAININ	12,000.00	12,000.00	1,733.60	305.38	.00	10,266.40	14.4
05405135	562200	CONTRACT SERVICES	55,000.00	55,000.00	10,082.65	1,319.87	.00	44,917.35	18.3
05405135	564500	CONTRACT SERVICES	80,000.00	80,000.00	15,678.70	3,839.20	.00	64,321.30	19.6
05405135	564600	CONTRACT SERVICES	37,750.00	62,750.00	6,655.00	1,400.00	.00	56,095.00	10.6
05405135	564800	ELECTRONIC MONITOR	32,000.00	32,000.00	11,336.25	1,844.00	20,663.75	.00	100.0
TOTAL JUVENILE PROBATION			2,110,453.00	2,142,453.00	846,550.62	155,554.11	89,597.98	1,206,304.40	43.7%
TOTAL TJJD (A) JUV PROB COMM G			.00	.00	-356,547.65	16,782.11	89,597.98	266,949.67	100.0%
TOTAL REVENUES			-2,110,453.00	-2,142,453.00	-1,203,098.27	-138,772.00	.00	-939,354.73	
TOTAL EXPENSES			2,110,453.00	2,142,453.00	846,550.62	155,554.11	89,597.98	1,206,304.40	

055 JUVENILE DETENTION

000 UNDEFINED

055	451300	CONTRACTSERV-OTHER COUN	-500,000.00	-500,000.00	-436,255.00	-79,310.00	.00	-63,745.00	87.3
-----	--------	-------------------------	-------------	-------------	-------------	------------	-----	------------	------

BUDGET SUMMARIES REPORT
ACCOUNT SUMMARY APRIL 2022

FOR 2022 07

055	JUVENILE DETENTION	ORIGINAL APPROP	REVISED BUDGET	YTD ACTUAL	MTD ACTUAL	ENCUMBRANCES	AVAILABLE BUDGET	PCT USE/COL
055 805100	XFER FROM LCJJC	-4,603,377.00	-4,603,377.00	.00	.00	.00	-4,603,377.00	.0
	TOTAL UNDEFINED	-5,103,377.00	-5,103,377.00	-436,255.00	-79,310.00	.00	-4,667,122.00	8.5%

051 JUVENILE PROBATION

05505135 500600	STAFF EMPLOYEES	3,357,466.00	3,317,466.00	1,323,072.53	256,331.13	.00	1,994,393.47	39.9
05505135 500700	OVERTIME COMPENSAT	25,500.00	65,500.00	40,864.66	9,178.14	.00	24,635.34	62.4
05505135 500900	PART TIME POSITION	55,500.00	55,500.00	8,294.56	.00	.00	47,205.44	14.9
05505135 510100	FICA	211,432.00	211,432.00	81,567.28	15,755.80	.00	129,864.72	38.6
05505135 510200	MEDICARE	49,448.00	49,448.00	19,075.91	3,684.77	.00	30,372.09	38.6
05505135 510300	RETIREMENT	378,873.00	378,873.00	159,217.53	32,063.98	.00	219,655.47	42.0
05505135 510400	GROUP HEALTH INSUR	527,170.00	527,170.00	256,777.28	49,256.48	.00	270,392.72	48.7
05505135 510500	GROUP DENTAL INSUR	29,050.00	29,050.00	12,807.24	2,444.56	.00	16,242.76	44.1
05505135 510600	LIFE INSURANCE	4,200.00	4,200.00	1,788.23	341.37	.00	2,411.77	42.6
05505135 510700	UNEMPLOYMENT INSUR	3,070.00	3,070.00	1,317.91	415.28	.00	1,752.09	42.9
05505135 510900	WORKER'S COMPENSAT	137,596.00	137,596.00	54,269.50	10,481.54	.00	83,326.50	39.4
05505135 520100	SUPPLIES/OTH OPER	35,000.00	35,000.00	18,819.17	1,138.84	9,004.52	7,176.31	79.5
05505135 522700	RESIDENT SUPPLIES	33,572.00	33,572.00	7,903.27	2,447.92	5,869.12	19,799.61	41.0
05505135 523100	NON-CAPITAL EQUIPM	6,000.00	6,000.00	4,341.00	3,252.00	.00	1,659.00	72.4
05505135 530100	EQUIPMENT OPER/MAI	1,000.00	1,000.00	.00	.00	.00	1,000.00	.0
05505135 530200	VEHICLE OPERATION/	2,500.00	2,500.00	575.90	68.89	1,089.34	834.76	66.6
05505135 550201	RESIDENT TRANSPORT	10,000.00	10,000.00	2,939.21	1,243.43	.00	7,060.79	29.4
05505135 561100	MEDICAL FOR RESIDE	10,000.00	10,000.00	5,365.39	3,311.28	.00	4,634.61	53.7
05505135 561400	PROFESSIONAL SERVI	11,000.00	11,000.00	.00	.00	.00	11,000.00	.0
05505135 562200	CONTRACT SERVICES	115,000.00	115,000.00	21,525.00	4,120.00	.00	93,475.00	18.7
05505135 564200	RESIDENTIAL PLACEM	100,000.00	100,000.00	19,017.38	-5,036.17	61,043.32	19,939.30	80.1
	TOTAL JUVENILE PROBATION	5,103,377.00	5,103,377.00	2,039,538.95	390,499.24	77,006.30	2,986,831.75	41.5%
	TOTAL JUVENILE DETENTION	.00	.00	1,603,283.95	311,189.24	77,006.30	-1,680,290.25	100.0%
	TOTAL REVENUES	-5,103,377.00	-5,103,377.00	-436,255.00	-79,310.00	.00	-4,667,122.00	
	TOTAL EXPENSES	5,103,377.00	5,103,377.00	2,039,538.95	390,499.24	77,006.30	2,986,831.75	

057 JUVENILE FOOD SERVICE

000 UNDEFINED

057 420100	GRANT REVENUE	.00	.00	-6,405.19	-6,405.19	.00	6,405.19	100.0
------------	---------------	-----	-----	-----------	-----------	-----	----------	-------

BUDGET SUMMARIES REPORT
ACCOUNT SUMMARY APRIL 2022

FOR 2022 07

057	JUVENILE FOOD SERVICE	ORIGINAL APPROP	REVISED BUDGET	YTD ACTUAL	MTD ACTUAL	ENCUMBRANCES	AVAILABLE BUDGET	PCT USE/COL
057 426600	DHS SCHOOL MEAL PROGRAM	-150,000.00	-150,000.00	-65,654.70	.00	.00	-84,345.30	43.8
057 426700	DHS COMMODITIES PROGRAM	-7,449.00	-7,449.00	.00	.00	.00	-7,449.00	.0
057 805100	XFER FROM LCJJC	-230,963.00	-230,963.00	.00	.00	.00	-230,963.00	.0
TOTAL UNDEFINED		-388,412.00	-388,412.00	-72,059.89	-6,405.19	.00	-316,352.11	18.6%

051 JUVENILE PROBATION

05705135 500600	STAFF EMPLOYEES	108,846.00	108,846.00	51,364.04	10,653.84	.00	57,481.96	47.2
05705135 500700	OVERTIME COMPENSAT	1,000.00	1,000.00	.00	.00	.00	1,000.00	.0
05705135 500800	TEMPORARY	15,000.00	15,000.00	8,336.87	1,628.57	.00	6,663.13	55.6
05705135 510100	FICA	7,740.00	7,740.00	3,586.23	734.05	.00	4,153.77	46.3
05705135 510200	MEDICARE	1,810.00	1,810.00	838.74	171.67	.00	971.26	46.3
05705135 510300	RETIREMENT	13,871.00	13,871.00	5,985.38	1,295.85	.00	7,885.62	43.2
05705135 510400	GROUP HEALTH INSUR	22,593.00	22,593.00	13,182.75	2,543.19	.00	9,410.25	58.3
05705135 510500	GROUP DENTAL INSUR	1,245.00	1,245.00	768.89	152.76	.00	476.11	61.8
05705135 510600	LIFE INSURANCE	180.00	180.00	101.46	20.16	.00	78.54	56.4
05705135 510700	UNEMPLOYMENT INSUR	113.00	113.00	58.34	19.58	.00	54.66	51.6
05705135 510900	WORKER'S COMPENSAT	5,064.00	5,064.00	2,519.30	518.30	.00	2,544.70	49.7
05705135 520600	KITCHEN SUPPLIES	4,500.00	4,500.00	2,043.44	39.08	935.22	1,521.34	66.2
05705135 521900	FOOD	202,000.00	202,000.00	120,387.89	29,922.09	71,336.63	10,275.48	94.9
05705135 523100	NON-CAPITAL EQUIPM	2,000.00	2,000.00	.00	.00	.00	2,000.00	.0
05705135 530100	EQUIPMENT OPER/MAI	250.00	250.00	-26.05	.00	.00	276.05	-10.4
05705135 570100	RENTALS AND LEASES	2,200.00	2,200.00	428.35	.00	599.69	1,171.96	46.7
TOTAL JUVENILE PROBATION		388,412.00	388,412.00	209,575.63	47,699.14	72,871.54	105,964.83	72.7%
TOTAL JUVENILE FOOD SERVICE		.00	.00	137,515.74	41,293.95	72,871.54	-210,387.28	100.0%
TOTAL REVENUES		-388,412.00	-388,412.00	-72,059.89	-6,405.19	.00	-316,352.11	
TOTAL EXPENSES		388,412.00	388,412.00	209,575.63	47,699.14	72,871.54	105,964.83	

064 TJJD (E) TITLE IV E GRANT

000 UNDEFINED

064 420380	TITLE IV-E TJPC (E)	-98,000.00	-98,000.00	-3,118.91	.00	.00	-94,881.09	3.2
064 805100	XFER FROM LCJJC	-106,400.00	-106,400.00	.00	.00	.00	-106,400.00	.0
TOTAL UNDEFINED		-204,400.00	-204,400.00	-3,118.91	.00	.00	-201,281.09	1.5%

051 JUVENILE PROBATION

BUDGET SUMMARIES REPORT
ACCOUNT SUMMARY APRIL 2022

FOR 2022 07

	ORIGINAL APPROP	REVISED BUDGET	YTD ACTUAL	MTD ACTUAL	ENCUMBRANCES	AVAILABLE BUDGET	PCT USE/COL
06405135 544400 RESIDENTIAL PLACEM	204,400.00	204,400.00	.00	.00	.00	204,400.00	.0
TOTAL JUVENILE PROBATION	204,400.00	204,400.00	.00	.00	.00	204,400.00	.0%
TOTAL TJJD (E) TITLE IV E GRAN	.00	.00	-3,118.91	.00	.00	3,118.91	100.0%
TOTAL REVENUES	-204,400.00	-204,400.00	-3,118.91	.00	.00	-201,281.09	
TOTAL EXPENSES	204,400.00	204,400.00	.00	.00	.00	204,400.00	
066 CJD RE ENTRY DRUG COURT GRANT							
000 UNDEFINED							
066 420100 GRANT REVENUE	-40,943.00	-40,943.00	.00	.00	.00	-40,943.00	.0
TOTAL UNDEFINED	-40,943.00	-40,943.00	.00	.00	.00	-40,943.00	.0%
014 COURTS							
06601420 520220 SUPPLIES/DRUG TEST	30,500.00	30,500.00	.00	.00	.00	30,500.00	.0
06601420 523000 NON-CAPITAL SOFTWA	4,400.00	4,400.00	.00	.00	.00	4,400.00	.0
06601420 540600 UTILITIES	240.00	240.00	.00	.00	.00	240.00	.0
06601420 550300 TRAVEL AND TRAININ	5,000.00	5,000.00	737.21	737.21	.00	4,262.79	14.7
06601420 561400 PROFESSIONAL SERVI	803.00	803.00	.00	.00	.00	803.00	.0
TOTAL COURTS	40,943.00	40,943.00	737.21	737.21	.00	40,205.79	1.8%
TOTAL CJD RE ENTRY DRUG COURT	.00	.00	737.21	737.21	.00	-737.21	100.0%
TOTAL REVENUES	-40,943.00	-40,943.00	.00	.00	.00	-40,943.00	
TOTAL EXPENSES	40,943.00	40,943.00	737.21	737.21	.00	40,205.79	
067 CJD DWI COURT GRANT							
000 UNDEFINED							
067 420100 GRANT REVENUE	-32,951.00	-32,951.00	-2,715.12	.00	.00	-30,235.88	8.2

BUDGET SUMMARIES REPORT
ACCOUNT SUMMARY APRIL 2022

FOR 2022 07

067	CJD DWI COURT GRANT	ORIGINAL APPROP	REVISED BUDGET	YTD ACTUAL	MTD ACTUAL	ENCUMBRANCES	AVAILABLE BUDGET	PCT USE/COL
TOTAL UNDEFINED		-32,951.00	-32,951.00	-2,715.12	.00	.00	-30,235.88	8.2%
014 COURTS								
06701420	520000 TREATMENT MATERIAL	250.00	250.00	.00	.00	.00	250.00	.0
06701420	520220 SUPPLIES/DRUG TEST	19,639.00	19,639.00	3,693.65	1,121.00	.00	15,945.35	18.8
06701420	523000 NON-CAPITAL SOFTWA	3,994.00	3,994.00	.00	.00	2,194.00	1,800.00	54.9
06701420	540600 UTILITIES	600.00	600.00	125.00	50.00	475.00	.00	100.0
06701420	550300 TRAVEL AND TRAININ	5,000.00	5,000.00	600.00	600.00	.00	4,400.00	12.0
06701420	561400 PROFESSIONAL SERVI	718.00	718.00	67.47	.00	.00	650.53	9.4
06701420	562200 CONTRACT SERVICES	2,750.00	2,750.00	.00	.00	.00	2,750.00	.0
TOTAL COURTS		32,951.00	32,951.00	4,486.12	1,771.00	2,669.00	25,795.88	21.7%
TOTAL CJD DWI COURT GRANT		.00	.00	1,771.00	1,771.00	2,669.00	-4,440.00	100.0%
TOTAL REVENUES		-32,951.00	-32,951.00	-2,715.12	.00	.00	-30,235.88	
TOTAL EXPENSES		32,951.00	32,951.00	4,486.12	1,771.00	2,669.00	25,795.88	
070 ON LINE ACCESS								
000 UNDEFINED								
070	436910 ONLINE ACCESS FEE	-35,000.00	-35,000.00	-6,890.00	.00	.00	-28,110.00	19.7
070	470000 INTEREST INCOME	-4,000.00	-4,000.00	-998.32	-121.32	.00	-3,001.68	25.0
070	736100 DRAW FROM RESERVES	-146,000.00	-146,000.00	.00	.00	.00	-146,000.00	.0
TOTAL UNDEFINED		-185,000.00	-185,000.00	-7,888.32	-121.32	.00	-177,111.68	4.3%
014 COURTS								
07001420	520100 SUPPLIES/OTH OPER	97,000.00	97,000.00	699.05	73.74	4,660.00	91,640.95	5.5
07001420	523100 NON-CAPITAL EQUIPM	75,000.00	75,000.00	.00	.00	.00	75,000.00	.0
07001420	550300 TRAVEL AND TRAININ	8,000.00	8,000.00	.00	.00	.00	8,000.00	.0
07001420	562200 CONTRACT SERVICES	5,000.00	5,000.00	.00	.00	.00	5,000.00	.0
TOTAL COURTS		185,000.00	185,000.00	699.05	73.74	4,660.00	179,640.95	2.9%

BUDGET SUMMARIES REPORT
ACCOUNT SUMMARY APRIL 2022

FOR 2022 07

	ORIGINAL APPROP	REVISED BUDGET	YTD ACTUAL	MTD ACTUAL	ENCUMBRANCES	AVAILABLE BUDGET	PCT USE/COL
TOTAL ON LINE ACCESS	.00	.00	-7,189.27	-47.58	4,660.00	2,529.27	100.0%
TOTAL REVENUES	-185,000.00	-185,000.00	-7,888.32	-121.32	.00	-177,111.68	
TOTAL EXPENSES	185,000.00	185,000.00	699.05	73.74	4,660.00	179,640.95	
072 CJD DRUG COURT GRANT							
000 UNDEFINED							
072 420100 GRANT REVENUE	-44,092.00	-44,092.00	-6,285.10	.00	.00	-37,806.90	14.3
TOTAL UNDEFINED	-44,092.00	-44,092.00	-6,285.10	.00	.00	-37,806.90	14.3%
014 COURTS							
07201420 520000 TREATMENT MATERIAL	500.00	500.00	.00	.00	.00	500.00	.0
07201420 520220 SUPPLIES/DRUG TEST	29,487.00	29,487.00	8,159.35	3,744.00	.00	21,327.65	27.7
07201420 523000 NON-CAPITAL SOFTWA	1,800.00	1,800.00	.00	.00	.00	1,800.00	.0
07201420 540600 UTILITIES	600.00	600.00	82.50	33.00	517.50	.00	100.0
07201420 550300 TRAVEL AND TRAININ	5,000.00	5,000.00	1,682.40	.00	.00	3,317.60	33.6
07201420 561400 PROFESSIONAL SERVI	961.00	961.00	137.85	.00	.00	823.15	14.3
07201420 562200 CONTRACT SERVICES	5,744.00	5,744.00	.00	.00	.00	5,744.00	.0
TOTAL COURTS	44,092.00	44,092.00	10,062.10	3,777.00	517.50	33,512.40	24.0%
TOTAL CJD DRUG COURT GRANT	.00	.00	3,777.00	3,777.00	517.50	-4,294.50	100.0%
TOTAL REVENUES	-44,092.00	-44,092.00	-6,285.10	.00	.00	-37,806.90	
TOTAL EXPENSES	44,092.00	44,092.00	10,062.10	3,777.00	517.50	33,512.40	
074 COUNTY DRUG COURT COURT COST							
000 UNDEFINED							
074 437000 DRUG COURT FEE	-9,260.00	-9,260.00	-10,411.63	.00	.00	1,151.63	112.4
074 437200 COUNTY SPECIALTY COURT	-9,260.00	-9,260.00	.00	.00	.00	-9,260.00	.0
074 470000 INTEREST INCOME	-700.00	-700.00	-753.12	-93.20	.00	53.12	107.6
074 736100 DRAW FROM RESERVES	-14,020.00	-14,020.00	.00	.00	.00	-14,020.00	.0

BUDGET SUMMARIES REPORT
ACCOUNT SUMMARY APRIL 2022

FOR 2022 07

074	COUNTY DRUG COURT COURT COST	ORIGINAL APPROP	REVISED BUDGET	YTD ACTUAL	MTD ACTUAL	ENCUMBRANCES	AVAILABLE BUDGET	PCT USE/COL
TOTAL UNDEFINED		-33,240.00	-33,240.00	-11,164.75	-93.20	.00	-22,075.25	33.6%
014 COURTS								
07401420 520100	SUPPLIES/OTH OPER	5,500.00	5,500.00	104.17	.00	423.81	4,972.02	9.6
07401420 550300	TRAVEL AND TRAININ	20,500.00	20,500.00	.00	.00	.00	20,500.00	.0
07401420 562200	CONTRACT SERVICES	7,240.00	7,240.00	.00	.00	.00	7,240.00	.0
TOTAL COURTS		33,240.00	33,240.00	104.17	.00	423.81	32,712.02	1.6%
TOTAL COUNTY DRUG COURT COURT		.00	.00	-11,060.58	-93.20	423.81	10,636.77	100.0%
TOTAL REVENUES		-33,240.00	-33,240.00	-11,164.75	-93.20	.00	-22,075.25	
TOTAL EXPENSES		33,240.00	33,240.00	104.17	.00	423.81	32,712.02	
075 DISPUTE RESOLUTION								
000 UNDEFINED								
075 438000	ADR FEES	-273,600.00	-273,600.00	-125,928.29	-20,663.52	.00	-147,671.71	46.0
075 438100	ADMIN FEES	-30,000.00	-30,000.00	-14,075.00	-2,150.00	.00	-15,925.00	46.9
075 438210	MEDIATION FEES	-41,000.00	-41,000.00	-32,684.54	-3,136.25	.00	-8,315.46	79.7
075 438400	TRAINING FEES	-25,750.00	-25,750.00	-13,150.00	-6,075.00	.00	-12,600.00	51.1
075 438500	ADR FEE OTH COUNTY	-1,000.00	-1,000.00	-240.00	-85.00	.00	-760.00	24.0
075 470000	INTEREST INCOME	.00	.00	-2.46	.00	.00	2.46	100.0
075 907600	XFER TO USDA-AG-MEDIATI	.00	.00	25,258.87	.00	.00	-25,258.87	100.0
075 907800	XFER TO MEDIATION & MEN	1,052.00	1,052.00	738.71	.00	.00	313.29	70.2
TOTAL UNDEFINED		-370,298.00	-370,298.00	-160,082.71	-32,109.77	.00	-210,215.29	43.2%
075 DISPUTE RESOLUTION								
07507525 500200	APPOINTED OFFICIAL	51,916.00	51,916.00	27,600.14	5,445.69	.00	24,315.86	53.2
07507525 500600	STAFF EMPLOYEES	131,000.00	131,000.00	63,287.30	11,924.22	.00	67,712.70	48.3
07507525 500800	TEMPORARY	15,680.00	15,680.00	19,839.41	5,104.50	.00	-4,159.41	126.5
07507525 510100	FICA	12,386.00	12,386.00	6,667.82	1,374.93	.00	5,718.18	53.8
07507525 510200	MEDICARE	2,817.00	2,817.00	1,559.56	321.58	.00	1,257.44	55.4

BUDGET SUMMARIES REPORT
ACCOUNT SUMMARY APRIL 2022

FOR 2022 07

	ORIGINAL APPROP	REVISED BUDGET	YTD ACTUAL	MTD ACTUAL	ENCUMBRANCES	AVAILABLE BUDGET	PCT USE/COL
07507525 510300 RETIREMENT	20,453.00	20,453.00	10,777.31	2,142.25	.00	9,675.69	52.7
07507525 510400 GROUP HEALTH INSUR	28,050.00	28,050.00	13,429.39	1,885.58	.00	14,620.61	47.9
07507525 510500 GROUP DENTAL INSUR	1,545.00	1,545.00	683.37	107.19	.00	861.63	44.2
07507525 510600 LIFE INSURANCE	225.00	225.00	88.68	18.73	.00	136.32	39.4
07507525 510700 UNEMPLOYMENT INSUR	162.00	162.00	104.68	32.45	.00	57.32	64.6
07507525 510900 WORKER'S COMPENSAT	544.00	544.00	298.92	60.65	.00	245.08	54.9
07507525 520100 SUPPLIES/OTH OPER	10,540.00	10,540.00	5,692.63	520.91	2,331.71	2,515.66	76.1
07507525 520500 MARKETING	1,000.00	1,000.00	534.41	98.45	.00	465.59	53.4
07507525 522800 LAW BOOKS	1,500.00	1,500.00	845.00	158.00	655.00	.00	100.0
07507525 540100 COMMUNICATIONS - M	1,500.00	1,500.00	645.40	107.20	734.60	120.00	92.0
07507525 550300 TRAVEL AND TRAININ	8,948.00	8,948.00	2,323.13	439.88	.00	6,624.87	26.0
07507525 550500 ASSOCIATION DUES	1,246.00	1,246.00	433.50	103.50	.00	812.50	34.8
07507525 561400 PROFESSIONAL SERVI	4,000.00	4,000.00	1,991.45	460.39	1,968.55	40.00	99.0
07507525 562200 CONTRACT SERVICES	76,786.00	76,786.00	43,049.57	6,841.66	.00	33,736.43	56.1
TOTAL DISPUTE RESOLUTION	370,298.00	370,298.00	199,851.67	37,147.76	5,689.86	164,756.47	55.5%
TOTAL DISPUTE RESOLUTION	.00	.00	39,768.96	5,037.99	5,689.86	-45,458.82	100.0%
TOTAL REVENUES	-371,350.00	-371,350.00	-186,080.29	-32,109.77	.00	-185,269.71	
TOTAL EXPENSES	371,350.00	371,350.00	225,849.25	37,147.76	5,689.86	139,810.89	
076 USDA AG MEDIATION GRANT							
000 UNDEFINED							
076 422010 FSA-USDA GRANT REVENUE	-300,000.00	-300,000.00	-60,264.54	.00	.00	-239,735.46	20.1
076 438220 PROGRAM INCOME	-1,500.00	-1,500.00	-700.00	-12.50	.00	-800.00	46.7
076 480000 IN-KIND REVENUE	-118,500.00	-118,500.00	12.46	.00	.00	-118,512.46	.0
076 489900 OTHER REVENUE	.00	.00	-581.25	.00	.00	581.25	100.0
076 807500 XFER FROM DISPUTE RESOL	.00	.00	-25,258.87	.00	.00	25,258.87	100.0
TOTAL UNDEFINED	-420,000.00	-420,000.00	-86,792.20	-12.50	.00	-333,207.80	20.7%
076 USDA AG MEDIATION GRANT							
07607625 500200 APPOINTED OFFICIAL	42,477.00	42,477.00	24,661.09	4,901.10	.00	17,815.91	58.1
07607625 500600 STAFF EMPLOYEES	134,881.00	134,881.00	48,233.99	9,637.52	.00	86,647.01	35.8
07607625 510100 FICA	11,268.00	11,268.00	4,308.22	876.78	.00	6,959.78	38.2
07607625 510200 MEDICARE	2,636.00	2,636.00	1,007.52	205.06	.00	1,628.48	38.2

BUDGET SUMMARIES REPORT
ACCOUNT SUMMARY APRIL 2022

FOR 2022 07

	ORIGINAL APPROP	REVISED BUDGET	YTD ACTUAL	MTD ACTUAL	ENCUMBRANCES	AVAILABLE BUDGET	PCT USE/COL
07607625 510300 RETIREMENT	20,191.00	20,191.00	8,456.92	1,746.03	.00	11,734.08	41.9
07607625 510400 GROUP HEALTH INSUR	24,000.00	24,000.00	7,954.19	1,357.02	.00	16,045.81	33.1
07607625 510500 GROUP DENTAL INSUR	1,325.00	1,325.00	448.98	80.49	.00	876.02	33.9
07607625 510600 LIFE INSURANCE	200.00	200.00	66.77	13.36	.00	133.23	33.4
07607625 510700 UNEMPLOYMENT INSUR	122.00	122.00	65.56	17.98	.00	56.44	53.7
07607625 510900 WORKER'S COMPENSAT	411.00	411.00	196.78	39.25	.00	214.22	47.9
07607625 520100 SUPPLIES/OTH OPER	4,000.00	4,000.00	1,130.70	9.32	441.71	2,427.59	39.3
07607625 520500 MARKETING	800.00	5,800.00	575.00	.00	.00	5,225.00	9.9
07607625 522500 POSTAGE	200.00	200.00	.00	.00	.00	200.00	.0
07607625 550300 TRAVEL AND TRAININ	35,189.00	30,189.00	2,796.95	448.26	.00	27,392.05	9.3
07607625 562200 CONTRACT SERVICES	23,800.00	23,800.00	5,517.50	260.00	.00	18,282.50	23.2
07607625 599000 IN-KIND EXPENSE	118,500.00	118,500.00	568.79	.00	.00	117,931.21	.5
TOTAL USDA AG MEDIATION GRANT	420,000.00	420,000.00	105,988.96	19,592.17	441.71	313,569.33	25.3%
TOTAL USDA AG MEDIATION GRANT	.00	.00	19,196.76	19,579.67	441.71	-19,638.47	100.0%
TOTAL REVENUES	-420,000.00	-420,000.00	-86,792.20	-12.50	.00	-333,207.80	
TOTAL EXPENSES	420,000.00	420,000.00	105,988.96	19,592.17	441.71	313,569.33	
077 DOMESTIC RELATIONS OFFICE							
000 UNDEFINED							
077 438010 DRO FEES LUBBOCK COUNTY	-23,000.00	-23,000.00	-10,809.42	-1,584.51	.00	-12,190.58	47.0
077 438100 ADMIN FEES	.00	.00	-162.50	.00	.00	162.50	100.0
077 438200 SERVICE FEES	-43,000.00	-43,000.00	-18,562.83	-5,093.08	.00	-24,437.17	43.2
077 438510 SUPERVISED VISITATION	-16,000.00	-16,000.00	-12,070.00	-1,300.00	.00	-3,930.00	75.4
077 438700 COMMUNITY SUPERVISION	-145,110.00	-145,110.00	-64,517.59	-8,946.97	.00	-80,592.41	44.5
077 470000 INTEREST INCOME	.00	.00	-69.13	-11.49	.00	69.13	100.0
TOTAL UNDEFINED	-227,110.00	-227,110.00	-106,191.47	-16,936.05	.00	-120,918.53	46.8%
075 DISPUTE RESOLUTION							
07707525 500200 APPOINTED OFFICIAL	.00	.00	2,541.28	544.56	.00	-2,541.28	100.0
07707525 500600 STAFF EMPLOYEES	89,500.00	89,500.00	30,384.24	6,169.31	.00	59,115.76	33.9
07707525 500800 TEMPORARY	30,100.00	30,100.00	9,910.85	1,146.00	.00	20,189.15	32.9
07707525 510100 FICA	7,046.00	7,046.00	2,618.16	481.20	.00	4,427.84	37.2
07707525 510200 MEDICARE	1,648.00	1,648.00	612.26	112.53	.00	1,035.74	37.2

BUDGET SUMMARIES REPORT
ACCOUNT SUMMARY APRIL 2022

FOR 2022 07

	ORIGINAL APPROP	REVISED BUDGET	YTD ACTUAL	MTD ACTUAL	ENCUMBRANCES	AVAILABLE BUDGET	PCT USE/COL
07707525 510300 RETIREMENT	9,286.00	9,286.00	3,829.71	812.33	.00	5,456.29	41.2
07707525 510400 GROUP HEALTH INSUR	15,834.00	15,834.00	5,150.19	980.59	.00	10,683.81	32.5
07707525 510500 GROUP DENTAL INSUR	880.00	880.00	279.26	53.91	.00	600.74	31.7
07707525 510600 LIFE INSURANCE	130.00	130.00	40.76	8.23	.00	89.24	31.4
07707525 510700 UNEMPLOYMENT INSUR	164.00	164.00	45.33	16.91	.00	118.67	27.6
07707525 510900 WORKER'S COMPENSAT	383.00	383.00	115.66	21.22	.00	267.34	30.2
07707525 520100 SUPPLIES/OTH OPER	2,500.00	3,500.00	688.67	7.00	1,811.33	1,000.00	71.4
07707525 522800 LAW BOOKS	200.00	200.00	.00	.00	200.00	.00	100.0
07707525 523100 NON-CAPITAL EQUIPM	.00	3,500.00	.00	.00	3,444.46	55.54	98.4
07707525 550300 TRAVEL AND TRAININ	5,100.00	6,100.00	636.95	.00	.00	5,463.05	10.4
07707525 550500 ASSOCIATION DUES	310.00	610.00	555.00	.00	.00	55.00	91.0
07707525 562200 CONTRACT SERVICES	64,029.00	64,029.00	28,668.73	4,733.13	.00	35,360.27	44.8
TOTAL DISPUTE RESOLUTION	227,110.00	232,910.00	86,077.05	15,086.92	5,455.79	141,377.16	39.3%
TOTAL DOMESTIC RELATIONS OFFIC	.00	5,800.00	-20,114.42	-1,849.13	5,455.79	20,458.63	-252.7%
TOTAL REVENUES	-227,110.00	-227,110.00	-106,191.47	-16,936.05	.00	-120,918.53	
TOTAL EXPENSES	227,110.00	232,910.00	86,077.05	15,086.92	5,455.79	141,377.16	
078 MEDIATION & MENTAL HEALTH GRAN							
000 UNDEFINED							
078 420100 GRANT REVENUE	-8,759.00	-8,759.00	-4,741.46	.00	.00	-4,017.54	54.1
078 480000 IN-KIND REVENUE	-4,791.00	-4,791.00	-1,146.53	.00	.00	-3,644.47	23.9
078 807500 XFER FROM DISPUTE RESOL	-1,052.00	-1,052.00	-738.71	.00	.00	-313.29	70.2
TOTAL UNDEFINED	-14,602.00	-14,602.00	-6,626.70	.00	.00	-7,975.30	45.4%
076 USDA AG MEDIATION GRANT							
07807625 520100 SUPPLIES/OTH OPER	500.00	500.00	440.17	.00	.00	59.83	88.0
07807625 562200 CONTRACT SERVICES	9,311.00	9,311.00	5,040.00	.00	.00	4,271.00	54.1
07807625 599000 IN-KIND EXPENSE	4,791.00	4,791.00	1,146.53	.00	.00	3,644.47	23.9
TOTAL USDA AG MEDIATION GRANT	14,602.00	14,602.00	6,626.70	.00	.00	7,975.30	45.4%
TOTAL MEDIATION & MENTAL HEALT	.00	.00	.00	.00	.00	.00	.0%
TOTAL REVENUES	-14,602.00	-14,602.00	-6,626.70	.00	.00	-7,975.30	
TOTAL EXPENSES	14,602.00	14,602.00	6,626.70	.00	.00	7,975.30	

BUDGET SUMMARIES REPORT
ACCOUNT SUMMARY APRIL 2022

FOR 2022 07

079	VENUE HOT & STVR TAX	ORIGINAL APPROP	REVISED BUDGET	YTD ACTUAL	MTD ACTUAL	ENCUMBRANCES	AVAILABLE BUDGET	PCT USE/COL
079 VENUE HOT & STVR TAX								
000 UNDEFINED								
079	401200 HOT TAX	-1,700,000.00	-1,700,000.00	-1,079,695.10	-224,038.06	.00	-620,304.90	63.5
079	401400 HOT TAX PENALTY & INTER	-3,000.00	-3,000.00	-692.03	-2.15	.00	-2,307.97	23.1
079	401600 SHORT TERM VEHICLE RENT	-600,000.00	-600,000.00	-388,637.50	-82,502.46	.00	-211,362.50	64.8
079	401700 STVR PENALTY AND INTERE	-2,000.00	-2,000.00	-4.64	.00	.00	-1,995.36	.2
079	470000 INTEREST INCOME	-40,000.00	-40,000.00	-4,701.54	-1,776.71	.00	-35,298.46	11.8
079	489900 OTHER REVENUE	.00	.00	-6,395.78	.00	.00	6,395.78	100.0
079	920800 XFER TO SPECIAL TAX REV	609,952.00	609,952.00	304,725.75	.00	.00	305,226.25	50.0
TOTAL UNDEFINED		-1,735,048.00	-1,735,048.00	-1,175,400.84	-308,319.38	.00	-559,647.16	67.7%
001 COMMISSIONERS' COURT								
07900110	520100 SUPPLIES/OTH OPER	1,500.00	1,500.00	245.00	.00	.00	1,255.00	16.3
07900110	561400 PROFESSIONAL SERVI	45,000.00	45,000.00	.00	.00	.00	45,000.00	.0
07900110	599900 OTHER CHARGES	1,688,548.00	1,688,548.00	.00	.00	.00	1,688,548.00	.0
TOTAL COMMISSIONERS' COURT		1,735,048.00	1,735,048.00	245.00	.00	.00	1,734,803.00	.0%
TOTAL VENUE HOT & STVR TAX		.00	.00	-1,175,155.84	-308,319.38	.00	1,175,155.84	100.0%
TOTAL REVENUES		-2,345,000.00	-2,345,000.00	-1,480,126.59	-308,319.38	.00	-864,873.41	
TOTAL EXPENSES		2,345,000.00	2,345,000.00	304,970.75	.00	.00	2,040,029.25	
081 LAW LIBRARY								
000 UNDEFINED								
081	450900 COUNTY CLERK	-67,500.00	-67,500.00	-35,875.01	-4,235.00	.00	-31,624.99	53.1
081	451000 DISTRICT CLERK	-104,700.00	-104,700.00	-53,610.63	-6,410.17	.00	-51,089.37	51.2
081	470000 INTEREST INCOME	.00	.00	-6.28	-3.77	.00	6.28	100.0
081	484601 COPIES-NETWORK PRINTER	-200.00	-200.00	-59.40	-5.30	.00	-140.60	29.7
081	801100 XFER FROM GENERAL FUND	-30,475.00	-30,475.00	-30,475.00	.00	.00	.00	100.0
TOTAL UNDEFINED		-202,875.00	-202,875.00	-120,026.32	-10,654.24	.00	-82,848.68	59.2%

BUDGET SUMMARIES REPORT
ACCOUNT SUMMARY APRIL 2022

FOR 2022 07

	ORIGINAL APPROP	REVISED BUDGET	YTD ACTUAL	MTD ACTUAL	ENCUMBRANCES	AVAILABLE BUDGET	PCT USE/COL
081 LAW LIBRARY							
08108125 500600 STAFF EMPLOYEES	58,543.00	58,543.00	33,989.65	6,755.04	.00	24,553.35	58.1
08108125 500800 TEMPORARY	2,640.00	2,640.00	1,065.00	243.75	.00	1,575.00	40.3
08108125 510100 FICA	3,416.00	3,416.00	2,131.21	424.91	.00	1,284.79	62.4
08108125 510200 MEDICARE	1,163.00	1,163.00	498.44	99.39	.00	664.56	42.9
08108125 510300 RETIREMENT	5,866.00	5,866.00	3,954.12	821.64	.00	1,911.88	67.4
08108125 510400 GROUP HEALTH INSUR	7,531.00	7,531.00	4,344.72	863.19	.00	3,186.28	57.7
08108125 510500 GROUP DENTAL INSUR	415.00	415.00	236.92	47.07	.00	178.08	57.1
08108125 510600 LIFE INSURANCE	60.00	60.00	33.82	6.72	.00	26.18	56.4
08108125 510700 UNEMPLOYMENT INSUR	51.00	51.00	33.69	10.79	.00	17.31	66.1
08108125 510900 WORKER'S COMPENSAT	448.00	448.00	294.41	58.78	.00	153.59	65.7
08108125 520100 SUPPLIES/OTH OPER	900.00	900.00	438.82	.00	.00	461.18	48.8
08108125 550300 TRAVEL AND TRAININ	1,787.00	1,787.00	50.00	50.00	.00	1,737.00	2.8
08108125 550500 ASSOCIATION DUES	291.00	291.00	281.00	281.00	.00	10.00	96.6
08108125 561400 PROFESSIONAL SERVI	20,078.00	20,078.00	11,710.13	1,673.09	8,367.87	.00	100.0
08108125 630200 BOOKS AND PERIODIC	99,686.00	99,686.00	75,281.09	4,552.00	23,880.00	524.91	99.5
TOTAL LAW LIBRARY	202,875.00	202,875.00	134,343.02	15,887.37	32,247.87	36,284.11	82.1%
TOTAL LAW LIBRARY	.00	.00	14,316.70	5,233.13	32,247.87	-46,564.57	100.0%
TOTAL REVENUES	-202,875.00	-202,875.00	-120,026.32	-10,654.24	.00	-82,848.68	
TOTAL EXPENSES	202,875.00	202,875.00	134,343.02	15,887.37	32,247.87	36,284.11	
083 ELECTION SERVICES							
000 UNDEFINED							
083 453000 ELECTION SERVICES CONTR	-769,775.00	-769,775.00	.00	.00	.00	-769,775.00	.0
TOTAL UNDEFINED	-769,775.00	-769,775.00	.00	.00	.00	-769,775.00	.0%
077 ELECTIONS							
08307770 500600 STAFF EMPLOYEES	45,001.00	45,001.00	4,624.53	1,053.37	.00	40,376.47	10.3
08307770 500700 OVERTIME COMPENSAT	45,000.00	45,000.00	30,467.22	8,843.36	.00	14,532.78	67.7
08307770 500800 TEMPORARY	20,000.00	20,000.00	.00	.00	.00	20,000.00	.0

BUDGET SUMMARIES REPORT
ACCOUNT SUMMARY APRIL 2022

FOR 2022 07

	ORIGINAL APPROP	REVISED BUDGET	YTD ACTUAL	MTD ACTUAL	ENCUMBRANCES	AVAILABLE BUDGET	PCT USE/COL
08307770 510100 FICA	6,820.00	6,820.00	2,073.56	581.88	.00	4,746.44	30.4
08307770 510200 MEDICARE	1,595.00	1,595.00	484.95	136.09	.00	1,110.05	30.4
08307770 510300 RETIREMENT	9,999.00	9,999.00	4,037.36	1,177.72	.00	5,961.64	40.4
08307770 510400 GROUP HEALTH INSUR	.00	.00	4,770.32	1,259.13	.00	-4,770.32	100.0
08307770 510500 GROUP DENTAL INSUR	.00	.00	232.50	62.17	.00	-232.50	100.0
08307770 510600 LIFE INSURANCE	.00	.00	27.65	7.09	.00	-27.65	100.0
08307770 510700 UNEMPLOYMENT INSUR	116.00	116.00	30.02	9.86	.00	85.98	25.9
08307770 510900 WORKER'S COMPENSAT	297.00	297.00	1,578.51	380.35	.00	-1,281.51	531.5
08307770 520100 SUPPLIES/OTH OPER	46,947.00	46,947.00	9,206.37	.00	4,007.65	33,732.98	28.1
08307770 522500 POSTAGE	25,000.00	25,000.00	.00	.00	.00	25,000.00	.0
08307770 522900 PUBLICATIONS LEGAL	500.00	500.00	73.94	35.80	.00	426.06	14.8
08307770 530200 VEHICLE OPERATION/	4,500.00	4,500.00	315.64	115.28	2,684.36	1,500.00	66.7
08307770 550300 TRAVEL AND TRAININ	10,000.00	10,000.00	.00	.00	.00	10,000.00	.0
08307770 561400 PROFESSIONAL SERVI	18,000.00	18,000.00	.00	.00	.00	18,000.00	.0
08307770 562200 CONTRACT SERVICES	500,000.00	500,000.00	145,588.98	1,607.00	285,411.02	69,000.00	86.2
08307770 570100 RENTALS AND LEASES	36,000.00	36,000.00	11,958.31	3,609.40	13,041.69	11,000.00	69.4
TOTAL ELECTIONS	769,775.00	769,775.00	215,469.86	18,878.50	305,144.72	249,160.42	67.6%
TOTAL ELECTION SERVICES	.00	.00	215,469.86	18,878.50	305,144.72	-520,614.58	100.0%
TOTAL REVENUES	-769,775.00	-769,775.00	.00	.00	.00	-769,775.00	
TOTAL EXPENSES	769,775.00	769,775.00	215,469.86	18,878.50	305,144.72	249,160.42	
084 HELP AMERICA VOTE ACT							
000 UNDEFINED							
084 420100 GRANT REVENUE	.00	.00	-4,024,697.00	.00	.00	4,024,697.00	100.0
TOTAL UNDEFINED	.00	.00	-4,024,697.00	.00	.00	4,024,697.00	100.0%
TOTAL HELP AMERICA VOTE ACT	.00	.00	-4,024,697.00	.00	.00	4,024,697.00	100.0%
TOTAL REVENUES	.00	.00	-4,024,697.00	.00	.00	4,024,697.00	
085 ELECTION ADMINISTRATION							
000 UNDEFINED							
085 453000 ELECTION SERVICES CONTR	-64,000.00	-64,000.00	.00	.00	.00	-64,000.00	.0

BUDGET SUMMARIES REPORT
ACCOUNT SUMMARY APRIL 2022

FOR 2022 07

085	ELECTION ADMINISTRATION	ORIGINAL APPROP	REVISED BUDGET	YTD ACTUAL	MTD ACTUAL	ENCUMBRANCES	AVAILABLE BUDGET	PCT USE/COL
085 470000	INTEREST INCOME	.00	.00	-640.42	-76.97	.00	640.42	100.0
	TOTAL UNDEFINED	-64,000.00	-64,000.00	-640.42	-76.97	.00	-63,359.58	1.0%

077 ELECTIONS

08507770 530800	SOFTWARE MAINTENAN	36,500.00	36,500.00	19,337.00	.00	.00	17,163.00	53.0
08507770 550300	TRAVEL AND TRAININ	27,500.00	27,500.00	1,707.75	.00	.00	25,792.25	6.2
	TOTAL ELECTIONS	64,000.00	64,000.00	21,044.75	.00	.00	42,955.25	32.9%
	TOTAL ELECTION ADMINISTRATION	.00	.00	20,404.33	-76.97	.00	-20,404.33	100.0%
	TOTAL REVENUES	-64,000.00	-64,000.00	-640.42	-76.97	.00	-63,359.58	
	TOTAL EXPENSES	64,000.00	64,000.00	21,044.75	.00	.00	42,955.25	

086 ELECTION EQUIPMENT

000 UNDEFINED

086 453000	ELECTION SERVICES CONTR	-75,000.00	-75,000.00	.00	.00	.00	-75,000.00	.0
086 470000	INTEREST INCOME	.00	.00	-773.83	-79.21	.00	773.83	100.0
086 736100	DRAW FROM RESERVES	-100.00	-100.00	.00	.00	.00	-100.00	.0
	TOTAL UNDEFINED	-75,100.00	-75,100.00	-773.83	-79.21	.00	-74,326.17	1.0%

077 ELECTIONS

08607770 530100	EQUIPMENT OPER/MAI	75,100.00	79,600.00	79,500.00	.00	.00	100.00	99.9
	TOTAL ELECTIONS	75,100.00	79,600.00	79,500.00	.00	.00	100.00	99.9%
	TOTAL ELECTION EQUIPMENT	.00	4,500.00	78,726.17	-79.21	.00	-74,226.17	1749.5%
	TOTAL REVENUES	-75,100.00	-75,100.00	-773.83	-79.21	.00	-74,326.17	
	TOTAL EXPENSES	75,100.00	79,600.00	79,500.00	.00	.00	100.00	

090 DIST CLK RECORDS MGT. AND PRES

000 UNDEFINED

BUDGET SUMMARIES REPORT
ACCOUNT SUMMARY APRIL 2022

FOR 2022 07

090	DIST CLK RECORDS MGT. AND PRES	ORIGINAL APPROP	REVISED BUDGET	YTD ACTUAL	MTD ACTUAL	ENCUMBRANCES	AVAILABLE BUDGET	PCT USE/COL
090 431200	DISTRICT CLERK RECORDS	-18,800.00	-18,800.00	-4,736.12	-138.94	.00	-14,063.88	25.2
090 470000	INTEREST INCOME	-600.00	-600.00	-203.49	-24.02	.00	-396.51	33.9
090 736100	DRAW FROM RESERVES	-22,301.00	-22,301.00	.00	.00	.00	-22,301.00	.0
TOTAL UNDEFINED		-41,701.00	-41,701.00	-4,939.61	-162.96	.00	-36,761.39	11.8%
023 DISTRICT CLERK								
09002320 500800	TEMPORARY	20,600.00	20,600.00	5,710.50	1,310.00	.00	14,889.50	27.7
09002320 510100	FICA	1,277.00	1,277.00	354.06	81.22	.00	922.94	27.7
09002320 510200	MEDICARE	299.00	299.00	82.81	19.00	.00	216.19	27.7
09002320 510700	UNEMPLOYMENT INSUR	16.00	16.00	5.34	1.78	.00	10.66	33.4
09002320 510900	WORKER'S COMPENSAT	9.00	9.00	15.40	3.54	.00	-6.40	171.1
09002320 520100	SUPPLIES/OTH OPER	16,500.00	16,500.00	588.00	196.00	1,646.00	14,266.00	13.5
09002320 562200	CONTRACT SERVICES	3,000.00	3,000.00	.00	.00	.00	3,000.00	.0
TOTAL DISTRICT CLERK		41,701.00	41,701.00	6,756.11	1,611.54	1,646.00	33,298.89	20.1%
TOTAL DIST CLK RECORDS MGT. AN		.00	.00	1,816.50	1,448.58	1,646.00	-3,462.50	100.0%
TOTAL REVENUES		-41,701.00	-41,701.00	-4,939.61	-162.96	.00	-36,761.39	
TOTAL EXPENSES		41,701.00	41,701.00	6,756.11	1,611.54	1,646.00	33,298.89	
091 CTY CLK RECORDS MGT. AND PRES								
000 UNDEFINED								
091 431200	COUNTY CLERK RECORDS MG	-545,725.00	-545,725.00	-368,959.11	-64,428.43	.00	-176,765.89	67.6
091 470000	INTEREST INCOME	-10,000.00	-10,000.00	-13,708.41	-1,715.94	.00	3,708.41	137.1
091 736100	DRAW FROM RESERVES	-90,267.00	-90,267.00	.00	.00	.00	-90,267.00	.0
TOTAL UNDEFINED		-645,992.00	-645,992.00	-382,667.52	-66,144.37	.00	-263,324.48	59.2%
003 COUNTY CLERK								
09100310 500600	STAFF EMPLOYEES	105,000.00	105,000.00	19,020.02	3,780.00	.00	85,979.98	18.1
09100310 500700	OVERTIME COMPENSAT	1,000.00	1,000.00	.00	.00	.00	1,000.00	.0

BUDGET SUMMARIES REPORT
ACCOUNT SUMMARY APRIL 2022

FOR 2022 07

	ORIGINAL APPROP	REVISED BUDGET	YTD ACTUAL	MTD ACTUAL	ENCUMBRANCES	AVAILABLE BUDGET	PCT USE/COL
09100310 500900 PART TIME POSITION	37,534.00	37,534.00	8,368.45	.00	.00	29,165.55	22.3
09100310 510100 FICA	8,899.00	8,899.00	1,638.54	229.07	.00	7,260.46	18.4
09100310 510200 MEDICARE	2,082.00	2,082.00	383.24	53.58	.00	1,698.76	18.4
09100310 510300 RETIREMENT	15,947.00	15,947.00	3,181.60	464.75	.00	12,765.40	20.0
09100310 510400 GROUP HEALTH INSUR	15,062.00	15,062.00	4,344.72	863.19	.00	10,717.28	28.8
09100310 510500 GROUP DENTAL INSUR	830.00	830.00	236.92	47.07	.00	593.08	28.5
09100310 510600 LIFE INSURANCE	120.00	120.00	33.82	6.72	.00	86.18	28.2
09100310 510700 UNEMPLOYMENT INSUR	130.00	130.00	25.62	6.29	.00	104.38	19.7
09100310 510900 WORKER'S COMPENSAT	388.00	388.00	73.92	10.20	.00	314.08	19.1
09100310 520100 SUPPLIES/OTH OPER	34,000.00	34,000.00	.00	.00	.00	34,000.00	.0
09100310 530100 EQUIPMENT OPER/MAI	15,000.00	15,000.00	.00	.00	.00	15,000.00	.0
09100310 561400 PROFESSIONAL SERVI	210,000.00	210,000.00	.00	.00	.00	210,000.00	.0
09100310 562200 CONTRACT SERVICES	200,000.00	200,000.00	.00	.00	.00	200,000.00	.0
TOTAL COUNTY CLERK	645,992.00	645,992.00	37,306.85	5,460.87	.00	608,685.15	5.8%
TOTAL CTY CLK RECORDS MGT. AND	.00	.00	-345,360.67	-60,683.50	.00	345,360.67	100.0%
TOTAL REVENUES	-645,992.00	-645,992.00	-382,667.52	-66,144.37	.00	-263,324.48	
TOTAL EXPENSES	645,992.00	645,992.00	37,306.85	5,460.87	.00	608,685.15	
092 CTY RECORDS MGT. AND PRES							
000 UNDEFINED							
092 431400 COUNTY RECORDS MGT. & P	-58,000.00	-58,000.00	-59,078.45	-8,897.38	.00	1,078.45	101.9
092 470000 INTEREST INCOME	-6,000.00	-6,000.00	-1,087.55	-138.32	.00	-4,912.45	18.1
092 736100 DRAW FROM RESERVES	-18,948.00	-18,948.00	.00	.00	.00	-18,948.00	.0
TOTAL UNDEFINED	-82,948.00	-82,948.00	-60,166.00	-9,035.70	.00	-22,782.00	72.5%
001 COMMISSIONERS' COURT							
09200110 500600 STAFF EMPLOYEES	55,000.00	55,000.00	31,700.00	6,300.00	.00	23,300.00	57.6
09200110 510100 FICA	3,385.00	3,385.00	1,763.25	350.46	.00	1,621.75	52.1
09200110 510200 MEDICARE	792.00	792.00	412.39	81.96	.00	379.61	52.1
09200110 510300 RETIREMENT	6,066.00	6,066.00	3,687.77	766.29	.00	2,378.23	60.8
09200110 510400 GROUP HEALTH INSUR	7,531.00	7,531.00	5,841.89	1,160.64	.00	1,689.11	77.6
09200110 510500 GROUP DENTAL INSUR	415.00	415.00	268.33	53.31	.00	146.67	64.7
09200110 510600 LIFE INSURANCE	60.00	60.00	33.82	6.72	.00	26.18	56.4

BUDGET SUMMARIES REPORT
ACCOUNT SUMMARY APRIL 2022

FOR 2022 07

	ORIGINAL APPROP	REVISED BUDGET	YTD ACTUAL	MTD ACTUAL	ENCUMBRANCES	AVAILABLE BUDGET	PCT USE/COL
09200110 510700 UNEMPLOYMENT INSUR	47.00	47.00	30.56	9.82	.00	16.44	65.0
09200110 510900 WORKER'S COMPENSAT	459.00	459.00	266.28	52.92	.00	192.72	58.0
09200110 520100 SUPPLIES/OTH OPER	6,193.00	6,193.00	.00	.00	.00	6,193.00	.0
09200110 550300 TRAVEL AND TRAININ	3,000.00	3,000.00	.00	.00	.00	3,000.00	.0
TOTAL COMMISSIONERS' COURT	82,948.00	82,948.00	44,004.29	8,782.12	.00	38,943.71	53.1%
TOTAL CTY RECORDS MGT. AND PRE	.00	.00	-16,161.71	-253.58	.00	16,161.71	100.0%
TOTAL REVENUES	-82,948.00	-82,948.00	-60,166.00	-9,035.70	.00	-22,782.00	
TOTAL EXPENSES	82,948.00	82,948.00	44,004.29	8,782.12	.00	38,943.71	
093 COURTHOUSE SECURITY							
000 UNDEFINED							
093 431510 COURTHOUSE SECURITY FEE	-110,000.00	-110,000.00	-83,514.80	-12,707.96	.00	-26,485.20	75.9
093 470000 INTEREST INCOME	.00	.00	-45.14	-2.50	.00	45.14	100.0
TOTAL UNDEFINED	-110,000.00	-110,000.00	-83,559.94	-12,710.46	.00	-26,440.06	76.0%
046 SHERIFF							
09304630 500600 STAFF EMPLOYEES	64,194.00	64,194.00	79,500.45	15,991.84	.00	-15,306.45	123.8
09304630 500700 OVERTIME COMPENSAT	3,000.00	3,000.00	29.89	.00	.00	2,970.11	1.0
09304630 501300 LONGEVITY	1,180.00	1,180.00	314.10	57.35	.00	865.90	26.6
09304630 510100 FICA	4,078.00	4,078.00	4,798.93	962.96	.00	-720.93	117.7
09304630 510200 MEDICARE	954.00	954.00	1,122.38	225.22	.00	-168.38	117.6
09304630 510300 RETIREMENT	6,946.00	6,946.00	9,273.29	1,930.73	.00	-2,327.29	133.5
09304630 510400 GROUP HEALTH INSUR	11,071.00	11,071.00	10,628.33	2,123.33	.00	442.67	96.0
09304630 510500 GROUP DENTAL INSUR	610.00	610.00	651.16	130.12	.00	-41.16	106.7
09304630 510600 LIFE INSURANCE	88.00	88.00	82.75	16.53	.00	5.25	94.0
09304630 510700 UNEMPLOYMENT INSUR	59.00	59.00	79.28	27.17	.00	-20.28	134.4
09304630 510900 WORKER'S COMPENSAT	2,776.00	2,776.00	3,370.33	677.28	.00	-594.33	121.4
09304630 520100 SUPPLIES/OTH OPER	4,200.00	4,200.00	2,784.95	2,085.00	1,006.00	409.05	90.3
09304630 522400 UNIFORMS	5,844.00	5,844.00	1,844.31	9.00	3,910.63	89.06	98.5
09304630 550300 TRAVEL AND TRAININ	5,000.00	5,000.00	350.00	.00	.00	4,650.00	7.0
TOTAL SHERIFF	110,000.00	110,000.00	114,830.15	24,236.53	4,916.63	-9,746.78	108.9%
TOTAL COURTHOUSE SECURITY	.00	.00	31,270.21	11,526.07	4,916.63	-36,186.84	100.0%
TOTAL REVENUES	-110,000.00	-110,000.00	-83,559.94	-12,710.46	.00	-26,440.06	
TOTAL EXPENSES	110,000.00	110,000.00	114,830.15	24,236.53	4,916.63	-9,746.78	

BUDGET SUMMARIES REPORT
ACCOUNT SUMMARY APRIL 2022

FOR 2022 07

094	COURT RECORD PRESERVATION	ORIGINAL APPROP	REVISED BUDGET	YTD ACTUAL	MTD ACTUAL	ENCUMBRANCES	AVAILABLE BUDGET	PCT USE/COL
094 COURT RECORD PRESERVATION								
000 UNDEFINED								
094	430500 COUNTY CLERK COURT RECO	-20,000.00	-20,000.00	-4,380.00	-10.00	.00	-15,620.00	21.9
094	432600 DISTRICT CLERK COURT RE	-28,000.00	-28,000.00	-7,152.65	-88.85	.00	-20,847.35	25.5
094	470000 INTEREST INCOME	-600.00	-600.00	-852.97	-104.27	.00	252.97	142.2
	TOTAL UNDEFINED	-48,600.00	-48,600.00	-12,385.62	-203.12	.00	-36,214.38	25.5%
001 COMMISSIONERS' COURT								
09400110	520200 SUPPLIES/OTH OPER	13,600.00	13,600.00	.00	.00	500.00	13,100.00	3.7
09400110	520300 SUPPLIES/OTH OPER	10,000.00	3,000.00	.00	.00	.00	3,000.00	.0
09400110	530400 EQUIPMENT OPER/MAI	5,000.00	5,000.00	.00	.00	.00	5,000.00	.0
09400110	562500 CONTRACT SERVICES	20,000.00	20,000.00	.00	.00	.00	20,000.00	.0
09400110	660300 CAPITAL OUTLAY-COU	.00	7,000.00	.00	.00	6,839.03	160.97	97.7
	TOTAL COMMISSIONERS' COURT	48,600.00	48,600.00	.00	.00	7,339.03	41,260.97	15.1%
	TOTAL COURT RECORD PRESERVATIO	.00	.00	-12,385.62	-203.12	7,339.03	5,046.59	100.0%
	TOTAL REVENUES	-48,600.00	-48,600.00	-12,385.62	-203.12	.00	-36,214.38	
	TOTAL EXPENSES	48,600.00	48,600.00	.00	.00	7,339.03	41,260.97	
095 LOCAL TRUANCY PREVENT & DIVERS								
000 UNDEFINED								
095	435500 TRUANCY PREVENTION	-10,000.00	-10,000.00	-6,919.73	.00	.00	-3,080.27	69.2
095	470000 INTEREST INCOME	-15.00	-15.00	-77.40	-10.83	.00	62.40	516.0
095	736100 DRAW FROM RESERVES	-9,318.00	-9,318.00	.00	.00	.00	-9,318.00	.0
	TOTAL UNDEFINED	-19,333.00	-19,333.00	-6,997.13	-10.83	.00	-12,335.87	36.2%
001 COMMISSIONERS' COURT								
09500110	520100 SUPPLIES/OTH OPER	15,333.00	15,333.00	.00	.00	.00	15,333.00	.0

BUDGET SUMMARIES REPORT
ACCOUNT SUMMARY APRIL 2022

FOR 2022 07

	ORIGINAL APPROP	REVISED BUDGET	YTD ACTUAL	MTD ACTUAL	ENCUMBRANCES	AVAILABLE BUDGET	PCT USE/COL
09500110 550300 TRAVEL AND TRAININ	4,000.00	4,000.00	.00	.00	.00	4,000.00	.0
TOTAL COMMISSIONERS' COURT	19,333.00	19,333.00	.00	.00	.00	19,333.00	.0%
TOTAL LOCAL TRUANCY PREVENT &	.00	.00	-6,997.13	-10.83	.00	6,997.13	100.0%
TOTAL REVENUES	-19,333.00	-19,333.00	-6,997.13	-10.83	.00	-12,335.87	
TOTAL EXPENSES	19,333.00	19,333.00	.00	.00	.00	19,333.00	
096 HISTORICAL COMMISSION							
000 UNDEFINED							
096 470000 INTEREST INCOME	-100.00	-100.00	-42.72	-6.62	.00	-57.28	42.7
096 472000 ROYALTIES & DONATIONS	-500.00	-500.00	.00	.00	.00	-500.00	.0
096 801100 XFER FROM GENERAL FUND	-5,550.00	-5,550.00	-5,550.00	.00	.00	.00	100.0
TOTAL UNDEFINED	-6,150.00	-6,150.00	-5,592.72	-6.62	.00	-557.28	90.9%
001 COMMISSIONERS' COURT							
09600110 520100 SUPPLIES/OTH OPER	1,500.00	1,500.00	485.69	.00	.00	1,014.31	32.4
09600110 523100 NON-CAPITAL EQUIPM	3,950.00	3,950.00	.00	.00	.00	3,950.00	.0
09600110 550300 TRAVEL AND TRAININ	700.00	700.00	40.77	.00	.00	659.23	5.8
TOTAL COMMISSIONERS' COURT	6,150.00	6,150.00	526.46	.00	.00	5,623.54	8.6%
TOTAL HISTORICAL COMMISSION	.00	.00	-5,066.26	-6.62	.00	5,066.26	100.0%
TOTAL REVENUES	-6,150.00	-6,150.00	-5,592.72	-6.62	.00	-557.28	
TOTAL EXPENSES	6,150.00	6,150.00	526.46	.00	.00	5,623.54	
097 CHILD ABUSE PREVENTION							
000 UNDEFINED							
097 430100 CO CHILD ABUSE PREVENTI	-1,000.00	-1,000.00	-256.22	-54.55	.00	-743.78	25.6
097 470000 INTEREST INCOME	-25.00	-25.00	-12.87	-1.60	.00	-12.13	51.5

BUDGET SUMMARIES REPORT
ACCOUNT SUMMARY APRIL 2022

FOR 2022 07

097	CHILD ABUSE PREVENTION	ORIGINAL APPROP	REVISED BUDGET	YTD ACTUAL	MTD ACTUAL	ENCUMBRANCES	AVAILABLE BUDGET	PCT USE/COL
097 736100	DRAW FROM RESERVES	-4,000.00	-4,000.00	.00	.00	.00	-4,000.00	.0
	TOTAL UNDEFINED	-5,025.00	-5,025.00	-269.09	-56.15	.00	-4,755.91	5.4%

001 COMMISSIONERS' COURT

09700110 561400	PROFESSIONAL SERVI	5,025.00	5,025.00	.00	.00	.00	5,025.00	.0
	TOTAL COMMISSIONERS' COURT	5,025.00	5,025.00	.00	.00	.00	5,025.00	.0%
	TOTAL CHILD ABUSE PREVENTION	.00	.00	-269.09	-56.15	.00	269.09	100.0%
	TOTAL REVENUES	-5,025.00	-5,025.00	-269.09	-56.15	.00	-4,755.91	
	TOTAL EXPENSES	5,025.00	5,025.00	.00	.00	.00	5,025.00	

099 CTY/DIST COURT TECHNOLOGY

000 UNDEFINED

099 430510	COUNTY COURT TECHNOLOGY	-3,300.00	-3,300.00	-37.81	-13.49	.00	-3,262.19	1.1
099 432610	DISTRICT COURT TECHNOLO	-2,800.00	-2,800.00	-1,877.91	-16.45	.00	-922.09	67.1
099 470000	INTEREST INCOME	-750.00	-750.00	-224.94	-27.57	.00	-525.06	30.0
099 736100	DRAW FROM RESERVES	-150.00	-150.00	.00	.00	.00	-150.00	.0
	TOTAL UNDEFINED	-7,000.00	-7,000.00	-2,140.66	-57.51	.00	-4,859.34	30.6%

001 COMMISSIONERS' COURT

09900110 520100	SUPPLIES/OTH OPER	2,500.00	2,500.00	.00	.00	.00	2,500.00	.0
09900110 530100	EQUIPMENT OPER/MAI	4,500.00	4,500.00	.00	.00	.00	4,500.00	.0
	TOTAL COMMISSIONERS' COURT	7,000.00	7,000.00	.00	.00	.00	7,000.00	.0%
	TOTAL CTY/DIST COURT TECHNOLOG	.00	.00	-2,140.66	-57.51	.00	2,140.66	100.0%
	TOTAL REVENUES	-7,000.00	-7,000.00	-2,140.66	-57.51	.00	-4,859.34	
	TOTAL EXPENSES	7,000.00	7,000.00	.00	.00	.00	7,000.00	

102 DIST COURT RECORDS TECHNOLOGY

000 UNDEFINED

BUDGET SUMMARIES REPORT
ACCOUNT SUMMARY APRIL 2022

FOR 2022 07

102	DIST COURT RECORDS TECHNOLOGY	ORIGINAL APPROP	REVISED BUDGET	YTD ACTUAL	MTD ACTUAL	ENCUMBRANCES	AVAILABLE BUDGET	PCT USE/COL
102 437310	DISTRICT COURT RECORDS	-32,000.00	-32,000.00	-8,860.97	-182.55	.00	-23,139.03	27.7
102 470000	INTEREST INCOME	-1,500.00	-1,500.00	-318.26	-39.55	.00	-1,181.74	21.2
102 736100	DRAW FROM RESERVES	-30,750.00	-30,750.00	.00	.00	.00	-30,750.00	.0
TOTAL UNDEFINED		-64,250.00	-64,250.00	-9,179.23	-222.10	.00	-55,070.77	14.3%
023 DISTRICT CLERK								
10202320 530100	EQUIPMENT OPER/MAI	4,250.00	4,250.00	.00	.00	.00	4,250.00	.0
10202320 562200	CONTRACT SERVICES	60,000.00	60,000.00	.00	.00	.00	60,000.00	.0
TOTAL DISTRICT CLERK		64,250.00	64,250.00	.00	.00	.00	64,250.00	.0%
TOTAL DIST COURT RECORDS TECHN		.00	.00	-9,179.23	-222.10	.00	9,179.23	100.0%
TOTAL REVENUES		-64,250.00	-64,250.00	-9,179.23	-222.10	.00	-55,070.77	
TOTAL EXPENSES		64,250.00	64,250.00	.00	.00	.00	64,250.00	
103 COUNTY CLERK RECORDS ARCHIVES								
000 UNDEFINED								
103 437300	COUNTY CLERK RECORDS AR	-550,000.00	-550,000.00	-366,900.00	-63,970.00	.00	-183,100.00	66.7
103 470000	INTEREST INCOME	-10,000.00	-10,000.00	-9,512.30	-1,212.76	.00	-487.70	95.1
103 736100	DRAW FROM RESERVES	-880,000.00	-880,000.00	.00	.00	.00	-880,000.00	.0
TOTAL UNDEFINED		-1,440,000.00	-1,440,000.00	-376,412.30	-65,182.76	.00	-1,063,587.70	26.1%
003 COUNTY CLERK								
10300310 561400	PROFESSIONAL SERVI	755,000.00	755,000.00	.00	.00	.00	755,000.00	.0
10300310 562200	CONTRACT SERVICES	685,000.00	685,000.00	8,998.00	.00	55,602.00	620,400.00	9.4
TOTAL COUNTY CLERK		1,440,000.00	1,440,000.00	8,998.00	.00	55,602.00	1,375,400.00	4.5%
TOTAL COUNTY CLERK RECORDS ARC		.00	.00	-367,414.30	-65,182.76	55,602.00	311,812.30	100.0%
TOTAL REVENUES		-1,440,000.00	-1,440,000.00	-376,412.30	-65,182.76	.00	-1,063,587.70	
TOTAL EXPENSES		1,440,000.00	1,440,000.00	8,998.00	.00	55,602.00	1,375,400.00	

BUDGET SUMMARIES REPORT
ACCOUNT SUMMARY APRIL 2022

FOR 2022 07

105	COMMUNITY/ECONOMIC DEV PRG	ORIGINAL APPROP	REVISED BUDGET	YTD ACTUAL	MTD ACTUAL	ENCUMBRANCES	AVAILABLE BUDGET	PCT USE/COL
105 COMMUNITY/ECONOMIC DEV PRG								
000 UNDEFINED								
105	420300 STATE GRANT REVENUE	-16,000.00	-16,000.00	.00	.00	.00	-16,000.00	.0
105	470000 INTEREST INCOME	-700.00	-700.00	-1,201.82	-142.03	.00	501.82	171.7
105	736100 DRAW FROM RESERVES	-6,800.00	-6,800.00	.00	.00	.00	-6,800.00	.0
	TOTAL UNDEFINED	-23,500.00	-23,500.00	-1,201.82	-142.03	.00	-22,298.18	5.1%
002 COUNTY JUDGE								
10500210	561400 PROFESSIONAL SERVI	23,500.00	23,500.00	11,000.00	10,000.00	2,750.00	9,750.00	58.5
	TOTAL COUNTY JUDGE	23,500.00	23,500.00	11,000.00	10,000.00	2,750.00	9,750.00	58.5%
	TOTAL COMMUNITY/ECONOMIC DEV P	.00	.00	9,798.18	9,857.97	2,750.00	-12,548.18	100.0%
	TOTAL REVENUES	-23,500.00	-23,500.00	-1,201.82	-142.03	.00	-22,298.18	
	TOTAL EXPENSES	23,500.00	23,500.00	11,000.00	10,000.00	2,750.00	9,750.00	
106 AMERICAN RESCUE PLAN ACT								
000 UNDEFINED								
106	420100 GRANT REVENUE	.00	-30,162,194.00	-30,162,193.50	.00	.00	-.50	100.0
106	470000 INTEREST INCOME	.00	.00	-97,863.76	-8,630.77	.00	97,863.76	100.0
106	736100 DRAW FROM RESERVES	-30,162,197.00	.00	.00	.00	.00	.00	.0
	TOTAL UNDEFINED	-30,162,197.00	-30,162,194.00	-30,260,057.26	-8,630.77	.00	97,863.26	100.3%
001 COMMISSIONERS' COURT								
10600110	500600 STAFF EMPLOYEES	58,652.00	4,114,740.00	4,050,903.92	8,769.25	.00	63,836.08	98.4
10600110	510100 FICA	3,637.00	255,114.00	251,032.72	509.13	.00	4,081.28	98.4

BUDGET SUMMARIES REPORT
ACCOUNT SUMMARY APRIL 2022

FOR 2022 07

	ORIGINAL APPROP	REVISED BUDGET	YTD ACTUAL	MTD ACTUAL	ENCUMBRANCES	AVAILABLE BUDGET	PCT USE/COL
10600110 510200 MEDICARE	851.00	59,664.00	58,709.52	119.07	.00	954.48	98.4
10600110 510300 RETIREMENT	6,517.00	9,044.00	3,803.25	1,066.64	.00	5,240.75	42.1
10600110 510400 GROUP HEALTH INSUR	7,531.00	7,531.00	3,165.03	863.19	.00	4,365.97	42.0
10600110 510500 GROUP DENTAL INSUR	415.00	465.00	195.47	53.31	.00	269.53	42.0
10600110 510600 LIFE INSURANCE	60.00	60.00	24.64	6.72	.00	35.36	41.1
10600110 510700 UNEMPLOYMENT INSUR	53.00	1,458.00	3,231.57	13.27	.00	-1,773.57	221.6
10600110 510900 WORKER'S COMPENSAT	159.00	112,632.00	86.79	23.67	.00	112,545.21	.1
10600110 520100 SUPPLIES/OTH OPER	.00	672,276.00	.00	.00	672,275.89	.11	100.0
10600110 523100 NON-CAPITAL EQUIPM	.00	1,127,973.00	.00	.00	1,119,557.66	8,415.34	99.3
10600110 530100 EQUIPMENT OPER/MAI	160,000.00	160,000.00	.00	.00	118,613.40	41,386.60	74.1
10600110 561400 PROFESSIONAL SERVI	28,539,322.00	21,905,517.00	857,016.78	327,594.85	4,418,564.22	16,629,936.00	24.1
10600110 620500 OTHER IMPROVEMENTS	.00	250,000.00	.00	.00	128,442.00	121,558.00	51.4
10600110 660500 CAPITAL OUTLAY TEC	1,385,000.00	1,485,720.00	.00	.00	1,344,509.10	141,210.90	90.5
TOTAL COMMISSIONERS' COURT	30,162,197.00	30,162,194.00	5,228,169.69	339,019.10	7,801,962.27	17,132,062.04	43.2%
TOTAL AMERICAN RESCUE PLAN ACT	.00	.00	-25,031,887.57	330,388.33	7,801,962.27	17,229,925.30	100.0%
TOTAL REVENUES	-30,162,197.00	-30,162,194.00	-30,260,057.26	-8,630.77	.00	97,863.26	
TOTAL EXPENSES	30,162,197.00	30,162,194.00	5,228,169.69	339,019.10	7,801,962.27	17,132,062.04	

108 JP1 JUSTICE COURT TECHNOLOGY

000 UNDEFINED

108 430120 JUDICIAL TECH FUND FEE-	-7,500.00	-7,500.00	-2,470.17	-61.95	.00	-5,029.83	32.9
108 470000 INTEREST INCOME	-1,500.00	-1,500.00	-219.61	-26.22	.00	-1,280.39	14.6
108 736100 DRAW FROM RESERVES	-49,153.00	-49,153.00	.00	.00	.00	-49,153.00	.0
TOTAL UNDEFINED	-58,153.00	-58,153.00	-2,689.78	-88.17	.00	-55,463.22	4.6%

001 COMMISSIONERS' COURT

10800120 500800 TEMPORARY	17,000.00	17,000.00	2,125.00	2,125.00	.00	14,875.00	12.5
10800120 500900 PART TIME POSITION	1,054.00	1,054.00	.00	.00	.00	1,054.00	.0
10800120 510100 FICA	247.00	247.00	131.75	131.75	.00	115.25	53.3
10800120 510200 MEDICARE	1,889.00	1,889.00	30.81	30.81	.00	1,858.19	1.6
10800120 510500 GROUP DENTAL INSUR	16.00	16.00	.00	.00	.00	16.00	.0
10800120 510600 LIFE INSURANCE	47.00	47.00	.00	.00	.00	47.00	.0
10800120 510700 UNEMPLOYMENT INSUR	.00	.00	2.13	2.13	.00	-2.13	100.0

BUDGET SUMMARIES REPORT
ACCOUNT SUMMARY APRIL 2022

FOR 2022 07

	ORIGINAL APPROP	REVISED BUDGET	YTD ACTUAL	MTD ACTUAL	ENCUMBRANCES	AVAILABLE BUDGET	PCT USE/COL
10800120 510900 WORKER'S COMPENSAT	.00	.00	5.73	5.73	.00	-5.73	100.0
10800120 520100 SUPPLIES/OTH OPER	4,400.00	4,400.00	.00	.00	.00	4,400.00	.0
10800120 523000 NON-CAPITAL SOFTWA	4,500.00	3,500.00	.00	.00	.00	3,500.00	.0
10800120 523100 NON-CAPITAL EQUIPM	4,500.00	4,500.00	1,041.78	1,041.78	1,456.31	2,001.91	55.5
10800120 540100 COMMUNICATIONS - M	3,000.00	4,000.00	810.11	269.47	3,076.54	113.35	97.2
10800120 550300 TRAVEL AND TRAININ	1,500.00	1,500.00	.00	.00	.00	1,500.00	.0
10800120 561400 PROFESSIONAL SERVI	20,000.00	20,000.00	.00	.00	.00	20,000.00	.0
TOTAL COMMISSIONERS' COURT	58,153.00	58,153.00	4,147.31	3,606.67	4,532.85	49,472.84	14.9%
TOTAL JP1 JUSTICE COURT TECHNO	.00	.00	1,457.53	3,518.50	4,532.85	-5,990.38	100.0%
TOTAL REVENUES	-58,153.00	-58,153.00	-2,689.78	-88.17	.00	-55,463.22	
TOTAL EXPENSES	58,153.00	58,153.00	4,147.31	3,606.67	4,532.85	49,472.84	
109 JP2 JUSTICE COURT TECHNOLOGY							
000 UNDEFINED							
109 430210 JUDICIAL TECH FUND FEE-	-2,000.00	-2,000.00	-705.06	-56.80	.00	-1,294.94	35.3
109 470000 INTEREST INCOME	-333.00	-333.00	-315.73	-36.83	.00	-17.27	94.8
109 736100 DRAW FROM RESERVES	-40,479.00	-40,479.00	.00	.00	.00	-40,479.00	.0
TOTAL UNDEFINED	-42,812.00	-42,812.00	-1,020.79	-93.63	.00	-41,791.21	2.4%
001 COMMISSIONERS' COURT							
10900120 500900 PART TIME POSITION	19,000.00	19,000.00	4,924.50	2,264.50	.00	14,075.50	25.9
10900120 510100 FICA	1,488.00	1,488.00	305.32	140.40	.00	1,182.68	20.5
10900120 510200 MEDICARE	348.00	348.00	71.39	32.83	.00	276.61	20.5
10900120 510300 RETIREMENT	1,889.00	1,889.00	586.02	269.48	.00	1,302.98	31.0
10900120 510700 UNEMPLOYMENT INSUR	22.00	22.00	4.92	2.63	.00	17.08	22.4
10900120 510900 WORKER'S COMPENSAT	65.00	65.00	13.29	6.11	.00	51.71	20.4
10900120 520100 SUPPLIES/OTH OPER	7,500.00	7,500.00	.00	.00	611.31	6,888.69	8.2
10900120 523000 NON-CAPITAL SOFTWA	7,500.00	7,500.00	.00	.00	.00	7,500.00	.0
10900120 550300 TRAVEL AND TRAININ	5,000.00	5,000.00	.00	.00	.00	5,000.00	.0
TOTAL COMMISSIONERS' COURT	42,812.00	42,812.00	5,905.44	2,715.95	611.31	36,295.25	15.2%
TOTAL JP2 JUSTICE COURT TECHNO	.00	.00	4,884.65	2,622.32	611.31	-5,495.96	100.0%
TOTAL REVENUES	-42,812.00	-42,812.00	-1,020.79	-93.63	.00	-41,791.21	
TOTAL EXPENSES	42,812.00	42,812.00	5,905.44	2,715.95	611.31	36,295.25	

BUDGET SUMMARIES REPORT
ACCOUNT SUMMARY APRIL 2022

FOR 2022 07

110	JP3 JUSTICE COURT TECHNOLOGY	ORIGINAL APPROP	REVISED BUDGET	YTD ACTUAL	MTD ACTUAL	ENCUMBRANCES	AVAILABLE BUDGET	PCT USE/COL
110 JP3 JUSTICE COURT TECHNOLOGY								
000 UNDEFINED								
110 430310	JUDICIAL TECH FUND FEE-	-2,000.00	-2,000.00	-1,262.79	-279.92	.00	-737.21	63.1
110 470000	INTEREST INCOME	-101.00	-101.00	-92.74	-11.33	.00	-8.26	91.8
110 736100	DRAW FROM RESERVES	-13,599.00	-13,599.00	.00	.00	.00	-13,599.00	.0
TOTAL UNDEFINED		-15,700.00	-15,700.00	-1,355.53	-291.25	.00	-14,344.47	8.6%
001 COMMISSIONERS' COURT								
11000120 520100	SUPPLIES/OTH OPER	7,000.00	7,000.00	.00	.00	.00	7,000.00	.0
11000120 523100	NON-CAPITAL EQUIPM	7,100.00	7,100.00	.00	.00	.00	7,100.00	.0
11000120 540100	COMMUNICATIONS - M	1,000.00	1,000.00	444.00	148.00	556.00	.00	100.0
11000120 550300	TRAVEL AND TRAININ	600.00	600.00	370.00	.00	.00	230.00	61.7
TOTAL COMMISSIONERS' COURT		15,700.00	15,700.00	814.00	148.00	556.00	14,330.00	8.7%
TOTAL JP3 JUSTICE COURT TECHNO		.00	.00	-541.53	-143.25	556.00	-14.47	100.0%
TOTAL REVENUES		-15,700.00	-15,700.00	-1,355.53	-291.25	.00	-14,344.47	
TOTAL EXPENSES		15,700.00	15,700.00	814.00	148.00	556.00	14,330.00	
111 JP4 JUSTICE COURT TECHNOLOGY								
000 UNDEFINED								
111 430400	JUDICIAL TECH FUND FEE-	-7,330.00	-7,330.00	-2,475.37	-58.33	.00	-4,854.63	33.8
111 470000	INTEREST INCOME	-300.00	-300.00	-283.02	-33.97	.00	-16.98	94.3
111 736100	DRAW FROM RESERVES	-920.00	-920.00	.00	.00	.00	-920.00	.0
TOTAL UNDEFINED		-8,550.00	-8,550.00	-2,758.39	-92.30	.00	-5,791.61	32.3%
001 COMMISSIONERS' COURT								
11100120 520100	SUPPLIES/OTH OPER	6,050.00	3,730.00	.00	.00	.00	3,730.00	.0

BUDGET SUMMARIES REPORT
ACCOUNT SUMMARY APRIL 2022

FOR 2022 07

	ORIGINAL APPROP	REVISED BUDGET	YTD ACTUAL	MTD ACTUAL	ENCUMBRANCES	AVAILABLE BUDGET	PCT USE/COL
11100120 523100 NON-CAPITAL EQUIPM	.00	2,320.00	2,320.00	2,320.00	.00	.00	100.0
11100120 550300 TRAVEL AND TRAININ	2,500.00	2,500.00	.00	.00	.00	2,500.00	.0
TOTAL COMMISSIONERS' COURT	8,550.00	8,550.00	2,320.00	2,320.00	.00	6,230.00	27.1%
TOTAL JP4 JUSTICE COURT TECHNO	.00	.00	-438.39	2,227.70	.00	438.39	100.0%
TOTAL REVENUES	-8,550.00	-8,550.00	-2,758.39	-92.30	.00	-5,791.61	
TOTAL EXPENSES	8,550.00	8,550.00	2,320.00	2,320.00	.00	6,230.00	

112 COURT FACILITY FEE

000 UNDEFINED

112 430300 COUNTY CLERK	.00	.00	-11,880.00	-2,400.00	.00	11,880.00	100.0
112 432300 DISTRICT CLERK FEES	.00	.00	-16,220.04	-3,480.00	.00	16,220.04	100.0
112 470000 INTEREST INCOME	.00	.00	-14.03	-9.70	.00	14.03	100.0
TOTAL UNDEFINED	.00	.00	-28,114.07	-5,889.70	.00	28,114.07	100.0%
TOTAL COURT FACILITY FEE	.00	.00	-28,114.07	-5,889.70	.00	28,114.07	100.0%
TOTAL REVENUES	.00	.00	-28,114.07	-5,889.70	.00	28,114.07	

115 LANGUAGE ACCESS

000 UNDEFINED

115 430300 COUNTY CLERK	.00	.00	-1,782.02	-360.00	.00	1,782.02	100.0
115 432300 DISTRICT CLERK FEES	.00	.00	-2,433.09	-522.02	.00	2,433.09	100.0
115 433100 JP PRECINCT 1	.00	.00	-1,098.00	-333.00	.00	1,098.00	100.0
115 433200 JP PRECINCT 2	.00	.00	-1,569.00	-441.00	.00	1,569.00	100.0
115 433300 JP PRECINCT 3	.00	.00	-2,286.00	-693.00	.00	2,286.00	100.0
115 433400 JP PRECINCT 4	.00	.00	-1,150.09	-270.00	.00	1,150.09	100.0
115 470000 INTEREST INCOME	.00	.00	-5.06	-3.56	.00	5.06	100.0
TOTAL UNDEFINED	.00	.00	-10,323.26	-2,622.58	.00	10,323.26	100.0%
TOTAL LANGUAGE ACCESS	.00	.00	-10,323.26	-2,622.58	.00	10,323.26	100.0%
TOTAL REVENUES	.00	.00	-10,323.26	-2,622.58	.00	10,323.26	

122 SHERIFF CONTRABAND

BUDGET SUMMARIES REPORT
ACCOUNT SUMMARY APRIL 2022

FOR 2022 07

122	SHERIFF CONTRABAND	ORIGINAL APPROP	REVISED BUDGET	YTD ACTUAL	MTD ACTUAL	ENCUMBRANCES	AVAILABLE BUDGET	PCT USE/COL
000 UNDEFINED								
122 461200	FORFEIT ASSETS - DEA	-100,000.00	-100,000.00	.00	.00	.00	-100,000.00	.0
122 461400	FORFEITED FUNDS-CRIMINA	-150,000.00	-150,000.00	-133,620.00	.00	.00	-16,380.00	89.1
122 470000	INTEREST INCOME	-3,500.00	-3,500.00	-235.10	.00	.00	-3,264.90	6.7
122 489900	OTHER REVENUE	-10,000.00	-10,000.00	-6,840.00	.00	.00	-3,160.00	68.4
TOTAL UNDEFINED		-263,500.00	-263,500.00	-140,695.10	.00	.00	-122,804.90	53.4%
046 SHERIFF								
12204630 520100	SUPPLIES/OTH OPER	43,000.00	43,000.00	33,442.70	.00	.00	9,557.30	77.8
12204630 523100	NON-CAPITAL EQUIPM	15,000.00	15,000.00	9,380.00	.00	.00	5,620.00	62.5
12204630 550300	TRAVEL AND TRAININ	15,000.00	40,000.00	.00	.00	.00	40,000.00	.0
12204630 590600	INVESTIGATIVE EXPE	50,000.00	50,000.00	9,900.00	.00	.00	40,100.00	19.8
12204630 594400	DRUG PREVENTION PR	2,000.00	2,000.00	412.41	.00	.00	1,587.59	20.6
12204630 599900	OTHER CHARGES	38,500.00	113,500.00	43,938.00	.00	.00	69,562.00	38.7
12204630 640700	OTHER EQUIPMENT	100,000.00	220,000.00	109,743.92	.00	3,141.25	107,114.83	51.3
TOTAL SHERIFF		263,500.00	483,500.00	206,817.03	.00	3,141.25	273,541.72	43.4%
TOTAL SHERIFF CONTRABAND		.00	220,000.00	66,121.93	.00	3,141.25	150,736.82	31.5%
TOTAL REVENUES		-263,500.00	-263,500.00	-140,695.10	.00	.00	-122,804.90	
TOTAL EXPENSES		263,500.00	483,500.00	206,817.03	.00	3,141.25	273,541.72	
124 INMATE SUPPLY								
000 UNDEFINED								
124 470000	INTEREST INCOME	-17,000.00	-17,000.00	-1,521.83	.00	.00	-15,478.17	9.0
124 484300	CONCESSION COMMISSIONS	-830,000.00	-830,000.00	-508,044.30	.00	.00	-321,955.70	61.2
124 489900	OTHER REVENUE	-17,000.00	-17,000.00	-1,922.10	.00	.00	-15,077.90	11.3
TOTAL UNDEFINED		-864,000.00	-864,000.00	-511,488.23	.00	.00	-352,511.77	59.2%
047 DETENTION CENTER								
12404730 520100	SUPPLIES/OTH OPER	77,000.00	77,000.00	13,391.91	.00	.00	63,608.09	17.4

BUDGET SUMMARIES REPORT
ACCOUNT SUMMARY APRIL 2022

FOR 2022 07

	ORIGINAL APPROP	REVISED BUDGET	YTD ACTUAL	MTD ACTUAL	ENCUMBRANCES	AVAILABLE BUDGET	PCT USE/COL
12404730 522600 INMATE SUPPLIES	40,000.00	40,000.00	21,896.14		.00	18,103.86	54.7
12404730 523000 NON-CAPITAL SOFTWA	35,000.00	35,000.00	10,765.00		.00	24,235.00	30.8
12404730 523100 NON-CAPITAL EQUIPM	30,000.00	30,000.00	.00		.00	30,000.00	.0
12404730 530800 SOFTWARE MAINTENAN	22,000.00	22,000.00	.00		.00	22,000.00	.0
12404730 562200 CONTRACT SERVICES	650,000.00	650,000.00	278,657.59		.00	371,342.41	42.9
12404730 664700 CAPITAL OUTLAY-JAI	10,000.00	10,000.00	.00		.00	10,000.00	.0
TOTAL DETENTION CENTER	864,000.00	864,000.00	324,710.64	.00	.00	539,289.36	37.6%
TOTAL INMATE SUPPLY	.00	.00	-186,777.59	.00	.00	186,777.59	100.0%
TOTAL REVENUES	-864,000.00	-864,000.00	-511,488.23	.00	.00	-352,511.77	
TOTAL EXPENSES	864,000.00	864,000.00	324,710.64	.00	.00	539,289.36	
126 VINE GRANT							
000 UNDEFINED							
126 420370 STATE REVENUE	-30,171.00	-30,171.00	-15,071.84	.00	.00	-15,099.16	50.0
TOTAL UNDEFINED	-30,171.00	-30,171.00	-15,071.84	.00	.00	-15,099.16	50.0%
046 SHERIFF							
12604630 520100 SUPPLIES/OTH OPER	30,171.00	30,171.00	15,071.84	.00	15,071.84	27.32	99.9
TOTAL SHERIFF	30,171.00	30,171.00	15,071.84	.00	15,071.84	27.32	99.9%
TOTAL VINE GRANT	.00	.00	.00	.00	15,071.84	-15,071.84	100.0%
TOTAL REVENUES	-30,171.00	-30,171.00	-15,071.84	.00	.00	-15,099.16	
TOTAL EXPENSES	30,171.00	30,171.00	15,071.84	.00	15,071.84	27.32	
128 HOMELAND SECURITY GRANT							
000 UNDEFINED							
128 423000 2014 HSGP HOMELAND SECU	-25,000.00	-155,466.00	-15,050.00	-2,550.00	.00	-140,416.00	9.7

BUDGET SUMMARIES REPORT
ACCOUNT SUMMARY APRIL 2022

FOR 2022 07

128	HOMELAND SECURITY GRANT	ORIGINAL APPROP	REVISED BUDGET	YTD ACTUAL	MTD ACTUAL	ENCUMBRANCES	AVAILABLE BUDGET	PCT USE/COL
-----	-------------------------	-----------------	----------------	------------	------------	--------------	------------------	-------------

TOTAL UNDEFINED		-25,000.00	-155,466.00	-15,050.00	-2,550.00	.00	-140,416.00	9.7%
-----------------	--	------------	-------------	------------	-----------	-----	-------------	------

046 SHERIFF

12804630 523130	HSGP-NON CAPITAL E	.00	10,005.00	.00	.00	8,812.56	1,192.44	88.1
12804630 550300	TRAVEL AND TRAININ	.00	23,637.00	2,550.00	2,550.00	.00	21,087.00	10.8
12804630 562200	CONTRACT SERVICES	.00	20,150.00	12,500.00	.00	.00	7,650.00	62.0
12804630 664600	CAPITAL OUTLAY-SHE	25,000.00	101,674.00	.00	.00	75,230.68	26,443.32	74.0
TOTAL SHERIFF		25,000.00	155,466.00	15,050.00	2,550.00	84,043.24	56,372.76	63.7%
TOTAL HOMELAND SECURITY GRANT		.00	.00	.00	.00	84,043.24	-84,043.24	100.0%
TOTAL REVENUES		-25,000.00	-155,466.00	-15,050.00	-2,550.00	.00	-140,416.00	
TOTAL EXPENSES		25,000.00	155,466.00	15,050.00	2,550.00	84,043.24	56,372.76	

129 HAZARD MITIGATION GRANT-EM

000 UNDEFINED

129 423300	HAZARD MITIGATION GRANT	.00	-185,600.00	.00	.00	.00	-185,600.00	.0
129 423400	HAZARD MITIGATION INKIN	.00	-58,000.00	.00	.00	.00	-58,000.00	.0
TOTAL UNDEFINED		.00	-243,600.00	.00	.00	.00	-243,600.00	.0%

046 SHERIFF

12904630 561400	PROFESSIONAL SERVI	.00	11,600.00	.00	.00	.00	11,600.00	.0
12904630 562200	CONTRACT SERVICES	.00	174,000.00	37,992.00	.00	132,578.00	3,430.00	98.0
12904630 599100	IN-KIND EXPENSE HL	.00	58,000.00	.00	.00	.00	58,000.00	.0
TOTAL SHERIFF		.00	243,600.00	37,992.00	.00	132,578.00	73,030.00	70.0%
TOTAL HAZARD MITIGATION GRANT-		.00	.00	37,992.00	.00	132,578.00	-170,570.00	100.0%
TOTAL REVENUES		.00	-243,600.00	.00	.00	.00	-243,600.00	
TOTAL EXPENSES		.00	243,600.00	37,992.00	.00	132,578.00	73,030.00	

130 PROJECT SAFE NEIGHBORHOOD

000 UNDEFINED

BUDGET SUMMARIES REPORT
ACCOUNT SUMMARY APRIL 2022

FOR 2022 07

130	PROJECT SAFE NEIGHBORHOOD	ORIGINAL APPROP	REVISED BUDGET	YTD ACTUAL	MTD ACTUAL	ENCUMBRANCES	AVAILABLE BUDGET	PCT USE/COL
130 420100	GRANT REVENUE	-89,839.00	-89,839.00	-19,566.54	-504.59	.00	-70,272.46	21.8
	TOTAL UNDEFINED	-89,839.00	-89,839.00	-19,566.54	-504.59	.00	-70,272.46	21.8%
046 SHERIFF								
13004630 500700	OVERTIME COMPENSAT	13,902.00	13,902.00	.00	.00	.00	13,902.00	.0
13004630 520100	SUPPLIES/OTH OPER	30,774.00	31,734.00	14,006.71	504.59	2,277.07	15,450.22	51.3
13004630 523000	NON-CAPITAL SOFTWA	11,750.00	10,790.00	.00	.00	.00	10,790.00	.0
13004630 523100	NON-CAPITAL EQUIPM	4,574.00	4,574.00	.00	.00	.00	4,574.00	.0
13004630 561400	PROFESSIONAL SERVI	12,700.00	12,700.00	.00	.00	148.00	12,552.00	1.2
13004630 664600	CAPITAL OUTLAY-SHE	16,139.00	16,139.00	5,559.83	.00	.00	10,579.17	34.4
	TOTAL SHERIFF	89,839.00	89,839.00	19,566.54	504.59	2,425.07	67,847.39	24.5%
	TOTAL PROJECT SAFE NEIGHBORHOOD	.00	.00	.00	.00	2,425.07	-2,425.07	100.0%
	TOTAL REVENUES	-89,839.00	-89,839.00	-19,566.54	-504.59	.00	-70,272.46	
	TOTAL EXPENSES	89,839.00	89,839.00	19,566.54	504.59	2,425.07	67,847.39	
142 LEOSE SHERIFF								
000 UNDEFINED								
142 424700	LEOSE REVENUE	-119,188.00	-119,188.00	-21,249.58	.00	.00	-97,938.42	17.8
142 470000	INTEREST INCOME	-1,500.00	-1,500.00	-467.46	-58.54	.00	-1,032.54	31.2
	TOTAL UNDEFINED	-120,688.00	-120,688.00	-21,717.04	-58.54	.00	-98,970.96	18.0%
046 SHERIFF								
14204630 523100	NON-CAPITAL EQUIPM	15,000.00	15,000.00	.00	.00	.00	15,000.00	.0
14204630 550300	TRAVEL AND TRAININ	35,000.00	35,000.00	8,712.40	6,092.40	.00	26,287.60	24.9
14204630 664600	CAPITAL OUTLAY-SHE	70,688.00	70,688.00	.00	.00	.00	70,688.00	.0
	TOTAL SHERIFF	120,688.00	120,688.00	8,712.40	6,092.40	.00	111,975.60	7.2%

BUDGET SUMMARIES REPORT
ACCOUNT SUMMARY APRIL 2022

FOR 2022 07

	ORIGINAL APPROP	REVISED BUDGET	YTD ACTUAL	MTD ACTUAL	ENCUMBRANCES	AVAILABLE BUDGET	PCT USE/COL
TOTAL LEOSE SHERIFF	.00	.00	-13,004.64	6,033.86	.00	13,004.64	100.0%
TOTAL REVENUES	-120,688.00	-120,688.00	-21,717.04	-58.54	.00	-98,970.96	
TOTAL EXPENSES	120,688.00	120,688.00	8,712.40	6,092.40	.00	111,975.60	
145 SHERIFF COMMISSARY SALARY							
000 UNDEFINED							
145 424500 COMMISSARY SALARY REIMB	-680,525.00	-680,525.00	-351,148.40	-57,543.51	.00	-329,376.60	51.6
TOTAL UNDEFINED	-680,525.00	-680,525.00	-351,148.40	-57,543.51	.00	-329,376.60	51.6%
047 DETENTION CENTER							
14504730 500600 STAFF EMPLOYEES	492,965.00	492,965.00	278,157.51	58,653.96	.00	214,807.49	56.4
14504730 500700 OVERTIME COMPENSAT	2,000.00	2,000.00	558.94	5.90	.00	1,441.06	27.9
14504730 510100 FICA	30,563.00	30,563.00	15,939.48	3,323.66	.00	14,623.52	52.2
14504730 510200 MEDICARE	7,149.00	7,149.00	3,727.67	777.26	.00	3,421.33	52.1
14504730 510300 RETIREMENT	54,768.00	54,768.00	32,513.19	7,138.10	.00	22,254.81	59.4
14504730 510400 GROUP HEALTH INSUR	67,779.00	67,779.00	53,757.30	12,466.05	.00	14,021.70	79.3
14504730 510500 GROUP DENTAL INSUR	3,735.00	3,735.00	2,335.19	527.22	.00	1,399.81	62.5
14504730 510600 LIFE INSURANCE	540.00	540.00	259.35	59.67	.00	280.65	48.0
14504730 510700 UNEMPLOYMENT INSUR	443.00	443.00	267.96	88.04	.00	175.04	60.5
14504730 510900 WORKER'S COMPENSAT	20,583.00	20,583.00	11,761.75	2,475.43	.00	8,821.25	57.1
TOTAL DETENTION CENTER	680,525.00	680,525.00	399,278.34	85,515.29	.00	281,246.66	58.7%
TOTAL SHERIFF COMMISSARY SALAR	.00	.00	48,129.94	27,971.78	.00	-48,129.94	100.0%
TOTAL REVENUES	-680,525.00	-680,525.00	-351,148.40	-57,543.51	.00	-329,376.60	
TOTAL EXPENSES	680,525.00	680,525.00	399,278.34	85,515.29	.00	281,246.66	
146 LECD EMER COMMUNICATION GRANT							
000 UNDEFINED							
146 420410 GRANT REVENUE LECD	.00	-11,724.00	.00	.00	.00	-11,724.00	.0

BUDGET SUMMARIES REPORT
ACCOUNT SUMMARY APRIL 2022

FOR 2022 07

146	LECD EMER COMMUNICATION GRANT	ORIGINAL APPROP	REVISED BUDGET	YTD ACTUAL	MTD ACTUAL	ENCUMBRANCES	AVAILABLE BUDGET	PCT USE/COL
TOTAL UNDEFINED		.00	-11,724.00	.00	.00	.00	-11,724.00	.0%
046 SHERIFF								
14604630	520100	SUPPLIES/OTH OPER	.00	730.00	729.90	729.90	.00	.10 100.0
14604630	550300	TRAVEL AND TRAININ	.00	8,061.00	1,702.80	.00	6,358.20	21.1
14604630	550500	ASSOCIATION DUES	.00	233.00	232.88	.00	.12	99.9
14604630	561400	PROFESSIONAL SERVI	.00	2,700.00	.00	.00	2,700.00	.00 100.0
TOTAL SHERIFF		.00	11,724.00	2,665.58	729.90	2,700.00	6,358.42	45.8%
TOTAL LECD EMER COMMUNICATION		.00	.00	2,665.58	729.90	2,700.00	-5,365.58	100.0%
TOTAL REVENUES		.00	-11,724.00	.00	.00	.00	-11,724.00	
TOTAL EXPENSES		.00	11,724.00	2,665.58	729.90	2,700.00	6,358.42	
148 MAT RE-ENTRY PROGRAM								
000 UNDEFINED								
148	420100	GRANT REVENUE	-214,049.00	-214,049.00	-1,318.30	.00	.00	-212,730.70 .6
TOTAL UNDEFINED			-214,049.00	-214,049.00	-1,318.30	.00	.00	-212,730.70 .6%
046 SHERIFF								
14804630	500600	STAFF EMPLOYEES	40,728.00	40,728.00	3,502.70	696.12	.00	37,225.30 8.6
14804630	510100	FICA	2,511.00	2,511.00	212.79	42.30	.00	2,298.21 8.5
14804630	510200	MEDICARE	588.00	588.00	49.81	9.90	.00	538.19 8.5
14804630	510300	RETIREMENT	1,173.00	1,173.00	405.62	82.83	.00	767.38 34.6
14804630	510400	GROUP HEALTH INSUR	1,629.00	1,629.00	521.40	103.59	.00	1,107.60 32.0
14804630	510500	GROUP DENTAL INSUR	95.00	95.00	28.39	5.64	.00	66.61 29.9
14804630	510600	LIFE INSURANCE	12.00	12.00	4.08	.81	.00	7.92 34.0
14804630	510700	UNEMPLOYMENT INSUR	33.00	33.00	3.03	.69	.00	29.97 9.2
14804630	510900	WORKER'S COMPENSAT	361.00	361.00	147.78	29.37	.00	213.22 40.9
14804630	520000	TREATMENT MATERIAL	114,194.00	114,194.00	.00	.00	.00	114,194.00 .0
14804630	520100	SUPPLIES/OTH OPER	3,565.00	3,565.00	.00	.00	.00	3,565.00 .0

BUDGET SUMMARIES REPORT
ACCOUNT SUMMARY APRIL 2022

FOR 2022 07

	ORIGINAL APPROP	REVISED BUDGET	YTD ACTUAL	MTD ACTUAL	ENCUMBRANCES	AVAILABLE BUDGET	PCT USE/COL
14804630 523000 NON-CAPITAL SOFTWA	9,800.00	9,800.00	.00	.00	.00	9,800.00	.0
14804630 561400 PROFESSIONAL SERVI	19,400.00	19,400.00	.00	.00	.00	19,400.00	.0
14804630 562200 CONTRACT SERVICES	19,960.00	19,960.00	.00	.00	.00	19,960.00	.0
TOTAL SHERIFF	214,049.00	214,049.00	4,875.60	971.25	.00	209,173.40	2.3%
TOTAL MAT RE-ENTRY PROGRAM	.00	.00	3,557.30	971.25	.00	-3,557.30	100.0%
TOTAL REVENUES	-214,049.00	-214,049.00	-1,318.30	.00	.00	-212,730.70	
TOTAL EXPENSES	214,049.00	214,049.00	4,875.60	971.25	.00	209,173.40	
150 TAG GRANT							
000 UNDEFINED							
150 420100 GRANT REVENUE	-845,891.00	-845,891.00	-397,486.39	-63,130.71	.00	-448,404.61	47.0
TOTAL UNDEFINED	-845,891.00	-845,891.00	-397,486.39	-63,130.71	.00	-448,404.61	47.0%
046 SHERIFF							
15004630 500600 STAFF EMPLOYEES	198,190.00	199,931.00	116,843.86	23,116.59	.00	83,087.14	58.4
15004630 500700 OVERTIME COMPENSAT	27,085.00	27,449.00	20,709.23	1,030.24	.00	6,739.77	75.4
15004630 510100 FICA	12,288.00	12,396.00	7,000.36	1,399.71	.00	5,395.64	56.5
15004630 510200 MEDICARE	2,874.00	2,899.00	1,637.16	327.35	.00	1,261.84	56.5
15004630 510300 RETIREMENT	20,849.00	21,740.00	14,088.41	2,942.07	.00	7,651.59	64.8
15004630 510400 GROUP HEALTH INSUR	22,769.00	29,210.00	18,065.95	3,589.26	.00	11,144.05	61.8
15004630 510500 GROUP DENTAL INSUR	1,250.00	1,358.00	800.30	159.00	.00	557.70	58.9
15004630 510600 LIFE INSURANCE	151.00	180.00	101.46	20.16	.00	78.54	56.4
15004630 510700 UNEMPLOYMENT INSUR	213.00	169.00	115.13	35.96	.00	53.87	68.1
15004630 510900 WORKER'S COMPENSAT	8,374.00	8,437.00	5,106.12	1,018.99	.00	3,330.88	60.5
15004630 520000 PROJECT SUPPLIES	2,000.00	5,773.00	3,369.03	2,449.03	.00	2,403.97	58.4
15004630 520100 SUPPLIES/OTH OPER	56,578.00	73,564.00	30,322.52	1,693.06	14,512.57	28,728.91	60.9
15004630 523000 NON-CAPITAL SOFTWA	7,500.00	7,500.00	.00	.00	.00	7,500.00	.0
15004630 523100 NON-CAPITAL EQUIPM	3,460.00	3,460.00	.00	.00	.00	3,460.00	.0
15004630 540100 COMMUNICATIONS - M	56,250.00	56,250.00	33,325.53	4,995.66	14,590.47	8,334.00	85.2
15004630 540600 UTILITIES	18,158.00	18,158.00	7,975.27	1,099.84	9,182.58	1,000.15	94.5
15004630 550300 TRAVEL AND TRAININ	112,605.00	84,477.00	20,751.48	7,973.00	.00	63,725.52	24.6
15004630 561400 PROFESSIONAL SERVI	30,884.00	30,884.00	10,049.60	3,139.00	8,901.09	11,933.31	61.4
15004630 562200 CONTRACT SERVICES	11,800.00	9,600.00	.00	.00	.00	9,600.00	.0

BUDGET SUMMARIES REPORT
ACCOUNT SUMMARY APRIL 2022

FOR 2022 07

	ORIGINAL APPROP	REVISED BUDGET	YTD ACTUAL	MTD ACTUAL	ENCUMBRANCES	AVAILABLE BUDGET	PCT USE/COL
15004630 570200 BUILDING RENTAL	163,760.00	163,760.00	88,356.00	.00	44,178.00	31,226.00	80.9
15004630 580100 INSURANCE AND BOND	5,390.00	4,715.00	.00	.00	.00	4,715.00	.0
15004630 590600 INVESTIGATIVE EXPE	62,750.00	54,750.00	2,269.90	240.00	1,500.00	50,980.10	6.9
15004630 664600 CAPITAL OUTLAY-SHE	20,713.00	29,231.00	16,679.49	.00	.00	12,551.51	57.1
TOTAL SHERIFF	845,891.00	845,891.00	397,566.80	55,228.92	92,864.71	355,459.49	58.0%
TOTAL TAG GRANT	.00	.00	80.41	-7,901.79	92,864.71	-92,945.12	100.0%
TOTAL REVENUES	-845,891.00	-845,891.00	-397,486.39	-63,130.71	.00	-448,404.61	
TOTAL EXPENSES	845,891.00	845,891.00	397,566.80	55,228.92	92,864.71	355,459.49	

161 CDA BUSINESS CRIMES

000 UNDEFINED

161 434200 BAD CHECK COLLECTION FE	-60,000.00	-60,000.00	.00	.00	.00	-60,000.00	.0
161 470000 INTEREST INCOME	-380.00	-380.00	.00	.00	.00	-380.00	.0
161 481500 OTHER REFUNDS/REIMBURSE	-38,005.00	-38,005.00	.00	.00	.00	-38,005.00	.0
161 489900 OTHER REVENUE	-10,115.00	-10,115.00	.00	.00	.00	-10,115.00	.0
TOTAL UNDEFINED	-108,500.00	-108,500.00	.00	.00	.00	-108,500.00	.0%

040 DISTRICT ATTORNEY

16104025 520100 SUPPLIES/OTH OPER	73,000.00	73,000.00	1,535.35	235.83	.00	71,464.65	2.1
16104025 530100 EQUIPMENT OPER/MAI	2,500.00	2,500.00	.00	.00	.00	2,500.00	.0
16104025 530200 VEHICLE OPERATION/	2,500.00	2,500.00	.00	.00	.00	2,500.00	.0
16104025 550300 TRAVEL AND TRAININ	5,000.00	5,000.00	.00	.00	.00	5,000.00	.0
16104025 550410 PERIODICALS	500.00	500.00	.00	.00	.00	500.00	.0
16104025 560800 WITNESS/INTERPRETE	25,000.00	25,000.00	7,373.91	.00	.00	17,626.09	29.5
TOTAL DISTRICT ATTORNEY	108,500.00	108,500.00	8,909.26	235.83	.00	99,590.74	8.2%
TOTAL CDA BUSINESS CRIMES	.00	.00	8,909.26	235.83	.00	-8,909.26	100.0%
TOTAL REVENUES	-108,500.00	-108,500.00	.00	.00	.00	-108,500.00	
TOTAL EXPENSES	108,500.00	108,500.00	8,909.26	235.83	.00	99,590.74	

163 CDA CONTRABAND

000 UNDEFINED

BUDGET SUMMARIES REPORT
ACCOUNT SUMMARY APRIL 2022

FOR 2022 07

163	CDA CONTRABAND	ORIGINAL APPROP	REVISED BUDGET	YTD ACTUAL	MTD ACTUAL	ENCUMBRANCES	AVAILABLE BUDGET	PCT USE/COL
163 470000	INTEREST INCOME	-500.00	-500.00	.00	.00	.00	-500.00	.0
163 489900	OTHER REVENUE	-76,000.00	-76,000.00	.00	.00	.00	-76,000.00	.0
TOTAL UNDEFINED		-76,500.00	-76,500.00	.00	.00	.00	-76,500.00	.0%
040 DISTRICT ATTORNEY								
16304025 599900	OTHER CHARGES	76,500.00	76,500.00	13,917.18	3,219.03	.00	62,582.82	18.2
TOTAL DISTRICT ATTORNEY		76,500.00	76,500.00	13,917.18	3,219.03	.00	62,582.82	18.2%
TOTAL CDA CONTRABAND		.00	.00	13,917.18	3,219.03	.00	-13,917.18	100.0%
TOTAL REVENUES		-76,500.00	-76,500.00	.00	.00	.00	-76,500.00	
TOTAL EXPENSES		76,500.00	76,500.00	13,917.18	3,219.03	.00	62,582.82	
164 CDA SPATTF GRANT								
000 UNDEFINED								
164 420100	GRANT REVENUE	.00	-29,960.00	-29,960.00	.00	.00	.00	100.0
164 420300	STATE GRANT REVENUE	-446,785.00	-446,785.00	-180,031.46	.00	.00	-266,753.54	40.3
164 420400	SPATTF REVENUE-FEDERAL	.00	.00	110.50	.00	.00	-110.50	100.0
164 470010	INTEREST INCOME-PROGRAM	.00	.00	-7,886.29	-17.56	.00	7,886.29	100.0
164 470100	INTEREST INCOME-FEDERAL	.00	.00	-1,826.89	-.58	.00	1,826.89	100.0
164 480000	IN-KIND REVENUE	-185,098.00	-216,964.00	-141,001.21	-15,424.83	.00	-75,962.79	65.0
164 480520	SPATTF PROGRAM INCOME	-36,628.00	-36,628.00	-56,400.47	-6,125.99	.00	19,772.47	154.0
164 801100	XFER FROM GENERAL FUND	-218,469.00	-218,469.00	-61,536.79	.00	.00	-156,932.21	28.2
TOTAL UNDEFINED		-886,980.00	-948,806.00	-478,532.61	-21,568.96	.00	-470,273.39	50.4%
040 DISTRICT ATTORNEY								
16404025 500600	STAFF EMPLOYEES	437,030.00	433,379.00	247,715.69	50,253.12	.00	185,663.31	57.2
16404025 500700	OVERTIME COMPENSAT	.00	2,000.00	1,129.82	209.48	.00	870.18	56.5
16404025 510100	FICA	27,818.00	27,818.00	14,743.08	2,985.91	.00	13,074.92	53.0
16404025 510200	MEDICARE	8,870.00	8,870.00	3,447.95	698.32	.00	5,422.05	38.9

BUDGET SUMMARIES REPORT
ACCOUNT SUMMARY APRIL 2022

FOR 2022 07

	ORIGINAL APPROP	REVISED BUDGET	YTD ACTUAL	MTD ACTUAL	ENCUMBRANCES	AVAILABLE BUDGET	PCT USE/COL
16404025 510300 RETIREMENT	47,666.00	47,666.00	29,013.83	6,137.39	.00	18,652.17	60.9
16404025 510400 GROUP HEALTH INSUR	47,401.00	47,401.00	23,105.26	4,590.45	.00	24,295.74	48.7
16404025 510500 GROUP DENTAL INSUR	3,165.00	3,165.00	1,963.04	408.03	.00	1,201.96	62.0
16404025 510600 LIFE INSURANCE	440.00	440.00	231.18	47.04	.00	208.82	52.5
16404025 510700 UNEMPLOYMENT INSUR	336.00	336.00	239.01	76.82	.00	96.99	71.1
16404025 510900 WORKER'S COMPENSAT	18,389.00	18,389.00	9,293.76	1,842.51	.00	9,095.24	50.5
16404025 520100 SUPPLIES/OTH OPER	128,790.00	128,790.00	72,171.76	18,897.16	19,086.66	37,531.58	70.9
16404025 523100 NON-CAPITAL EQUIPM	1,028.00	1,028.00	1,028.00	1,028.00	113.40	-113.40	111.0
16404025 550300 TRAVEL AND TRAININ	7,449.00	9,100.00	6,900.10	3,989.33	.00	2,199.90	75.8
16404025 562200 CONTRACT SERVICES	124,998.00	124,998.00	72,915.50	10,416.50	.00	52,082.50	58.3
16404025 640700 OTHER EQUIPMENT	33,600.00	95,426.00	61,846.00	.00	.00	33,580.00	64.8
TOTAL DISTRICT ATTORNEY	886,980.00	948,806.00	545,743.98	101,580.06	19,200.06	383,861.96	59.5%
TOTAL CDA SPATTF GRANT	.00	.00	67,211.37	80,011.10	19,200.06	-86,411.43	100.0%
TOTAL REVENUES	-886,980.00	-948,806.00	-478,532.61	-21,568.96	.00	-470,273.39	
TOTAL EXPENSES	886,980.00	948,806.00	545,743.98	101,580.06	19,200.06	383,861.96	
166 CDA JAG GRANT							
000 UNDEFINED							
166 422600 FEDERAL GRANT REVENUE-J	-88,428.00	-88,428.00	-88,428.00	.00	.00	.00	100.0
166 422800 FEDERAL GRANT REVENUE-J	-64,807.00	-64,807.00	-67,086.94	.00	.00	2,279.94	103.5
166 470020 INTEREST REVENUE JAG19	.00	.00	-1,219.58	-18.15	.00	1,219.58	100.0
166 470120 INTEREST REVENUE JAG20	.00	.00	-194.34	-25.46	.00	194.34	100.0
TOTAL UNDEFINED	-153,235.00	-153,235.00	-156,928.86	-43.61	.00	3,693.86	102.4%
040 DISTRICT ATTORNEY							
16604025 599500 OTHER CHARGES-JAG1	64,807.00	64,807.00	10,113.86	3,772.44	35,687.38	19,005.76	70.7
16604025 599701 OTHER CHARGES-JAG2	78,428.00	78,428.00	.00	.00	9,156.05	69,271.95	11.7
16604025 640810 CAPITAL EQUIPMENT-	10,000.00	10,000.00	.00	.00	.00	10,000.00	.0
TOTAL DISTRICT ATTORNEY	153,235.00	153,235.00	10,113.86	3,772.44	44,843.43	98,277.71	35.9%
TOTAL CDA JAG GRANT	.00	.00	-146,815.00	3,728.83	44,843.43	101,971.57	100.0%
TOTAL REVENUES	-153,235.00	-153,235.00	-156,928.86	-43.61	.00	3,693.86	
TOTAL EXPENSES	153,235.00	153,235.00	10,113.86	3,772.44	44,843.43	98,277.71	

BUDGET SUMMARIES REPORT
ACCOUNT SUMMARY APRIL 2022

FOR 2022 07

168	CDA Border Prosecution Unit	ORIGINAL APPROP	REVISED BUDGET	YTD ACTUAL	MTD ACTUAL	ENCUMBRANCES	AVAILABLE BUDGET	PCT USE/COL
168 CDA Border Prosecution Unit								
000 UNDEFINED								
168	420100 GRANT REVENUE	-273,772.00	-273,772.00	-73,955.89	-14,750.82	.00	-199,816.11	27.0
	TOTAL UNDEFINED	-273,772.00	-273,772.00	-73,955.89	-14,750.82	.00	-199,816.11	27.0%
040 DISTRICT ATTORNEY								
16804025	500600 STAFF EMPLOYEES	200,000.00	200,000.00	58,077.04	11,538.48	.00	141,922.96	29.0
16804025	510100 FICA	12,400.00	12,400.00	3,588.47	712.89	.00	8,811.53	28.9
16804025	510200 MEDICARE	2,900.00	2,900.00	839.17	166.71	.00	2,060.83	28.9
16804025	510300 RETIREMENT	22,220.00	22,220.00	6,756.18	1,403.45	.00	15,463.82	30.4
16804025	510400 GROUP HEALTH INSUR	15,062.00	15,062.00	4,253.98	863.19	.00	10,808.02	28.2
16804025	510500 GROUP DENTAL INSUR	830.00	830.00	231.98	47.07	.00	598.02	27.9
16804025	510600 LIFE INSURANCE	120.00	120.00	33.12	6.72	.00	86.88	27.6
16804025	510700 UNEMPLOYMENT INSUR	160.00	160.00	54.33	16.31	.00	105.67	34.0
16804025	510900 WORKER'S COMPENSAT	20,080.00	20,080.00	156.76	31.14	.00	19,923.24	.8
	TOTAL DISTRICT ATTORNEY	273,772.00	273,772.00	73,991.03	14,785.96	.00	199,780.97	27.0%
	TOTAL CDA Border Prosecution U	.00	.00	35.14	35.14	.00	-35.14	100.0%
	TOTAL REVENUES	-273,772.00	-273,772.00	-73,955.89	-14,750.82	.00	-199,816.11	
	TOTAL EXPENSES	273,772.00	273,772.00	73,991.03	14,785.96	.00	199,780.97	
171 CDA VOCA VICTIM ADV PROJECT								
000 UNDEFINED								
171	420300 STATE GRANT REVENUE	-119,970.00	-119,970.00	-59,304.94	-12,744.88	.00	-60,665.06	49.4
171	801100 XFER FROM GENERAL FUND	-29,993.00	-29,993.00	-14,826.24	-3,186.22	.00	-15,166.76	49.4
	TOTAL UNDEFINED	-149,963.00	-149,963.00	-74,131.18	-15,931.10	.00	-75,831.82	49.4%
040 DISTRICT ATTORNEY								
17104025	500600 STAFF EMPLOYEES	100,800.00	100,800.00	51,681.01	11,076.96	.00	49,118.99	51.3

BUDGET SUMMARIES REPORT
ACCOUNT SUMMARY APRIL 2022

FOR 2022 07

	ORIGINAL APPROP	REVISED BUDGET	YTD ACTUAL	MTD ACTUAL	ENCUMBRANCES	AVAILABLE BUDGET	PCT USE/COL
17104025 510100 FICA	6,250.00	6,250.00	3,079.44	662.86	.00	3,170.56	49.3
17104025 510200 MEDICARE	1,462.00	1,462.00	720.13	155.01	.00	741.87	49.3
17104025 510300 RETIREMENT	11,199.00	11,199.00	6,003.87	1,347.30	.00	5,195.13	53.6
17104025 510400 GROUP HEALTH INSUR	15,062.00	15,062.00	10,731.12	1,611.81	.00	4,330.88	71.2
17104025 510500 GROUP DENTAL INSUR	830.00	830.00	437.83	58.62	.00	392.17	52.8
17104025 510600 LIFE INSURANCE	60.00	60.00	54.20	6.72	.00	5.80	90.3
17104025 510700 UNEMPLOYMENT INSUR	81.00	81.00	47.59	14.32	.00	33.41	58.8
17104025 510900 WORKER'S COMPENSAT	2,219.00	2,219.00	139.43	29.88	.00	2,079.57	6.3
17104025 550300 TRAVEL AND TRAININ	12,000.00	12,000.00	1,268.94	1,000.00	.00	10,731.06	10.6
TOTAL DISTRICT ATTORNEY	149,963.00	149,963.00	74,163.56	15,963.48	.00	75,799.44	49.5%
TOTAL CDA VOCA VICTIM ADV PROJ	.00	.00	32.38	32.38	.00	-32.38	100.0%
TOTAL REVENUES	-149,963.00	-149,963.00	-74,131.18	-15,931.10	.00	-75,831.82	
TOTAL EXPENSES	149,963.00	149,963.00	74,163.56	15,963.48	.00	75,799.44	

201 GEN OB REFUNDING BOND SRS 2016

000 UNDEFINED

201 400100 CURRENT AD VALOREM TAXE	-5,120,199.00	-5,120,199.00	-5,064,407.42	-39,275.95	.00	-55,791.58	98.9
201 400400 PEN & INT - CURRENT LEV	-20,993.00	-20,993.00	-14,920.41	-3,828.07	.00	-6,072.59	71.1
201 400500 DELIQ TAXES - PRIOR YEA	-31,233.00	-31,233.00	-29,048.09	-4,893.09	.00	-2,184.91	93.0
201 400600 PEN & INT - PRIOR YEARS	-15,873.00	-15,873.00	-14,813.04	-1,991.71	.00	-1,059.96	93.3
201 470000 INTEREST INCOME	-10,000.00	-10,000.00	-7,679.42	-708.96	.00	-2,320.58	76.8
201 736100 DRAW FROM RESERVES	-534,952.00	-534,952.00	.00	.00	.00	-534,952.00	.0
TOTAL UNDEFINED	-5,733,250.00	-5,733,250.00	-5,130,868.38	-50,697.78	.00	-602,381.62	89.5%

200 DEBT SERVICE

20120092 566100 DEBT SERVICE - PRI	5,320,000.00	5,320,000.00	5,320,000.00	.00	.00	.00	100.0
20120092 566200 DEBT SERVICE - INT	413,250.00	413,250.00	273,193.00	.00	.00	140,057.00	66.1
TOTAL DEBT SERVICE	5,733,250.00	5,733,250.00	5,593,193.00	.00	.00	140,057.00	97.6%
TOTAL GEN OB REFUNDING BOND SR	.00	.00	462,324.62	-50,697.78	.00	-462,324.62	100.0%
TOTAL REVENUES	-5,733,250.00	-5,733,250.00	-5,130,868.38	-50,697.78	.00	-602,381.62	
TOTAL EXPENSES	5,733,250.00	5,733,250.00	5,593,193.00	.00	.00	140,057.00	

202 UNLIMITED TAX ROAD BONDS

BUDGET SUMMARIES REPORT
ACCOUNT SUMMARY APRIL 2022

FOR 2022 07

202	UNLIMITED TAX ROAD BONDS	ORIGINAL APPROP	REVISED BUDGET	YTD ACTUAL	MTD ACTUAL	ENCUMBRANCES	AVAILABLE BUDGET	PCT USE/COL
-----	--------------------------	-----------------	----------------	------------	------------	--------------	------------------	-------------

000 UNDEFINED

202 400100	CURRENT AD VALOREM TAXE	-1,387,970.00	-1,387,970.00	-1,384,270.92	-10,735.41	.00	-3,699.08	99.7
202 400400	PEN & INT - CURRENT LEV	-5,691.00	-5,691.00	-4,078.24	-1,046.33	.00	-1,612.76	71.7
202 400500	DELIQ TAXES - PRIOR YEA	-8,467.00	-8,467.00	-10,066.00	-1,695.59	.00	1,599.00	118.9
202 400600	PEN & INT - PRIOR YEARS	-4,303.00	-4,303.00	-5,133.16	-690.19	.00	830.16	119.3
202 470000	INTEREST INCOME	-1,200.00	-1,200.00	-748.40	-152.44	.00	-451.60	62.4
202 736100	DRAW FROM RESERVES	-159,457.00	-159,457.00	.00	.00	.00	-159,457.00	.0
TOTAL UNDEFINED		-1,567,088.00	-1,567,088.00	-1,404,296.72	-14,319.96	.00	-162,791.28	89.6%

200 DEBT SERVICE

20220092 566100	DEBT SERVICE - PRI	360,000.00	360,000.00	360,000.00	.00	.00	.00	100.0
20220092 566200	DEBT SERVICE - INT	1,207,088.00	1,207,088.00	605,643.73	.00	.00	601,444.27	50.2
TOTAL DEBT SERVICE		1,567,088.00	1,567,088.00	965,643.73	.00	.00	601,444.27	61.6%
TOTAL UNLIMITED TAX ROAD BONDS		.00	.00	-438,652.99	-14,319.96	.00	438,652.99	100.0%
TOTAL REVENUES		-1,567,088.00	-1,567,088.00	-1,404,296.72	-14,319.96	.00	-162,791.28	
TOTAL EXPENSES		1,567,088.00	1,567,088.00	965,643.73	.00	.00	601,444.27	

203 GEN OB REFUNDING BOND SRS 2021

000 UNDEFINED

203 400100	CURRENT AD VALOREM TAXE	.00	-129,709.00	-32,846.37	-888.57	.00	-96,862.63	25.3
203 400400	PEN & INT - CURRENT LEV	.00	.00	-333.64	-86.61	.00	333.64	100.0
203 400500	DELIQ TAXES - PRIOR YEA	.00	.00	-1,247.76	-680.72	.00	1,247.76	100.0
203 400600	PEN & INT - PRIOR YEARS	.00	.00	-891.88	-277.09	.00	891.88	100.0
203 470000	INTEREST INCOME	.00	.00	-64.41	-38.54	.00	64.41	100.0
203 489900	OTHER REVENUE	.00	.00	-9,963.72	.00	.00	9,963.72	100.0
203 820600	XFER FROM GEN OB REFUND	.00	.00	-155,132.65	.00	.00	155,132.65	100.0
TOTAL UNDEFINED		.00	-129,709.00	-200,480.43	-1,971.53	.00	70,771.43	154.6%

200 DEBT SERVICE

20320092 566100	DEBT SERVICE - PRI	.00	75,000.00	75,000.00	.00	.00	.00	100.0
-----------------	--------------------	-----	-----------	-----------	-----	-----	-----	-------

BUDGET SUMMARIES REPORT
ACCOUNT SUMMARY APRIL 2022

FOR 2022 07

	ORIGINAL APPROP	REVISED BUDGET	YTD ACTUAL	MTD ACTUAL	ENCUMBRANCES	AVAILABLE BUDGET	PCT USE/COL
20320092 566200 DEBT SERVICE - INT	.00	54,709.00	13,783.06	.00	.00	40,925.94	25.2
TOTAL DEBT SERVICE	.00	129,709.00	88,783.06	.00	.00	40,925.94	68.4%
TOTAL GEN OB REFUNDING BOND SR	.00	.00	-111,697.37	-1,971.53	.00	111,697.37	100.0%
TOTAL REVENUES	.00	-129,709.00	-200,480.43	-1,971.53	.00	70,771.43	
TOTAL EXPENSES	.00	129,709.00	88,783.06	.00	.00	40,925.94	

206 GEN OB REFUNDING BOND SRS 2013

000 UNDEFINED

206 400100 CURRENT AD VALOREM TAXE	-710,797.00	-710,797.00	-501,596.92	.00	.00	-209,200.08	70.6
206 400400 PEN & INT - CURRENT LEV	-2,914.00	-2,914.00	-24.11	.00	.00	-2,889.89	.8
206 400500 DELIQ TAXES - PRIOR YEA	-4,336.00	-4,336.00	-2,793.23	.00	.00	-1,542.77	64.4
206 400600 PEN & INT - PRIOR YEARS	-2,203.00	-2,203.00	-1,168.83	.00	.00	-1,034.17	53.1
206 470000 INTEREST INCOME	-1,000.00	-1,000.00	-852.89	.00	.00	-147.11	85.3
206 736100 DRAW FROM RESERVES	-74,800.00	-74,800.00	.00	.00	.00	-74,800.00	.0
206 920300 XFER TO GEN OB REFUND 2	.00	.00	155,132.65	.00	.00	-155,132.65	100.0
TOTAL UNDEFINED	-796,050.00	-796,050.00	-351,303.33	.00	.00	-444,746.67	44.1%

200 DEBT SERVICE

20620092 566100 DEBT SERVICE - PRI	655,000.00	674,608.00	655,000.00	.00	.00	19,608.00	97.1
20620092 566200 DEBT SERVICE - INT	141,050.00	121,442.00	13,100.00	.00	.00	108,342.00	10.8
TOTAL DEBT SERVICE	796,050.00	796,050.00	668,100.00	.00	.00	127,950.00	83.9%
TOTAL GEN OB REFUNDING BOND SR	.00	.00	316,796.67	.00	.00	-316,796.67	100.0%
TOTAL REVENUES	-796,050.00	-796,050.00	-506,435.98	.00	.00	-289,614.02	
TOTAL EXPENSES	796,050.00	796,050.00	823,232.65	.00	.00	-27,182.65	

208 SPECIAL TAX REVENUE BONDS 2020

000 UNDEFINED

208 470000 INTEREST INCOME	.00	.00	-290.49	-79.65	.00	290.49	100.0
----------------------------	-----	-----	---------	--------	-----	--------	-------

BUDGET SUMMARIES REPORT
ACCOUNT SUMMARY APRIL 2022

FOR 2022 07

208	SPECIAL TAX REVENUE BONDS 2020	ORIGINAL APPROP	REVISED BUDGET	YTD ACTUAL	MTD ACTUAL	ENCUMBRANCES	AVAILABLE BUDGET	PCT USE/COL
208 807900	XFER FROM VENUE HOT STV	-609,952.00	-609,952.00	-304,725.75	.00	.00	-305,226.25	50.0
	TOTAL UNDEFINED	-609,952.00	-609,952.00	-305,016.24	-79.65	.00	-304,935.76	50.0%
200 DEBT SERVICE								
20820092 566100	DEBT SERVICE - PRI	460,000.00	460,000.00	.00	.00	.00	460,000.00	.0
20820092 566200	DEBT SERVICE - INT	149,952.00	149,952.00	74,725.75	.00	.00	75,226.25	49.8
	TOTAL DEBT SERVICE	609,952.00	609,952.00	74,725.75	.00	.00	535,226.25	12.3%
	TOTAL SPECIAL TAX REVENUE BOND	.00	.00	-230,290.49	-79.65	.00	230,290.49	100.0%
	TOTAL REVENUES	-609,952.00	-609,952.00	-305,016.24	-79.65	.00	-304,935.76	
	TOTAL EXPENSES	609,952.00	609,952.00	74,725.75	.00	.00	535,226.25	
301 MPO ROAD CONSTRUCTION								
000 UNDEFINED								
301 421300	TRANSPORTATION IMPROVEM	-694,441.00	-694,441.00	-199,128.78	-55,870.25	.00	-495,312.22	28.7
301 470000	INTEREST INCOME	.00	.00	-138.35	-57.68	.00	138.35	100.0
301 801100	XFER FROM GENERAL FUND	-210,000.00	-210,000.00	-210,000.00	.00	.00	.00	100.0
	TOTAL UNDEFINED	-904,441.00	-904,441.00	-409,267.13	-55,927.93	.00	-495,173.87	45.3%
300 CAPITAL PROJECTS								
30130093 562200	CONTRACT SERVICES	904,441.00	904,441.00	259,694.70	70,339.56	644,746.30	.00	100.0
	TOTAL CAPITAL PROJECTS	904,441.00	904,441.00	259,694.70	70,339.56	644,746.30	.00	100.0%
	TOTAL MPO ROAD CONSTRUCTION	.00	.00	-149,572.43	14,411.63	644,746.30	-495,173.87	100.0%
	TOTAL REVENUES	-904,441.00	-904,441.00	-409,267.13	-55,927.93	.00	-495,173.87	
	TOTAL EXPENSES	904,441.00	904,441.00	259,694.70	70,339.56	644,746.30	.00	
302 TAX ROAD BOND CONSTRUCTION								
000 UNDEFINED								

BUDGET SUMMARIES REPORT
ACCOUNT SUMMARY APRIL 2022

FOR 2022 07

302	TAX ROAD BOND CONSTRUCTION	ORIGINAL APPROP	REVISED BUDGET	YTD ACTUAL	MTD ACTUAL	ENCUMBRANCES	AVAILABLE BUDGET	PCT USE/COL
302 470000	INTEREST INCOME	-60,000.00	-60,000.00	-121,901.44	-14,192.67	.00	61,901.44	203.2
302 736100	DRAW FROM RESERVES	-38,786,657.00	-38,786,657.00	.00	.00	.00	-38,786,657.00	.0
TOTAL UNDEFINED		-38,846,657.00	-38,846,657.00	-121,901.44	-14,192.67	.00	-38,724,755.56	.3%

300 CAPITAL PROJECTS

30230093 520100	SUPPLIES/OTH OPER	2,644,691.00	2,644,691.00	1,000,000.00	1,000,000.00	.00	1,644,691.00	37.8
30230093 561400	PROFESSIONAL SERVI	3,180,694.00	3,180,694.00	496,301.45	-13,680.81	1,855,771.21	828,621.34	73.9
30230093 562200	CONTRACT SERVICES	29,421,272.00	29,421,272.00	344,542.97	206,342.15	1,269,144.19	27,807,584.84	5.5
30230093 591600	RIGHT OF WAY EXPEN	3,600,000.00	3,600,000.00	.00	.00	.00	3,600,000.00	.0
TOTAL CAPITAL PROJECTS		38,846,657.00	38,846,657.00	1,840,844.42	1,192,661.34	3,124,915.40	33,880,897.18	12.8%
TOTAL TAX ROAD BOND CONSTRUCTIO		.00	.00	1,718,942.98	1,178,468.67	3,124,915.40	-4,843,858.38	100.0%
TOTAL REVENUES		-38,846,657.00	-38,846,657.00	-121,901.44	-14,192.67	.00	-38,724,755.56	
TOTAL EXPENSES		38,846,657.00	38,846,657.00	1,840,844.42	1,192,661.34	3,124,915.40	33,880,897.18	

307 CRTS RENOVATIONS #2

000 UNDEFINED

307 470000	INTEREST INCOME	-700.00	-4,700.00	-5,984.07	-705.16	.00	1,284.07	127.3
307 736100	DRAW FROM RESERVES	-60,000.00	-60,000.00	.00	.00	.00	-60,000.00	.0
TOTAL UNDEFINED		-60,700.00	-64,700.00	-5,984.07	-705.16	.00	-58,715.93	9.2%

300 CAPITAL PROJECTS

30730093 561400	PROFESSIONAL SERVI	700.00	135,700.00	61,571.90	10,025.94	74,128.10	.00	100.0
30730093 610000	BUILDINGS	60,000.00	.00	.00	.00	.00	.00	.0
TOTAL CAPITAL PROJECTS		60,700.00	135,700.00	61,571.90	10,025.94	74,128.10	.00	100.0%
TOTAL CRTS RENOVATIONS #2		.00	71,000.00	55,587.83	9,320.78	74,128.10	-58,715.93	182.7%
TOTAL REVENUES		-60,700.00	-64,700.00	-5,984.07	-705.16	.00	-58,715.93	
TOTAL EXPENSES		60,700.00	135,700.00	61,571.90	10,025.94	74,128.10	.00	

BUDGET SUMMARIES REPORT
ACCOUNT SUMMARY APRIL 2022

FOR 2022 07

308	VENUE CAPITAL PROJECT	ORIGINAL APPROP	REVISED BUDGET	YTD ACTUAL	MTD ACTUAL	ENCUMBRANCES	AVAILABLE BUDGET	PCT USE/COL
308 VENUE CAPITAL PROJECT								
000 UNDEFINED								
308 470000	INTEREST INCOME	-5,000.00	-5,000.00	-7,096.48	-465.29	.00	2,096.48	141.9
308 736100	DRAW FROM RESERVES	-3,000,000.00	-3,000,000.00	.00	.00	.00	-3,000,000.00	.0
TOTAL UNDEFINED		-3,005,000.00	-3,005,000.00	-7,096.48	-465.29	.00	-2,997,903.52	.2%
300 CAPITAL PROJECTS								
30830093 561400	PROFESSIONAL SERVI	3,000,000.00	3,000,000.00	1,843,468.52	276,071.42	1,186,531.48	-30,000.00	101.0
30830093 599900	OTHER CHARGES	5,000.00	5,000.00	.00	.00	.00	5,000.00	.0
TOTAL CAPITAL PROJECTS		3,005,000.00	3,005,000.00	1,843,468.52	276,071.42	1,186,531.48	-25,000.00	100.8%
TOTAL VENUE CAPITAL PROJECT		.00	.00	1,836,372.04	275,606.13	1,186,531.48	-3,022,903.52	100.0%
TOTAL REVENUES		-3,005,000.00	-3,005,000.00	-7,096.48	-465.29	.00	-2,997,903.52	
TOTAL EXPENSES		3,005,000.00	3,005,000.00	1,843,468.52	276,071.42	1,186,531.48	-25,000.00	
401 EMPLOYEE HEALTH BENEFIT								
000 UNDEFINED								
401 470000	INTEREST INCOME	-20,000.00	-20,000.00	-18,620.60	-2,190.97	.00	-1,379.40	93.1
401 480600	INSURANCE REIMBURSEMENT	-50,000.00	-50,000.00	-15.52	.00	.00	-49,984.48	.0
401 483010	SURVIVOR SB872 INSURANC	-8,000.00	-8,000.00	.00	.00	.00	-8,000.00	.0
401 483100	COBRA INSURANCE PREMIUM	-20,000.00	-20,000.00	-2,101.88	-275.18	.00	-17,898.12	10.5
401 483200	RETIREE INSURANCE PREMI	-120,000.00	-120,000.00	-72,759.90	-12,434.90	.00	-47,240.10	60.6
401 484400	STOP LOSS REIMBURSEMENT	-250,000.00	-250,000.00	.00	.00	.00	-250,000.00	.0
401 485100	EMPLOYEE MEDICAL SHARE	-1,700,000.00	-1,700,000.00	-900,910.12	-126,971.82	.00	-799,089.88	53.0
401 485200	COUNTY MEDICAL SHARE	-10,614,000.00	-10,614,000.00	-5,368,008.54	-736,229.90	.00	-5,245,991.46	50.6
401 489900	OTHER REVENUE	-25,000.00	-25,000.00	.00	.00	.00	-25,000.00	.0
401 736100	DRAW FROM RESERVES	-1,154,140.00	-1,154,140.00	.00	.00	.00	-1,154,140.00	.0
TOTAL UNDEFINED		-13,961,140.00	-13,961,140.00	-6,362,416.56	-878,102.77	.00	-7,598,723.44	45.6%
400 BENEFITS								

BUDGET SUMMARIES REPORT
ACCOUNT SUMMARY APRIL 2022

FOR 2022 07

	ORIGINAL APPROP	REVISED BUDGET	YTD ACTUAL	MTD ACTUAL	ENCUMBRANCES	AVAILABLE BUDGET	PCT USE/COL
40140094 561400 PROFESSIONAL SERVI	40,000.00	40,000.00	30,000.00	.00	.00	10,000.00	75.0
40140094 562200 CONTRACT SERVICES	705,000.00	705,000.00	407,391.70	92,795.64	265,608.30	32,000.00	95.5
40140094 581510 EMPLOYEE HEALTH BE	11,846,140.00	11,846,140.00	4,335,081.21	682,430.67	5,290,823.57	2,220,235.22	81.3
40140094 581600 HSA EMPLOYER CONTR	450,000.00	450,000.00	366,055.42	8,576.60	.00	83,944.58	81.3
40140094 581700 RETIREE HRA PAYMEN	170,000.00	170,000.00	117,605.52	9,913.67	.00	52,394.48	69.2
40140094 581800 MEDICAL STOP LOSS	750,000.00	750,000.00	476,360.89	.00	273,639.11	.00	100.0
TOTAL BENEFITS	13,961,140.00	13,961,140.00	5,732,494.74	793,716.58	5,830,070.98	2,398,574.28	82.8%
TOTAL EMPLOYEE HEALTH BENEFIT	.00	.00	-629,921.82	-84,386.19	5,830,070.98	-5,200,149.16	100.0%
TOTAL REVENUES	-13,961,140.00	-13,961,140.00	-6,362,416.56	-878,102.77	.00	-7,598,723.44	
TOTAL EXPENSES	13,961,140.00	13,961,140.00	5,732,494.74	793,716.58	5,830,070.98	2,398,574.28	

403 WORKERS COMPENSATION

000 UNDEFINED

403 470000 INTEREST INCOME	-15,000.00	-15,000.00	-25,131.83	-3,157.21	.00	10,131.83	167.5
403 480600 INSURANCE REIMBURSEMENT	-10,000.00	-10,000.00	-283.24	-9.00	.00	-9,716.76	2.8
403 485210 COUNTY W/C SHARE	-1,500,000.00	-1,500,000.00	-1,046,514.08	-214,852.14	.00	-453,485.92	69.8
403 489900 OTHER REVENUE	-500.00	-500.00	-145.42	-57.34	.00	-354.58	29.1
TOTAL UNDEFINED	-1,525,500.00	-1,525,500.00	-1,072,074.57	-218,075.69	.00	-453,425.43	70.3%

400 BENEFITS

40340094 520100 SUPPLIES/OTH OPER	500.00	500.00	.00	.00	.00	500.00	.0
40340094 562200 CONTRACT SERVICES	75,000.00	75,000.00	13,632.00	.00	26,368.00	35,000.00	53.3
40340094 580110 INSURANCE PREMIUM	250,000.00	250,000.00	180,022.00	.00	.00	69,978.00	72.0
40340094 581520 WORKERS COMP CLAIM	1,200,000.00	1,200,000.00	299,451.92	29,905.57	154,111.00	746,437.08	37.8
TOTAL BENEFITS	1,525,500.00	1,525,500.00	493,105.92	29,905.57	180,479.00	851,915.08	44.2%
TOTAL WORKERS COMPENSATION	.00	.00	-578,968.65	-188,170.12	180,479.00	398,489.65	100.0%
TOTAL REVENUES	-1,525,500.00	-1,525,500.00	-1,072,074.57	-218,075.69	.00	-453,425.43	
TOTAL EXPENSES	1,525,500.00	1,525,500.00	493,105.92	29,905.57	180,479.00	851,915.08	

GRAND TOTAL .00 -1,052,884.00 -61,312,829.96 8,068,423.53 33,022,803.93 27,237,142.03 2686.9%

** END OF REPORT - Generated by Scott, Rhonda **

Budget Report

For Fiscal: 2021-2022 Period Ending 04/30/22

Group/Fund Summary

BUDGET SUMMARIES REPORT
GROUP SUMMARY APRIL 2022

FOR 2022 07

	ORIGINAL APPROP	REVISED BUDGET	YTD ACTUAL	MTD ACTUAL	ENCUMBRANCES	AVAILABLE BUDGET	PCT USE/COL
011 GENERAL FUND							
000 UNDEFINED	-109,710,226.00	-110,710,828.00	-81,149,045.32	-3,354,893.47	2,644.59	-29,564,427.27	73.3%
001 COMMISSIONERS' COURT	691,903.00	691,903.00	390,434.11	76,685.51	2,671.59	298,797.30	56.8%
002 COUNTY JUDGE	268,896.00	268,896.00	157,870.29	32,931.85	675.39	110,350.32	59.0%
003 COUNTY CLERK	1,386,560.00	1,386,560.00	673,014.92	129,432.75	15,899.88	697,645.20	49.7%
005 INFORMATION TECHNOLOGY SER	8,815,089.00	8,815,089.00	3,752,541.23	654,950.54	683,348.19	4,379,199.58	50.3%
007 NON DEPARTMENTAL	11,328,397.00	3,245,977.00	1,808,917.35	103,177.39	796,782.94	640,276.71	80.3%
009 TREASURER	405,772.00	405,772.00	233,439.88	46,691.82	1,496.16	170,835.96	57.9%
010 TAX ASSESSOR/COLLECTOR	2,095,860.00	2,097,660.00	1,079,953.15	214,144.27	22,273.47	995,433.38	52.5%
011 PURCHASING	519,823.00	519,823.00	286,902.77	53,591.79	12,590.16	220,330.07	57.6%
012 AUDITOR	1,274,200.00	1,274,200.00	629,131.96	120,378.75	8,381.81	636,686.23	50.0%
013 HUMAN RESOURCES	912,672.00	912,672.00	411,361.51	72,508.79	94,073.42	407,237.07	55.4%
014 COURTS	4,650,432.00	4,650,432.00	2,576,126.38	495,464.70	19,306.54	2,054,999.08	55.8%
015 APPELLATE COURTS	23,604.00	23,604.00	13,356.24	2,665.36	.00	10,247.76	56.6%
023 DISTRICT CLERK	1,894,073.00	1,894,073.00	973,044.58	198,115.85	35,135.00	885,893.42	53.2%
030 JUDICIAL COMPLIANCE	402,409.00	402,409.00	206,909.26	41,916.96	2,746.18	192,753.56	52.1%
031 JUSTICE OF THE PEACE PCT 1	350,314.00	350,314.00	211,737.34	42,054.66	2,772.96	135,803.70	61.2%
032 JUSTICE OF THE PEACE PCT 2	330,431.00	330,431.00	175,768.27	35,952.81	2,795.28	151,867.45	54.0%
033 JUSTICE OF THE PEACE PCT 3	373,920.00	373,920.00	209,441.41	42,351.00	311.59	164,167.00	56.1%
034 JUSTICE OF THE PEACE PCT 4	357,734.00	357,734.00	218,411.28	43,736.47	3,352.35	135,970.37	62.0%
038 CENTRAL JURY	404,950.00	404,950.00	116,256.47	29,176.91	15,673.52	273,020.01	32.6%
039 JUDICIAL	6,712,608.00	6,334,996.00	3,407,943.47	105,874.53	1,713,161.72	1,213,890.81	80.8%
040 DISTRICT ATTORNEY	7,615,727.00	7,720,727.00	4,082,399.08	826,071.96	307,865.25	3,330,462.67	56.9%
041 CONSTABLE PCT 1	106,202.00	106,202.00	48,961.53	12,138.75	4,590.50	52,649.97	50.4%
042 CONSTABLE PCT 2	85,557.00	85,557.00	49,768.33	10,069.66	1,430.03	34,358.64	59.8%
043 CONSTABLE PCT 3	86,840.00	86,840.00	43,628.95	8,685.35	4,065.94	39,145.11	54.9%
044 CONSTABLE PCT 4	134,754.00	134,754.00	48,241.12	9,651.61	45,439.68	41,073.20	69.5%
045 MEDICAL EXAMINER	2,691,656.00	2,700,316.00	1,274,698.12	188,772.20	882,163.26	543,454.62	79.9%
046 SHERIFF	15,368,045.00	17,915,182.00	9,057,235.02	1,771,326.00	1,773,683.28	7,084,263.70	60.5%
047 DETENTION CENTER	27,091,613.00	32,374,015.00	17,597,262.68	3,571,047.98	1,900,980.29	12,875,772.03	60.2%
048 INMATE TRANSPORTATION	151,100.00	301,100.00	153,587.16	9,269.76	75,949.16	71,563.68	76.2%
049 PUBLIC SAFETY	1,757,443.00	1,757,443.00	1,428,644.65	44.40	222,664.02	106,134.33	94.0%
057 COMM SUPERVISION & CORRECT	29,504.00	29,504.00	4,351.83	183.80	2,841.97	22,310.20	24.4%
061 FACILITY MAINTENANCE	6,508,352.00	6,673,385.00	3,422,097.49	606,356.13	657,459.79	2,593,827.72	61.1%
064 AUTO THEFT TASK FORCE	17,000.00	17,000.00	10,508.55	.00	2,360.12	4,131.33	75.7%
068 GENERAL ASSISTANCE	1,876,464.00	1,522,882.00	647,909.26	106,041.62	982.92	873,989.82	42.6%
070 VETERAN'S AFFAIRS	64,997.00	64,997.00	39,927.41	7,967.13	.00	25,069.59	61.4%
072 TEXAS AgriLIFE EXT	356,486.00	356,486.00	159,751.44	30,762.22	9,079.66	187,654.90	47.4%
077 ELECTIONS	1,857,300.00	2,057,300.00	1,113,337.21	106,896.41	257,862.79	686,100.00	66.7%
089 LIBRARY SERVICES	237,105.00	237,105.00	217,074.00	4,560.00	.00	20,031.00	91.6%
090 PUBLIC WORKS	474,434.00	474,434.00	240,252.62	61,072.12	5,421.37	228,760.01	51.8%
TOTAL REVENUES	-126,070,730.00	-127,071,332.00	-94,018,556.11	-4,021,925.03	2,644.59	-33,055,420.48	
TOTAL EXPENSES	126,070,730.00	125,717,148.00	70,041,709.11	10,539,751.37	9,588,288.18	46,087,150.71	

BUDGET SUMMARIES REPORT
GROUP SUMMARY APRIL 2022

FOR 2022 07

020	CONSOLIDATED ROAD AND BRIDGE	ORIGINAL APPROP	REVISED BUDGET	YTD ACTUAL	MTD ACTUAL	ENCUMBRANCES	AVAILABLE BUDGET	PCT USE/COL
020 CONSOLIDATED ROAD AND BRIDGE								
000	UNDEFINED	-10,015,870.00	-10,049,870.00	-7,482,483.14	-223,469.47	.00	-2,567,386.86	74.5%
190	CONSOLIDATED ROAD AND BRID	10,015,870.00	10,049,870.00	4,530,860.50	695,412.20	1,629,700.99	3,889,308.51	61.3%
	TOTAL REVENUES	-10,015,870.00	-10,049,870.00	-7,482,483.14	-223,469.47	.00	-2,567,386.86	
	TOTAL EXPENSES	10,015,870.00	10,049,870.00	4,530,860.50	695,412.20	1,629,700.99	3,889,308.51	
031 PRECINCT 1 PARK								
000	UNDEFINED	-125,682.00	-91,682.00	-34,449.57	-2,458.89	.00	-57,232.43	37.6%
191	PRECINCT 1 PARK	125,682.00	91,682.00	32,323.72	6,078.23	7,380.02	51,978.26	43.3%
	TOTAL REVENUES	-184,166.00	-184,166.00	-126,933.57	-2,458.89	.00	-57,232.43	
	TOTAL EXPENSES	184,166.00	184,166.00	124,807.72	6,078.23	7,380.02	51,978.26	
032 SLATON/ROOSEVELT PARK								
000	UNDEFINED	-309,924.00	-196,924.00	-121,619.15	-1,554.48	.00	-75,304.85	61.8%
192	PRECINCT 2 PARK	309,924.00	196,924.00	43,843.25	7,648.74	76,349.77	76,730.98	61.0%
	TOTAL REVENUES	-309,924.00	-196,924.00	-121,619.15	-1,554.48	.00	-75,304.85	
	TOTAL EXPENSES	309,924.00	196,924.00	43,843.25	7,648.74	76,349.77	76,730.98	
033 IDALOU/NEW DEAL PARK								
000	UNDEFINED	-133,776.00	-133,776.00	-61,796.52	-1,864.63	.00	-71,979.48	46.2%
193	PRECINCT 3 PARK	133,776.00	133,776.00	30,871.44	5,851.68	46,766.67	56,137.89	58.0%
	TOTAL REVENUES	-192,260.00	-192,260.00	-120,280.52	-1,864.63	.00	-71,979.48	
	TOTAL EXPENSES	192,260.00	192,260.00	89,355.44	5,851.68	46,766.67	56,137.89	
034 SHALLOWATER PARK								
000	UNDEFINED	-237,242.00	-237,242.00	-61,787.43	-1,621.70	.00	-175,454.57	26.0%
194	PRECINCT 4 PARK	237,242.00	237,242.00	17,397.97	3,100.37	10,858.67	208,985.36	11.9%
	TOTAL REVENUES	-295,726.00	-295,726.00	-120,271.43	-1,621.70	.00	-175,454.57	
	TOTAL EXPENSES	295,726.00	295,726.00	75,881.97	3,100.37	10,858.67	208,985.36	
041 PERMANENT IMPROVEMENT								

BUDGET SUMMARIES REPORT
GROUP SUMMARY APRIL 2022

FOR 2022 07

041	PERMANENT IMPROVEMENT	ORIGINAL APPROP	REVISED BUDGET	YTD ACTUAL	MTD ACTUAL	ENCUMBRANCES	AVAILABLE BUDGET	PCT USE/COL
000	UNDEFINED	-7,298,125.00	-7,298,125.00	-5,003,954.72	-63,678.01	.00	-2,294,170.28	68.6%
061	FACILITY MAINTENANCE	7,298,125.00	7,298,125.00	1,733,449.17	341,670.84	1,651,962.13	3,912,713.70	46.4%
	TOTAL REVENUES	-7,298,125.00	-7,298,125.00	-5,003,954.72	-63,678.01	.00	-2,294,170.28	
	TOTAL EXPENSES	7,298,125.00	7,298,125.00	1,733,449.17	341,670.84	1,651,962.13	3,912,713.70	
043 LCETRZ NOI TAX INCREMENT FUND								
000	UNDEFINED	-189,025.00	-189,025.00	-188,848.89	-73.83	.00	-176.11	99.9%
090	PUBLIC WORKS	189,025.00	189,025.00	.00	.00	.00	189,025.00	.0%
	TOTAL REVENUES	-189,025.00	-189,025.00	-188,848.89	-73.83	.00	-176.11	
	TOTAL EXPENSES	189,025.00	189,025.00	.00	.00	.00	189,025.00	
046 TJJD (P) JJAEP GRANT								
000	UNDEFINED	-80,000.00	-80,000.00	-34,145.50	-4,644.00	.00	-45,854.50	42.7%
051	JUVENILE PROBATION	80,000.00	80,000.00	.00	.00	.00	80,000.00	.0%
	TOTAL REVENUES	-80,000.00	-80,000.00	-34,145.50	-4,644.00	.00	-45,854.50	
	TOTAL EXPENSES	80,000.00	80,000.00	.00	.00	.00	80,000.00	
047 TJJD (R) REG DIVERSION GRANT								
000	UNDEFINED	-15,628.00	-15,628.00	-12,793.98	.00	.00	-2,834.02	81.9%
051	JUVENILE PROBATION	15,628.00	15,628.00	12,793.98	.00	.00	2,834.02	81.9%
	TOTAL REVENUES	-15,628.00	-15,628.00	-12,793.98	.00	.00	-2,834.02	
	TOTAL EXPENSES	15,628.00	15,628.00	12,793.98	.00	.00	2,834.02	
049 TJJD (S) PREV/INTER GRANT								
000	UNDEFINED	.00	-66,000.00	-49,500.00	-5,500.00	.00	-16,500.00	75.0%
051	JUVENILE PROBATION	.00	66,000.00	.00	.00	.00	66,000.00	.0%
	TOTAL REVENUES	.00	-66,000.00	-49,500.00	-5,500.00	.00	-16,500.00	
	TOTAL EXPENSES	.00	66,000.00	.00	.00	.00	66,000.00	
050 JUVENILE STAR PROGRAM								

BUDGET SUMMARIES REPORT
GROUP SUMMARY APRIL 2022

FOR 2022 07

050	JUVENILE STAR PROGRAM	ORIGINAL APPROP	REVISED BUDGET	YTD ACTUAL	MTD ACTUAL	ENCUMBRANCES	AVAILABLE BUDGET	PCT USE/COL
000	UNDEFINED	-625,490.00	-625,490.00	-600,000.00	-600,000.00	.00	-25,490.00	95.9%
051	JUVENILE PROBATION	625,490.00	625,490.00	331,308.11	68,269.68	3,102.39	291,079.50	53.5%
	TOTAL REVENUES	-625,490.00	-625,490.00	-600,000.00	-600,000.00	.00	-25,490.00	
	TOTAL EXPENSES	625,490.00	625,490.00	331,308.11	68,269.68	3,102.39	291,079.50	
051 JUVENILE PROBATION								
000	UNDEFINED	-2,447,437.00	-2,447,437.00	-4,493,792.45	-491,352.68	.00	2,046,355.45	183.6%
051	JUVENILE PROBATION	2,447,437.00	2,447,437.00	1,173,333.01	225,461.75	91,369.49	1,182,734.50	51.7%
	TOTAL REVENUES	-8,048,144.00	-8,048,144.00	-4,668,792.45	-666,352.68	.00	-3,379,351.55	
	TOTAL EXPENSES	8,048,144.00	8,048,144.00	1,348,333.01	400,461.75	91,369.49	6,608,441.50	
054 TJJD (A) JUV PROB COMM GRANT								
000	UNDEFINED	-2,110,453.00	-2,142,453.00	-1,203,098.27	-138,772.00	.00	-939,354.73	56.2%
051	JUVENILE PROBATION	2,110,453.00	2,142,453.00	846,550.62	155,554.11	89,597.98	1,206,304.40	43.7%
	TOTAL REVENUES	-2,110,453.00	-2,142,453.00	-1,203,098.27	-138,772.00	.00	-939,354.73	
	TOTAL EXPENSES	2,110,453.00	2,142,453.00	846,550.62	155,554.11	89,597.98	1,206,304.40	
055 JUVENILE DETENTION								
000	UNDEFINED	-5,103,377.00	-5,103,377.00	-436,255.00	-79,310.00	.00	-4,667,122.00	8.5%
051	JUVENILE PROBATION	5,103,377.00	5,103,377.00	2,039,538.95	390,499.24	77,006.30	2,986,831.75	41.5%
	TOTAL REVENUES	-5,103,377.00	-5,103,377.00	-436,255.00	-79,310.00	.00	-4,667,122.00	
	TOTAL EXPENSES	5,103,377.00	5,103,377.00	2,039,538.95	390,499.24	77,006.30	2,986,831.75	
057 JUVENILE FOOD SERVICE								
000	UNDEFINED	-388,412.00	-388,412.00	-72,059.89	-6,405.19	.00	-316,352.11	18.6%
051	JUVENILE PROBATION	388,412.00	388,412.00	209,575.63	47,699.14	72,871.54	105,964.83	72.7%
	TOTAL REVENUES	-388,412.00	-388,412.00	-72,059.89	-6,405.19	.00	-316,352.11	
	TOTAL EXPENSES	388,412.00	388,412.00	209,575.63	47,699.14	72,871.54	105,964.83	
064 TJJD (E) TITLE IV E GRANT								

BUDGET SUMMARIES REPORT
GROUP SUMMARY APRIL 2022

FOR 2022 07

064	TJJJ (E) TITLE IV E GRANT	ORIGINAL APPROP	REVISED BUDGET	YTD ACTUAL	MTD ACTUAL	ENCUMBRANCES	AVAILABLE BUDGET	PCT USE/COL
000 UNDEFINED		-204,400.00	-204,400.00	-3,118.91	.00	.00	-201,281.09	1.5%
051 JUVENILE PROBATION		204,400.00	204,400.00	.00	.00	.00	204,400.00	.0%
	TOTAL REVENUES	-204,400.00	-204,400.00	-3,118.91	.00	.00	-201,281.09	
	TOTAL EXPENSES	204,400.00	204,400.00	.00	.00	.00	204,400.00	
066 CJD RE ENTRY DRUG COURT GRANT								
000 UNDEFINED		-40,943.00	-40,943.00	.00	.00	.00	-40,943.00	.0%
014 COURTS		40,943.00	40,943.00	737.21	737.21	.00	40,205.79	1.8%
	TOTAL REVENUES	-40,943.00	-40,943.00	.00	.00	.00	-40,943.00	
	TOTAL EXPENSES	40,943.00	40,943.00	737.21	737.21	.00	40,205.79	
067 CJD DWI COURT GRANT								
000 UNDEFINED		-32,951.00	-32,951.00	-2,715.12	.00	.00	-30,235.88	8.2%
014 COURTS		32,951.00	32,951.00	4,486.12	1,771.00	2,669.00	25,795.88	21.7%
	TOTAL REVENUES	-32,951.00	-32,951.00	-2,715.12	.00	.00	-30,235.88	
	TOTAL EXPENSES	32,951.00	32,951.00	4,486.12	1,771.00	2,669.00	25,795.88	
070 ON LINE ACCESS								
000 UNDEFINED		-185,000.00	-185,000.00	-7,888.32	-121.32	.00	-177,111.68	4.3%
014 COURTS		185,000.00	185,000.00	699.05	73.74	4,660.00	179,640.95	2.9%
	TOTAL REVENUES	-185,000.00	-185,000.00	-7,888.32	-121.32	.00	-177,111.68	
	TOTAL EXPENSES	185,000.00	185,000.00	699.05	73.74	4,660.00	179,640.95	
072 CJD DRUG COURT GRANT								
000 UNDEFINED		-44,092.00	-44,092.00	-6,285.10	.00	.00	-37,806.90	14.3%
014 COURTS		44,092.00	44,092.00	10,062.10	3,777.00	517.50	33,512.40	24.0%
	TOTAL REVENUES	-44,092.00	-44,092.00	-6,285.10	.00	.00	-37,806.90	
	TOTAL EXPENSES	44,092.00	44,092.00	10,062.10	3,777.00	517.50	33,512.40	
074 COUNTY DRUG COURT COURT COST								

BUDGET SUMMARIES REPORT
GROUP SUMMARY APRIL 2022

FOR 2022 07

074	COUNTY DRUG COURT COURT COST	ORIGINAL APPROP	REVISED BUDGET	YTD ACTUAL	MTD ACTUAL	ENCUMBRANCES	AVAILABLE BUDGET	PCT USE/COL
000 UNDEFINED		-33,240.00	-33,240.00	-11,164.75	-93.20	.00	-22,075.25	33.6%
014 COURTS		33,240.00	33,240.00	104.17	.00	423.81	32,712.02	1.6%
	TOTAL REVENUES	-33,240.00	-33,240.00	-11,164.75	-93.20	.00	-22,075.25	
	TOTAL EXPENSES	33,240.00	33,240.00	104.17	.00	423.81	32,712.02	
075 DISPUTE RESOLUTION								
000 UNDEFINED		-370,298.00	-370,298.00	-160,082.71	-32,109.77	.00	-210,215.29	43.2%
075 DISPUTE RESOLUTION		370,298.00	370,298.00	199,851.67	37,147.76	5,689.86	164,756.47	55.5%
	TOTAL REVENUES	-371,350.00	-371,350.00	-186,080.29	-32,109.77	.00	-185,269.71	
	TOTAL EXPENSES	371,350.00	371,350.00	225,849.25	37,147.76	5,689.86	139,810.89	
076 USDA AG MEDIATION GRANT								
000 UNDEFINED		-420,000.00	-420,000.00	-86,792.20	-12.50	.00	-333,207.80	20.7%
076 USDA AG MEDIATION GRANT		420,000.00	420,000.00	105,988.96	19,592.17	441.71	313,569.33	25.3%
	TOTAL REVENUES	-420,000.00	-420,000.00	-86,792.20	-12.50	.00	-333,207.80	
	TOTAL EXPENSES	420,000.00	420,000.00	105,988.96	19,592.17	441.71	313,569.33	
077 DOMESTIC RELATIONS OFFICE								
000 UNDEFINED		-227,110.00	-227,110.00	-106,191.47	-16,936.05	.00	-120,918.53	46.8%
075 DISPUTE RESOLUTION		227,110.00	232,910.00	86,077.05	15,086.92	5,455.79	141,377.16	39.3%
	TOTAL REVENUES	-227,110.00	-227,110.00	-106,191.47	-16,936.05	.00	-120,918.53	
	TOTAL EXPENSES	227,110.00	232,910.00	86,077.05	15,086.92	5,455.79	141,377.16	
078 MEDIATION & MENTAL HEALTH GRAN								
000 UNDEFINED		-14,602.00	-14,602.00	-6,626.70	.00	.00	-7,975.30	45.4%
076 USDA AG MEDIATION GRANT		14,602.00	14,602.00	6,626.70	.00	.00	7,975.30	45.4%
	TOTAL REVENUES	-14,602.00	-14,602.00	-6,626.70	.00	.00	-7,975.30	
	TOTAL EXPENSES	14,602.00	14,602.00	6,626.70	.00	.00	7,975.30	
079 VENUE HOT & STVR TAX								

BUDGET SUMMARIES REPORT
GROUP SUMMARY APRIL 2022

FOR 2022 07

079	VENUE HOT & STVR TAX	ORIGINAL APPROP	REVISED BUDGET	YTD ACTUAL	MTD ACTUAL	ENCUMBRANCES	AVAILABLE BUDGET	PCT USE/COL
000 UNDEFINED		-1,735,048.00	-1,735,048.00	-1,175,400.84	-308,319.38	.00	-559,647.16	67.7%
001 COMMISSIONERS' COURT		1,735,048.00	1,735,048.00	245.00	.00	.00	1,734,803.00	.0%
	TOTAL REVENUES	-2,345,000.00	-2,345,000.00	-1,480,126.59	-308,319.38	.00	-864,873.41	
	TOTAL EXPENSES	2,345,000.00	2,345,000.00	304,970.75	.00	.00	2,040,029.25	
081 LAW LIBRARY								
000 UNDEFINED		-202,875.00	-202,875.00	-120,026.32	-10,654.24	.00	-82,848.68	59.2%
081 LAW LIBRARY		202,875.00	202,875.00	134,343.02	15,887.37	32,247.87	36,284.11	82.1%
	TOTAL REVENUES	-202,875.00	-202,875.00	-120,026.32	-10,654.24	.00	-82,848.68	
	TOTAL EXPENSES	202,875.00	202,875.00	134,343.02	15,887.37	32,247.87	36,284.11	
083 ELECTION SERVICES								
000 UNDEFINED		-769,775.00	-769,775.00	.00	.00	.00	-769,775.00	.0%
077 ELECTIONS		769,775.00	769,775.00	215,469.86	18,878.50	305,144.72	249,160.42	67.6%
	TOTAL REVENUES	-769,775.00	-769,775.00	.00	.00	.00	-769,775.00	
	TOTAL EXPENSES	769,775.00	769,775.00	215,469.86	18,878.50	305,144.72	249,160.42	
084 HELP AMERICA VOTE ACT								
000 UNDEFINED		.00	.00	-4,024,697.00	.00	.00	4,024,697.00	100.0%
	TOTAL REVENUES	.00	.00	-4,024,697.00	.00	.00	4,024,697.00	
085 ELECTION ADMINISTRATION								
000 UNDEFINED		-64,000.00	-64,000.00	-640.42	-76.97	.00	-63,359.58	1.0%
077 ELECTIONS		64,000.00	64,000.00	21,044.75	.00	.00	42,955.25	32.9%
	TOTAL REVENUES	-64,000.00	-64,000.00	-640.42	-76.97	.00	-63,359.58	
	TOTAL EXPENSES	64,000.00	64,000.00	21,044.75	.00	.00	42,955.25	
086 ELECTION EQUIPMENT								
000 UNDEFINED		-75,100.00	-75,100.00	-773.83	-79.21	.00	-74,326.17	1.0%

BUDGET SUMMARIES REPORT
GROUP SUMMARY APRIL 2022

FOR 2022 07

	ORIGINAL APPROP	REVISED BUDGET	YTD ACTUAL	MTD ACTUAL	ENCUMBRANCES	AVAILABLE BUDGET	PCT USE/COL
077 ELECTIONS	75,100.00	79,600.00	79,500.00	.00	.00	100.00	99.9%
TOTAL REVENUES	-75,100.00	-75,100.00	-773.83	-79.21	.00	-74,326.17	
TOTAL EXPENSES	75,100.00	79,600.00	79,500.00	.00	.00	100.00	
090 DIST CLK RECORDS MGT. AND PRES							
000 UNDEFINED	-41,701.00	-41,701.00	-4,939.61	-162.96	.00	-36,761.39	11.8%
023 DISTRICT CLERK	41,701.00	41,701.00	6,756.11	1,611.54	1,646.00	33,298.89	20.1%
TOTAL REVENUES	-41,701.00	-41,701.00	-4,939.61	-162.96	.00	-36,761.39	
TOTAL EXPENSES	41,701.00	41,701.00	6,756.11	1,611.54	1,646.00	33,298.89	
091 CTY CLK RECORDS MGT. AND PRES							
000 UNDEFINED	-645,992.00	-645,992.00	-382,667.52	-66,144.37	.00	-263,324.48	59.2%
003 COUNTY CLERK	645,992.00	645,992.00	37,306.85	5,460.87	.00	608,685.15	5.8%
TOTAL REVENUES	-645,992.00	-645,992.00	-382,667.52	-66,144.37	.00	-263,324.48	
TOTAL EXPENSES	645,992.00	645,992.00	37,306.85	5,460.87	.00	608,685.15	
092 CTY RECORDS MGT. AND PRES							
000 UNDEFINED	-82,948.00	-82,948.00	-60,166.00	-9,035.70	.00	-22,782.00	72.5%
001 COMMISSIONERS' COURT	82,948.00	82,948.00	44,004.29	8,782.12	.00	38,943.71	53.1%
TOTAL REVENUES	-82,948.00	-82,948.00	-60,166.00	-9,035.70	.00	-22,782.00	
TOTAL EXPENSES	82,948.00	82,948.00	44,004.29	8,782.12	.00	38,943.71	
093 COURTHOUSE SECURITY							
000 UNDEFINED	-110,000.00	-110,000.00	-83,559.94	-12,710.46	.00	-26,440.06	76.0%
046 SHERIFF	110,000.00	110,000.00	114,830.15	24,236.53	4,916.63	-9,746.78	108.9%
TOTAL REVENUES	-110,000.00	-110,000.00	-83,559.94	-12,710.46	.00	-26,440.06	
TOTAL EXPENSES	110,000.00	110,000.00	114,830.15	24,236.53	4,916.63	-9,746.78	
094 COURT RECORD PRESERVATION							

BUDGET SUMMARIES REPORT
GROUP SUMMARY APRIL 2022

FOR 2022 07

094	COURT RECORD PRESERVATION	ORIGINAL APPROP	REVISED BUDGET	YTD ACTUAL	MTD ACTUAL	ENCUMBRANCES	AVAILABLE BUDGET	PCT USE/COL
000	UNDEFINED	-48,600.00	-48,600.00	-12,385.62	-203.12	.00	-36,214.38	25.5%
001	COMMISSIONERS' COURT	48,600.00	48,600.00	.00	.00	7,339.03	41,260.97	15.1%
	TOTAL REVENUES	-48,600.00	-48,600.00	-12,385.62	-203.12	.00	-36,214.38	
	TOTAL EXPENSES	48,600.00	48,600.00	.00	.00	7,339.03	41,260.97	
095 LOCAL TRUANCY PREVENT & DIVERS								
000	UNDEFINED	-19,333.00	-19,333.00	-6,997.13	-10.83	.00	-12,335.87	36.2%
001	COMMISSIONERS' COURT	19,333.00	19,333.00	.00	.00	.00	19,333.00	.0%
	TOTAL REVENUES	-19,333.00	-19,333.00	-6,997.13	-10.83	.00	-12,335.87	
	TOTAL EXPENSES	19,333.00	19,333.00	.00	.00	.00	19,333.00	
096 HISTORICAL COMMISSION								
000	UNDEFINED	-6,150.00	-6,150.00	-5,592.72	-6.62	.00	-557.28	90.9%
001	COMMISSIONERS' COURT	6,150.00	6,150.00	526.46	.00	.00	5,623.54	8.6%
	TOTAL REVENUES	-6,150.00	-6,150.00	-5,592.72	-6.62	.00	-557.28	
	TOTAL EXPENSES	6,150.00	6,150.00	526.46	.00	.00	5,623.54	
097 CHILD ABUSE PREVENTION								
000	UNDEFINED	-5,025.00	-5,025.00	-269.09	-56.15	.00	-4,755.91	5.4%
001	COMMISSIONERS' COURT	5,025.00	5,025.00	.00	.00	.00	5,025.00	.0%
	TOTAL REVENUES	-5,025.00	-5,025.00	-269.09	-56.15	.00	-4,755.91	
	TOTAL EXPENSES	5,025.00	5,025.00	.00	.00	.00	5,025.00	
099 CTY/DIST COURT TECHNOLOGY								
000	UNDEFINED	-7,000.00	-7,000.00	-2,140.66	-57.51	.00	-4,859.34	30.6%
001	COMMISSIONERS' COURT	7,000.00	7,000.00	.00	.00	.00	7,000.00	.0%
	TOTAL REVENUES	-7,000.00	-7,000.00	-2,140.66	-57.51	.00	-4,859.34	
	TOTAL EXPENSES	7,000.00	7,000.00	.00	.00	.00	7,000.00	
102 DIST COURT RECORDS TECHNOLOGY								

BUDGET SUMMARIES REPORT
GROUP SUMMARY APRIL 2022

FOR 2022 07

102	DIST COURT RECORDS TECHNOLOGY	ORIGINAL APPROP	REVISED BUDGET	YTD ACTUAL	MTD ACTUAL	ENCUMBRANCES	AVAILABLE BUDGET	PCT USE/COL
000 UNDEFINED		-64,250.00	-64,250.00	-9,179.23	-222.10	.00	-55,070.77	14.3%
023 DISTRICT CLERK		64,250.00	64,250.00	.00	.00	.00	64,250.00	.0%
	TOTAL REVENUES	-64,250.00	-64,250.00	-9,179.23	-222.10	.00	-55,070.77	
	TOTAL EXPENSES	64,250.00	64,250.00	.00	.00	.00	64,250.00	
103 COUNTY CLERK RECORDS ARCHIVES								
000 UNDEFINED		-1,440,000.00	-1,440,000.00	-376,412.30	-65,182.76	.00	-1,063,587.70	26.1%
003 COUNTY CLERK		1,440,000.00	1,440,000.00	8,998.00	.00	55,602.00	1,375,400.00	4.5%
	TOTAL REVENUES	-1,440,000.00	-1,440,000.00	-376,412.30	-65,182.76	.00	-1,063,587.70	
	TOTAL EXPENSES	1,440,000.00	1,440,000.00	8,998.00	.00	55,602.00	1,375,400.00	
105 COMMUNITY/ECONOMIC DEV PRG								
000 UNDEFINED		-23,500.00	-23,500.00	-1,201.82	-142.03	.00	-22,298.18	5.1%
002 COUNTY JUDGE		23,500.00	23,500.00	11,000.00	10,000.00	2,750.00	9,750.00	58.5%
	TOTAL REVENUES	-23,500.00	-23,500.00	-1,201.82	-142.03	.00	-22,298.18	
	TOTAL EXPENSES	23,500.00	23,500.00	11,000.00	10,000.00	2,750.00	9,750.00	
106 AMERICAN RESCUE PLAN ACT								
000 UNDEFINED		-30,162,197.00	-30,162,194.00	-30,260,057.26	-8,630.77	.00	97,863.26	100.3%
001 COMMISSIONERS' COURT		30,162,197.00	30,162,194.00	5,228,169.69	339,019.10	7,801,962.27	17,132,062.04	43.2%
	TOTAL REVENUES	-30,162,197.00	-30,162,194.00	-30,260,057.26	-8,630.77	.00	97,863.26	
	TOTAL EXPENSES	30,162,197.00	30,162,194.00	5,228,169.69	339,019.10	7,801,962.27	17,132,062.04	
108 JP1 JUSTICE COURT TECHNOLOGY								
000 UNDEFINED		-58,153.00	-58,153.00	-2,689.78	-88.17	.00	-55,463.22	4.6%
001 COMMISSIONERS' COURT		58,153.00	58,153.00	4,147.31	3,606.67	4,532.85	49,472.84	14.9%
	TOTAL REVENUES	-58,153.00	-58,153.00	-2,689.78	-88.17	.00	-55,463.22	
	TOTAL EXPENSES	58,153.00	58,153.00	4,147.31	3,606.67	4,532.85	49,472.84	
109 JP2 JUSTICE COURT TECHNOLOGY								

BUDGET SUMMARIES REPORT
GROUP SUMMARY APRIL 2022

FOR 2022 07

109	JP2 JUSTICE COURT TECHNOLOGY	ORIGINAL APPROP	REVISED BUDGET	YTD ACTUAL	MTD ACTUAL	ENCUMBRANCES	AVAILABLE BUDGET	PCT USE/COL
000 UNDEFINED		-42,812.00	-42,812.00	-1,020.79	-93.63	.00	-41,791.21	2.4%
001 COMMISSIONERS' COURT		42,812.00	42,812.00	5,905.44	2,715.95	611.31	36,295.25	15.2%
	TOTAL REVENUES	-42,812.00	-42,812.00	-1,020.79	-93.63	.00	-41,791.21	
	TOTAL EXPENSES	42,812.00	42,812.00	5,905.44	2,715.95	611.31	36,295.25	
110 JP3 JUSTICE COURT TECHNOLOGY								
000 UNDEFINED		-15,700.00	-15,700.00	-1,355.53	-291.25	.00	-14,344.47	8.6%
001 COMMISSIONERS' COURT		15,700.00	15,700.00	814.00	148.00	556.00	14,330.00	8.7%
	TOTAL REVENUES	-15,700.00	-15,700.00	-1,355.53	-291.25	.00	-14,344.47	
	TOTAL EXPENSES	15,700.00	15,700.00	814.00	148.00	556.00	14,330.00	
111 JP4 JUSTICE COURT TECHNOLOGY								
000 UNDEFINED		-8,550.00	-8,550.00	-2,758.39	-92.30	.00	-5,791.61	32.3%
001 COMMISSIONERS' COURT		8,550.00	8,550.00	2,320.00	2,320.00	.00	6,230.00	27.1%
	TOTAL REVENUES	-8,550.00	-8,550.00	-2,758.39	-92.30	.00	-5,791.61	
	TOTAL EXPENSES	8,550.00	8,550.00	2,320.00	2,320.00	.00	6,230.00	
112 COURT FACILITY FEE								
000 UNDEFINED		.00	.00	-28,114.07	-5,889.70	.00	28,114.07	100.0%
	TOTAL REVENUES	.00	.00	-28,114.07	-5,889.70	.00	28,114.07	
115 LANGUAGE ACCESS								
000 UNDEFINED		.00	.00	-10,323.26	-2,622.58	.00	10,323.26	100.0%
	TOTAL REVENUES	.00	.00	-10,323.26	-2,622.58	.00	10,323.26	
122 SHERIFF CONTRABAND								
000 UNDEFINED		-263,500.00	-263,500.00	-140,695.10	.00	.00	-122,804.90	53.4%
046 SHERIFF		263,500.00	483,500.00	206,817.03	.00	3,141.25	273,541.72	43.4%
	TOTAL REVENUES	-263,500.00	-263,500.00	-140,695.10	.00	.00	-122,804.90	
	TOTAL EXPENSES	263,500.00	483,500.00	206,817.03	.00	3,141.25	273,541.72	

BUDGET SUMMARIES REPORT
GROUP SUMMARY APRIL 2022

FOR 2022 07

124	INMATE SUPPLY	ORIGINAL APPROP	REVISED BUDGET	YTD ACTUAL	MTD ACTUAL	ENCUMBRANCES	AVAILABLE BUDGET	PCT USE/COL
124 INMATE SUPPLY								
000	UNDEFINED	-864,000.00	-864,000.00	-511,488.23	.00	.00	-352,511.77	59.2%
047	DETENTION CENTER	864,000.00	864,000.00	324,710.64	.00	.00	539,289.36	37.6%
	TOTAL REVENUES	-864,000.00	-864,000.00	-511,488.23	.00	.00	-352,511.77	
	TOTAL EXPENSES	864,000.00	864,000.00	324,710.64	.00	.00	539,289.36	
126 VINE GRANT								
000	UNDEFINED	-30,171.00	-30,171.00	-15,071.84	.00	.00	-15,099.16	50.0%
046	SHERIFF	30,171.00	30,171.00	15,071.84	.00	15,071.84	27.32	99.9%
	TOTAL REVENUES	-30,171.00	-30,171.00	-15,071.84	.00	.00	-15,099.16	
	TOTAL EXPENSES	30,171.00	30,171.00	15,071.84	.00	15,071.84	27.32	
128 HOMELAND SECURITY GRANT								
000	UNDEFINED	-25,000.00	-155,466.00	-15,050.00	-2,550.00	.00	-140,416.00	9.7%
046	SHERIFF	25,000.00	155,466.00	15,050.00	2,550.00	84,043.24	56,372.76	63.7%
	TOTAL REVENUES	-25,000.00	-155,466.00	-15,050.00	-2,550.00	.00	-140,416.00	
	TOTAL EXPENSES	25,000.00	155,466.00	15,050.00	2,550.00	84,043.24	56,372.76	
129 HAZARD MITIGATION GRANT-EM								
000	UNDEFINED	.00	-243,600.00	.00	.00	.00	-243,600.00	.0%
046	SHERIFF	.00	243,600.00	37,992.00	.00	132,578.00	73,030.00	70.0%
	TOTAL REVENUES	.00	-243,600.00	.00	.00	.00	-243,600.00	
	TOTAL EXPENSES	.00	243,600.00	37,992.00	.00	132,578.00	73,030.00	
130 PROJECT SAFE NEIGHBORHOOD								
000	UNDEFINED	-89,839.00	-89,839.00	-19,566.54	-504.59	.00	-70,272.46	21.8%
046	SHERIFF	89,839.00	89,839.00	19,566.54	504.59	2,425.07	67,847.39	24.5%
	TOTAL REVENUES	-89,839.00	-89,839.00	-19,566.54	-504.59	.00	-70,272.46	
	TOTAL EXPENSES	89,839.00	89,839.00	19,566.54	504.59	2,425.07	67,847.39	
142 LEOSE SHERIFF								

BUDGET SUMMARIES REPORT
GROUP SUMMARY APRIL 2022

FOR 2022 07

142	LEOSE SHERIFF	ORIGINAL APPROP	REVISED BUDGET	YTD ACTUAL	MTD ACTUAL	ENCUMBRANCES	AVAILABLE BUDGET	PCT USE/COL
000 UNDEFINED		-120,688.00	-120,688.00	-21,717.04	-58.54	.00	-98,970.96	18.0%
046 SHERIFF		120,688.00	120,688.00	8,712.40	6,092.40	.00	111,975.60	7.2%
	TOTAL REVENUES	-120,688.00	-120,688.00	-21,717.04	-58.54	.00	-98,970.96	
	TOTAL EXPENSES	120,688.00	120,688.00	8,712.40	6,092.40	.00	111,975.60	
145 SHERIFF COMMISSARY SALARY								
000 UNDEFINED		-680,525.00	-680,525.00	-351,148.40	-57,543.51	.00	-329,376.60	51.6%
047 DETENTION CENTER		680,525.00	680,525.00	399,278.34	85,515.29	.00	281,246.66	58.7%
	TOTAL REVENUES	-680,525.00	-680,525.00	-351,148.40	-57,543.51	.00	-329,376.60	
	TOTAL EXPENSES	680,525.00	680,525.00	399,278.34	85,515.29	.00	281,246.66	
146 LECD EMER COMMUNICATION GRANT								
000 UNDEFINED		.00	-11,724.00	.00	.00	.00	-11,724.00	.0%
046 SHERIFF		.00	11,724.00	2,665.58	729.90	2,700.00	6,358.42	45.8%
	TOTAL REVENUES	.00	-11,724.00	.00	.00	.00	-11,724.00	
	TOTAL EXPENSES	.00	11,724.00	2,665.58	729.90	2,700.00	6,358.42	
148 MAT RE-ENTRY PROGRAM								
000 UNDEFINED		-214,049.00	-214,049.00	-1,318.30	.00	.00	-212,730.70	.6%
046 SHERIFF		214,049.00	214,049.00	4,875.60	971.25	.00	209,173.40	2.3%
	TOTAL REVENUES	-214,049.00	-214,049.00	-1,318.30	.00	.00	-212,730.70	
	TOTAL EXPENSES	214,049.00	214,049.00	4,875.60	971.25	.00	209,173.40	
150 TAG GRANT								
000 UNDEFINED		-845,891.00	-845,891.00	-397,486.39	-63,130.71	.00	-448,404.61	47.0%
046 SHERIFF		845,891.00	845,891.00	397,566.80	55,228.92	92,864.71	355,459.49	58.0%
	TOTAL REVENUES	-845,891.00	-845,891.00	-397,486.39	-63,130.71	.00	-448,404.61	
	TOTAL EXPENSES	845,891.00	845,891.00	397,566.80	55,228.92	92,864.71	355,459.49	
161 CDA BUSINESS CRIMES								

BUDGET SUMMARIES REPORT
GROUP SUMMARY APRIL 2022

FOR 2022 07

161	CDA BUSINESS CRIMES	ORIGINAL APPROP	REVISED BUDGET	YTD ACTUAL	MTD ACTUAL	ENCUMBRANCES	AVAILABLE BUDGET	PCT USE/COL
000	UNDEFINED	-108,500.00	-108,500.00	.00	.00	.00	-108,500.00	.0%
040	DISTRICT ATTORNEY	108,500.00	108,500.00	8,909.26	235.83	.00	99,590.74	8.2%
	TOTAL REVENUES	-108,500.00	-108,500.00	.00	.00	.00	-108,500.00	
	TOTAL EXPENSES	108,500.00	108,500.00	8,909.26	235.83	.00	99,590.74	
163 CDA CONTRABAND								
000	UNDEFINED	-76,500.00	-76,500.00	.00	.00	.00	-76,500.00	.0%
040	DISTRICT ATTORNEY	76,500.00	76,500.00	13,917.18	3,219.03	.00	62,582.82	18.2%
	TOTAL REVENUES	-76,500.00	-76,500.00	.00	.00	.00	-76,500.00	
	TOTAL EXPENSES	76,500.00	76,500.00	13,917.18	3,219.03	.00	62,582.82	
164 CDA SPATTF GRANT								
000	UNDEFINED	-886,980.00	-948,806.00	-478,532.61	-21,568.96	.00	-470,273.39	50.4%
040	DISTRICT ATTORNEY	886,980.00	948,806.00	545,743.98	101,580.06	19,200.06	383,861.96	59.5%
	TOTAL REVENUES	-886,980.00	-948,806.00	-478,532.61	-21,568.96	.00	-470,273.39	
	TOTAL EXPENSES	886,980.00	948,806.00	545,743.98	101,580.06	19,200.06	383,861.96	
166 CDA JAG GRANT								
000	UNDEFINED	-153,235.00	-153,235.00	-156,928.86	-43.61	.00	3,693.86	102.4%
040	DISTRICT ATTORNEY	153,235.00	153,235.00	10,113.86	3,772.44	44,843.43	98,277.71	35.9%
	TOTAL REVENUES	-153,235.00	-153,235.00	-156,928.86	-43.61	.00	3,693.86	
	TOTAL EXPENSES	153,235.00	153,235.00	10,113.86	3,772.44	44,843.43	98,277.71	
168 CDA Border Prosecution Unit								
000	UNDEFINED	-273,772.00	-273,772.00	-73,955.89	-14,750.82	.00	-199,816.11	27.0%
040	DISTRICT ATTORNEY	273,772.00	273,772.00	73,991.03	14,785.96	.00	199,780.97	27.0%
	TOTAL REVENUES	-273,772.00	-273,772.00	-73,955.89	-14,750.82	.00	-199,816.11	
	TOTAL EXPENSES	273,772.00	273,772.00	73,991.03	14,785.96	.00	199,780.97	
171 CDA VOCA VICTIM ADV PROJECT								

BUDGET SUMMARIES REPORT
GROUP SUMMARY APRIL 2022

FOR 2022 07

171	CDA VOCA VICTIM ADV PROJECT	ORIGINAL APPROP	REVISED BUDGET	YTD ACTUAL	MTD ACTUAL	ENCUMBRANCES	AVAILABLE BUDGET	PCT USE/COL
000	UNDEFINED	-149,963.00	-149,963.00	-74,131.18	-15,931.10	.00	-75,831.82	49.4%
040	DISTRICT ATTORNEY	149,963.00	149,963.00	74,163.56	15,963.48	.00	75,799.44	49.5%
	TOTAL REVENUES	-149,963.00	-149,963.00	-74,131.18	-15,931.10	.00	-75,831.82	
	TOTAL EXPENSES	149,963.00	149,963.00	74,163.56	15,963.48	.00	75,799.44	
201 GEN OB REFUNDING BOND SRS 2016								
000	UNDEFINED	-5,733,250.00	-5,733,250.00	-5,130,868.38	-50,697.78	.00	-602,381.62	89.5%
200	DEBT SERVICE	5,733,250.00	5,733,250.00	5,593,193.00	.00	.00	140,057.00	97.6%
	TOTAL REVENUES	-5,733,250.00	-5,733,250.00	-5,130,868.38	-50,697.78	.00	-602,381.62	
	TOTAL EXPENSES	5,733,250.00	5,733,250.00	5,593,193.00	.00	.00	140,057.00	
202 UNLIMITED TAX ROAD BONDS								
000	UNDEFINED	-1,567,088.00	-1,567,088.00	-1,404,296.72	-14,319.96	.00	-162,791.28	89.6%
200	DEBT SERVICE	1,567,088.00	1,567,088.00	965,643.73	.00	.00	601,444.27	61.6%
	TOTAL REVENUES	-1,567,088.00	-1,567,088.00	-1,404,296.72	-14,319.96	.00	-162,791.28	
	TOTAL EXPENSES	1,567,088.00	1,567,088.00	965,643.73	.00	.00	601,444.27	
203 GEN OB REFUNDING BOND SRS 2021								
000	UNDEFINED	.00	-129,709.00	-200,480.43	-1,971.53	.00	70,771.43	154.6%
200	DEBT SERVICE	.00	129,709.00	88,783.06	.00	.00	40,925.94	68.4%
	TOTAL REVENUES	.00	-129,709.00	-200,480.43	-1,971.53	.00	70,771.43	
	TOTAL EXPENSES	.00	129,709.00	88,783.06	.00	.00	40,925.94	
206 GEN OB REFUNDING BOND SRS 2013								
000	UNDEFINED	-796,050.00	-796,050.00	-351,303.33	.00	.00	-444,746.67	44.1%
200	DEBT SERVICE	796,050.00	796,050.00	668,100.00	.00	.00	127,950.00	83.9%
	TOTAL REVENUES	-796,050.00	-796,050.00	-506,435.98	.00	.00	-289,614.02	
	TOTAL EXPENSES	796,050.00	796,050.00	823,232.65	.00	.00	-27,182.65	
208 SPECIAL TAX REVENUE BONDS 2020								

BUDGET SUMMARIES REPORT
GROUP SUMMARY APRIL 2022

FOR 2022 07

208	SPECIAL TAX REVENUE BONDS 2020	ORIGINAL APPROP	REVISED BUDGET	YTD ACTUAL	MTD ACTUAL	ENCUMBRANCES	AVAILABLE BUDGET	PCT USE/COL
000 UNDEFINED		-609,952.00	-609,952.00	-305,016.24	-79.65	.00	-304,935.76	50.0%
200 DEBT SERVICE		609,952.00	609,952.00	74,725.75	.00	.00	535,226.25	12.3%
	TOTAL REVENUES	-609,952.00	-609,952.00	-305,016.24	-79.65	.00	-304,935.76	
	TOTAL EXPENSES	609,952.00	609,952.00	74,725.75	.00	.00	535,226.25	
301 MPO ROAD CONSTRUCTION								
000 UNDEFINED		-904,441.00	-904,441.00	-409,267.13	-55,927.93	.00	-495,173.87	45.3%
300 CAPITAL PROJECTS		904,441.00	904,441.00	259,694.70	70,339.56	644,746.30	.00	100.0%
	TOTAL REVENUES	-904,441.00	-904,441.00	-409,267.13	-55,927.93	.00	-495,173.87	
	TOTAL EXPENSES	904,441.00	904,441.00	259,694.70	70,339.56	644,746.30	.00	
302 TAX ROAD BOND CONSTRUCTION								
000 UNDEFINED		-38,846,657.00	-38,846,657.00	-121,901.44	-14,192.67	.00	-38,724,755.56	.3%
300 CAPITAL PROJECTS		38,846,657.00	38,846,657.00	1,840,844.42	1,192,661.34	3,124,915.40	33,880,897.18	12.8%
	TOTAL REVENUES	-38,846,657.00	-38,846,657.00	-121,901.44	-14,192.67	.00	-38,724,755.56	
	TOTAL EXPENSES	38,846,657.00	38,846,657.00	1,840,844.42	1,192,661.34	3,124,915.40	33,880,897.18	
307 CRTS RENOVATIONS #2								
000 UNDEFINED		-60,700.00	-64,700.00	-5,984.07	-705.16	.00	-58,715.93	9.2%
300 CAPITAL PROJECTS		60,700.00	135,700.00	61,571.90	10,025.94	74,128.10	.00	100.0%
	TOTAL REVENUES	-60,700.00	-64,700.00	-5,984.07	-705.16	.00	-58,715.93	
	TOTAL EXPENSES	60,700.00	135,700.00	61,571.90	10,025.94	74,128.10	.00	
308 VENUE CAPITAL PROJECT								
000 UNDEFINED		-3,005,000.00	-3,005,000.00	-7,096.48	-465.29	.00	-2,997,903.52	.2%
300 CAPITAL PROJECTS		3,005,000.00	3,005,000.00	1,843,468.52	276,071.42	1,186,531.48	-25,000.00	100.8%
	TOTAL REVENUES	-3,005,000.00	-3,005,000.00	-7,096.48	-465.29	.00	-2,997,903.52	
	TOTAL EXPENSES	3,005,000.00	3,005,000.00	1,843,468.52	276,071.42	1,186,531.48	-25,000.00	
401 EMPLOYEE HEALTH BENEFIT								

BUDGET SUMMARIES REPORT
GROUP SUMMARY APRIL 2022

FOR 2022 07

401	EMPLOYEE HEALTH BENEFIT	ORIGINAL APPROP	REVISED BUDGET	YTD ACTUAL	MTD ACTUAL	ENCUMBRANCES	AVAILABLE BUDGET	PCT USE/COL
000 UNDEFINED		-13,961,140.00	-13,961,140.00	-6,362,416.56	-878,102.77	.00	-7,598,723.44	45.6%
400 BENEFITS		13,961,140.00	13,961,140.00	5,732,494.74	793,716.58	5,830,070.98	2,398,574.28	82.8%
	TOTAL REVENUES	-13,961,140.00	-13,961,140.00	-6,362,416.56	-878,102.77	.00	-7,598,723.44	
	TOTAL EXPENSES	13,961,140.00	13,961,140.00	5,732,494.74	793,716.58	5,830,070.98	2,398,574.28	
403 WORKERS COMPENSATION								
000 UNDEFINED		-1,525,500.00	-1,525,500.00	-1,072,074.57	-218,075.69	.00	-453,425.43	70.3%
400 BENEFITS		1,525,500.00	1,525,500.00	493,105.92	29,905.57	180,479.00	851,915.08	44.2%
	TOTAL REVENUES	-1,525,500.00	-1,525,500.00	-1,072,074.57	-218,075.69	.00	-453,425.43	
	TOTAL EXPENSES	1,525,500.00	1,525,500.00	493,105.92	29,905.57	180,479.00	851,915.08	
	GRAND TOTAL	.00	-1,052,884.00	-61,312,829.96	8,068,423.53	33,022,803.93	27,237,142.03	2686.9%

** END OF REPORT - Generated by Scott, Rhonda **

BUDGET SUMMARIES REPORT
FUND SUMMARY APRIL 2022

FOR 2022 07

	ORIGINAL APPROP	REVISED BUDGET	YTD ACTUAL	MTD ACTUAL	ENCUMBRANCES	AVAILABLE BUDGET	PCT USE/COL
011 GENERAL FUND	.00	-1,354,184.00	-23,976,847.00	6,517,826.34	9,590,932.77	13,031,730.23	1062.3%
TOTAL REVENUES	-126,070,730.00	-127,071,332.00	-94,018,556.11	-4,021,925.03	2,644.59	-33,055,420.48	
TOTAL EXPENSES	126,070,730.00	125,717,148.00	70,041,709.11	10,539,751.37	9,588,288.18	46,087,150.71	
020 CONSOLIDATED ROAD AND BRID	.00	.00	-2,951,622.64	471,942.73	1,629,700.99	1,321,921.65	100.0%
TOTAL REVENUES	-10,015,870.00	-10,049,870.00	-7,482,483.14	-223,469.47	.00	-2,567,386.86	
TOTAL EXPENSES	10,015,870.00	10,049,870.00	4,530,860.50	695,412.20	1,629,700.99	3,889,308.51	
031 PRECINCT 1 PARK	.00	.00	-2,125.85	3,619.34	7,380.02	-5,254.17	100.0%
TOTAL REVENUES	-184,166.00	-184,166.00	-126,933.57	-2,458.89	.00	-57,232.43	
TOTAL EXPENSES	184,166.00	184,166.00	124,807.72	6,078.23	7,380.02	51,978.26	
032 SLATON/ROOSEVELT PARK	.00	.00	-77,775.90	6,094.26	76,349.77	1,426.13	100.0%
TOTAL REVENUES	-309,924.00	-196,924.00	-121,619.15	-1,554.48	.00	-75,304.85	
TOTAL EXPENSES	309,924.00	196,924.00	43,843.25	7,648.74	76,349.77	76,730.98	
033 IDALOU/NEW DEAL PARK	.00	.00	-30,925.08	3,987.05	46,766.67	-15,841.59	100.0%
TOTAL REVENUES	-192,260.00	-192,260.00	-120,280.52	-1,864.63	.00	-71,979.48	
TOTAL EXPENSES	192,260.00	192,260.00	89,355.44	5,851.68	46,766.67	56,137.89	
034 SHALLOWATER PARK	.00	.00	-44,389.46	1,478.67	10,858.67	33,530.79	100.0%
TOTAL REVENUES	-295,726.00	-295,726.00	-120,271.43	-1,621.70	.00	-175,454.57	
TOTAL EXPENSES	295,726.00	295,726.00	75,881.97	3,100.37	10,858.67	208,985.36	
041 PERMANENT IMPROVEMENT	.00	.00	-3,270,505.55	277,992.83	1,651,962.13	1,618,543.42	100.0%
TOTAL REVENUES	-7,298,125.00	-7,298,125.00	-5,003,954.72	-63,678.01	.00	-2,294,170.28	
TOTAL EXPENSES	7,298,125.00	7,298,125.00	1,733,449.17	341,670.84	1,651,962.13	3,912,713.70	
043 LCETRZ NO1 TAX INCREMENT F	.00	.00	-188,848.89	-73.83	.00	188,848.89	100.0%
TOTAL REVENUES	-189,025.00	-189,025.00	-188,848.89	-73.83	.00	-176.11	
TOTAL EXPENSES	189,025.00	189,025.00	.00	.00	.00	189,025.00	
046 TJJD (P) JJAEP GRANT	.00	.00	-34,145.50	-4,644.00	.00	34,145.50	100.0%
TOTAL REVENUES	-80,000.00	-80,000.00	-34,145.50	-4,644.00	.00	-45,854.50	
TOTAL EXPENSES	80,000.00	80,000.00	.00	.00	.00	80,000.00	
047 TJJD (R) REG DIVERSION GRA	.00	.00	.00	.00	.00	.00	.0%
TOTAL REVENUES	-15,628.00	-15,628.00	-12,793.98	.00	.00	-2,834.02	
TOTAL EXPENSES	15,628.00	15,628.00	12,793.98	.00	.00	2,834.02	
049 TJJD (S) PREV/INTER GRANT	.00	.00	-49,500.00	-5,500.00	.00	49,500.00	100.0%
TOTAL REVENUES	.00	-66,000.00	-49,500.00	-5,500.00	.00	-16,500.00	
TOTAL EXPENSES	.00	66,000.00	.00	.00	.00	66,000.00	
050 JUVENILE STAR PROGRAM	.00	.00	-268,691.89	-531,730.32	3,102.39	265,589.50	100.0%
TOTAL REVENUES	-625,490.00	-625,490.00	-600,000.00	-600,000.00	.00	-25,490.00	
TOTAL EXPENSES	625,490.00	625,490.00	331,308.11	68,269.68	3,102.39	291,079.50	
051 JUVENILE PROBATION	.00	.00	-3,320,459.44	-265,890.93	91,369.49	3,229,089.95	100.0%
TOTAL REVENUES	-8,048,144.00	-8,048,144.00	-4,668,792.45	-666,352.68	.00	-3,379,351.55	
TOTAL EXPENSES	8,048,144.00	8,048,144.00	1,348,333.01	400,461.75	91,369.49	6,608,441.50	
054 TJJD (A) JUV PROB COMM GRA	.00	.00	-356,547.65	16,782.11	89,597.98	266,949.67	100.0%
TOTAL REVENUES	-2,110,453.00	-2,142,453.00	-1,203,098.27	-138,772.00	.00	-939,354.73	
TOTAL EXPENSES	2,110,453.00	2,142,453.00	846,550.62	155,554.11	89,597.98	1,206,304.40	
055 JUVENILE DETENTION	.00	.00	1,603,283.95	311,189.24	77,006.30	-1,680,290.25	100.0%
TOTAL REVENUES	-5,103,377.00	-5,103,377.00	-436,255.00	-79,310.00	.00	-4,667,122.00	
TOTAL EXPENSES	5,103,377.00	5,103,377.00	2,039,538.95	390,499.24	77,006.30	2,986,831.75	

BUDGET SUMMARIES REPORT
FUND SUMMARY APRIL 2022

FOR 2022 07

057	JUVENILE FOOD SERVICE	ORIGINAL APPROP	REVISED BUDGET	YTD ACTUAL	MTD ACTUAL	ENCUMBRANCES	AVAILABLE BUDGET	PCT USE/COL
057	JUVENILE FOOD SERVICE	.00	.00	137,515.74	41,293.95	72,871.54	-210,387.28	100.0%
	TOTAL REVENUES	-388,412.00	-388,412.00	-72,059.89	-6,405.19	.00	-316,352.11	
	TOTAL EXPENSES	388,412.00	388,412.00	209,575.63	47,699.14	72,871.54	105,964.83	
064	TJJD (E) TITLE IV E GRANT	.00	.00	-3,118.91	.00	.00	3,118.91	100.0%
	TOTAL REVENUES	-204,400.00	-204,400.00	-3,118.91	.00	.00	-201,281.09	
	TOTAL EXPENSES	204,400.00	204,400.00	.00	.00	.00	204,400.00	
066	CJD RE ENTRY DRUG COURT GR	.00	.00	737.21	737.21	.00	-737.21	100.0%
	TOTAL REVENUES	-40,943.00	-40,943.00	.00	.00	.00	-40,943.00	
	TOTAL EXPENSES	40,943.00	40,943.00	737.21	737.21	.00	40,205.79	
067	CJD DWI COURT GRANT	.00	.00	1,771.00	1,771.00	2,669.00	-4,440.00	100.0%
	TOTAL REVENUES	-32,951.00	-32,951.00	-2,715.12	.00	.00	-30,235.88	
	TOTAL EXPENSES	32,951.00	32,951.00	4,486.12	1,771.00	2,669.00	25,795.88	
070	ON LINE ACCESS	.00	.00	-7,189.27	-47.58	4,660.00	2,529.27	100.0%
	TOTAL REVENUES	-185,000.00	-185,000.00	-7,888.32	-121.32	.00	-177,111.68	
	TOTAL EXPENSES	185,000.00	185,000.00	699.05	73.74	4,660.00	179,640.95	
072	CJD DRUG COURT GRANT	.00	.00	3,777.00	3,777.00	517.50	-4,294.50	100.0%
	TOTAL REVENUES	-44,092.00	-44,092.00	-6,285.10	.00	.00	-37,806.90	
	TOTAL EXPENSES	44,092.00	44,092.00	10,062.10	3,777.00	517.50	33,512.40	
074	COUNTY DRUG COURT COURT CO	.00	.00	-11,060.58	-93.20	423.81	10,636.77	100.0%
	TOTAL REVENUES	-33,240.00	-33,240.00	-11,164.75	-93.20	.00	-22,075.25	
	TOTAL EXPENSES	33,240.00	33,240.00	104.17	.00	423.81	32,712.02	
075	DISPUTE RESOLUTION	.00	.00	39,768.96	5,037.99	5,689.86	-45,458.82	100.0%
	TOTAL REVENUES	-371,350.00	-371,350.00	-186,080.29	-32,109.77	.00	-185,269.71	
	TOTAL EXPENSES	371,350.00	371,350.00	225,849.25	37,147.76	5,689.86	139,810.89	
076	USDA AG MEDIATION GRANT	.00	.00	19,196.76	19,579.67	441.71	-19,638.47	100.0%
	TOTAL REVENUES	-420,000.00	-420,000.00	-86,792.20	-12.50	.00	-333,207.80	
	TOTAL EXPENSES	420,000.00	420,000.00	105,988.96	19,592.17	441.71	313,569.33	
077	DOMESTIC RELATIONS OFFICE	.00	5,800.00	-20,114.42	-1,849.13	5,455.79	20,458.63	-252.7%
	TOTAL REVENUES	-227,110.00	-227,110.00	-106,191.47	-16,936.05	.00	-120,918.53	
	TOTAL EXPENSES	227,110.00	232,910.00	86,077.05	15,086.92	5,455.79	141,377.16	
078	MEDIATION & MENTAL HEALTH	.00	.00	.00	.00	.00	.00	.0%
	TOTAL REVENUES	-14,602.00	-14,602.00	-6,626.70	.00	.00	-7,975.30	
	TOTAL EXPENSES	14,602.00	14,602.00	6,626.70	.00	.00	7,975.30	
079	VENUE HOT & STVR TAX	.00	.00	-1,175,155.84	-308,319.38	.00	1,175,155.84	100.0%
	TOTAL REVENUES	-2,345,000.00	-2,345,000.00	-1,480,126.59	-308,319.38	.00	-864,873.41	
	TOTAL EXPENSES	2,345,000.00	2,345,000.00	304,970.75	.00	.00	2,040,029.25	
081	LAW LIBRARY	.00	.00	14,316.70	5,233.13	32,247.87	-46,564.57	100.0%
	TOTAL REVENUES	-202,875.00	-202,875.00	-120,026.32	-10,654.24	.00	-82,848.68	
	TOTAL EXPENSES	202,875.00	202,875.00	134,343.02	15,887.37	32,247.87	36,284.11	
083	ELECTION SERVICES	.00	.00	215,469.86	18,878.50	305,144.72	-520,614.58	100.0%
	TOTAL REVENUES	-769,775.00	-769,775.00	.00	.00	.00	-769,775.00	
	TOTAL EXPENSES	769,775.00	769,775.00	215,469.86	18,878.50	305,144.72	249,160.42	
084	HELP AMERICA VOTE ACT	.00	.00	-4,024,697.00	.00	.00	4,024,697.00	100.0%
	TOTAL REVENUES	.00	.00	-4,024,697.00	.00	.00	4,024,697.00	

BUDGET SUMMARIES REPORT
FUND SUMMARY APRIL 2022

FOR 2022 07

085	ELECTION ADMINISTRATION	ORIGINAL APPROP	REVISED BUDGET	YTD ACTUAL	MTD ACTUAL	ENCUMBRANCES	AVAILABLE BUDGET	PCT USE/COL
085	ELECTION ADMINISTRATION	.00	.00	20,404.33	-76.97	.00	-20,404.33	100.0%
	TOTAL REVENUES	-64,000.00	-64,000.00	-640.42	-76.97	.00	-63,359.58	
	TOTAL EXPENSES	64,000.00	64,000.00	21,044.75	.00	.00	42,955.25	
086	ELECTION EQUIPMENT	.00	4,500.00	78,726.17	-79.21	.00	-74,226.17	1749.5%
	TOTAL REVENUES	-75,100.00	-75,100.00	-773.83	-79.21	.00	-74,326.17	
	TOTAL EXPENSES	75,100.00	79,600.00	79,500.00	.00	.00	100.00	
090	DIST CLK RECORDS MGT. AND	.00	.00	1,816.50	1,448.58	1,646.00	-3,462.50	100.0%
	TOTAL REVENUES	-41,701.00	-41,701.00	-4,939.61	-162.96	.00	-36,761.39	
	TOTAL EXPENSES	41,701.00	41,701.00	6,756.11	1,611.54	1,646.00	33,298.89	
091	CTY CLK RECORDS MGT. AND P	.00	.00	-345,360.67	-60,683.50	.00	345,360.67	100.0%
	TOTAL REVENUES	-645,992.00	-645,992.00	-382,667.52	-66,144.37	.00	-263,324.48	
	TOTAL EXPENSES	645,992.00	645,992.00	37,306.85	5,460.87	.00	608,685.15	
092	CTY RECORDS MGT. AND PRES	.00	.00	-16,161.71	-253.58	.00	16,161.71	100.0%
	TOTAL REVENUES	-82,948.00	-82,948.00	-60,166.00	-9,035.70	.00	-22,782.00	
	TOTAL EXPENSES	82,948.00	82,948.00	44,004.29	8,782.12	.00	38,943.71	
093	COURTHOUSE SECURITY	.00	.00	31,270.21	11,526.07	4,916.63	-36,186.84	100.0%
	TOTAL REVENUES	-110,000.00	-110,000.00	-83,559.94	-12,710.46	.00	-26,440.06	
	TOTAL EXPENSES	110,000.00	110,000.00	114,830.15	24,236.53	4,916.63	-9,746.78	
094	COURT RECORD PRESERVATION	.00	.00	-12,385.62	-203.12	7,339.03	5,046.59	100.0%
	TOTAL REVENUES	-48,600.00	-48,600.00	-12,385.62	-203.12	.00	-36,214.38	
	TOTAL EXPENSES	48,600.00	48,600.00	.00	.00	7,339.03	41,260.97	
095	LOCAL TRUANCY PREVENT & DI	.00	.00	-6,997.13	-10.83	.00	6,997.13	100.0%
	TOTAL REVENUES	-19,333.00	-19,333.00	-6,997.13	-10.83	.00	-12,335.87	
	TOTAL EXPENSES	19,333.00	19,333.00	.00	.00	.00	19,333.00	
096	HISTORICAL COMMISSION	.00	.00	-5,066.26	-6.62	.00	5,066.26	100.0%
	TOTAL REVENUES	-6,150.00	-6,150.00	-5,592.72	-6.62	.00	-557.28	
	TOTAL EXPENSES	6,150.00	6,150.00	526.46	.00	.00	5,623.54	
097	CHILD ABUSE PREVENTION	.00	.00	-269.09	-56.15	.00	269.09	100.0%
	TOTAL REVENUES	-5,025.00	-5,025.00	-269.09	-56.15	.00	-4,755.91	
	TOTAL EXPENSES	5,025.00	5,025.00	.00	.00	.00	5,025.00	
099	CTY/DIST COURT TECHNOLOGY	.00	.00	-2,140.66	-57.51	.00	2,140.66	100.0%
	TOTAL REVENUES	-7,000.00	-7,000.00	-2,140.66	-57.51	.00	-4,859.34	
	TOTAL EXPENSES	7,000.00	7,000.00	.00	.00	.00	7,000.00	
102	DIST COURT RECORDS TECHNOL	.00	.00	-9,179.23	-222.10	.00	9,179.23	100.0%
	TOTAL REVENUES	-64,250.00	-64,250.00	-9,179.23	-222.10	.00	-55,070.77	
	TOTAL EXPENSES	64,250.00	64,250.00	.00	.00	.00	64,250.00	
103	COUNTY CLERK RECORDS ARCHI	.00	.00	-367,414.30	-65,182.76	55,602.00	311,812.30	100.0%
	TOTAL REVENUES	-1,440,000.00	-1,440,000.00	-376,412.30	-65,182.76	.00	-1,063,587.70	
	TOTAL EXPENSES	1,440,000.00	1,440,000.00	8,998.00	.00	55,602.00	1,375,400.00	
105	COMMUNITY/ECONOMIC DEV PRG	.00	.00	9,798.18	9,857.97	2,750.00	-12,548.18	100.0%
	TOTAL REVENUES	-23,500.00	-23,500.00	-1,201.82	-142.03	.00	-22,298.18	
	TOTAL EXPENSES	23,500.00	23,500.00	11,000.00	10,000.00	2,750.00	9,750.00	
106	AMERICAN RESCUE PLAN ACT	.00	.00	-25,031,887.57	330,388.33	7,801,962.27	17,229,925.30	100.0%
	TOTAL REVENUES	-30,162,197.00	-30,162,194.00	-30,260,057.26	-8,630.77	.00	97,863.26	
	TOTAL EXPENSES	30,162,197.00	30,162,194.00	5,228,169.69	339,019.10	7,801,962.27	17,132,062.04	

BUDGET SUMMARIES REPORT
FUND SUMMARY APRIL 2022

FOR 2022 07

108	JP1 JUSTICE COURT TECHNOLOGY	ORIGINAL APPROP	REVISED BUDGET	YTD ACTUAL	MTD ACTUAL	ENCUMBRANCES	AVAILABLE BUDGET	PCT USE/COL
108	JP1 JUSTICE COURT TECHNOLO	.00	.00	1,457.53	3,518.50	4,532.85	-5,990.38	100.0%
	TOTAL REVENUES	-58,153.00	-58,153.00	-2,689.78	-88.17	.00	-55,463.22	
	TOTAL EXPENSES	58,153.00	58,153.00	4,147.31	3,606.67	4,532.85	49,472.84	
109	JP2 JUSTICE COURT TECHNOLO	.00	.00	4,884.65	2,622.32	611.31	-5,495.96	100.0%
	TOTAL REVENUES	-42,812.00	-42,812.00	-1,020.79	-93.63	.00	-41,791.21	
	TOTAL EXPENSES	42,812.00	42,812.00	5,905.44	2,715.95	611.31	36,295.25	
110	JP3 JUSTICE COURT TECHNOLO	.00	.00	-541.53	-143.25	556.00	-14.47	100.0%
	TOTAL REVENUES	-15,700.00	-15,700.00	-1,355.53	-291.25	.00	-14,344.47	
	TOTAL EXPENSES	15,700.00	15,700.00	814.00	148.00	556.00	14,330.00	
111	JP4 JUSTICE COURT TECHNOLO	.00	.00	-438.39	2,227.70	.00	438.39	100.0%
	TOTAL REVENUES	-8,550.00	-8,550.00	-2,758.39	-92.30	.00	-5,791.61	
	TOTAL EXPENSES	8,550.00	8,550.00	2,320.00	2,320.00	.00	6,230.00	
112	COURT FACILITY FEE	.00	.00	-28,114.07	-5,889.70	.00	28,114.07	100.0%
	TOTAL REVENUES	.00	.00	-28,114.07	-5,889.70	.00	28,114.07	
115	LANGUAGE ACCESS	.00	.00	-10,323.26	-2,622.58	.00	10,323.26	100.0%
	TOTAL REVENUES	.00	.00	-10,323.26	-2,622.58	.00	10,323.26	
122	SHERIFF CONTRABAND	.00	220,000.00	66,121.93	.00	3,141.25	150,736.82	31.5%
	TOTAL REVENUES	-263,500.00	-263,500.00	-140,695.10	.00	.00	-122,804.90	
	TOTAL EXPENSES	263,500.00	483,500.00	206,817.03	.00	3,141.25	273,541.72	
124	INMATE SUPPLY	.00	.00	-186,777.59	.00	.00	186,777.59	100.0%
	TOTAL REVENUES	-864,000.00	-864,000.00	-511,488.23	.00	.00	-352,511.77	
	TOTAL EXPENSES	864,000.00	864,000.00	324,710.64	.00	.00	539,289.36	
126	VINE GRANT	.00	.00	.00	.00	15,071.84	-15,071.84	100.0%
	TOTAL REVENUES	-30,171.00	-30,171.00	-15,071.84	.00	.00	-15,099.16	
	TOTAL EXPENSES	30,171.00	30,171.00	15,071.84	.00	.00	27.32	
128	HOMELAND SECURITY GRANT	.00	.00	.00	.00	84,043.24	-84,043.24	100.0%
	TOTAL REVENUES	-25,000.00	-155,466.00	-15,050.00	-2,550.00	.00	-140,416.00	
	TOTAL EXPENSES	25,000.00	155,466.00	15,050.00	2,550.00	84,043.24	56,372.76	
129	HAZARD MITIGATION GRANT-EM	.00	.00	37,992.00	.00	132,578.00	-170,570.00	100.0%
	TOTAL REVENUES	.00	-243,600.00	.00	.00	.00	-243,600.00	
	TOTAL EXPENSES	.00	243,600.00	37,992.00	.00	132,578.00	73,030.00	
130	PROJECT SAFE NEIGHBORHOOD	.00	.00	.00	.00	2,425.07	-2,425.07	100.0%
	TOTAL REVENUES	-89,839.00	-89,839.00	-19,566.54	-504.59	.00	-70,272.46	
	TOTAL EXPENSES	89,839.00	89,839.00	19,566.54	504.59	2,425.07	67,847.39	
142	LEOSE SHERIFF	.00	.00	-13,004.64	6,033.86	.00	13,004.64	100.0%
	TOTAL REVENUES	-120,688.00	-120,688.00	-21,717.04	-58.54	.00	-98,970.96	
	TOTAL EXPENSES	120,688.00	120,688.00	8,712.40	6,092.40	.00	111,975.60	
145	SHERIFF COMMISSARY SALARY	.00	.00	48,129.94	27,971.78	.00	-48,129.94	100.0%
	TOTAL REVENUES	-680,525.00	-680,525.00	-351,148.40	-57,543.51	.00	-329,376.60	
	TOTAL EXPENSES	680,525.00	680,525.00	399,278.34	85,515.29	.00	281,246.66	
146	LECD EMER COMMUNICATION GR	.00	.00	2,665.58	729.90	2,700.00	-5,365.58	100.0%
	TOTAL REVENUES	.00	-11,724.00	.00	.00	.00	-11,724.00	
	TOTAL EXPENSES	.00	11,724.00	2,665.58	729.90	2,700.00	6,358.42	
148	MAT RE-ENTRY PROGRAM	.00	.00	3,557.30	971.25	.00	-3,557.30	100.0%
	TOTAL REVENUES	-214,049.00	-214,049.00	-1,318.30	.00	.00	-212,730.70	
	TOTAL EXPENSES	214,049.00	214,049.00	4,875.60	971.25	.00	209,173.40	

BUDGET SUMMARIES REPORT
FUND SUMMARY APRIL 2022

FOR 2022 07

150	TAG GRANT		ORIGINAL APPROP	REVISED BUDGET	YTD ACTUAL	MTD ACTUAL	ENCUMBRANCES	AVAILABLE BUDGET	PCT USE/COL
150	TAG GRANT		.00	.00	80.41	-7,901.79	92,864.71	-92,945.12	100.0%
	TOTAL REVENUES		-845,891.00	-845,891.00	-397,486.39	-63,130.71	.00	-448,404.61	
	TOTAL EXPENSES		845,891.00	845,891.00	397,566.80	55,228.92	92,864.71	355,459.49	
161	CDA BUSINESS CRIMES		.00	.00	8,909.26	235.83	.00	-8,909.26	100.0%
	TOTAL REVENUES		-108,500.00	-108,500.00	.00	.00	.00	-108,500.00	
	TOTAL EXPENSES		108,500.00	108,500.00	8,909.26	235.83	.00	99,590.74	
163	CDA CONTRABAND		.00	.00	13,917.18	3,219.03	.00	-13,917.18	100.0%
	TOTAL REVENUES		-76,500.00	-76,500.00	.00	.00	.00	-76,500.00	
	TOTAL EXPENSES		76,500.00	76,500.00	13,917.18	3,219.03	.00	62,582.82	
164	CDA SPATTF GRANT		.00	.00	67,211.37	80,011.10	19,200.06	-86,411.43	100.0%
	TOTAL REVENUES		-886,980.00	-948,806.00	-478,532.61	-21,568.96	.00	-470,273.39	
	TOTAL EXPENSES		886,980.00	948,806.00	545,743.98	101,580.06	19,200.06	383,861.96	
166	CDA JAG GRANT		.00	.00	-146,815.00	3,728.83	44,843.43	101,971.57	100.0%
	TOTAL REVENUES		-153,235.00	-153,235.00	-156,928.86	-43.61	.00	3,693.86	
	TOTAL EXPENSES		153,235.00	153,235.00	10,113.86	3,772.44	44,843.43	98,277.71	
168	CDA Border Prosecution Uni		.00	.00	35.14	35.14	.00	-35.14	100.0%
	TOTAL REVENUES		-273,772.00	-273,772.00	-73,955.89	-14,750.82	.00	-199,816.11	
	TOTAL EXPENSES		273,772.00	273,772.00	73,991.03	14,785.96	.00	199,780.97	
171	CDA VOCA VICTIM ADV PROJEC		.00	.00	32.38	32.38	.00	-32.38	100.0%
	TOTAL REVENUES		-149,963.00	-149,963.00	-74,131.18	-15,931.10	.00	-75,831.82	
	TOTAL EXPENSES		149,963.00	149,963.00	74,163.56	15,963.48	.00	75,799.44	
201	GEN OB REFUNDING BOND SRS		.00	.00	462,324.62	-50,697.78	.00	-462,324.62	100.0%
	TOTAL REVENUES		-5,733,250.00	-5,733,250.00	-5,130,868.38	-50,697.78	.00	-602,381.62	
	TOTAL EXPENSES		5,733,250.00	5,733,250.00	5,593,193.00	.00	.00	140,057.00	
202	UNLIMITED TAX ROAD BONDS		.00	.00	-438,652.99	-14,319.96	.00	438,652.99	100.0%
	TOTAL REVENUES		-1,567,088.00	-1,567,088.00	-1,404,296.72	-14,319.96	.00	-162,791.28	
	TOTAL EXPENSES		1,567,088.00	1,567,088.00	965,643.73	.00	.00	601,444.27	
203	GEN OB REFUNDING BOND SRS		.00	.00	-111,697.37	-1,971.53	.00	111,697.37	100.0%
	TOTAL REVENUES		.00	-129,709.00	-200,480.43	-1,971.53	.00	70,771.43	
	TOTAL EXPENSES		.00	129,709.00	88,783.06	.00	.00	40,925.94	
206	GEN OB REFUNDING BOND SRS		.00	.00	316,796.67	.00	.00	-316,796.67	100.0%
	TOTAL REVENUES		-796,050.00	-796,050.00	-506,435.98	.00	.00	-289,614.02	
	TOTAL EXPENSES		796,050.00	796,050.00	823,232.65	.00	.00	-27,182.65	
208	SPECIAL TAX REVENUE BONDS		.00	.00	-230,290.49	-79.65	.00	230,290.49	100.0%
	TOTAL REVENUES		-609,952.00	-609,952.00	-305,016.24	-79.65	.00	-304,935.76	
	TOTAL EXPENSES		609,952.00	609,952.00	74,725.75	.00	.00	535,226.25	
301	MPO ROAD CONSTRUCTION		.00	.00	-149,572.43	14,411.63	644,746.30	-495,173.87	100.0%
	TOTAL REVENUES		-904,441.00	-904,441.00	-409,267.13	-55,927.93	.00	-495,173.87	
	TOTAL EXPENSES		904,441.00	904,441.00	259,694.70	70,339.56	644,746.30	.00	
302	TAX ROAD BOND CONSTRUCTION		.00	.00	1,718,942.98	1,178,468.67	3,124,915.40	-4,843,858.38	100.0%
	TOTAL REVENUES		-38,846,657.00	-38,846,657.00	-121,901.44	-14,192.67	.00	-38,724,755.56	
	TOTAL EXPENSES		38,846,657.00	38,846,657.00	1,840,844.42	1,192,661.34	3,124,915.40	33,880,897.18	
307	CRTC RENOVATIONS #2		.00	71,000.00	55,587.83	9,320.78	74,128.10	-58,715.93	182.7%
	TOTAL REVENUES		-60,700.00	-64,700.00	-5,984.07	-705.16	.00	-58,715.93	
	TOTAL EXPENSES		60,700.00	135,700.00	61,571.90	10,025.94	74,128.10	.00	

BUDGET SUMMARIES REPORT
FUND SUMMARY APRIL 2022

FOR 2022 07

308	VENUE CAPITAL PROJECT	ORIGINAL APPROP	REVISED BUDGET	YTD ACTUAL	MTD ACTUAL	ENCUMBRANCES	AVAILABLE BUDGET	PCT USE/COL
308	VENUE CAPITAL PROJECT	.00	.00	1,836,372.04	275,606.13	1,186,531.48	-3,022,903.52	100.0%
	TOTAL REVENUES	-3,005,000.00	-3,005,000.00	-7,096.48	-465.29	.00	-2,997,903.52	
	TOTAL EXPENSES	3,005,000.00	3,005,000.00	1,843,468.52	276,071.42	1,186,531.48	-25,000.00	
401	EMPLOYEE HEALTH BENEFIT	.00	.00	-629,921.82	-84,386.19	5,830,070.98	-5,200,149.16	100.0%
	TOTAL REVENUES	-13,961,140.00	-13,961,140.00	-6,362,416.56	-878,102.77	.00	-7,598,723.44	
	TOTAL EXPENSES	13,961,140.00	13,961,140.00	5,732,494.74	793,716.58	5,830,070.98	2,398,574.28	
403	WORKERS COMPENSATION	.00	.00	-578,968.65	-188,170.12	180,479.00	398,489.65	100.0%
	TOTAL REVENUES	-1,525,500.00	-1,525,500.00	-1,072,074.57	-218,075.69	.00	-453,425.43	
	TOTAL EXPENSES	1,525,500.00	1,525,500.00	493,105.92	29,905.57	180,479.00	851,915.08	
	GRAND TOTAL	.00	-1,052,884.00	-61,312,829.96	8,068,423.53	33,022,803.93	27,237,142.03	2686.9%

** END OF REPORT - Generated by Scott, Rhonda **