

LUBBOCK COUNTY, TEXAS  
Monthly Unaudited Financial Report  
June 30, 2022



Prepared By: County Auditor's Office

Kathy Williams, County Auditor

Members of Government Finance Officers Association of the United States and  
Canada

This report is available on the Internet

Lubbock County, Texas  
Unaudited Monthly Financial Report  
June 30, 2022  
Table of Contents

<b>Description</b>	<b>Page Number</b>
County Auditor's Letter of Transmittal	3
<b>Financial Statements:</b>	
❖ Consolidated Balance Sheet – All Funds	4-8
❖ Bank Balances – All Funds	9
❖ Revenue Report – Account Summary	11-60
❖ Revenue Report – Group/Fund Summary	62-84
❖ Venue HOT & STVR Tax	30, 67, 79
<b>Schedules:</b>	
❖ Debt Service Maturity Schedules	85-91
❖ Investment Schedules	92-94
❖ Schedule of Transfers between Funds	95
❖ Sales Tax Summary	96
❖ Ad Valorem Collection Summary	97-98
<b>Budget Status:</b>	
❖ Budget Report – Account Summary	100-178
❖ Budget Report – Group/Fund Summary	180-205
❖ Venue HOT & STVR Tax	144, 185, 196

# LUBBOCK COUNTY

**Kathy Williams**  
County Auditor

**Rhonda Scott**  
First Assistant Auditor



P.O. Box 10536  
916 Main, Suite 700  
Lubbock, Texas 79408-3536  
Phone: (806) 775-1097  
Fax: (806) 775-7917

August 8, 2022

The Honorable District Judges and the Honorable Members of the Commissioners' Court:

The unaudited and unadjusted financial report of Lubbock County, Texas, for the month ended June 30, 2022, is hereby submitted as required by the Local Governmental Code 114.025.

This report is presented in three sections, namely: Financial Statements, Schedules, and Budget Status.

Although this report is self explanatory, please do not hesitate to call the County Auditor's office for more information at (806) 775-1097. This report can be seen on the Internet at [www.co.lubbock.tx.us](http://www.co.lubbock.tx.us).

Respectfully submitted,

A handwritten signature in blue ink that reads "Kathy Williams". The signature is fluid and cursive, with a long horizontal stroke at the end.

Kathy Williams  
County Auditor

CONSOLIDATED BALANCE SHEET FOR 2022 9

OBJ	OBJ DESCRIPTION	NET CHANGE FOR PERIOD	ACCOUNT BALANCE
ASSETS			
100200	CASH ACCOUNT	329,271.69	6,102,372.08
100201	JURY FUND	.00	15,000.00
100202	FEDERAL TAX ACCOUNT	.00	5,000.00
100205	SO FORFEITED CONTRABAND	8,637.30	362,806.93
100206	SO INMATE COMMISSARY ACCOUNT	-1,052.20	3,901,401.49
100207	SO INMATE PROGRAM DONATIONS	.00	7,196.44
100208	CDA BUSINESS CRIMES	-1,508.11	92,037.15
100209	CDA FORFEITED ASSETS	-700.56	100,699.89
100210	SPAT PROGRAM INCOME	4,173.91	74,419.03
100211	SPAT FEDERAL INCOME	1.52	2,018.05
100213	CDA JAG 20	-4,823.77	83,841.62
100214	CDA JAG 21	102,036.11	102,036.11
100215	CDA JAG 19	-3,896.61	54,919.68
100235	JP1 CREDIT CARD	-3,599.00	12,116.00
100236	JP1 E FILE ACCOUNT	-1,525.00	1,639.00
100238	JP2 CREDIT CARD	3,385.77	12,486.00
100239	JP2 E FILE ACCOUNT	-1,047.00	2,274.00
100241	JP3 CREDIT CARD	1,203.20	14,502.20
100242	JP3 E FILE ACCOUNT	-2,392.00	2,697.00
100244	JP4 CREDIT CARD	-587.00	14,925.00
100263	DRC REVENUE ACCOUNT	-1,993.16	10,627.75
100290	Public works Credit Card	210.00	210.00
100400	CHANGE FUNDS	.00	2,250.00
100403	CDA DEA INVESTIGATION	.00	10,000.00
100802	INVESTMENTS	.00	346,185.34
101901	DEA CASH LNB	-14,830.36	216,343.89
105000	CLAIM ON CASH	25,142,297.45	216,799,432.96
117000	DELINQUENT TAXES	.00	2,817,260.53
117001	PRE 1972 DELINQUENT TAXES	.00	246,189.35
119900	EST UNCOLL DLNQNT TAXES	.00	-2,171,371.27
122100	ACCOUNTS RECEIVABLE	345,895.21	1,218,602.88
122200	ACCOUNTS RECEIVABLE-GRANTS	63,764.00	273,805.78
122700	A/R-CHAPTER 19 ELECTION FUNDS	-17,079.73	2,670.27
126300	WOODROW VFD	.00	60,000.00
126500	WEST CARLISLE VFD	.00	9,364.85
127400	BUFFALO SPRINGS VFD	.00	18,400.00
129000	RETURNED CHECKS RECEIVABLE	-57.34	3,155.32
131000	MEDINA COUNTY	-244.81	9,169.02
131100	ANDREWS COUNTY	-2,100.00	.00
131300	CROSBY COUNTY	200.00	200.00
131400	FLOYD COUNTY	-1,000.00	.00
131500	GAINES COUNTY	.00	1,800.00
131700	HALE COUNTY	1,700.00	3,300.00
131701	HILL COUNTY	700.00	700.00
131800	HOCKLEY COUNTY	-5,000.00	15,600.00
131850	HUNT COUNTY	2,700.00	2,700.00
132000	WARD COUNTY	-110.00	3,300.00
132101	GRAY COUNTY	-1,230.64	21,105.21

CONSOLIDATED BALANCE SHEET FOR 2022 9

OBJ	OBJ DESCRIPTION	NET CHANGE FOR PERIOD	ACCOUNT BALANCE
<b>ASSETS</b>			
132200	TERRY COUNTY	.00	3,400.00
132600	DAWSON COUNTY	-100.00	3,600.00
132700	LAMB COUNTY	-9,200.00	3,000.00
132800	BAILEY/PARMER COUNTIES	3,300.00	6,710.00
132900	MOORE COUNTY	-400.00	3,000.00
133100	DEAF SMITH COUNTY	-600.00	6,200.00
133200	DALLAM COUNTY	-1,500.00	11,575.00
133400	HUTCHINSON COUNTY	6,500.00	17,000.00
133500	REEVES COUNTY	3,000.00	4,400.00
133600	ECTOR COUNTY	3,300.00	9,706.00
134101	MIDLAND COUNTY	2,986.11	24,593.38
134200	RANDALL/POTTER COUNTY	.00	200.00
134400	COMAL COUNTY	3,599.66	7,644.57
134600	BOSQUE/HAMILTON/COMANCHE	.00	1,500.00
134700	CRANE	200.00	1,400.00
134900	KARNES	2,400.00	3,700.00
135300	SWISHER/CASTRO COUNTY	3,700.00	3,700.00
135401	NOLAN COUNTY	-558.49	3,831.39
135500	HARRIS COUNTY	-5,242.03	8,581.24
135801	CHILDRESS COUNTY	300.00	1,700.00
136801	YOUNG COUNTY	500.00	500.00
139800	FINES, FEES, COURT COST REC	.00	781,515.73
139900	FINES, FEES ALLOW FOR UNCOLL	.00	-156,303.14
147001	UNAMORTIZED PREM/DISC	.00	255,459.60
147500	ADVANCE TO DISP RES FUND	.00	50.00
150200	DUE FROM COUNTY CLERK	.00	950.00
150300	DUE FROM DISTRICT CLERK	.00	550.00
150400	DUE FROM JP PRECINCT 1 FUND	.00	10,200.00
150500	DUE FROM JP PRECINCT 2 FUND	.00	10,300.00
150600	DUE FROM JP PRECINCT 3 FUND	.00	15,140.00
150700	DUE FROM JP PRECINCT 4 FUND	.00	10,000.00
151000	DUE FROM TAX AGENCY	.00	8,750.00
154000	DUE FROM INSURANCE CLEARING	.00	15,000.00
154600	DUE FROM SHERIFF AGENCY	.00	8,000.00
158100	DUE FROM LAW LIBRARY	.00	50.00
162100	PREPAID INSURANCE	.00	61,665.06
	<b>TOTAL ASSETS</b>	<b>25,953,584.12</b>	<b>232,032,658.38</b>
<b>LIABILITIES</b>			
200000	FICA TAXES PAYABLE	284,346.86	-286,714.15
200100	MEDICARE	66,500.34	-67,054.25
200200	WITHHOLDING PAYABLE	201,108.22	-201,511.39
200300	RETIREMENT PAYABLE	449,934.62	-453,842.65
200400	HEALTH INSURANCE PAYABLE	410,725.39	-408,393.57
200500	UNEMPLOYMENT PAYABLE	-2,340.37	-7,074.23
200700	WORKERS COMP PAYABLE	72,531.82	-73,354.05

CONSOLIDATED BALANCE SHEET FOR 2022 9

OBJ	OBJ DESCRIPTION	NET CHANGE FOR PERIOD	ACCOUNT BALANCE
<b>LIABILITIES</b>			
200900	PAYABLE TO UNITED WAY	1,258.52	-1,196.12
201000	DEFERRED COMP PAYABLE	16,623.84	-16,523.84
201100	PARKING WITHHELD	15.00	-2,764.50
201200	DENTAL INSURANCE PAYABLE	24,797.63	-24,619.94
201401	SUPPLEMENTAL LIFE & AD&D	17,230.36	-17,094.57
201600	CHILD SUPPORT PAYABLE	10,983.97	-11,072.48
201700	GARNISHMENTS PAYABLE	466.15	-466.15
201800	CHILD SUPPORT PAYABLE	.00	-121.47
202500	FSA-MEDICAL PAYABLE	41,821.02	-40,275.15
202600	FSA-CHILD CARE PAYABLE	769.20	-769.20
202900	VISION PAYABLE	4,492.06	-4,470.46
204100	LEOSE-CONSTABLE 1	.00	-7,692.37
204200	LEOSE-CONSTABLE 2	.00	-3,292.05
204300	LEOSE-CONSTABLE 3	.00	-3,451.52
204400	LEOSE-CONSTABLE 4	.00	-8,308.66
210000	ACCOUNTS PAYABLE	1,744,700.77	-1,718,908.05
210100	ACCOUNTS PAYABLE PENDING	-16,350.45	-1,615,451.75
220110	JP PREC 1 DUE TO OTHERS	-3,590.00	-26,286.58
220210	JP PREC 2 DUE TO OTHERS	-290.17	-58,510.54
220300	JP PREC 3 DUE TO OTHERS	-3,367.40	-48,590.19
220430	JP PREC 4 DUE TO OTHERS	195.00	-101,950.81
221110	DUE TO COLLECTION AGENCY	-61.90	-2,090.95
221200	DUE TO CHILD PASS SAFETY SEAT	.20	-.15
223100	DUE TO (CVC) COMP TO VICTIMS	-46.98	-123.89
223200	DUE TO CJC	-4.09	-28.58
223300	DUE TO LEOA	-.20	-1.42
223400	DUE TO JCPT	-1.83	-4.54
223700	DUE TO WARRANT EXEC-STATE	39.97	-10.77
223800	DUE TO ARREST FEE-STATE	1,275.27	-538.42
223900	DUE TO LEMI	-.10	-.72
224000	DUE TO CRIME STOPPERS	-.41	-2.86
224300	DUE TO BREATH ALCOH-BAT	.00	.01
224900	TRUANT CONDUCT FEE	.00	-100.00
225100	DUE TO FLSI (INDIGENTS)	-54.51	-340.39
225200	DUE TO FA (FUGIIVE APPR)	-13.23	-47.44
225300	DUE TO CCC (CONS CRT COST	-100.61	-135.49
225400	DUE TO JCD (JUV CR DELIQ)	-.46	-.84
225500	DUE TO TP (TIME PAYMENT)	253.31	-895.70
225600	CMI FEE	.04	-.34
225700	CMIT FINE	-.57	-269.65
225800	STF	13,782.13	-757.29
225810	STF 2	-20,047.44	-20,047.43
225900	NONDISCLOSURE FEE	-28.00	-84.00
226000	SEXUAL ASSAULT	-105.00	-320.00
226100	NEW CCC	-2,598.99	-9,827.56
226200	EMS TRAUMA FUND	-1,359.66	-4,571.48
226300	FAILURE TO APPEAR- FTA-STATE	-583.77	-1,942.95
226400	OMNIBASE PROGRAM	-312.16	-1,052.92

CONSOLIDATED BALANCE SHEET FOR 2022 9

OBJ	OBJ DESCRIPTION	NET CHANGE FOR PERIOD	ACCOUNT BALANCE
<b>LIABILITIES</b>			
226500	BAIL BOND FEE STATE	1,023.00	1,023.00
226600	DUE TO COMP (BIRTH CERT FEE)	-19.80	-54.00
226700	DUE TO COMP (MARRIAGE LICENSE)	-5,942.50	-11,007.50
226800	DUE TO COMP (JSAL FUND)	-85.38	-165.27
226900	DIST CLERK JUDICIAL FEE	-232.32	-1,889.13
227000	JURY REIMBURSEMENT FEE	-131.19	-647.24
227100	JUDICIAL SUPPORT PMT-CIVIL	-336.16	-1,645.35
227200	JUDICIAL SUPPORT PMT-CRIMINAL	-191.39	-966.11
227300	E-FILING FEE-CRIMINAL	-22.72	-65.75
227400	E-FILING FEE-CIVIL	-275.19	-1,061.47
227500	UNCLAIMED FUNDS-ESCHEAT	-211.90	-346,007.99
227700	UNCLAIMED FUNDS	.00	-73,785.47
227800	BAIL BOND BOARD	1,500.00	-13,222.95
228000	INMATE BENEFITS-REFUSED CKS	.00	-395.58
228100	DUE TO DRUG COURT FEE	134.82	-438.71
228110	INDIGENT DEFENSE FEE	-62.89	-308.91
228200	DNA TESTING FEE	-2.18	-11.34
228400	CIVIL JUSTICE FEE	-.50	-3.69
228500	JUD/CRT PERSONNEL TRAINING FEE	-40.58	-89.63
228600	7TH COA JUDICIAL SUPPORT FEE	-634.62	-3,615.46
228700	DNA TESTING (CS) FEE	-.74	-2.87
228900	TX HOME VISITING FEE	-120.00	-245.00
229000	TRUANCY PREVENTION & DIVERSION	-63.99	-267.98
229200	CSCD COURT COST	-52.49	-390.16
229300	CSCD FINES	-41.20	-284.95
229400	CSCD-DPS FEES	318.77	-2,753.23
229500	DUE TO CCC LOCAL	6,685.23	.00
229503	Due To CCC Local MISD	11,014.13	1,844.91
229523	Due To CCC Local Felony	6,100.47	453.27
229533	Due To CCC Local MISD	607.99	.00
229600	DUE TO CCC STATE	-25,547.19	-76,604.12
229700	Local CCC - Civil	.00	-33.00
229800	State CCC - Civil	-19,283.00	-49,473.00
229850	State CCC Civil - Subsequent F	-180.00	-270.00
229900	FAMILY VIOLENCE FINE	-205.46	-3,095.12
241100	DUE TO GENERAL FUND	.00	-50.00
241101	DUE TO GENERAL	.00	-647.00
241110	ADVANCE FROM GENERAL FUND	.00	-50.00
260100	OTHER LIABILITIES	.00	-100.00
260510	EXTRADITION BONDS	-503.00	-141,143.87
271400	NET DELINQUENCY TAX REC	.00	-892,078.64
271520	PAVING ESCROW	.00	-29,650.91
271600	SUB DIVISION PAVING ESCROW	.00	-75,340.48
279900	FINES, FEES, COURT COST PAY	.00	-625,212.59
280300	UNDISTRIBUTED INTEREST	-200,948.01	-110,381.82
	<b>TOTAL LIABILITIES</b>	<b>3,084,843.40</b>	<b>-7,713,091.57</b>
<b>FUND BALANCE</b>			
360000	UNRESERVED UNDESIGNATED	.00	-141,154,890.00

CONSOLIDATED BALANCE SHEET FOR 2022 9

OBJ	OBJ DESCRIPTION	NET CHANGE FOR PERIOD	ACCOUNT BALANCE
FUND BALANCE			
360001	EXPENDITURES	8,885,534.98	140,777,824.65
360002	REVENUES	-37,923,962.50	-223,067,501.46
360100	RESERVE-INS DEDUCTIBLE	.00	-875,000.00
360202	ENCUMBRANCES	4,926,925.80	33,680,502.26
360203	FB CURRENT ENCUMBRANCES	-4,926,925.80	-33,680,502.26
360300	BUDGET FUND BAL UNRESERVED	1,600.00	-408,618.80
360301	APPROPRIATIONS	-30,030,362.00	-306,387,786.20
360302	BUDGETED REVENUES	30,028,762.00	306,796,405.00
	TOTAL FUND BALANCE	-29,038,427.52	-224,319,566.81
	TOTAL LIABILITIES + FUND BALANCE	-25,953,584.12	-232,032,658.38

\*\* END OF REPORT - Generated by Scott, Rhonda \*\*



Lubbock County, Texas  
City Bank - Bank Balance Report  
June 2022

Account Name	Beginning Balance	Increase/ (Decrease)	Ending Balance
A INSURANCE CLEARING	\$7,487.28	\$2,058.91	\$9,546.19
A JURY	\$25,000.00	\$0.00	\$25,000.00
A LC FSA Account	\$42,181.85	(\$1,254.29)	\$40,927.56
A PAYROLL	\$3,366.04	(\$3,326.80)	\$39.24
A POOLED CASH	\$1,978,474.20	\$1,529,789.16	\$3,508,263.36
A TREASURER FED TAX	\$5,000.00	\$0.00	\$5,000.00
A WORKERS COMP	\$12,713.89	(\$1,598.44)	\$11,115.45
BAIL BOND	\$653,956.47	\$10,000.00	\$663,956.47
BB SPECIAL ACCOUNT	\$15,720.00	\$7,530.00	\$23,250.00
CASH BOND	\$330,700.00	\$21,475.00	\$352,175.00
CC CREDIT CARD ACCOUNT	\$0.00	\$0.00	\$0.00
CC E FILE ACCOUNT	\$0.00	\$0.00	\$0.00
CC GENERAL	\$188,773.81	(\$42,626.25)	\$146,147.56
CC REGISTRY FUND	\$2,945,116.63	\$84,304.03	\$3,029,420.66
CDA BUSINESS CRIMES	\$98,234.13	(\$452.47)	\$97,781.66
CDA COMPROLLER	\$13,226.63	(\$2,875.45)	\$10,351.18
CDA DPS FORFEITURE	\$14,581.17	\$3,561.70	\$18,142.87
CDA FORFEITED	\$104,611.04	\$12,406.40	\$117,017.44
CDA JAG14	\$0.00	\$0.00	\$0.00
CDA JAG15	\$0.00	\$102,036.11	\$102,036.11
CDA JAG19	\$58,816.29	(\$3,896.61)	\$54,919.68
CDA JAG20	\$88,665.39	(\$4,823.77)	\$83,841.62
CDA RESTITUTION	\$28,335.58	(\$1,449.78)	\$26,885.80
CDA SEIZURE	\$589,952.67	\$599.55	\$590,552.22
CDA TRUST FUND	\$161,844.62	\$4,454.84	\$166,299.46
CRTC COMMISSARY	\$1,622.10	\$448.40	\$2,070.50
CRTC REVENUE FUND	\$5,635.96	(\$3,422.26)	\$2,213.70
CRTC TRUST FUND	\$27,772.39	(\$821.19)	\$26,951.20
CSCD CREDIT CARD	\$170,749.44	(\$12,611.23)	\$158,138.21
CSCD Health	\$10.00	\$0.00	\$10.00
CSCD OPERATING	\$88,892.61	(\$5,224.20)	\$83,668.41
DC CREDIT CARD ACCT	\$0.00	\$0.00	\$0.00
DC CREDIT CARD ACCT-Sara Smith	\$0.00	\$0.00	\$0.00
DC CUSTODIAL	\$1,443,174.52	(\$3,300.00)	\$1,439,874.52
DC CUSTODIAL-Sara Smith	\$234,145.32	\$96,355.86	\$330,501.18
DC E FILE ACCOUNT	\$0.00	\$0.00	\$0.00
DC E FILE ACCOUNT-Sara Smith	\$0.00	\$0.00	\$0.00
DC GENERAL	\$341,580.87	\$0.00	\$341,580.87
DC GENERAL-Sara Smith	\$83,416.66	(\$32,717.02)	\$50,699.64
DIST CT ONLINE ACCESS	\$0.00	\$0.00	\$0.00
DIST CT PRE-TRIAL CCARD	\$0.00	\$0.00	\$0.00
DRC CHECKING	\$12,265.91	(\$2,281.16)	\$9,984.75
HOST COURT	\$3,783.75	\$0.00	\$3,783.75
JP 1	\$9,360.00	(\$690.00)	\$8,670.00
JP 1 CREDIT CARD	\$13,352.00	(\$2,345.00)	\$11,007.00
JP 1 E File Account	\$2,586.00	(\$1,099.00)	\$1,487.00
JP 2	\$10,863.00	\$0.00	\$10,863.00
JP 2 CREDIT CARD	\$8,642.23	\$3,363.77	\$12,006.00
JP 2 E File Account	\$2,903.00	(\$629.00)	\$2,274.00
JP 3	\$13,672.79	(\$501.90)	\$13,170.89
JP 3 CREDIT CARD	\$13,439.00	\$923.20	\$14,362.20
JP 3 E File Account	\$4,979.00	(\$2,306.00)	\$2,673.00
JP 4	\$9,896.00	(\$290.00)	\$9,606.00
JP 4 CREDIT CARD	\$13,884.50	\$604.50	\$14,489.00
JP 4 E File Account	\$0.00	\$0.00	\$0.00
JPO FEE ACCOUNT	\$1,026.00	(\$596.00)	\$430.00
JUVENILE PROBATION CCARD	\$0.00	\$0.00	\$0.00
LC VENUE PROJECT FUND	\$5,773,100.39	\$329,271.69	\$6,102,372.08
MEDICAL EXAMINER	\$7,850.10	\$0.00	\$7,850.10
PARKS PCT. 1 REVENUE ACCOUNT	\$0.00	\$0.00	\$0.00
PARKS PCT. 2 REVENUE ACCOUNT	\$0.00	\$0.00	\$0.00
PUBLIC WORKS CREDIT CARD	\$0.00	\$210.00	\$210.00
RK TAC	\$937.07	(\$471.24)	\$465.83
RK TAC BEER AND LIQU	\$5,780.00	\$400.00	\$6,180.00
RK TAC CERT OF TITLE	\$108,025.61	(\$5,571.43)	\$102,454.18
RK TAC CHARGE CARD	\$56,132.67	(\$7,536.25)	\$48,596.42
RK TAC CHECK CLEARIN	\$307,613.39	(\$121,942.56)	\$185,670.83
RK TAC DPS DL RENEWAL	\$395.00	\$70.00	\$465.00
RK TAC EFT ACCOUNT	\$12,562.81	\$275,752.81	\$288,315.62
RK TAC MOTOR VEHICLE	\$2,312,344.29	(\$391,256.10)	\$1,921,088.19
RK TAC OMNIBUS	\$987,651.99	(\$137,478.93)	\$850,173.06
SHERIFF'S RECOVERED FUNDS	\$10,000.00	\$0.00	\$10,000.00
SO FORFEITED	\$358,192.88	\$4,614.05	\$362,806.93
SO INMATE	\$247,037.31	(\$56,364.68)	\$190,672.63
SO SEIZED FUNDS	\$180,780.33	(\$51.00)	\$180,729.33
SO SHERIFF	\$29,421.29	\$540,319.91	\$569,741.20
SPATTF FEDERAL ACCT	\$2,016.53	\$1.52	\$2,018.05
SPATTF PROGRAM INCOM	\$70,245.12	\$4,173.91	\$74,419.03
	\$20,354,497.52	\$2,182,915.31	\$22,537,412.83

# Revenue Summaries Report

---

For Fiscal: 2021-2022 Period Ending 06/30/22

**Account Summary**

**REVENUE SUMMARIES REPORT**  
**ACCOUNT SUMMARY JUNE 2022**

FOR 2022 09

	ORIGINAL ESTIM REV	REVISED EST REV	ACTUAL YTD REVENUE	ACTUAL MTD REVENUE	REMAINING REVENUE	PCT COLL
<b>011 GENERAL FUND</b>						
<b>40 Tax Collections</b>						
011 400100	CURRENT AD VALOREM TAXE	75,091,294.00	75,091,294.00	73,892,779.41	289,897.89	1,198,514.59 98.4
011 400400	PEN & INT - CURRENT LEV	307,874.00	307,874.00	289,604.92	34,376.78	18,269.08 94.1
011 400500	DELIQ TAXES - PRIOR YEA	458,057.00	458,057.00	392,485.09	26,364.48	65,571.91 85.7
011 400600	PEN & INT - PRIOR YEARS	232,783.00	232,783.00	193,645.62	10,884.95	39,137.38 83.2
011 401000	COUNTY SALES & USE TAX	30,854,754.00	30,854,754.00	19,719,986.14	2,733,568.97	11,134,767.86 63.9
TOTAL Tax Collections		106,944,762.00	106,944,762.00	94,488,501.18	3,095,093.07	12,456,260.82 88.4%
<b>41 Licenses/Permits</b>						
011 410100	COUNTY CLERK	59,426.00	59,426.00	46,071.50	7,147.60	13,354.50 77.5
011 410200	BEER & LIQUOR PERMITS	132,666.00	132,666.00	89,066.50	5,780.00	43,599.50 67.1
TOTAL Licenses/Permits		192,092.00	192,092.00	135,138.00	12,927.60	56,954.00 70.4%
<b>42 Intergovernmental</b>						
011 420100	GRANT REVENUE	.00	.00	25,000.00	.00	-25,000.00 100.0
011 420168	EMERGENCY RENTAL ASSIST	.00	867,171.00	866,370.22	-133,431.09	800.78 99.9
011 420210	STATE MIXED DRINK TAX	1,211,776.00	1,211,776.00	1,071,406.56	161,687.59	140,369.44 88.4
011 420320	EMERGENCY MGT GRANT	29,208.00	29,208.00	15,331.68	.00	13,876.32 52.5
011 420500	BINGO TAX PROCEEDS	275,000.00	275,000.00	115,684.49	.00	159,315.51 42.1
011 420900	STATE - COUNTY COURTS	289,466.00	289,466.00	146,150.00	.00	143,316.00 50.5
011 421210	STRADUS A/G CHILD SUPPO	1,400.00	1,400.00	807.84	304.43	592.16 57.7
011 422020	INTER LOCAL AGREEMENT-C	367,000.00	367,000.00	428,962.90	137,830.23	-61,962.90 116.9
011 424800	GRANT ADMINISTRATION RE	2,500.00	2,500.00	385.23	.00	2,114.77 15.4
011 425000	INDIGENT DEFENSE GRANT	286,519.00	286,519.00	191,292.00	63,764.00	95,227.00 66.8
TOTAL Intergovernmental		2,462,869.00	3,330,040.00	2,861,390.92	230,155.16	468,649.08 85.9%
<b>43 Fees</b>						
011 430200	COUNTY JUDGE	7,998.00	7,998.00	6,120.00	784.00	1,878.00 76.5

**REVENUE SUMMARIES REPORT**  
**ACCOUNT SUMMARY JUNE 2022**

FOR 2022 09

	ORIGINAL ESTIM REV	REVISED EST REV	ACTUAL YTD REVENUE	ACTUAL MTD REVENUE	REMAINING REVENUE	PCT COLL
011 430300 COUNTY CLERK	1,612,576.00	1,612,576.00	1,222,106.41	167,305.89	390,469.59	75.8
011 430520 J.E.P.J. FEES	5,031.00	5,031.00	1,285.00	.00	3,746.00	25.5
011 430600 VRED - TAPE	321.00	321.00	51.82	10.77	269.18	16.1
011 430700 TRAFFIC	8,670.00	8,670.00	4,224.54	418.02	4,445.46	48.7
011 430800 CHILD SAFETY - CS	1,258.00	1,258.00	754.38	128.42	503.62	60.0
011 431000 TAX ASSESSOR/COLLECTOR	38,589.00	38,589.00	30,903.00	4,317.00	7,686.00	80.1
011 431100 TAX OFFICE DPS DL RENEW	.00	.00	2,960.00	420.00	-2,960.00	100.0
011 431300 AG FILING FEE	1,258.00	1,258.00	.00	.00	1,258.00	.0
011 431500 INDIGENT DEFENSE FEE	646.00	646.00	95.83	34.42	550.17	14.8
011 431600 JURY FEE COUNTY	800.00	800.00	888.60	334.28	-88.60	111.1
011 432200 PASSPORT FEE - DIST CLE	21,271.00	21,271.00	.00	.00	21,271.00	.0
011 432300 DISTRICT CLERK FEES	398,271.00	398,271.00	237,876.17	40,174.41	160,394.83	59.7
011 432500 PROSECUTOR'S FEES	4,600.00	4,600.00	7,254.21	2,969.15	-2,654.21	157.7
011 433100 JP PRECINCT 1	42,450.00	42,450.00	32,509.02	3,558.99	9,940.98	76.6
011 433200 JP PRECINCT 2	41,000.00	41,000.00	35,942.56	4,370.04	5,057.44	87.7
011 433300 JP PRECINCT 3	51,063.00	51,063.00	48,289.66	6,296.44	2,773.34	94.6
011 433400 JP PRECINCT 4	26,439.00	26,439.00	22,928.03	3,014.92	3,510.97	86.7
011 434000 DISTRICT ATTORNEY	2,678.00	2,678.00	486.27	75.62	2,191.73	18.2
011 434500 MEDICAL EXAMINER	200.00	200.00	.00	.00	200.00	.0
011 434600 SHERIFF	515,118.00	515,118.00	214,105.40	21,120.75	301,012.60	41.6
011 434800 CONSTABLES	365,283.00	365,283.00	408,403.59	55,400.00	-43,120.59	111.8
011 435000 DEFENSIVE DRIVING FEE	6,796.00	6,796.00	3,494.21	496.75	3,301.79	51.4
011 435100 SS FEE-INMATE	27,359.00	27,359.00	2,200.00	400.00	25,159.00	8.0
011 435200 ISSUED WARRANT EXECUTIO	48,104.00	48,104.00	23,506.00	2,388.56	24,598.00	48.9
011 435300 ARREST FEES - COUNTY	4,790.00	4,790.00	4,507.41	590.95	282.59	94.1
011 435410 FAMILY PROTECTION FEE	6,507.00	6,507.00	1,470.00	.00	5,037.00	22.6
011 435600 COURT INITIATED GUARDIA	.00	.00	17,759.99	3,090.00	-17,759.99	100.0
011 436100 CMI FINE COMMISSION	.00	.00	.18	.04	-.18	100.0
011 436200 BAT COMMISSIONS	.00	.00	3.46	.00	-3.46	100.0
011 437400 VITAL STATISTICS PRESER	4,623.00	4,623.00	3,952.00	619.00	671.00	85.5
<b>TOTAL Fees</b>	<b>3,243,699.00</b>	<b>3,243,699.00</b>	<b>2,334,077.74</b>	<b>318,318.42</b>	<b>909,621.26</b>	<b>72.0%</b>

**44 Commissions**

011 440100 MOTOR VEHICLE SALES TAX	3,206,821.00	3,206,821.00	3,695,394.59	.00	-488,573.59	115.2
011 440200 CERTIFICATE OF TITLE CO	431,263.00	431,263.00	280,625.00	39,085.00	150,638.00	65.1
011 440300 MOTOR VEHICLE COMMISSIO	617,613.00	617,613.00	526,837.00	58,244.60	90,776.00	85.3
011 440500 (CVC) COMP TO VICTIMS O	133.00	133.00	71.67	16.33	61.33	53.9
011 440600 LEOA COMMISSION	.00	.00	.61	.26	-.61	100.0
011 440800 BEER & LIQUOR COMMISSIO	1,185.00	1,185.00	515.00	.00	670.00	43.5
011 441100 CJC COMMISSION	10.00	10.00	11.69	5.16	-1.69	116.9

**REVENUE SUMMARIES REPORT**  
ACCOUNT SUMMARY JUNE 2022

FOR 2022 09

	ORIGINAL ESTIM REV	REVISED EST REV	ACTUAL YTD REVENUE	ACTUAL MTD REVENUE	REMAINING REVENUE	PCT COLL
011 441200 JCPT COMMISSION	5.00	5.00	3.05	.63	1.95	61.0
011 441400 JPD COMM	75.00	75.00	188.64	43.06	-113.64	251.5
011 441600 ARREST FEES - COMM	11,109.00	11,109.00	6,270.90	2,153.67	4,838.10	56.4
011 441700 LEMI COMMISSION	.00	.00	.27	.13	-.27	100.0
011 441800 CRIMESTOPPERS-COMM	.00	.00	1.06	.52	-1.06	100.0
011 442200 DNA TESTING FEE	.00	.00	42.72	1.26	-42.72	100.0
011 442400 SEPTIC INSPECTION	110,019.00	110,019.00	100,210.00	14,310.00	9,809.00	91.1
011 442500 FLSI COMM	4,310.00	4,310.00	1,072.79	27.11	3,237.21	24.9
011 442600 FA COMM	38.00	38.00	19.18	5.34	18.82	50.5
011 442700 CCC COMM	150.00	150.00	126.03	16.06	23.97	84.0
011 442800 JCD COMM	.00	.00	.57	.10	-.57	100.0
011 442900 TP COMM (40%)	4,180.00	4,180.00	1,298.01	398.98	2,881.99	31.1
011 443000 JE COMM (10%)	7,077.00	7,077.00	1,947.02	598.48	5,129.98	27.5
011 443500 NEW CCC COMM	14,242.00	14,242.00	3,259.89	1,099.56	10,982.11	22.9
011 443600 EMS TRAUMA FUND COMM	2,000.00	2,000.00	1,494.11	534.13	505.89	74.7
011 444000 STF COMM	2,800.00	2,800.00	106.01	41.44	2,693.99	3.8
011 444100 STF_COMM	4,200.00	4,200.00	2,575.13	835.32	1,624.87	61.3
011 444200 DNA (CS)	200.00	200.00	17.45	.32	182.55	8.7
011 444300 CIVIL DATA JUSTICE FEE	5.00	5.00	1.30	.42	3.70	26.0
011 444500 BAIL BOND FEE COMM	5,226.00	5,226.00	4,107.00	1,023.00	1,119.00	78.6
011 444600 COMM DC JUDICIAL FUND	4,288.00	4,288.00	297.79	107.63	3,990.21	6.9
011 444700 JURY REIMBURSEMENT FEE	2,944.00	2,944.00	198.12	72.12	2,745.88	6.7
011 445000 TIME PAYMENT - COUNTY	14,000.00	14,000.00	10,321.07	1,589.42	3,678.93	73.7
011 445400 CCC STATE COMM	22,000.00	22,000.00	15,357.42	.00	6,642.58	69.8
011 445500 Intoxicated Driver Comm	.00	.00	8,847.36	8,847.36	-8,847.36	100.0
<b>TOTAL Commissions</b>	<b>4,465,893.00</b>	<b>4,465,893.00</b>	<b>4,661,218.45</b>	<b>129,057.41</b>	<b>-195,325.45</b>	<b>104.4%</b>

**45 Charges for Services**

011 450200 JURY FEES	18,911.00	18,911.00	25,757.67	5,139.90	-6,846.67	136.2
011 450400 BOARD BILLS - INMATE	2,024,990.00	2,024,990.00	1,127,025.00	200,175.00	897,965.00	55.7
011 452100 COURT REPORTER FEES	75,106.00	75,106.00	73,646.40	13,212.59	1,459.60	98.1
011 455200 IV-E LEGAL SERVICES	.00	.00	23,040.67	.00	-23,040.67	100.0
<b>TOTAL Charges for Services</b>	<b>2,119,007.00</b>	<b>2,119,007.00</b>	<b>1,249,469.74</b>	<b>218,527.49</b>	<b>869,537.26</b>	<b>59.0%</b>

**46 Fines/Forfeitures**

011 460100 JP PRECINCT 1	185,337.00	185,337.00	100,966.51	9,276.03	84,370.49	54.5
--------------------------	------------	------------	------------	----------	-----------	------

**REVENUE SUMMARIES REPORT**  
ACCOUNT SUMMARY JUNE 2022

FOR 2022 09

	ORIGINAL ESTIM REV	REVISED EST REV	ACTUAL YTD REVENUE	ACTUAL MTD REVENUE	REMAINING REVENUE	PCT COLL
011 460200 JP PRECINCT 2	62,643.00	62,643.00	40,494.22	6,919.25	22,148.78	64.6
011 460300 JP PRECINCT 3	63,845.00	63,845.00	38,664.81	1,832.65	25,180.19	60.6
011 460400 JP PRECINCT 4	161,939.00	161,939.00	86,816.18	11,383.62	75,122.82	53.6
011 460800 COUNTY COURT AT LAW 1	6,302.00	6,302.00	1,891.35	.00	4,410.65	30.0
011 460900 COUNTY COURT AT LAW 2	8,771.00	8,771.00	1,102.13	60.95	7,668.87	12.6
011 461100 DISTRICT CLERK FINES	9,817.00	9,817.00	8,340.22	1,283.06	1,476.78	85.0
011 461210 FORFEITURES	161,504.00	161,504.00	59,887.71	7,212.50	101,616.29	37.1
<b>TOTAL Fines/Forfeitures</b>	<b>660,158.00</b>	<b>660,158.00</b>	<b>338,163.13</b>	<b>37,968.06</b>	<b>321,994.87</b>	<b>51.2%</b>

**47 Interest**

011 470000 INTEREST INCOME	100,000.00	100,000.00	165,069.65	2,105.89	-65,069.65	165.1
<b>TOTAL Interest</b>	<b>100,000.00</b>	<b>100,000.00</b>	<b>165,069.65</b>	<b>2,105.89</b>	<b>-65,069.65</b>	<b>165.1%</b>

**48 Other Revenue**

011 480200 RENTALS-BUILDINGS	391,000.00	391,000.00	343,157.99	37,378.93	47,842.01	87.8
011 480300 PARKING LOTS	62,130.00	62,130.00	42,965.00	5,363.00	19,165.00	69.2
011 480510 DISPOSAL OF PROPERTY	50,000.00	50,000.00	40,486.33	38,821.21	9,513.67	81.0
011 480600 INSURANCE REIMBURSEMENT	50,000.00	50,000.00	.00	.00	50,000.00	.0
011 480700 JURY REIMBURSEMENTS FRO	55,726.00	55,726.00	34,918.00	.00	20,808.00	62.7
011 481100 REIMBURSEMENTS-TELETYPE	1,000.00	1,000.00	656.00	68.00	344.00	65.6
011 481300 REFUND - ATTORNEY FEES	50,000.00	50,000.00	21,584.44	3,012.02	28,415.56	43.2
011 481500 OTHER REFUNDS/REIMBURSE	50,000.00	50,000.00	.00	.00	50,000.00	.0
011 481710 PAY PHONE COMMISSION	873,875.00	873,875.00	557,977.70	74,648.26	315,897.30	63.9
011 482600 ELECTION REVENUES	100.00	100.00	72.00	2.00	28.00	72.0
011 483000 INTEREST-LCAD	19,216.00	19,216.00	14,158.00	92.98	5,058.00	73.7
011 484200 REIMB-INMATE TRANSPORTA	40,992.00	40,992.00	14,249.25	.00	26,742.75	34.8
011 485000 GAIN/LOSS SALE OF INVES	.00	.00	-513,765.01	.00	513,765.01	100.0
011 489900 OTHER REVENUE	500,000.00	500,000.00	87,325.30	1,983.99	412,674.70	17.5
<b>TOTAL Other Revenue</b>	<b>2,144,039.00</b>	<b>2,144,039.00</b>	<b>643,785.00</b>	<b>161,370.39</b>	<b>1,500,254.00</b>	<b>30.0%</b>

**73 Draws**

011 736100 DRAW FROM RESERVES	1,354,184.00	1,354,184.00	.00	.00	1,354,184.00	.0
-------------------------------	--------------	--------------	-----	-----	--------------	----

**REVENUE SUMMARIES REPORT**  
ACCOUNT SUMMARY JUNE 2022

FOR 2022 09

	ORIGINAL ESTIM REV	REVISED EST REV	ACTUAL YTD REVENUE	ACTUAL MTD REVENUE	REMAINING REVENUE	PCT COLL
011 736200 DRAW FROM COMMITTED FB	2,384,027.00	2,384,027.00	.00	.00	2,384,027.00	.0
TOTAL Draws	3,738,211.00	3,738,211.00	.00	.00	3,738,211.00	.0%
TOTAL GENERAL FUND	126,070,730.00	126,937,901.00	106,876,813.81	4,205,523.49	20,061,087.19	84.2%
TOTAL REVENUES	126,070,730.00	126,937,901.00	106,876,813.81	4,205,523.49	20,061,087.19	

**020 CONSOLIDATED ROAD AND BRIDGE**

**42 Intergovernmental**

020 420100 GRANT REVENUE	20,000.00	20,000.00	.00	.00	20,000.00	.0
020 420408 STATE-LATERAL ROADS	52,500.00	52,500.00	52,130.64	.00	369.36	99.3
020 420700 AUTOMOBILE REGISTRATION	360,000.00	360,000.00	360,000.00	.00	.00	100.0
TOTAL Intergovernmental	432,500.00	432,500.00	412,130.64	.00	20,369.36	95.3%

**45 Charges for Services**

020 451800 SUBDIVISION PLAT FEE	10,000.00	10,000.00	7,625.00	975.00	2,375.00	76.3
020 452000 VEHICLE REG.- SPECIAL F	2,600,000.00	2,600,000.00	1,915,380.00	232,350.00	684,620.00	73.7
020 452200 GROSS WEIGHT FEE	140,000.00	140,000.00	57,476.83	.00	82,523.17	41.1
TOTAL Charges for Services	2,750,000.00	2,750,000.00	1,980,481.83	233,325.00	769,518.17	72.0%

**47 Interest**

020 470000 INTEREST INCOME	20,000.00	20,000.00	3,987.10	.00	16,012.90	19.9
TOTAL Interest	20,000.00	20,000.00	3,987.10	.00	16,012.90	19.9%

**48 Other Revenue**

020 480510 DISPOSAL OF PROPERTY	362,500.00	362,500.00	115,000.00	.00	247,500.00	31.7
020 489900 OTHER REVENUE	10,000.00	10,000.00	12,917.68	580.00	-2,917.68	129.2

**REVENUE SUMMARIES REPORT**  
ACCOUNT SUMMARY JUNE 2022

FOR 2022 09

	ORIGINAL ESTIM REV	REVISED EST REV	ACTUAL YTD REVENUE	ACTUAL MTD REVENUE	REMAINING REVENUE	PCT COLL
TOTAL Other Revenue	372,500.00	372,500.00	127,917.68	580.00	244,582.32	34.3%
<b>73 Draws</b>						
020 736100 DRAW FROM RESERVES	937,597.00	937,597.00	.00	.00	937,597.00	.0
TOTAL Draws	937,597.00	937,597.00	.00	.00	937,597.00	.0%
<b>80 Transfers</b>						
020 801100 XFER FROM GENERAL FUND	5,327,821.00	5,327,821.00	5,327,821.00	.00	.00	100.0
020 803100 XFER FROM PREC. NO.1 PA	58,484.00	92,484.00	92,484.00	.00	.00	100.0
020 803300 XFER FROM PCT 3 PARK	58,484.00	58,484.00	58,484.00	.00	.00	100.0
020 803400 XFER FROM PCT 4 PARK	58,484.00	58,484.00	58,484.00	.00	.00	100.0
TOTAL Transfers	5,503,273.00	5,537,273.00	5,537,273.00	.00	.00	100.0%
TOTAL CONSOLIDATED ROAD AND BR	10,015,870.00	10,049,870.00	8,061,790.25	233,905.00	1,988,079.75	80.2%
TOTAL REVENUES	10,015,870.00	10,049,870.00	8,061,790.25	233,905.00	1,988,079.75	
<b>031 PRECINCT 1 PARK</b>						
<b>40 Tax Collections</b>						
031 400100 CURRENT AD VALOREM TAXE	118,196.00	118,196.00	116,310.00	456.30	1,886.00	98.4
031 400400 PEN & INT - CURRENT LEV	485.00	485.00	455.86	54.10	29.14	94.0
031 400500 DELIQ TAXES - PRIOR YEA	721.00	721.00	678.21	45.55	42.79	94.1
031 400600 PEN & INT - PRIOR YEARS	366.00	366.00	334.63	18.82	31.37	91.4
TOTAL Tax Collections	119,768.00	119,768.00	117,778.70	574.77	1,989.30	98.3%
<b>47 Interest</b>						
031 470000 INTEREST INCOME	8,000.00	8,000.00	1,770.99	.00	6,229.01	22.1



**REVENUE SUMMARIES REPORT**  
ACCOUNT SUMMARY JUNE 2022

FOR 2022 09

	ORIGINAL ESTIM REV	REVISED EST REV	ACTUAL YTD REVENUE	ACTUAL MTD REVENUE	REMAINING REVENUE	PCT COLL
TOTAL Interest	8,000.00	8,000.00	1,770.99	.00	6,229.01	22.1%
<b>48 Other Revenue</b>						
031 481600 CONTRIBUTIONS	8,000.00	8,000.00	10,800.00	500.00	-2,700.00	133.8
TOTAL Other Revenue	8,000.00	8,000.00	10,800.00	500.00	-2,700.00	135.0%
<b>73 Draws</b>						
031 736100 DRAW FROM RESERVES	48,398.00	48,398.00	.00	.00	48,398.00	.0
TOTAL Draws	48,398.00	48,398.00	.00	.00	48,398.00	.0%
TOTAL PRECINCT 1 PARK	184,166.00	184,166.00	130,349.69	1,074.77	53,916.31	70.8%
TOTAL REVENUES	184,166.00	184,166.00	130,349.69	1,074.77	53,916.31	
<b>032 SLATON/ROOSEVELT PARK</b>						
<b>40 Tax Collections</b>						
032 400100 CURRENT AD VALOREM TAXE	118,196.00	118,196.00	116,310.00	456.30	1,886.00	98.4
032 400400 PEN & INT - CURRENT LEV	485.00	485.00	455.86	54.10	29.14	94.0
032 400500 DELIQ TAXES - PRIOR YEA	721.00	721.00	678.21	45.55	42.79	94.1
032 400600 PEN & INT - PRIOR YEARS	366.00	366.00	334.63	18.82	31.37	91.4
TOTAL Tax Collections	119,768.00	119,768.00	117,778.70	574.77	1,989.30	98.3%
<b>47 Interest</b>						
032 470000 INTEREST INCOME	1,000.00	1,000.00	306.57	.00	693.43	30.7
TOTAL Interest	1,000.00	1,000.00	306.57	.00	693.43	30.7%
<b>48 Other Revenue</b>						
032 481600 CONTRIBUTIONS	8,000.00	8,000.00	7,725.00	1,925.00	275.00	96.6

**REVENUE SUMMARIES REPORT**  
**ACCOUNT SUMMARY JUNE 2022**

FOR 2022 09

	ORIGINAL ESTIM REV	REVISED EST REV	ACTUAL YTD REVENUE	ACTUAL MTD REVENUE	REMAINING REVENUE	PCT COLL
TOTAL Other Revenue	8,000.00	8,000.00	7,725.00	1,925.00	275.00	96.6%
<b>73 Draws</b>						
032 736100 DRAW FROM RESERVES	181,156.00	68,156.00	.00	.00	68,156.00	.0
TOTAL Draws	181,156.00	68,156.00	.00	.00	68,156.00	.0%
TOTAL SLATON/ROOSEVELT PARK	309,924.00	196,924.00	125,810.27	2,499.77	71,113.73	63.9%
TOTAL REVENUES	309,924.00	196,924.00	125,810.27	2,499.77	71,113.73	
<b>033 IDALOU/NEW DEAL PARK</b>						
<b>40 Tax collections</b>						
033 400100 CURRENT AD VALOREM TAXE	118,196.00	118,196.00	116,310.00	456.30	1,886.00	98.4
033 400400 PEN & INT - CURRENT LEV	485.00	485.00	455.86	54.10	29.14	94.0
033 400500 DELIQ TAXES - PRIOR YEA	721.00	721.00	678.21	45.55	42.79	94.1
033 400600 PEN & INT - PRIOR YEARS	366.00	366.00	334.63	18.82	31.37	91.4
TOTAL Tax Collections	119,768.00	119,768.00	117,778.70	574.77	1,989.30	98.3%
<b>47 Interest</b>						
033 470000 INTEREST INCOME	1,000.00	1,000.00	917.94	.00	82.06	91.8
TOTAL Interest	1,000.00	1,000.00	917.94	.00	82.06	91.8%
<b>48 Other Revenue</b>						
033 481600 CONTRIBUTIONS	6,200.00	6,200.00	3,900.00	800.00	2,300.00	62.9
TOTAL Other Revenue	6,200.00	6,200.00	3,900.00	800.00	2,300.00	62.9%
<b>73 Draws</b>						
033 736100 DRAW FROM RESERVES	65,292.00	65,292.00	.00	.00	65,292.00	.0

**REVENUE SUMMARIES REPORT**  
ACCOUNT SUMMARY JUNE 2022

FOR 2022 09

	ORIGINAL ESTIM REV	REVISED EST REV	ACTUAL YTD REVENUE	ACTUAL MTD REVENUE	REMAINING REVENUE	PCT COLL
TOTAL Draws	65,292.00	65,292.00	.00	.00	65,292.00	.0%
TOTAL IDALOU/NEW DEAL PARK	192,260.00	192,260.00	122,596.64	1,374.77	69,663.36	63.8%
TOTAL REVENUES	192,260.00	192,260.00	122,596.64	1,374.77	69,663.36	
<b>034 SHALLOWATER PARK</b>						
<b>40 Tax Collections</b>						
034 400100 CURRENT AD VALOREM TAXE	118,196.00	118,196.00	116,310.00	456.30	1,886.00	98.4
034 400400 PEN & INT - CURRENT LEV	485.00	485.00	455.86	54.10	29.14	94.0
034 400500 DELIQ TAXES - PRIOR YEA	721.00	721.00	678.21	45.55	42.79	94.1
034 400600 PEN & INT - PRIOR YEARS	366.00	366.00	334.63	18.82	31.37	91.4
TOTAL Tax Collections	119,768.00	119,768.00	117,778.70	574.77	1,989.30	98.3%
<b>47 Interest</b>						
034 470000 INTEREST INCOME	1,000.00	1,000.00	957.85	.00	42.15	95.8
TOTAL Interest	1,000.00	1,000.00	957.85	.00	42.15	95.8%
<b>48 Other Revenue</b>						
034 481600 CONTRIBUTIONS	2,250.00	2,250.00	3,801.00	750.00	-1,551.00	168.9
TOTAL Other Revenue	2,250.00	2,250.00	3,801.00	750.00	-1,551.00	168.9%
<b>73 Draws</b>						
034 736100 DRAW FROM RESERVES	172,708.00	172,708.00	.00	.00	172,708.00	.0
TOTAL Draws	172,708.00	172,708.00	.00	.00	172,708.00	.0%
TOTAL SHALLOWATER PARK	295,726.00	295,726.00	122,537.55	1,324.77	173,188.45	41.4%
TOTAL REVENUES	295,726.00	295,726.00	122,537.55	1,324.77	173,188.45	

**REVENUE SUMMARIES REPORT**  
**ACCOUNT SUMMARY JUNE 2022**

FOR 2022 09

	ORIGINAL ESTIM REV	REVISED EST REV	ACTUAL YTD REVENUE	ACTUAL MTD REVENUE	REMAINING REVENUE	PCT COLL
<b>041 PERMANENT IMPROVEMENT</b>						
<b>40 Tax Collections</b>						
041 400100 CURRENT AD VALOREM TAXE	2,363,926.00	2,363,926.00	2,326,196.07	9,126.18	37,729.93	98.4
041 400400 PEN & INT - CURRENT LEV	9,692.00	9,692.00	9,116.98	1,082.21	575.02	94.1
041 400500 DELIQ TAXES - PRIOR YEA	14,420.00	14,420.00	13,564.76	911.19	855.24	94.1
041 400600 PEN & INT - PRIOR YEARS	7,328.00	7,328.00	6,692.62	376.20	635.38	91.3
TOTAL Tax Collections	2,395,366.00	2,395,366.00	2,355,570.43	11,495.78	39,795.57	98.3%
<b>47 Interest</b>						
041 470000 INTEREST INCOME	35,000.00	35,000.00	12,502.39	.00	22,497.61	35.7
TOTAL Interest	35,000.00	35,000.00	12,502.39	.00	22,497.61	35.7%
<b>48 Other Revenue</b>						
041 483500 CRTC LEASE	483,732.00	483,732.00	362,799.00	40,311.00	120,933.00	75.0
TOTAL Other Revenue	483,732.00	483,732.00	362,799.00	40,311.00	120,933.00	75.0%
<b>73 Draws</b>						
041 736100 DRAW FROM RESERVES	2,000,000.00	2,000,000.00	.00	.00	2,000,000.00	.0
TOTAL Draws	2,000,000.00	2,000,000.00	.00	.00	2,000,000.00	.0%
<b>80 Transfers</b>						
041 801100 XFER FROM GENERAL FUND	2,384,027.00	2,384,027.00	2,384,027.00	.00	.00	100.0
TOTAL Transfers	2,384,027.00	2,384,027.00	2,384,027.00	.00	.00	100.0%

**REVENUE SUMMARIES REPORT**  
ACCOUNT SUMMARY JUNE 2022

FOR 2022 09

	ORIGINAL ESTIM REV	REVISED EST REV	ACTUAL YTD REVENUE	ACTUAL MTD REVENUE	REMAINING REVENUE	PCT COLL
TOTAL PERMANENT IMPROVEMENT	7,298,125.00	7,298,125.00	5,114,898.82	51,806.78	2,183,226.18	70.1%
TOTAL REVENUES	7,298,125.00	7,298,125.00	5,114,898.82	51,806.78	2,183,226.18	
<b>043 LCETZR NO1 TAX INCREMENT FUND</b>						
<b>47 Interest</b>						
043 470000 INTEREST INCOME	1,000.00	1,000.00	491.43	.00	508.57	49.1
TOTAL Interest	1,000.00	1,000.00	491.43	.00	508.57	49.1%
<b>80 Transfers</b>						
043 801100 XFER FROM GENERAL FUND	188,025.00	188,025.00	188,357.46	.00	-332.46	100.2
TOTAL Transfers	188,025.00	188,025.00	188,357.46	.00	-332.46	100.2%
TOTAL LCETZR NO1 TAX INCREMENT	189,025.00	189,025.00	188,848.89	.00	176.11	99.9%
TOTAL REVENUES	189,025.00	189,025.00	188,848.89	.00	176.11	
<b>046 TJJD (P) JJAEP GRANT</b>						
<b>42 Intergovernmental</b>						
046 420390 TJJD-P JJAEP GRANT REVE	80,000.00	80,000.00	33,695.50	-450.00	46,304.50	42.1
TOTAL Intergovernmental	80,000.00	80,000.00	33,695.50	-450.00	46,304.50	42.1%
TOTAL TJJD (P) JJAEP GRANT	80,000.00	80,000.00	33,695.50	-450.00	46,304.50	42.1%
TOTAL REVENUES	80,000.00	80,000.00	33,695.50	-450.00	46,304.50	
<b>047 TJJD (R) REG DIVERSION GRANT</b>						
<b>42 Intergovernmental</b>						
047 420170 TJJD (R) GRANT REVENUE	15,628.00	15,628.00	12,793.98	.00	2,834.02	81.9

**REVENUE SUMMARIES REPORT**  
**ACCOUNT SUMMARY JUNE 2022**

FOR 2022 09

	ORIGINAL ESTIM REV	REVISED EST REV	ACTUAL YTD REVENUE	ACTUAL MTD REVENUE	REMAINING REVENUE	PCT COLL
TOTAL Intergovernmental	15,628.00	15,628.00	12,793.98	.00	2,834.02	81.9%
TOTAL TJJD (R) REG DIVERSION G	15,628.00	15,628.00	12,793.98	.00	2,834.02	81.9%
TOTAL REVENUES	15,628.00	15,628.00	12,793.98	.00	2,834.02	
<b>049 TJJD (S) PREV/INTER GRANT</b>						
<b>42 Intergovernmental</b>						
049 424900 TJPC-S GRANT REVENUE	.00	66,000.00	55,000.00	.00	71,500.00	-8.3
TOTAL Intergovernmental	.00	66,000.00	55,000.00	.00	71,500.00	83.3%
TOTAL TJJD (S) PREV/INTER GRAN	.00	66,000.00	55,000.00	.00	71,500.00	83.3%
TOTAL REVENUES	.00	66,000.00	55,000.00	.00	71,500.00	
<b>050 JUVENILE STAR PROGRAM</b>						
<b>42 Intergovernmental</b>						
050 424000 STAR PROGRAM-JUVENILE	425,000.00	425,000.00	425,000.00	.00	.00	100.0
TOTAL Intergovernmental	425,000.00	425,000.00	425,000.00	.00	.00	100.0%
<b>48 Other Revenue</b>						
050 489900 OTHER REVENUE	1,895.00	1,895.00	.00	.00	1,895.00	.0
TOTAL Other Revenue	1,895.00	1,895.00	.00	.00	1,895.00	.0%
<b>80 Transfers</b>						
050 805100 XFER FROM LCJJC	198,595.00	198,595.00	175,000.00	.00	23,595.00	88.1

**REVENUE SUMMARIES REPORT**  
**ACCOUNT SUMMARY JUNE 2022**

FOR 2022 09

	ORIGINAL ESTIM REV	REVISED EST REV	ACTUAL YTD REVENUE	ACTUAL MTD REVENUE	REMAINING REVENUE	PCT COLL
TOTAL Transfers	198,595.00	198,595.00	175,000.00	.00	23,595.00	88.1%
TOTAL JUVENILE STAR PROGRAM	625,490.00	625,490.00	600,000.00	.00	25,490.00	95.9%
TOTAL REVENUES	625,490.00	625,490.00	600,000.00	.00	25,490.00	
<b>051 JUVENILE PROBATION</b>						
<b>45 Charges for Services</b>						
051 451900 JUVENILE PROBATION FEES	5,000.00	5,000.00	3,622.00	663.00	1,378.00	72.4
TOTAL Charges for Services	5,000.00	5,000.00	3,622.00	663.00	1,378.00	72.4%
<b>47 Interest</b>						
051 470000 INTEREST INCOME	75,000.00	75,000.00	18,900.16	.00	56,099.84	25.2
TOTAL Interest	75,000.00	75,000.00	18,900.16	.00	56,099.84	25.2%
<b>48 Other Revenue</b>						
051 489900 OTHER REVENUE	2,000.00	2,000.00	742.02	.00	1,257.98	37.1
TOTAL Other Revenue	2,000.00	2,000.00	742.02	.00	1,257.98	37.1%
<b>80 Transfers</b>						
051 801100 XFER FROM GENERAL FUND	7,966,144.00	7,966,144.00	5,974,607.98	663,845.34	1,991,536.02	75.0
TOTAL Transfers	7,966,144.00	7,966,144.00	5,974,607.98	663,845.34	1,991,536.02	75.0%
TOTAL JUVENILE PROBATION	8,048,144.00	8,048,144.00	5,997,872.16	664,508.34	2,050,271.84	74.5%
TOTAL REVENUES	8,048,144.00	8,048,144.00	5,997,872.16	664,508.34	2,050,271.84	
<b>054 TJJD (A) JUV PROB COMM GRANT</b>						
<b>42 Intergovernmental</b>						

**REVENUE SUMMARIES REPORT**  
**ACCOUNT SUMMARY JUNE 2022**

FOR 2022 09

	ORIGINAL ESTIM REV	REVISED EST REV	ACTUAL YTD REVENUE	ACTUAL MTD REVENUE	REMAINING REVENUE	PCT COLL
054 421500 TJPC-A STATE AID	1,649,081.00	1,681,081.00	1,480,642.27	138,772.00	200,438.73	88.1
TOTAL Intergovernmental	1,649,081.00	1,681,081.00	1,480,642.27	138,772.00	200,438.73	88.1%
<b>80 Transfers</b>						
054 805100 XFER FROM LCJJC	461,372.00	461,372.00	.00	.00	461,372.00	.0
TOTAL Transfers	461,372.00	461,372.00	.00	.00	461,372.00	.0%
TOTAL TJJD (A) JUV PROB COMM G	2,110,453.00	2,142,453.00	1,480,642.27	138,772.00	661,810.73	69.1%
TOTAL REVENUES	2,110,453.00	2,142,453.00	1,480,642.27	138,772.00	661,810.73	
<b>055 JUVENILE DETENTION</b>						
<b>45 Charges for Services</b>						
055 451300 CONTRACTSERV-OTHER COUN	500,000.00	500,000.00	637,425.00	95,815.00	-137,425.00	127.5
TOTAL Charges for Services	500,000.00	500,000.00	637,425.00	95,815.00	-137,425.00	127.5%
<b>80 Transfers</b>						
055 805100 XFER FROM LCJJC	4,603,377.00	4,603,377.00	1,947,138.12	.00	2,656,238.88	42.3
TOTAL Transfers	4,603,377.00	4,603,377.00	1,947,138.12	.00	2,656,238.88	42.3%
TOTAL JUVENILE DETENTION	5,103,377.00	5,103,377.00	2,584,563.12	95,815.00	2,518,813.88	50.6%
TOTAL REVENUES	5,103,377.00	5,103,377.00	2,584,563.12	95,815.00	2,518,813.88	
<b>057 JUVENILE FOOD SERVICE</b>						
<b>42 Intergovernmental</b>						
057 420100 GRANT REVENUE	.00	.00	6,405.19	.00	-6,405.19	100.0



**REVENUE SUMMARIES REPORT**  
**ACCOUNT SUMMARY JUNE 2022**

FOR 2022 09

	ORIGINAL ESTIM REV	REVISED EST REV	ACTUAL YTD REVENUE	ACTUAL MTD REVENUE	REMAINING REVENUE	PCT COLL
057 426600 DHS SCHOOL MEAL PROGRAM	150,000.00	150,000.00	65,654.70	.00	84,345.30	43.8
057 426700 DHS COMMODITIES PROGRAM	7,449.00	7,449.00	.00	.00	7,449.00	.0
TOTAL Intergovernmental	157,449.00	157,449.00	72,059.89	.00	85,389.11	45.8%
<b>80 Transfers</b>						
057 805100 XFER FROM LCJJC	230,963.00	230,963.00	203,576.13	.00	27,386.87	88.1
TOTAL Transfers	230,963.00	230,963.00	203,576.13	.00	27,386.87	88.1%
TOTAL JUVENILE FOOD SERVICE	388,412.00	388,412.00	275,636.02	.00	112,775.98	71.0%
TOTAL REVENUES	388,412.00	388,412.00	275,636.02	.00	112,775.98	
<b>064 TJJD (E) TITLE IV E GRANT</b>						
<b>42 Intergovernmental</b>						
064 420380 TITLE IV-E TJPC (E)	98,000.00	98,000.00	3,118.91	.00	94,881.09	3.2
TOTAL Intergovernmental	98,000.00	98,000.00	3,118.91	.00	94,881.09	3.2%
<b>80 Transfers</b>						
064 805100 XFER FROM LCJJC	106,400.00	106,400.00	.00	.00	106,400.00	.0
TOTAL Transfers	106,400.00	106,400.00	.00	.00	106,400.00	.0%
TOTAL TJJD (E) TITLE IV E GRAN	204,400.00	204,400.00	3,118.91	.00	201,281.09	1.5%
TOTAL REVENUES	204,400.00	204,400.00	3,118.91	.00	201,281.09	
<b>066 CJD RE ENTRY DRUG COURT GRANT</b>						
<b>42 Intergovernmental</b>						
066 420100 GRANT REVENUE	40,943.00	40,943.00	.00	.00	40,943.00	.0

**REVENUE SUMMARIES REPORT**  
**ACCOUNT SUMMARY JUNE 2022**

FOR 2022 09

	ORIGINAL ESTIM REV	REVISED EST REV	ACTUAL YTD REVENUE	ACTUAL MTD REVENUE	REMAINING REVENUE	PCT COLL
TOTAL Intergovernmental	40,943.00	40,943.00	.00	.00	40,943.00	.0%
TOTAL CJD RE ENTRY DRUG COURT	40,943.00	40,943.00	.00	.00	40,943.00	.0%
TOTAL REVENUES	40,943.00	40,943.00	.00	.00	40,943.00	
<b>067 CJD DWI COURT GRANT</b>						
<b>42 Intergovernmental</b>						
067 420100 GRANT REVENUE	32,951.00	32,951.00	5,233.54	.00	27,717.46	15.9
TOTAL Intergovernmental	32,951.00	32,951.00	5,233.54	.00	27,717.46	15.9%
TOTAL CJD DWI COURT GRANT	32,951.00	32,951.00	5,233.54	.00	27,717.46	15.9%
TOTAL REVENUES	32,951.00	32,951.00	5,233.54	.00	27,717.46	
<b>070 ON LINE ACCESS</b>						
<b>43 Fees</b>						
070 436910 ONLINE ACCESS FEE	35,000.00	35,000.00	6,890.00	.00	28,110.00	19.7
TOTAL Fees	35,000.00	35,000.00	6,890.00	.00	28,110.00	19.7%
<b>47 Interest</b>						
070 470000 INTEREST INCOME	4,000.00	4,000.00	998.32	.00	3,001.68	25.0
TOTAL Interest	4,000.00	4,000.00	998.32	.00	3,001.68	25.0%
<b>73 Draws</b>						
070 736100 DRAW FROM RESERVES	146,000.00	146,000.00	.00	.00	146,000.00	.0

**REVENUE SUMMARIES REPORT**  
**ACCOUNT SUMMARY JUNE 2022**

FOR 2022 09

	ORIGINAL ESTIM REV	REVISED EST REV	ACTUAL YTD REVENUE	ACTUAL MTD REVENUE	REMAINING REVENUE	PCT COLL
TOTAL Draws	146,000.00	146,000.00	.00	.00	146,000.00	.0%
TOTAL ON LINE ACCESS	185,000.00	185,000.00	7,888.32	.00	177,111.68	4.3%
TOTAL REVENUES	185,000.00	185,000.00	7,888.32	.00	177,111.68	
<b>072 CJD DRUG COURT GRANT</b>						
<b>42 Intergovernmental</b>						
072 420100 GRANT REVENUE	44,092.00	44,092.00	10,942.14	.00	33,149.86	24.8
TOTAL Intergovernmental	44,092.00	44,092.00	10,942.14	.00	33,149.86	24.8%
TOTAL CJD DRUG COURT GRANT	44,092.00	44,092.00	10,942.14	.00	33,149.86	24.8%
TOTAL REVENUES	44,092.00	44,092.00	10,942.14	.00	33,149.86	
<b>074 COUNTY DRUG COURT COURT COST</b>						
<b>43 Fees</b>						
074 437000 DRUG COURT FEE	9,260.00	9,260.00	16,862.35	6,450.72	-7,602.35	182.1
074 437200 COUNTY SPECIALTY COURT	9,260.00	9,260.00	.00	.00	9,260.00	.0
TOTAL Fees	18,520.00	18,520.00	16,862.35	6,450.72	1,657.65	91.0%
<b>47 Interest</b>						
074 470000 INTEREST INCOME	700.00	700.00	753.12	.00	-53.12	107.6
TOTAL Interest	700.00	700.00	753.12	.00	-53.12	107.6%
<b>73 Draws</b>						
074 736100 DRAW FROM RESERVES	14,020.00	14,020.00	.00	.00	14,020.00	.0

**REVENUE SUMMARIES REPORT**  
**ACCOUNT SUMMARY JUNE 2022**

FOR 2022 09

	ORIGINAL ESTIM REV	REVISED EST REV	ACTUAL YTD REVENUE	ACTUAL MTD REVENUE	REMAINING REVENUE	PCT COLL
TOTAL Draws	14,020.00	14,020.00	.00	.00	14,020.00	.0%
TOTAL COUNTY DRUG COURT COURT	33,240.00	33,240.00	17,615.47	6,450.72	15,624.53	53.0%
TOTAL REVENUES	33,240.00	33,240.00	17,615.47	6,450.72	15,624.53	
<b>075 DISPUTE RESOLUTION</b>						
<b>43 Fees</b>						
075 438000 ADR FEES	273,600.00	273,600.00	170,059.92	26,227.51	103,540.08	62.2
075 438100 ADMIN FEES	30,000.00	30,000.00	18,950.00	3,075.00	11,050.00	63.2
075 438210 MEDIATION FEES	41,000.00	41,000.00	40,113.70	3,867.50	886.30	97.8
075 438400 TRAINING FEES	25,750.00	25,750.00	20,825.00	2,625.00	4,925.00	80.9
075 438500 ADR FEE OTH COUNTY	1,000.00	1,000.00	469.90	120.00	530.10	47.0
TOTAL Fees	371,350.00	371,350.00	250,418.52	35,915.01	120,931.48	67.4%
<b>47 Interest</b>						
075 470000 INTEREST INCOME	.00	.00	2.46	.00	-2.46	100.0
TOTAL Interest	.00	.00	2.46	.00	-2.46	100.0%
TOTAL DISPUTE RESOLUTION	371,350.00	371,350.00	250,420.98	35,915.01	120,929.02	67.4%
TOTAL REVENUES	371,350.00	371,350.00	250,420.98	35,915.01	120,929.02	
<b>076 USDA AG MEDIATION GRANT</b>						
<b>42 Intergovernmental</b>						
076 422010 FSA-USDA GRANT REVENUE	300,000.00	300,000.00	94,747.94	34,483.40	205,252.06	31.6
TOTAL Intergovernmental	300,000.00	300,000.00	94,747.94	34,483.40	205,252.06	31.6%
<b>43 Fees</b>						
076 438220 PROGRAM INCOME	1,500.00	1,500.00	700.00	.00	800.00	46.7

**REVENUE SUMMARIES REPORT**  
ACCOUNT SUMMARY JUNE 2022

FOR 2022 09

	ORIGINAL ESTIM REV	REVISED EST REV	ACTUAL YTD REVENUE	ACTUAL MTD REVENUE	REMAINING REVENUE	PCT COLL
TOTAL Fees	1,500.00	1,500.00	700.00	.00	800.00	46.7%
<b>48 Other Revenue</b>						
076 480000 IN-KIND REVENUE	118,500.00	118,500.00	1,986.29	1,417.50	116,513.71	1.7
TOTAL Other Revenue	118,500.00	118,500.00	1,986.29	1,417.50	116,513.71	1.7%
<b>80 Transfers</b>						
076 807500 XFER FROM DISPUTE RESOL	.00	.00	38,619.97	13,361.10	-38,619.97	100.0
TOTAL Transfers	.00	.00	38,619.97	13,361.10	-38,619.97	100.0%
TOTAL USDA AG MEDIATION GRANT	420,000.00	420,000.00	136,054.20	49,262.00	283,945.80	32.4%
TOTAL REVENUES	420,000.00	420,000.00	136,054.20	49,262.00	283,945.80	
<b>077 DOMESTIC RELATIONS OFFICE</b>						
<b>43 Fees</b>						
077 438010 DRO FEES LUBBOCK COUNTY	23,000.00	23,000.00	14,147.32	2,058.60	8,852.68	61.5
077 438100 ADMIN FEES	.00	.00	162.50	.00	-162.50	100.0
077 438200 SERVICE FEES	43,000.00	43,000.00	25,639.58	2,695.00	17,360.42	59.6
077 438510 SUPERVISED VISITATION	16,000.00	16,000.00	16,000.00	2,120.00	.00	100.0
077 438700 COMMUNITY SUPERVISION	145,110.00	145,110.00	82,021.24	8,706.79	63,088.76	56.5
TOTAL Fees	227,110.00	227,110.00	137,970.64	15,580.39	89,139.36	60.8%
<b>47 Interest</b>						
077 470000 INTEREST INCOME	.00	.00	69.13	.00	-69.13	100.0
TOTAL Interest	.00	.00	69.13	.00	-69.13	100.0%

**REVENUE SUMMARIES REPORT**  
ACCOUNT SUMMARY JUNE 2022

FOR 2022 09

	ORIGINAL ESTIM REV	REVISED EST REV	ACTUAL YTD REVENUE	ACTUAL MTD REVENUE	REMAINING REVENUE	PCT COLL
TOTAL DOMESTIC RELATIONS OFFIC	227,110.00	227,110.00	138,039.77	15,580.39	89,070.23	60.8%
TOTAL REVENUES	227,110.00	227,110.00	138,039.77	15,580.39	89,070.23	
<b>078 MEDIATION &amp; MENTAL HEALTH GRAN</b>						
<b>42 Intergovernmental</b>						
078 420100 GRANT REVENUE	8,759.00	8,759.00	4,741.46	.00	4,017.54	54.1
TOTAL Intergovernmental	8,759.00	8,759.00	4,741.46	.00	4,017.54	54.1%
<b>48 Other Revenue</b>						
078 480000 IN-KIND REVENUE	4,791.00	4,791.00	1,146.53	.00	3,644.47	23.9
TOTAL Other Revenue	4,791.00	4,791.00	1,146.53	.00	3,644.47	23.9%
<b>80 Transfers</b>						
078 807500 XFER FROM DISPUTE RESOL	1,052.00	1,052.00	738.71	.00	313.29	70.2
TOTAL Transfers	1,052.00	1,052.00	738.71	.00	313.29	70.2%
TOTAL MEDIATION & MENTAL HEALT	14,602.00	14,602.00	6,626.70	.00	7,975.30	45.4%
TOTAL REVENUES	14,602.00	14,602.00	6,626.70	.00	7,975.30	
<b>079 VENUE HOT &amp; STVR TAX</b>						
<b>40 Tax Collections</b>						
079 401200 HOT TAX	1,700,000.00	1,700,000.00	1,552,885.18	242,122.60	147,114.82	91.3
079 401400 HOT TAX PENALTY & INTER	3,000.00	3,000.00	897.41	204.32	2,102.59	29.9
079 401600 SHORT TERM VEHICLE RENT	600,000.00	600,000.00	539,224.58	82,118.70	60,775.42	89.9
079 401700 STVR PENALTY AND INTERE	2,000.00	2,000.00	376.17	371.53	1,623.83	18.8

**REVENUE SUMMARIES REPORT**  
ACCOUNT SUMMARY JUNE 2022

FOR 2022 09

	ORIGINAL ESTIM REV	REVISED EST REV	ACTUAL YTD REVENUE	ACTUAL MTD REVENUE	REMAINING REVENUE	PCT COLL
TOTAL Tax Collections	2,305,000.00	2,305,000.00	2,093,383.34	324,817.15	211,616.66	90.8%
<b>47 Interest</b>						
079 470000 INTEREST INCOME	40,000.00	40,000.00	12,094.62	4,454.54	27,905.38	30.2
TOTAL Interest	40,000.00	40,000.00	12,094.62	4,454.54	27,905.38	30.2%
<b>48 Other Revenue</b>						
079 489900 OTHER REVENUE	.00	.00	6,395.78	.00	-6,395.78	100.0
TOTAL Other Revenue	.00	.00	6,395.78	.00	-6,395.78	100.0%
TOTAL VENUE HOT & STVR TAX	2,345,000.00	2,345,000.00	2,111,873.74	329,271.69	233,126.26	90.1%
TOTAL REVENUES	2,345,000.00	2,345,000.00	2,111,873.74	329,271.69	233,126.26	
<b>081 LAW LIBRARY</b>						
<b>45 Charges for Services</b>						
081 450900 COUNTY CLERK	67,500.00	67,500.00	45,990.01	6,580.00	21,509.99	68.1
081 451000 DISTRICT CLERK	104,700.00	104,700.00	71,865.06	11,380.15	32,834.94	68.6
TOTAL Charges for Services	172,200.00	172,200.00	117,855.07	17,960.15	54,344.93	68.4%
<b>47 Interest</b>						
081 470000 INTEREST INCOME	.00	.00	6.28	.00	-6.28	100.0
TOTAL Interest	.00	.00	6.28	.00	-6.28	100.0%
<b>48 Other Revenue</b>						
081 484601 COPIES-NETWORK PRINTER	200.00	200.00	78.00	8.80	122.00	39.0

**REVENUE SUMMARIES REPORT**  
**ACCOUNT SUMMARY JUNE 2022**

FOR 2022 09

	ORIGINAL ESTIM REV	REVISED EST REV	ACTUAL YTD REVENUE	ACTUAL MTD REVENUE	REMAINING REVENUE	PCT COLL
081 489900 OTHER REVENUE	.00	.00	4.75	4.75	-4.75	100.0
TOTAL Other Revenue	200.00	200.00	82.75	13.55	117.25	41.4%

**80 Transfers**

081 801100 XFER FROM GENERAL FUND	30,475.00	30,475.00	30,475.00	.00	.00	100.0
TOTAL Transfers	30,475.00	30,475.00	30,475.00	.00	.00	100.0%
TOTAL LAW LIBRARY	202,875.00	202,875.00	148,419.10	17,973.70	54,455.90	73.2%
TOTAL REVENUES	202,875.00	202,875.00	148,419.10	17,973.70	54,455.90	

**083 ELECTION SERVICES**

**45 Charges for Services**

083 453000 ELECTION SERVICES CONTR	769,775.00	769,775.00	335,353.18	74,398.15	434,421.82	43.6
TOTAL Charges for Services	769,775.00	769,775.00	335,353.18	74,398.15	434,421.82	43.6%
TOTAL ELECTION SERVICES	769,775.00	769,775.00	335,353.18	74,398.15	434,421.82	43.6%
TOTAL REVENUES	769,775.00	769,775.00	335,353.18	74,398.15	434,421.82	

**084 HELP AMERICA VOTE ACT**

**42 Intergovernmental**

084 420100 GRANT REVENUE	.00	4,024,697.00	4,024,697.00	.00	.00	100.0
TOTAL Intergovernmental	.00	4,024,697.00	4,024,697.00	.00	.00	100.0%
TOTAL HELP AMERICA VOTE ACT	.00	4,024,697.00	4,024,697.00	.00	.00	100.0%
TOTAL REVENUES	.00	4,024,697.00	4,024,697.00	.00	.00	

**085 ELECTION ADMINISTRATION**

**45 Charges for Services**



**REVENUE SUMMARIES REPORT**  
**ACCOUNT SUMMARY JUNE 2022**

FOR 2022 09

	ORIGINAL ESTIM REV	REVISED EST REV	ACTUAL YTD REVENUE	ACTUAL MTD REVENUE	REMAINING REVENUE	PCT COLL
<b>085 453000 ELECTION SERVICES CONTR</b>	64,000.00	64,000.00	48,865.62	48,865.62	15,134.38	76.4
TOTAL Charges for Services	64,000.00	64,000.00	48,865.62	48,865.62	15,134.38	76.4%
<b>47 Interest</b>						
<b>085 470000 INTEREST INCOME</b>	.00	.00	640.42	.00	-640.42	100.0
TOTAL Interest	.00	.00	640.42	.00	-640.42	100.0%
TOTAL ELECTION ADMINISTRATION	64,000.00	64,000.00	49,506.04	48,865.62	14,493.96	77.4%
TOTAL REVENUES	64,000.00	64,000.00	49,506.04	48,865.62	14,493.96	
<b>086 ELECTION EQUIPMENT</b>						
<b>45 Charges for Services</b>						
<b>086 453000 ELECTION SERVICES CONTR</b>	75,000.00	75,000.00	127,773.46	127,773.46	-52,773.46	170.4
TOTAL Charges for Services	75,000.00	75,000.00	127,773.46	127,773.46	-52,773.46	170.4%
<b>47 Interest</b>						
<b>086 470000 INTEREST INCOME</b>	.00	.00	773.83	.00	-773.83	100.0
TOTAL Interest	.00	.00	773.83	.00	-773.83	100.0%
<b>73 Draws</b>						
<b>086 736100 DRAW FROM RESERVES</b>	100.00	100.00	.00	.00	100.00	.0
TOTAL Draws	100.00	100.00	.00	.00	100.00	.0%
TOTAL ELECTION EQUIPMENT	75,100.00	75,100.00	128,547.29	127,773.46	-53,447.29	171.2%
TOTAL REVENUES	75,100.00	75,100.00	128,547.29	127,773.46	-53,447.29	

**REVENUE SUMMARIES REPORT**  
**ACCOUNT SUMMARY JUNE 2022**

FOR 2022 09

	ORIGINAL ESTIM REV	REVISED EST REV	ACTUAL YTD REVENUE	ACTUAL MTD REVENUE	REMAINING REVENUE	PCT COLL
<b>090 DIST CLK RECORDS MGT. AND PRES</b>						
<b>43 Fees</b>						
090 431200 DISTRICT CLERK RECORDS	18,800.00	18,800.00	4,899.36	78.23	13,900.64	26.1
TOTAL Fees	18,800.00	18,800.00	4,899.36	78.23	13,900.64	26.1%
<b>47 Interest</b>						
090 470000 INTEREST INCOME	600.00	600.00	203.49	.00	396.51	33.9
TOTAL Interest	600.00	600.00	203.49	.00	396.51	33.9%
<b>73 Draws</b>						
090 736100 DRAW FROM RESERVES	22,301.00	22,301.00	.00	.00	22,301.00	.0
TOTAL Draws	22,301.00	22,301.00	.00	.00	22,301.00	.0%
TOTAL DIST CLK RECORDS MGT. AN	41,701.00	41,701.00	5,102.85	78.23	36,598.15	12.2%
TOTAL REVENUES	41,701.00	41,701.00	5,102.85	78.23	36,598.15	
<b>091 CTY CLK RECORDS MGT. AND PRES</b>						
<b>43 Fees</b>						
091 431200 COUNTY CLERK RECORDS MG	545,725.00	545,725.00	477,136.19	50,827.56	68,588.81	87.4
TOTAL Fees	545,725.00	545,725.00	477,136.19	50,827.56	68,588.81	87.4%
<b>47 Interest</b>						
091 470000 INTEREST INCOME	10,000.00	10,000.00	13,708.41	.00	-3,708.41	137.1

**REVENUE SUMMARIES REPORT**  
ACCOUNT SUMMARY JUNE 2022

FOR 2022 09

	ORIGINAL ESTIM REV	REVISED EST REV	ACTUAL YTD REVENUE	ACTUAL MTD REVENUE	REMAINING REVENUE	PCT COLL
TOTAL Interest	10,000.00	10,000.00	13,708.41	.00	-3,708.41	137.1%
<b>73 Draws</b>						
091 736100 DRAW FROM RESERVES	90,267.00	90,267.00	.00	.00	90,267.00	.0
TOTAL Draws	90,267.00	90,267.00	.00	.00	90,267.00	.0%
TOTAL CTY CLK RECORDS MGT. AND	645,992.00	645,992.00	490,844.60	50,827.56	155,147.40	76.0%
TOTAL REVENUES	645,992.00	645,992.00	490,844.60	50,827.56	155,147.40	
<b>092 CTY RECORDS MGT. AND PRES</b>						
<b>43 Fees</b>						
092 431400 COUNTY RECORDS MGT. & P	58,000.00	58,000.00	90,401.72	22,188.20	-32,401.72	155.9
TOTAL Fees	58,000.00	58,000.00	90,401.72	22,188.20	-32,401.72	155.9%
<b>47 Interest</b>						
092 470000 INTEREST INCOME	6,000.00	6,000.00	1,087.55	.00	4,912.45	18.1
TOTAL Interest	6,000.00	6,000.00	1,087.55	.00	4,912.45	18.1%
<b>73 Draws</b>						
092 736100 DRAW FROM RESERVES	18,948.00	18,948.00	.00	.00	18,948.00	.0
TOTAL Draws	18,948.00	18,948.00	.00	.00	18,948.00	.0%
TOTAL CTY RECORDS MGT. AND PRE	82,948.00	82,948.00	91,489.27	22,188.20	-8,541.27	110.3%
TOTAL REVENUES	82,948.00	82,948.00	91,489.27	22,188.20	-8,541.27	

**093 COURTHOUSE SECURITY**

43 Fees

**REVENUE SUMMARIES REPORT**  
**ACCOUNT SUMMARY JUNE 2022**

FOR 2022 09

	ORIGINAL ESTIM REV	REVISED EST REV	ACTUAL YTD REVENUE	ACTUAL MTD REVENUE	REMAINING REVENUE	PCT COLL
<b>093 431510 COURTHOUSE SECURITY FEE</b>	110,000.00	110,000.00	117,155.97	23,148.87	-7,155.97	106.5
TOTAL Fees	110,000.00	110,000.00	117,155.97	23,148.87	-7,155.97	106.5%
<b>47 Interest</b>						
<b>093 470000 INTEREST INCOME</b>	.00	.00	45.14	.00	-45.14	100.0
TOTAL Interest	.00	.00	45.14	.00	-45.14	100.0%
TOTAL COURTHOUSE SECURITY	110,000.00	110,000.00	117,201.11	23,148.87	-7,201.11	106.5%
TOTAL REVENUES	110,000.00	110,000.00	117,201.11	23,148.87	-7,201.11	
<b>094 COURT RECORD PRESERVATION</b>						
<b>43 Fees</b>						
<b>094 430500 COUNTY CLERK COURT RECO</b>	20,000.00	20,000.00	4,390.00	10.00	15,610.00	22.0
<b>094 432600 DISTRICT CLERK COURT RE</b>	28,000.00	28,000.00	7,213.42	40.00	20,786.58	25.8
TOTAL Fees	48,000.00	48,000.00	11,603.42	50.00	36,396.58	24.2%
<b>47 Interest</b>						
<b>094 470000 INTEREST INCOME</b>	600.00	600.00	852.97	.00	-252.97	142.2
TOTAL Interest	600.00	600.00	852.97	.00	-252.97	142.2%
TOTAL COURT RECORD PRESERVATIO	48,600.00	48,600.00	12,456.39	50.00	36,143.61	25.6%
TOTAL REVENUES	48,600.00	48,600.00	12,456.39	50.00	36,143.61	
<b>095 LOCAL TRUANCY PREVENT &amp; DIVERS</b>						
<b>43 Fees</b>						
<b>095 435500 TRUANCY PREVENTION</b>	10,000.00	10,000.00	10,638.59	3,718.86	-638.59	106.4

**REVENUE SUMMARIES REPORT**  
ACCOUNT SUMMARY JUNE 2022

FOR 2022 09

	ORIGINAL ESTIM REV	REVISED EST REV	ACTUAL YTD REVENUE	ACTUAL MTD REVENUE	REMAINING REVENUE	PCT COLL
TOTAL Fees	10,000.00	10,000.00	10,638.59	3,718.86	-638.59	106.4%
<b>47 Interest</b>						
095 470000 INTEREST INCOME	15.00	15.00	77.40	.00	-62.40	516.0
TOTAL Interest	15.00	15.00	77.40	.00	-62.40	516.0%
<b>73 Draws</b>						
095 736100 DRAW FROM RESERVES	9,318.00	9,318.00	.00	.00	9,318.00	.0
TOTAL Draws	9,318.00	9,318.00	.00	.00	9,318.00	.0%
TOTAL LOCAL TRUANCY PREVENT & TOTAL REVENUES	19,333.00 19,333.00	19,333.00 19,333.00	10,715.99 10,715.99	3,718.86 3,718.86	8,617.01 8,617.01	55.4%
<b>096 HISTORICAL COMMISSION</b>						
<b>47 Interest</b>						
096 470000 INTEREST INCOME	100.00	100.00	42.72	.00	57.28	42.7
096 472000 ROYALTIES & DONATIONS	500.00	500.00	.00	.00	500.00	.0
TOTAL Interest	600.00	600.00	42.72	.00	557.28	7.1%
<b>80 Transfers</b>						
096 801100 XFER FROM GENERAL FUND	5,550.00	5,550.00	5,550.00	.00	.00	100.0
TOTAL Transfers	5,550.00	5,550.00	5,550.00	.00	.00	100.0%
TOTAL HISTORICAL COMMISSION TOTAL REVENUES	6,150.00 6,150.00	6,150.00 6,150.00	5,592.72 5,592.72	.00 .00	557.28 557.28	90.9%
<b>097 CHILD ABUSE PREVENTION</b>						

**REVENUE SUMMARIES REPORT**  
ACCOUNT SUMMARY JUNE 2022

FOR 2022 09

	ORIGINAL ESTIM REV	REVISED EST REV	ACTUAL YTD REVENUE	ACTUAL MTD REVENUE	REMAINING REVENUE	PCT COLL
<b>43 Fees</b>						
097 430100 CO CHILD ABUSE PREVENTI	1,000.00	1,000.00	461.06	163.72	538.94	46.1
TOTAL Fees	1,000.00	1,000.00	461.06	163.72	538.94	46.1%
<b>47 Interest</b>						
097 470000 INTEREST INCOME	25.00	25.00	12.87	.00	12.13	51.5
TOTAL Interest	25.00	25.00	12.87	.00	12.13	51.5%
<b>73 Draws</b>						
097 736100 DRAW FROM RESERVES	4,000.00	4,000.00	.00	.00	4,000.00	.0
TOTAL Draws	4,000.00	4,000.00	.00	.00	4,000.00	.0%
TOTAL CHILD ABUSE PREVENTION	5,025.00	5,025.00	473.93	163.72	4,551.07	9.4%
TOTAL REVENUES	5,025.00	5,025.00	473.93	163.72	4,551.07	
<b>099 CTY/DIST COURT TECHNOLOGY</b>						
<b>43 Fees</b>						
099 430510 COUNTY COURT TECHNOLOGY	3,300.00	3,300.00	866.19	7.74	2,433.81	26.2
099 432610 DISTRICT COURT TECHNOLO	2,800.00	2,800.00	2,166.01	1,069.59	633.99	77.4
TOTAL Fees	6,100.00	6,100.00	3,032.20	1,077.33	3,067.80	49.7%
<b>47 Interest</b>						
099 470000 INTEREST INCOME	750.00	750.00	224.94	.00	525.06	30.0
TOTAL Interest	750.00	750.00	224.94	.00	525.06	30.0%

**REVENUE SUMMARIES REPORT**  
**ACCOUNT SUMMARY JUNE 2022**

FOR 2022 09

	ORIGINAL ESTIM REV	REVISED EST REV	ACTUAL YTD REVENUE	ACTUAL MTD REVENUE	REMAINING REVENUE	PCT COLL
<b>73 Draws</b>						
099 736100 DRAW FROM RESERVES	150.00	150.00	.00	.00	150.00	.0
TOTAL Draws	150.00	150.00	.00	.00	150.00	.0%
TOTAL CTY/DIST COURT TECHNOLOG	7,000.00	7,000.00	3,257.14	1,077.33	3,742.86	46.5%
TOTAL REVENUES	7,000.00	7,000.00	3,257.14	1,077.33	3,742.86	
<b>102 DIST COURT RECORDS TECHNOLOGY</b>						
<b>43 Fees</b>						
102 437310 DISTRICT COURT RECORDS	32,000.00	32,000.00	8,998.10	71.20	23,001.90	28.1
TOTAL Fees	32,000.00	32,000.00	8,998.10	71.20	23,001.90	28.1%
<b>47 Interest</b>						
102 470000 INTEREST INCOME	1,500.00	1,500.00	318.26	.00	1,181.74	21.2
TOTAL Interest	1,500.00	1,500.00	318.26	.00	1,181.74	21.2%
<b>73 Draws</b>						
102 736100 DRAW FROM RESERVES	30,750.00	30,750.00	.00	.00	30,750.00	.0
TOTAL Draws	30,750.00	30,750.00	.00	.00	30,750.00	.0%
TOTAL DIST COURT RECORDS TECHN	64,250.00	64,250.00	9,316.36	71.20	54,933.64	14.5%
TOTAL REVENUES	64,250.00	64,250.00	9,316.36	71.20	54,933.64	
<b>103 COUNTY CLERK RECORDS ARCHIVES</b>						
<b>43 Fees</b>						
103 437300 COUNTY CLERK RECORDS AR	550,000.00	550,000.00	474,440.00	64,990.00	75,560.00	86.3

**REVENUE SUMMARIES REPORT**  
ACCOUNT SUMMARY JUNE 2022

FOR 2022 09

	ORIGINAL ESTIM REV	REVISED EST REV	ACTUAL YTD REVENUE	ACTUAL MTD REVENUE	REMAINING REVENUE	PCT COLL
TOTAL Fees	550,000.00	550,000.00	474,440.00	64,990.00	75,560.00	86.3%
<b>47 Interest</b>						
103 470000 INTEREST INCOME	10,000.00	10,000.00	9,512.30	.00	487.70	95.1
TOTAL Interest	10,000.00	10,000.00	9,512.30	.00	487.70	95.1%
<b>73 Draws</b>						
103 736100 DRAW FROM RESERVES	880,000.00	880,000.00	.00	.00	880,000.00	.0
TOTAL Draws	880,000.00	880,000.00	.00	.00	880,000.00	.0%
TOTAL COUNTY CLERK RECORDS ARC	1,440,000.00	1,440,000.00	483,952.30	64,990.00	956,047.70	33.6%
TOTAL REVENUES	1,440,000.00	1,440,000.00	483,952.30	64,990.00	956,047.70	
<b>105 COMMUNITY/ECONOMIC DEV PRG</b>						
<b>42 Intergovernmental</b>						
105 420300 STATE GRANT REVENUE	16,000.00	16,000.00	.00	.00	16,000.00	.0
TOTAL Intergovernmental	16,000.00	16,000.00	.00	.00	16,000.00	.0%
<b>47 Interest</b>						
105 470000 INTEREST INCOME	700.00	700.00	1,201.82	.00	-501.82	171.7
TOTAL Interest	700.00	700.00	1,201.82	.00	-501.82	171.7%
<b>73 Draws</b>						
105 736100 DRAW FROM RESERVES	6,800.00	6,800.00	.00	.00	6,800.00	.0



**REVENUE SUMMARIES REPORT**  
ACCOUNT SUMMARY JUNE 2022

FOR 2022 09

	ORIGINAL ESTIM REV	REVISED EST REV	ACTUAL YTD REVENUE	ACTUAL MTD REVENUE	REMAINING REVENUE	PCT COLL
TOTAL Draws	6,800.00	6,800.00	.00	.00	6,800.00	.0%
TOTAL COMMUNITY/ECONOMIC DEV P	23,500.00	23,500.00	1,201.82	.00	22,298.18	5.1%
TOTAL REVENUES	23,500.00	23,500.00	1,201.82	.00	22,298.18	
<b>106 AMERICAN RESCUE PLAN ACT</b>						
<b>42 Intergovernmental</b>						
106 420100 GRANT REVENUE	.00	60,324,387.00	60,324,387.00	30,162,193.50	.00	100.0
TOTAL Intergovernmental	.00	60,324,387.00	60,324,387.00	30,162,193.50	.00	100.0%
<b>47 Interest</b>						
106 470000 INTEREST INCOME	.00	.00	97,863.76	.00	-97,863.76	100.0
TOTAL Interest	.00	.00	97,863.76	.00	-97,863.76	100.0%
<b>73 Draws</b>						
106 736100 DRAW FROM RESERVES	30,162,197.00	.00	.00	.00	.00	.0
TOTAL Draws	30,162,197.00	.00	.00	.00	.00	.0%
TOTAL AMERICAN RESCUE PLAN ACT	30,162,197.00	60,324,387.00	60,422,250.76	30,162,193.50	-97,863.76	100.2%
TOTAL REVENUES	30,162,197.00	60,324,387.00	60,422,250.76	30,162,193.50	-97,863.76	
<b>108 JP1 JUSTICE COURT TECHNOLOGY</b>						
<b>43 Fees</b>						
108 430120 JUDICIAL TECH FUND FEE-	7,500.00	7,500.00	3,458.73	892.04	4,041.27	46.1

**REVENUE SUMMARIES REPORT**  
**ACCOUNT SUMMARY JUNE 2022**

FOR 2022 09

	ORIGINAL ESTIM REV	REVISED EST REV	ACTUAL YTD REVENUE	ACTUAL MTD REVENUE	REMAINING REVENUE	PCT COLL
TOTAL Fees	7,500.00	7,500.00	3,458.73	892.04	4,041.27	46.1%
<b>47 Interest</b>						
108 470000 INTEREST INCOME	1,500.00	1,500.00	219.61	.00	1,280.39	14.6
TOTAL Interest	1,500.00	1,500.00	219.61	.00	1,280.39	14.6%
<b>73 Draws</b>						
108 736100 DRAW FROM RESERVES	49,153.00	49,153.00	.00	.00	49,153.00	.0
TOTAL Draws	49,153.00	49,153.00	.00	.00	49,153.00	.0%
TOTAL JP1 JUSTICE COURT TECHNO	58,153.00	58,153.00	3,678.34	892.04	54,474.66	6.3%
TOTAL REVENUES	58,153.00	58,153.00	3,678.34	892.04	54,474.66	
<b>109 JP2 JUSTICE COURT TECHNOLOGY</b>						
<b>43 Fees</b>						
109 430210 JUDICIAL TECH FUND FEE-	2,000.00	2,000.00	1,382.05	651.47	617.95	69.1
TOTAL Fees	2,000.00	2,000.00	1,382.05	651.47	617.95	69.1%
<b>47 Interest</b>						
109 470000 INTEREST INCOME	333.00	333.00	315.73	.00	17.27	94.8
TOTAL Interest	333.00	333.00	315.73	.00	17.27	94.8%
<b>73 Draws</b>						
109 736100 DRAW FROM RESERVES	40,479.00	40,479.00	.00	.00	40,479.00	.0

**REVENUE SUMMARIES REPORT**  
ACCOUNT SUMMARY JUNE 2022

FOR 2022 09

	ORIGINAL ESTIM REV	REVISED EST REV	ACTUAL YTD REVENUE	ACTUAL MTD REVENUE	REMAINING REVENUE	PCT COLL
TOTAL Draws	40,479.00	40,479.00	.00	.00	40,479.00	.0%
TOTAL JP2 JUSTICE COURT TECHNO	42,812.00	42,812.00	1,697.78	651.47	41,114.22	4.0%
TOTAL REVENUES	42,812.00	42,812.00	1,697.78	651.47	41,114.22	
<b>110 JP3 JUSTICE COURT TECHNOLOGY</b>						
<b>43 Fees</b>						
110 430310 JUDICIAL TECH FUND FEE-	2,000.00	2,000.00	1,578.56	289.93	421.44	78.9
TOTAL Fees	2,000.00	2,000.00	1,578.56	289.93	421.44	78.9%
<b>47 Interest</b>						
110 470000 INTEREST INCOME	101.00	101.00	92.74	.00	8.26	91.8
TOTAL Interest	101.00	101.00	92.74	.00	8.26	91.8%
<b>73 Draws</b>						
110 736100 DRAW FROM RESERVES	13,599.00	13,599.00	.00	.00	13,599.00	.0
TOTAL Draws	13,599.00	13,599.00	.00	.00	13,599.00	.0%
TOTAL JP3 JUSTICE COURT TECHNO	15,700.00	15,700.00	1,671.30	289.93	14,028.70	10.6%
TOTAL REVENUES	15,700.00	15,700.00	1,671.30	289.93	14,028.70	
<b>111 JP4 JUSTICE COURT TECHNOLOGY</b>						
<b>43 Fees</b>						
111 430400 JUDICIAL TECH FUND FEE-	7,330.00	7,330.00	3,828.48	1,270.88	3,501.52	52.2

**REVENUE SUMMARIES REPORT**  
ACCOUNT SUMMARY JUNE 2022

FOR 2022 09

	ORIGINAL ESTIM REV	REVISED EST REV	ACTUAL YTD REVENUE	ACTUAL MTD REVENUE	REMAINING REVENUE	PCT COLL
TOTAL Fees	7,330.00	7,330.00	3,828.48	1,270.88	3,501.52	52.2%
<b>47 Interest</b>						
111 470000 INTEREST INCOME	300.00	300.00	283.02	.00	16.98	94.3
TOTAL Interest	300.00	300.00	283.02	.00	16.98	94.3%
<b>73 Draws</b>						
111 736100 DRAW FROM RESERVES	920.00	920.00	.00	.00	920.00	.0
TOTAL Draws	920.00	920.00	.00	.00	920.00	.0%
TOTAL JP4 JUSTICE COURT TECHNO	8,550.00	8,550.00	4,111.50	1,270.88	4,438.50	48.1%
TOTAL REVENUES	8,550.00	8,550.00	4,111.50	1,270.88	4,438.50	
<b>112 COURT FACILITY FEE</b>						
<b>43 Fees</b>						
112 430300 COUNTY CLERK	.00	.00	17,640.00	3,740.00	-17,640.00	100.0
112 432300 DISTRICT CLERK FEES	.00	.00	26,460.06	6,400.01	-26,460.06	100.0
TOTAL Fees	.00	.00	44,100.06	10,140.01	-44,100.06	100.0%
<b>47 Interest</b>						
112 470000 INTEREST INCOME	.00	.00	14.03	.00	-14.03	100.0
TOTAL Interest	.00	.00	14.03	.00	-14.03	100.0%
TOTAL COURT FACILITY FEE	.00	.00	44,114.09	10,140.01	-44,114.09	100.0%
TOTAL REVENUES	.00	.00	44,114.09	10,140.01	-44,114.09	
<b>114 JUDICIAL EDUCATION &amp; SUPPORT</b>						

**REVENUE SUMMARIES REPORT**  
**ACCOUNT SUMMARY JUNE 2022**

FOR 2022 09

	ORIGINAL ESTIM REV	REVISED EST REV	ACTUAL YTD REVENUE	ACTUAL MTD REVENUE	REMAINING REVENUE	PCT COLL
<b>43 Fees</b>						
114 430300 COUNTY CLERK	.00	.00	2,935.06	2,935.06	-2,935.06	100.0
TOTAL Fees	.00	.00	2,935.06	2,935.06	-2,935.06	100.0%
TOTAL JUDICIAL EDUCATION & SUP	.00	.00	2,935.06	2,935.06	-2,935.06	100.0%
TOTAL REVENUES	.00	.00	2,935.06	2,935.06	-2,935.06	
<b>115 LANGUAGE ACCESS</b>						
<b>43 Fees</b>						
115 430300 COUNTY CLERK	.00	.00	2,646.02	561.00	-2,646.02	100.0
115 432300 DISTRICT CLERK FEES	.00	.00	3,969.15	960.04	-3,969.15	100.0
115 433100 JP PRECINCT 1	.00	.00	1,839.00	339.00	-1,839.00	100.0
115 433200 JP PRECINCT 2	.00	.00	2,535.00	441.00	-2,535.00	100.0
115 433300 JP PRECINCT 3	.00	.00	3,657.00	693.00	-3,657.00	100.0
115 433400 JP PRECINCT 4	.00	.00	1,696.09	279.00	-1,696.09	100.0
TOTAL Fees	.00	.00	16,342.26	3,273.04	-16,342.26	100.0%
<b>47 Interest</b>						
115 470000 INTEREST INCOME	.00	.00	5.06	.00	-5.06	100.0
TOTAL Interest	.00	.00	5.06	.00	-5.06	100.0%
TOTAL LANGUAGE ACCESS	.00	.00	16,347.32	3,273.04	-16,347.32	100.0%
TOTAL REVENUES	.00	.00	16,347.32	3,273.04	-16,347.32	
<b>122 SHERIFF CONTRABAND</b>						
<b>46 Fines/Forfeitures</b>						
122 461200 FORFEIT ASSETS - DEA	100,000.00	100,000.00	.00	.00	100,000.00	.0

**REVENUE SUMMARIES REPORT**  
**ACCOUNT SUMMARY JUNE 2022**

FOR 2022 09

	ORIGINAL ESTIM REV	REVISED EST REV	ACTUAL YTD REVENUE	ACTUAL MTD REVENUE	REMAINING REVENUE	PCT COLL
<b>122 461400 FORFEITED FUNDS-CRIMINA</b>	150,000.00	150,000.00	186,250.50	11,951.00	-36,250.50	124.2
TOTAL Fines/Forfeitures	250,000.00	250,000.00	186,250.50	11,951.00	63,749.50	74.5%
<b>47 Interest</b>						
<b>122 470000 INTEREST INCOME</b>	3,500.00	3,500.00	1,191.17	415.90	2,308.83	34.0
TOTAL Interest	3,500.00	3,500.00	1,191.17	415.90	2,308.83	34.0%
<b>48 Other Revenue</b>						
<b>122 489900 OTHER REVENUE</b>	10,000.00	10,000.00	6,840.00	.00	3,160.00	68.4
TOTAL Other Revenue	10,000.00	10,000.00	6,840.00	.00	3,160.00	68.4%
TOTAL SHERIFF CONTRABAND	263,500.00	263,500.00	194,281.67	12,366.90	69,218.33	73.7%
TOTAL REVENUES	263,500.00	263,500.00	194,281.67	12,366.90	69,218.33	
<b>124 INMATE SUPPLY</b>						
<b>47 Interest</b>						
<b>124 470000 INTEREST INCOME</b>	17,000.00	17,000.00	8,278.83	2,567.80	8,721.17	48.7
TOTAL Interest	17,000.00	17,000.00	8,278.83	2,567.80	8,721.17	48.7%
<b>48 Other Revenue</b>						
<b>124 484300 CONCESSION COMMISSIONS</b>	830,000.00	830,000.00	936,864.81	91,374.40	-106,864.81	112.9
<b>124 489900 OTHER REVENUE</b>	17,000.00	17,000.00	2,249.32	24.39	14,750.68	13.2
TOTAL Other Revenue	847,000.00	847,000.00	939,114.13	91,398.79	-92,114.13	110.9%
TOTAL INMATE SUPPLY	864,000.00	864,000.00	947,392.96	93,966.59	-83,392.96	109.7%
TOTAL REVENUES	864,000.00	864,000.00	947,392.96	93,966.59	-83,392.96	

**REVENUE SUMMARIES REPORT**  
**ACCOUNT SUMMARY JUNE 2022**

FOR 2022 09

	ORIGINAL ESTIM REV	REVISED EST REV	ACTUAL YTD REVENUE	ACTUAL MTD REVENUE	REMAINING REVENUE	PCT COLL
<b>126 VINE GRANT</b>						
<b>42 Intergovernmental</b>						
126 420370 STATE REVENUE	30,171.00	30,171.00	22,607.76	.00	7,563.24	74.9
TOTAL Intergovernmental	30,171.00	30,171.00	22,607.76	.00	7,563.24	74.9%
TOTAL VINE GRANT	30,171.00	30,171.00	22,607.76	.00	7,563.24	74.9%
TOTAL REVENUES	30,171.00	30,171.00	22,607.76	.00	7,563.24	
<b>128 HOMELAND SECURITY GRANT</b>						
<b>42 Intergovernmental</b>						
128 423000 2014 HSGP HOMELAND SECU	25,000.00	155,466.00	109,844.43	12,473.75	45,621.57	70.7
TOTAL Intergovernmental	25,000.00	155,466.00	109,844.43	12,473.75	45,621.57	70.7%
TOTAL HOMELAND SECURITY GRANT	25,000.00	155,466.00	109,844.43	12,473.75	45,621.57	70.7%
TOTAL REVENUES	25,000.00	155,466.00	109,844.43	12,473.75	45,621.57	
<b>129 HAZARD MITIGATION GRANT-EM</b>						
<b>42 Intergovernmental</b>						
129 423300 HAZARD MITIGATION GRANT	.00	185,600.00	.00	.00	185,600.00	.0
129 423400 HAZARD MITIGATION INKIN	.00	58,000.00	.00	.00	58,000.00	.0
TOTAL Intergovernmental	.00	243,600.00	.00	.00	243,600.00	.0%
TOTAL HAZARD MITIGATION GRANT-	.00	243,600.00	.00	.00	243,600.00	.0%
TOTAL REVENUES	.00	243,600.00	.00	.00	243,600.00	
<b>130 PROJECT SAFE NEIGHBORHOOD</b>						
<b>42 Intergovernmental</b>						

**REVENUE SUMMARIES REPORT**  
**ACCOUNT SUMMARY JUNE 2022**

FOR 2022 09

	ORIGINAL ESTIM REV	REVISED EST REV	ACTUAL YTD REVENUE	ACTUAL MTD REVENUE	REMAINING REVENUE	PCT COLL
<b>130 420100 GRANT REVENUE</b>	89,839.00	89,839.00	32,533.74	7,686.59	57,305.26	36.2
TOTAL Intergovernmental	89,839.00	89,839.00	32,533.74	7,686.59	57,305.26	36.2%
TOTAL PROJECT SAFE NEIGHBORHOOD	89,839.00	89,839.00	32,533.74	7,686.59	57,305.26	36.2%
TOTAL REVENUES	89,839.00	89,839.00	32,533.74	7,686.59	57,305.26	
<b>142 LEOSE SHERIFF</b>						
<b>42 Intergovernmental</b>						
<b>142 424700 LEOSE REVENUE</b>	119,188.00	119,188.00	21,249.58	.00	97,938.42	17.8
TOTAL Intergovernmental	119,188.00	119,188.00	21,249.58	.00	97,938.42	17.8%
<b>47 Interest</b>						
<b>142 470000 INTEREST INCOME</b>	1,500.00	1,500.00	467.46	.00	1,032.54	31.2
TOTAL Interest	1,500.00	1,500.00	467.46	.00	1,032.54	31.2%
TOTAL LEOSE SHERIFF	120,688.00	120,688.00	21,717.04	.00	98,970.96	18.0%
TOTAL REVENUES	120,688.00	120,688.00	21,717.04	.00	98,970.96	
<b>145 SHERIFF COMMISSARY SALARY</b>						
<b>42 Intergovernmental</b>						
<b>145 424500 COMMISSARY SALARY REIMB</b>	680,525.00	680,525.00	495,030.85	86,377.49	185,494.15	72.7
TOTAL Intergovernmental	680,525.00	680,525.00	495,030.85	86,377.49	185,494.15	72.7%
TOTAL SHERIFF COMMISSARY SALAR	680,525.00	680,525.00	495,030.85	86,377.49	185,494.15	72.7%
TOTAL REVENUES	680,525.00	680,525.00	495,030.85	86,377.49	185,494.15	
<b>146 LECD EMER COMMUNICATION GRANT</b>						
<b>42 Intergovernmental</b>						



**REVENUE SUMMARIES REPORT**  
**ACCOUNT SUMMARY JUNE 2022**

FOR 2022 09

	ORIGINAL ESTIM REV	REVISED EST REV	ACTUAL YTD REVENUE	ACTUAL MTD REVENUE	REMAINING REVENUE	PCT COLL
<b>146 420410 GRANT REVENUE LECD</b>	.00	11,724.00	.00	.00	11,724.00	.0
TOTAL Intergovernmental	.00	11,724.00	.00	.00	11,724.00	.0%
TOTAL LECD EMER COMMUNICATION	.00	11,724.00	.00	.00	11,724.00	.0%
TOTAL REVENUES	.00	11,724.00	.00	.00	11,724.00	
<b>148 MAT RE-ENTRY PROGRAM</b>						
<b>42 Intergovernmental</b>						
<b>148 420100 GRANT REVENUE</b>	214,049.00	214,049.00	1,318.30	.00	212,730.70	.6
TOTAL Intergovernmental	214,049.00	214,049.00	1,318.30	.00	212,730.70	.6%
TOTAL MAT RE-ENTRY PROGRAM	214,049.00	214,049.00	1,318.30	.00	212,730.70	.6%
TOTAL REVENUES	214,049.00	214,049.00	1,318.30	.00	212,730.70	
<b>150 TAG GRANT</b>						
<b>42 Intergovernmental</b>						
<b>150 420100 GRANT REVENUE</b>	845,891.00	845,891.00	495,373.17	56,711.43	350,517.83	58.6
TOTAL Intergovernmental	845,891.00	845,891.00	495,373.17	56,711.43	350,517.83	58.6%
TOTAL TAG GRANT	845,891.00	845,891.00	495,373.17	56,711.43	350,517.83	58.6%
TOTAL REVENUES	845,891.00	845,891.00	495,373.17	56,711.43	350,517.83	
<b>161 CDA BUSINESS CRIMES</b>						
<b>43 Fees</b>						
<b>161 434200 BAD CHECK COLLECTION FE</b>	60,000.00	60,000.00	17,784.29	.00	42,215.71	29.6

**REVENUE SUMMARIES REPORT**  
**ACCOUNT SUMMARY JUNE 2022**

FOR 2022 09

	ORIGINAL ESTIM REV	REVISED EST REV	ACTUAL YTD REVENUE	ACTUAL MTD REVENUE	REMAINING REVENUE	PCT COLL
TOTAL Fees	60,000.00	60,000.00	17,784.29	.00	42,215.71	29.6%
<b>47 Interest</b>						
161 470000 INTEREST INCOME	380.00	380.00	73.73	.00	306.27	19.4
TOTAL Interest	380.00	380.00	73.73	.00	306.27	19.4%
<b>48 Other Revenue</b>						
161 481500 OTHER REFUNDS/REIMBURSE	38,005.00	38,005.00	14,171.05	.00	23,833.95	37.3
161 489900 OTHER REVENUE	10,115.00	10,115.00	6,354.75	.00	3,760.25	62.8
TOTAL Other Revenue	48,120.00	48,120.00	20,525.80	.00	27,594.20	42.7%
TOTAL CDA BUSINESS CRIMES	108,500.00	108,500.00	38,383.82	.00	70,116.18	35.4%
TOTAL REVENUES	108,500.00	108,500.00	38,383.82	.00	70,116.18	
<b>163 CDA CONTRABAND</b>						
<b>47 Interest</b>						
163 470000 INTEREST INCOME	500.00	500.00	88.91	.00	411.09	17.8
TOTAL Interest	500.00	500.00	88.91	.00	411.09	17.8%
<b>48 Other Revenue</b>						
163 489900 OTHER REVENUE	76,000.00	76,000.00	64,655.95	.00	11,344.05	85.1
TOTAL Other Revenue	76,000.00	76,000.00	64,655.95	.00	11,344.05	85.1%
TOTAL CDA CONTRABAND	76,500.00	76,500.00	64,744.86	.00	11,755.14	84.6%
TOTAL REVENUES	76,500.00	76,500.00	64,744.86	.00	11,755.14	
<b>164 CDA SPATTF GRANT</b>						

**REVENUE SUMMARIES REPORT**  
**ACCOUNT SUMMARY JUNE 2022**

FOR 2022 09

	ORIGINAL ESTIM REV	REVISED EST REV	ACTUAL YTD REVENUE	ACTUAL MTD REVENUE	REMAINING REVENUE	PCT COLL
<b>42 Intergovernmental</b>						
164 420100 GRANT REVENUE	.00	29,960.00	29,960.00	.00	.00	100.0
164 420300 STATE GRANT REVENUE	446,785.00	446,785.00	301,528.57	.00	145,256.43	67.5
164 420400 SPATTF REVENUE-FEDERAL	.00	.00	-110.50	.00	110.50	100.0
TOTAL Intergovernmental	446,785.00	476,745.00	331,378.07	.00	145,366.93	69.5%
<b>47 Interest</b>						
164 470010 INTEREST INCOME-PROGRAM	.00	.00	7,972.80	53.91	-7,972.80	100.0
164 470100 INTEREST INCOME-FEDERAL	.00	.00	1,829.39	1.52	-1,829.39	100.0
TOTAL Interest	.00	.00	9,802.19	55.43	-9,802.19	100.0%
<b>48 Other Revenue</b>						
164 480000 IN-KIND REVENUE	185,098.00	216,964.00	171,850.87	15,424.83	45,113.13	79.2
164 480520 SPATTF PROGRAM INCOME	36,628.00	36,628.00	65,880.47	4,120.00	-29,252.47	179.9
TOTAL Other Revenue	221,726.00	253,592.00	237,731.34	19,544.83	15,860.66	93.7%
<b>80 Transfers</b>						
164 801100 XFER FROM GENERAL FUND	218,469.00	218,469.00	147,073.93	.00	71,395.07	67.3
TOTAL Transfers	218,469.00	218,469.00	147,073.93	.00	71,395.07	67.3%
TOTAL CDA SPATTF GRANT	886,980.00	948,806.00	725,985.53	19,600.26	222,820.47	76.5%
TOTAL REVENUES	886,980.00	948,806.00	725,985.53	19,600.26	222,820.47	
<b>166 CDA JAG GRANT</b>						
<b>42 Intergovernmental</b>						
166 422600 FEDERAL GRANT REVENUE-J	88,428.00	88,428.00	88,428.00	.00	.00	100.0

**REVENUE SUMMARIES REPORT**  
**ACCOUNT SUMMARY JUNE 2022**

FOR 2022 09

	ORIGINAL ESTIM REV	REVISED EST REV	ACTUAL YTD REVENUE	ACTUAL MTD REVENUE	REMAINING REVENUE	PCT COLL
166 422700 FEDERAL GRANT REVENUE-J	.00	.00	101,978.50	101,978.50	-101,978.50	100.0
166 422800 FEDERAL GRANT REVENUE-J	64,807.00	64,807.00	67,086.94	.00	-2,279.94	103.5
TOTAL Intergovernmental	153,235.00	153,235.00	257,493.44	101,978.50	-104,258.44	168.0%
<b>47 Interest</b>						
166 470020 INTEREST REVENUE JAG19	.00	.00	1,290.20	41.99	-1,290.20	100.0
166 470120 INTEREST REVENUE JAG20	.00	.00	301.32	63.93	-301.32	100.0
166 470900 INTEREST REVENUE JAG21	.00	.00	57.61	57.61	-57.61	100.0
TOTAL Interest	.00	.00	1,649.13	163.53	-1,649.13	100.0%
TOTAL CDA JAG GRANT	153,235.00	153,235.00	259,142.57	102,142.03	-105,907.57	169.1%
TOTAL REVENUES	153,235.00	153,235.00	259,142.57	102,142.03	-105,907.57	
<b>168 CDA Border Prosecution Unit</b>						
<b>42 Intergovernmental</b>						
168 420100 GRANT REVENUE	273,772.00	273,772.00	93,607.42	9,817.65	180,164.58	34.2
TOTAL Intergovernmental	273,772.00	273,772.00	93,607.42	9,817.65	180,164.58	34.2%
TOTAL CDA Border Prosecution U	273,772.00	273,772.00	93,607.42	9,817.65	180,164.58	34.2%
TOTAL REVENUES	273,772.00	273,772.00	93,607.42	9,817.65	180,164.58	
<b>171 CDA VOCA VICTIM ADV PROJECT</b>						
<b>42 Intergovernmental</b>						
171 420300 STATE GRANT REVENUE	119,970.00	119,970.00	77,830.64	10,305.48	42,139.36	64.9
TOTAL Intergovernmental	119,970.00	119,970.00	77,830.64	10,305.48	42,139.36	64.9%
<b>80 Transfers</b>						
171 801100 XFER FROM GENERAL FUND	29,993.00	29,993.00	19,457.68	2,576.38	10,535.32	64.9

**REVENUE SUMMARIES REPORT**  
ACCOUNT SUMMARY JUNE 2022

FOR 2022 09

	ORIGINAL ESTIM REV	REVISED EST REV	ACTUAL YTD REVENUE	ACTUAL MTD REVENUE	REMAINING REVENUE	PCT COLL
TOTAL Transfers	29,993.00	29,993.00	19,457.68	2,576.38	10,535.32	64.9%
TOTAL CDA VOCA VICTIM ADV PROJ	149,963.00	149,963.00	97,288.32	12,881.86	52,674.68	64.9%
TOTAL REVENUES	149,963.00	149,963.00	97,288.32	12,881.86	52,674.68	
<b>201 GEN OB REFUNDING BOND SRS 2016</b>						
<b>40 Tax Collections</b>						
201 400100 CURRENT AD VALOREM TAXE	5,120,199.00	5,120,199.00	5,121,040.03	21,362.04	-841.03	100.0
201 400400 PEN & INT - CURRENT LEV	20,993.00	20,993.00	21,324.90	2,533.16	-331.90	101.6
201 400500 DELIQ TAXES - PRIOR YEA	31,233.00	31,233.00	35,276.65	2,369.64	-4,043.65	112.9
201 400600 PEN & INT - PRIOR YEARS	15,873.00	15,873.00	17,404.90	978.33	-1,531.90	109.7
TOTAL Tax Collections	5,188,298.00	5,188,298.00	5,195,046.48	27,243.17	-6,748.48	100.1%
<b>47 Interest</b>						
201 470000 INTEREST INCOME	10,000.00	10,000.00	7,679.42	.00	2,320.58	76.8
TOTAL Interest	10,000.00	10,000.00	7,679.42	.00	2,320.58	76.8%
<b>73 Draws</b>						
201 736100 DRAW FROM RESERVES	534,952.00	534,952.00	.00	.00	534,952.00	.0
TOTAL Draws	534,952.00	534,952.00	.00	.00	534,952.00	.0%
TOTAL GEN OB REFUNDING BOND SR	5,733,250.00	5,733,250.00	5,202,725.90	27,243.17	530,524.10	90.7%
TOTAL REVENUES	5,733,250.00	5,733,250.00	5,202,725.90	27,243.17	530,524.10	

**202 UNLIMITED TAX ROAD BONDS**

<b>40 Tax Collections</b>						
202 400100 CURRENT AD VALOREM TAXE	1,387,970.00	1,387,970.00	1,399,750.52	5,838.97	-11,780.52	100.8

**REVENUE SUMMARIES REPORT**  
ACCOUNT SUMMARY JUNE 2022

FOR 2022 09

	ORIGINAL ESTIM REV	REVISED EST REV	ACTUAL YTD REVENUE	ACTUAL MTD REVENUE	REMAINING REVENUE	PCT COLL
202 400400 PEN & INT - CURRENT LEV	5,691.00	5,691.00	5,828.80	692.39	-137.80	102.4
202 400500 DELIQU TAXES - PRIOR YEA	8,467.00	8,467.00	12,224.39	821.15	-3,757.39	144.4
202 400600 PEN & INT - PRIOR YEARS	4,303.00	4,303.00	6,031.31	339.02	-1,728.31	140.2
TOTAL Tax Collections	1,406,431.00	1,406,431.00	1,423,835.02	7,691.53	-17,404.02	101.2%
<b>47 Interest</b>						
202 470000 INTEREST INCOME	1,200.00	1,200.00	748.40	.00	451.60	62.4
TOTAL Interest	1,200.00	1,200.00	748.40	.00	451.60	62.4%
<b>73 Draws</b>						
202 736100 DRAW FROM RESERVES	159,457.00	159,457.00	.00	.00	159,457.00	.0
TOTAL Draws	159,457.00	159,457.00	.00	.00	159,457.00	.0%
<b>80 Transfers</b>						
202 820400 XFER FROM TAX NOTES S20	.00	.00	-1,709.34	-1,709.34	1,709.34	100.0
TOTAL Transfers	.00	.00	-1,709.34	-1,709.34	1,709.34	100.0%
TOTAL UNLIMITED TAX ROAD BONDS	1,567,088.00	1,567,088.00	1,422,874.08	5,982.19	144,213.92	90.8%
TOTAL REVENUES	1,567,088.00	1,567,088.00	1,422,874.08	5,982.19	144,213.92	
<b>203 GEN OB REFUNDING BOND SRS 2021</b>						
<b>40 Tax Collections</b>						
203 400100 CURRENT AD VALOREM TAXE	.00	129,709.00	34,127.62	483.29	95,581.38	26.3
203 400400 PEN & INT - CURRENT LEV	.00	.00	478.54	57.31	-478.54	100.0
203 400500 DELIQU TAXES - PRIOR YEA	.00	.00	2,114.29	329.67	-2,114.29	100.0
203 400600 PEN & INT - PRIOR YEARS	.00	.00	1,252.46	136.11	-1,252.46	100.0

**REVENUE SUMMARIES REPORT**  
ACCOUNT SUMMARY JUNE 2022

FOR 2022 09

	ORIGINAL ESTIM REV	REVISED EST REV	ACTUAL YTD REVENUE	ACTUAL MTD REVENUE	REMAINING REVENUE	PCT COLL
TOTAL Tax Collections	.00	129,709.00	37,972.91	1,006.38	91,736.09	29.3%
<b>47 Interest</b>						
203 470000 INTEREST INCOME	.00	.00	269.61	.00	-269.61	100.0
TOTAL Interest	.00	.00	269.61	.00	-269.61	100.0%
<b>48 Other Revenue</b>						
203 489900 OTHER REVENUE	.00	.00	9,963.72	.00	-9,963.72	100.0
TOTAL Other Revenue	.00	.00	9,963.72	.00	-9,963.72	100.0%
<b>80 Transfers</b>						
203 820600 XFER FROM GEN OB REFUND	.00	.00	155,216.41	.00	-155,216.41	100.0
TOTAL Transfers	.00	.00	155,216.41	.00	-155,216.41	100.0%
TOTAL GEN OB REFUNDING BOND SR	.00	129,709.00	203,422.65	1,006.38	-73,713.65	156.8%
TOTAL REVENUES	.00	129,709.00	203,422.65	1,006.38	-73,713.65	
<b>206 GEN OB REFUNDING BOND SRS 2013</b>						
<b>40 Tax Collections</b>						
206 400100 CURRENT AD VALOREM TAXE	710,797.00	710,797.00	501,596.92	.00	209,200.08	70.6
206 400400 PEN & INT - CURRENT LEV	2,914.00	2,914.00	24.11	.00	2,889.89	.8
206 400500 DELIQ TAXES - PRIOR YEA	4,336.00	4,336.00	2,793.23	.00	1,542.77	64.4
206 400600 PEN & INT - PRIOR YEARS	2,203.00	2,203.00	1,168.83	.00	1,034.17	53.1
TOTAL Tax Collections	720,250.00	720,250.00	505,583.09	.00	214,666.91	70.2%
<b>47 Interest</b>						
206 470000 INTEREST INCOME	1,000.00	1,000.00	647.69	.00	352.31	64.8

**REVENUE SUMMARIES REPORT**  
ACCOUNT SUMMARY JUNE 2022

FOR 2022 09

	ORIGINAL ESTIM REV	REVISED EST REV	ACTUAL YTD REVENUE	ACTUAL MTD REVENUE	REMAINING REVENUE	PCT COLL
TOTAL Interest	1,000.00	1,000.00	647.69	.00	352.31	64.8%
<b>73 Draws</b>						
206 736100 DRAW FROM RESERVES	74,800.00	74,800.00	.00	.00	74,800.00	.0
TOTAL Draws	74,800.00	74,800.00	.00	.00	74,800.00	.0%
TOTAL GEN OB REFUNDING BOND SR	796,050.00	796,050.00	506,230.78	.00	289,819.22	63.6%
TOTAL REVENUES	796,050.00	796,050.00	506,230.78	.00	289,819.22	
<b>208 SPECIAL TAX REVENUE BONDS 2020</b>						
<b>47 Interest</b>						
208 470000 INTEREST INCOME	.00	.00	290.49	.00	-290.49	100.0
TOTAL Interest	.00	.00	290.49	.00	-290.49	100.0%
<b>80 Transfers</b>						
208 807900 XFER FROM VENUE HOT STV	609,952.00	1,219,904.00	1,219,903.50	.00	.50	100.0
TOTAL Transfers	609,952.00	1,219,904.00	1,219,903.50	.00	.50	100.0%
TOTAL SPECIAL TAX REVENUE BOND	609,952.00	1,219,904.00	1,220,193.99	.00	-289.99	100.0%
TOTAL REVENUES	609,952.00	1,219,904.00	1,220,193.99	.00	-289.99	
<b>301 MPO ROAD CONSTRUCTION</b>						
<b>42 Intergovernmental</b>						
301 421300 TRANSPORTATION IMPROVEM	694,441.00	694,441.00	199,128.78	.00	495,312.22	28.7



**REVENUE SUMMARIES REPORT**  
**ACCOUNT SUMMARY JUNE 2022**

FOR 2022 09

	ORIGINAL ESTIM REV	REVISED EST REV	ACTUAL YTD REVENUE	ACTUAL MTD REVENUE	REMAINING REVENUE	PCT COLL
TOTAL Intergovernmental	694,441.00	694,441.00	199,128.78	.00	495,312.22	28.7%
<b>47 Interest</b>						
301 470000 INTEREST INCOME	.00	.00	138.35	.00	-138.35	100.0
TOTAL Interest	.00	.00	138.35	.00	-138.35	100.0%
<b>80 Transfers</b>						
301 801100 XFER FROM GENERAL FUND	210,000.00	210,000.00	210,000.00	.00	.00	100.0
TOTAL Transfers	210,000.00	210,000.00	210,000.00	.00	.00	100.0%
TOTAL MPO ROAD CONSTRUCTION	904,441.00	904,441.00	409,267.13	.00	495,173.87	45.3%
TOTAL REVENUES	904,441.00	904,441.00	409,267.13	.00	495,173.87	
<b>302 TAX ROAD BOND CONSTRUCTION</b>						
<b>47 Interest</b>						
302 470000 INTEREST INCOME	60,000.00	60,000.00	121,901.44	.00	-61,901.44	203.2
TOTAL Interest	60,000.00	60,000.00	121,901.44	.00	-61,901.44	203.2%
<b>73 Draws</b>						
302 736100 DRAW FROM RESERVES	38,786,657.00	38,786,657.00	.00	.00	38,786,657.00	.0
TOTAL Draws	38,786,657.00	38,786,657.00	.00	.00	38,786,657.00	.0%
TOTAL TAX ROAD BOND CONSTRUCTION	38,846,657.00	38,846,657.00	121,901.44	.00	38,724,755.56	.3%
TOTAL REVENUES	38,846,657.00	38,846,657.00	121,901.44	.00	38,724,755.56	
<b>307 CRTS RENOVATIONS #2</b>						
<b>47 Interest</b>						

**REVENUE SUMMARIES REPORT**  
ACCOUNT SUMMARY JUNE 2022

FOR 2022 09

	ORIGINAL ESTIM REV	REVISED EST REV	ACTUAL YTD REVENUE	ACTUAL MTD REVENUE	REMAINING REVENUE	PCT COLL
<b>307 470000 INTEREST INCOME</b>	700.00	4,700.00	5,984.07	.00	-1,284.07	127.3
TOTAL Interest	700.00	4,700.00	5,984.07	.00	-1,284.07	127.3%
<b>73 Draws</b>						
<b>307 736100 DRAW FROM RESERVES</b>	60,000.00	60,000.00	.00	.00	60,000.00	.0
TOTAL Draws	60,000.00	60,000.00	.00	.00	60,000.00	.0%
TOTAL CRTC RENOVATIONS #2	60,700.00	64,700.00	5,984.07	.00	58,715.93	9.2%
TOTAL REVENUES	60,700.00	64,700.00	5,984.07	.00	58,715.93	
<b>308 VENUE CAPITAL PROJECT</b>						
<b>47 Interest</b>						
<b>308 470000 INTEREST INCOME</b>	5,000.00	5,000.00	7,096.48	.00	-2,096.48	141.9
TOTAL Interest	5,000.00	5,000.00	7,096.48	.00	-2,096.48	141.9%
<b>73 Draws</b>						
<b>308 736100 DRAW FROM RESERVES</b>	3,000,000.00	3,000,000.00	.00	.00	3,000,000.00	.0
TOTAL Draws	3,000,000.00	3,000,000.00	.00	.00	3,000,000.00	.0%
TOTAL VENUE CAPITAL PROJECT	3,005,000.00	3,005,000.00	7,096.48	.00	2,997,903.52	.2%
TOTAL REVENUES	3,005,000.00	3,005,000.00	7,096.48	.00	2,997,903.52	
<b>401 EMPLOYEE HEALTH BENEFIT</b>						
<b>47 Interest</b>						
<b>401 470000 INTEREST INCOME</b>	20,000.00	20,000.00	18,620.60	.00	1,379.40	93.1

**REVENUE SUMMARIES REPORT**  
ACCOUNT SUMMARY JUNE 2022

FOR 2022 09

	ORIGINAL ESTIM REV	REVISED EST REV	ACTUAL YTD REVENUE	ACTUAL MTD REVENUE	REMAINING REVENUE	PCT COLL
TOTAL Interest	20,000.00	20,000.00	18,620.60	.00	1,379.40	93.1%
<b>48 Other Revenue</b>						
401 480600 INSURANCE REIMBURSEMENT	50,000.00	50,000.00	15.52	.00	49,984.48	.0
401 483010 SURVIVOR SB872 INSURANC	8,000.00	8,000.00	.00	.00	8,000.00	.0
401 483100 COBRA INSURANCE PREMIUM	20,000.00	20,000.00	2,423.69	154.59	17,576.31	12.1
401 483200 RETIREE INSURANCE PREMI	120,000.00	120,000.00	94,574.90	11,540.00	25,425.10	78.8
401 484400 STOP LOSS REIMBURSEMENT	250,000.00	250,000.00	.00	.00	250,000.00	.0
401 485100 EMPLOYEE MEDICAL SHARE	1,700,000.00	1,700,000.00	1,155,218.09	127,495.47	544,781.91	68.0
401 485200 COUNTY MEDICAL SHARE	10,614,000.00	10,614,000.00	6,845,616.13	741,082.29	3,768,383.87	64.5
401 489900 OTHER REVENUE	25,000.00	25,000.00	.00	.00	25,000.00	.0
TOTAL Other Revenue	12,787,000.00	12,787,000.00	8,097,848.33	880,272.35	4,689,151.67	63.3%
<b>73 Draws</b>						
401 736100 DRAW FROM RESERVES	1,154,140.00	1,154,140.00	.00	.00	1,154,140.00	.0
TOTAL Draws	1,154,140.00	1,154,140.00	.00	.00	1,154,140.00	.0%
TOTAL EMPLOYEE HEALTH BENEFIT	13,961,140.00	13,961,140.00	8,116,468.93	880,272.35	5,844,671.07	58.1%
TOTAL REVENUES	13,961,140.00	13,961,140.00	8,116,468.93	880,272.35	5,844,671.07	
<b>403 WORKERS COMPENSATION</b>						
<b>47 Interest</b>						
403 470000 INTEREST INCOME	15,000.00	15,000.00	25,131.83	.00	-10,131.83	167.5
TOTAL Interest	15,000.00	15,000.00	25,131.83	.00	-10,131.83	167.5%
<b>48 Other Revenue</b>						
403 480600 INSURANCE REIMBURSEMENT	10,000.00	10,000.00	283.24	.00	9,716.76	2.8

**REVENUE SUMMARIES REPORT**  
**ACCOUNT SUMMARY JUNE 2022**

FOR 2022 09

	ORIGINAL ESTIM REV	REVISED EST REV	ACTUAL YTD REVENUE	ACTUAL MTD REVENUE	REMAINING REVENUE	PCT COLL
403 485210 COUNTY W/C SHARE	1,500,000.00	1,500,000.00	1,340,025.92	145,885.87	159,974.08	89.3
403 489900 OTHER REVENUE	500.00	500.00	88.08	-57.34	411.92	17.6
TOTAL Other Revenue	1,510,500.00	1,510,500.00	1,340,397.24	145,828.53	170,102.76	88.7%
TOTAL WORKERS COMPENSATION	1,525,500.00	1,525,500.00	1,365,529.07	145,828.53	159,970.93	89.5%
TOTAL REVENUES	1,525,500.00	1,525,500.00	1,365,529.07	145,828.53	159,970.93	
GRAND TOTAL	270,532,070.00	306,796,405.00	223,067,542.94	37,923,962.50	83,789,462.06	72.7%

\*\* END OF REPORT - Generated by Scott, Rhonda \*\*

# Revenue Summaries Report

---

For Fiscal: 2021-2022 Period Ending 06/30/22

**Group/Fund Summary**

**REVENUE SUMMARIES REPORT**  
**GROUP SUMMARY JUNE 2022**

FOR 2022 09

	ORIGINAL ESTIM REV	REVISED EST REV	ACTUAL YTD REVENUE	ACTUAL MTD REVENUE	REMAINING REVENUE	PCT COLL
<b>011 GENERAL FUND</b>						
40 Tax Collections	106,944,762.00	106,944,762.00	94,488,501.18	3,095,093.07	12,456,260.82	88.4%
41 Licenses/Permits	192,092.00	192,092.00	135,138.00	12,927.60	56,954.00	70.4%
42 Intergovernmental	2,462,869.00	3,330,040.00	2,861,390.92	230,155.16	468,649.08	85.9%
43 Fees	3,243,699.00	3,243,699.00	2,334,077.74	318,318.42	909,621.26	72.0%
44 Commissions	4,465,893.00	4,465,893.00	4,661,218.45	129,057.41	-195,325.45	104.4%
45 Charges for Services	2,119,007.00	2,119,007.00	1,249,469.74	218,527.49	869,537.26	59.0%
46 Fines/Forfeitures	660,158.00	660,158.00	338,163.13	37,968.06	321,994.87	51.2%
47 Interest	100,000.00	100,000.00	165,069.65	2,105.89	-65,069.65	165.1%
48 Other Revenue	2,144,039.00	2,144,039.00	643,785.00	161,370.39	1,500,254.00	30.0%
73 Draws	3,738,211.00	3,738,211.00	.00	.00	3,738,211.00	.0%
<b>TOTAL REVENUES</b>	<b>126,070,730.00</b>	<b>126,937,901.00</b>	<b>106,876,813.81</b>	<b>4,205,523.49</b>	<b>20,061,087.19</b>	
<b>020 CONSOLIDATED ROAD AND BRIDGE</b>						
42 Intergovernmental	432,500.00	432,500.00	412,130.64	.00	20,369.36	95.3%
45 Charges for Services	2,750,000.00	2,750,000.00	1,980,481.83	233,325.00	769,518.17	72.0%
47 Interest	20,000.00	20,000.00	3,987.10	.00	16,012.90	19.9%
48 Other Revenue	372,500.00	372,500.00	127,917.68	580.00	244,582.32	34.3%
73 Draws	937,597.00	937,597.00	.00	.00	937,597.00	.0%
80 Transfers	5,503,273.00	5,537,273.00	5,537,273.00	.00	.00	100.0%
<b>TOTAL REVENUES</b>	<b>10,015,870.00</b>	<b>10,049,870.00</b>	<b>8,061,790.25</b>	<b>233,905.00</b>	<b>1,988,079.75</b>	
<b>031 PRECINCT 1 PARK</b>						
40 Tax Collections	119,768.00	119,768.00	117,778.70	574.77	1,989.30	98.3%
47 Interest	8,000.00	8,000.00	1,770.99	.00	6,229.01	22.1%
48 Other Revenue	8,000.00	8,000.00	10,800.00	500.00	-2,700.00	135.0%
73 Draws	48,398.00	48,398.00	.00	.00	48,398.00	.0%
<b>TOTAL REVENUES</b>	<b>184,166.00</b>	<b>184,166.00</b>	<b>130,349.69</b>	<b>1,074.77</b>	<b>53,916.31</b>	
<b>032 SLATON/ROOSEVELT PARK</b>						
40 Tax Collections	119,768.00	119,768.00	117,778.70	574.77	1,989.30	98.3%
47 Interest	1,000.00	1,000.00	306.57	.00	693.43	30.7%

**REVENUE SUMMARIES REPORT**  
**GROUP SUMMARY JUNE 2022**

FOR 2022 09

	ORIGINAL ESTIM REV	REVISED EST REV	ACTUAL YTD REVENUE	ACTUAL MTD REVENUE	REMAINING REVENUE	PCT COLL
48 Other Revenue	8,000.00	8,000.00	7,725.00	1,925.00	275.00	96.6%
73 Draws	181,156.00	68,156.00	.00	.00	68,156.00	.0%
<b>TOTAL REVENUES</b>	<b>309,924.00</b>	<b>196,924.00</b>	<b>125,810.27</b>	<b>2,499.77</b>	<b>71,113.73</b>	
<b>033 IDALOU/NEW DEAL PARK</b>						
40 Tax Collections	119,768.00	119,768.00	117,778.70	574.77	1,989.30	98.3%
47 Interest	1,000.00	1,000.00	917.94	.00	82.06	91.8%
48 Other Revenue	6,200.00	6,200.00	3,900.00	800.00	2,300.00	62.9%
73 Draws	65,292.00	65,292.00	.00	.00	65,292.00	.0%
<b>TOTAL REVENUES</b>	<b>192,260.00</b>	<b>192,260.00</b>	<b>122,596.64</b>	<b>1,374.77</b>	<b>69,663.36</b>	
<b>034 SHALLOWATER PARK</b>						
40 Tax Collections	119,768.00	119,768.00	117,778.70	574.77	1,989.30	98.3%
47 Interest	1,000.00	1,000.00	957.85	.00	42.15	95.8%
48 Other Revenue	2,250.00	2,250.00	3,801.00	750.00	-1,551.00	168.9%
73 Draws	172,708.00	172,708.00	.00	.00	172,708.00	.0%
<b>TOTAL REVENUES</b>	<b>295,726.00</b>	<b>295,726.00</b>	<b>122,537.55</b>	<b>1,324.77</b>	<b>173,188.45</b>	
<b>041 PERMANENT IMPROVEMENT</b>						
40 Tax Collections	2,395,366.00	2,395,366.00	2,355,570.43	11,495.78	39,795.57	98.3%
47 Interest	35,000.00	35,000.00	12,502.39	.00	22,497.61	35.7%
48 Other Revenue	483,732.00	483,732.00	362,799.00	40,311.00	120,933.00	75.0%
73 Draws	2,000,000.00	2,000,000.00	.00	.00	2,000,000.00	.0%
80 Transfers	2,384,027.00	2,384,027.00	2,384,027.00	.00	.00	100.0%
<b>TOTAL REVENUES</b>	<b>7,298,125.00</b>	<b>7,298,125.00</b>	<b>5,114,898.82</b>	<b>51,806.78</b>	<b>2,183,226.18</b>	
<b>043 LCETRZ NO1 TAX INCREMENT FUND</b>						
47 Interest	1,000.00	1,000.00	491.43	.00	508.57	49.1%
80 Transfers	188,025.00	188,025.00	188,357.46	.00	-332.46	100.2%
<b>TOTAL REVENUES</b>	<b>189,025.00</b>	<b>189,025.00</b>	<b>188,848.89</b>	<b>.00</b>	<b>176.11</b>	
<b>046 TJJJ (P) JJAEP GRANT</b>						

**REVENUE SUMMARIES REPORT**  
**GROUP SUMMARY JUNE 2022**

FOR 2022 09

	ORIGINAL ESTIM REV	REVISED EST REV	ACTUAL YTD REVENUE	ACTUAL MTD REVENUE	REMAINING REVENUE	PCT COLL
42 Intergovernmental	80,000.00	80,000.00	33,695.50	-450.00	46,304.50	42.1%
TOTAL REVENUES	80,000.00	80,000.00	33,695.50	-450.00	46,304.50	
<b>047 TJJD (R) REG DIVERSION GRANT</b>						
42 Intergovernmental	15,628.00	15,628.00	12,793.98	.00	2,834.02	81.9%
TOTAL REVENUES	15,628.00	15,628.00	12,793.98	.00	2,834.02	
<b>049 TJJD (S) PREV/INTER GRANT</b>						
42 Intergovernmental	.00	66,000.00	55,000.00	.00	71,500.00	83.3%
TOTAL REVENUES	.00	66,000.00	55,000.00	.00	71,500.00	
<b>050 JUVENILE STAR PROGRAM</b>						
42 Intergovernmental	425,000.00	425,000.00	425,000.00	.00	.00	100.0%
48 Other Revenue	1,895.00	1,895.00	.00	.00	1,895.00	.0%
80 Transfers	198,595.00	198,595.00	175,000.00	.00	23,595.00	88.1%
TOTAL REVENUES	625,490.00	625,490.00	600,000.00	.00	25,490.00	
<b>051 JUVENILE PROBATION</b>						
45 Charges for Services	5,000.00	5,000.00	3,622.00	663.00	1,378.00	72.4%
47 Interest	75,000.00	75,000.00	18,900.16	.00	56,099.84	25.2%
48 Other Revenue	2,000.00	2,000.00	742.02	.00	1,257.98	37.1%
80 Transfers	7,966,144.00	7,966,144.00	5,974,607.98	663,845.34	1,991,536.02	75.0%
TOTAL REVENUES	8,048,144.00	8,048,144.00	5,997,872.16	664,508.34	2,050,271.84	
<b>054 TJJD (A) JUV PROB COMM GRANT</b>						
42 Intergovernmental	1,649,081.00	1,681,081.00	1,480,642.27	138,772.00	200,438.73	88.1%
80 Transfers	461,372.00	461,372.00	.00	.00	461,372.00	.0%
TOTAL REVENUES	2,110,453.00	2,142,453.00	1,480,642.27	138,772.00	661,810.73	
<b>055 JUVENILE DETENTION</b>						



**REVENUE SUMMARIES REPORT**  
**GROUP SUMMARY JUNE 2022**

FOR 2022 09

	ORIGINAL ESTIM REV	REVISED EST REV	ACTUAL YTD REVENUE	ACTUAL MTD REVENUE	REMAINING REVENUE	PCT COLL
45 Charges for Services	500,000.00	500,000.00	637,425.00	95,815.00	-137,425.00	127.5%
80 Transfers	4,603,377.00	4,603,377.00	1,947,138.12	.00	2,656,238.88	42.3%
TOTAL REVENUES	5,103,377.00	5,103,377.00	2,584,563.12	95,815.00	2,518,813.88	
<b>057 JUVENILE FOOD SERVICE</b>						
42 Intergovernmental	157,449.00	157,449.00	72,059.89	.00	85,389.11	45.8%
80 Transfers	230,963.00	230,963.00	203,576.13	.00	27,386.87	88.1%
TOTAL REVENUES	388,412.00	388,412.00	275,636.02	.00	112,775.98	
<b>064 TJJD (E) TITLE IV E GRANT</b>						
42 Intergovernmental	98,000.00	98,000.00	3,118.91	.00	94,881.09	3.2%
80 Transfers	106,400.00	106,400.00	.00	.00	106,400.00	.0%
TOTAL REVENUES	204,400.00	204,400.00	3,118.91	.00	201,281.09	
<b>066 CJD RE ENTRY DRUG COURT GRANT</b>						
42 Intergovernmental	40,943.00	40,943.00	.00	.00	40,943.00	.0%
TOTAL REVENUES	40,943.00	40,943.00	.00	.00	40,943.00	
<b>067 CJD DWI COURT GRANT</b>						
42 Intergovernmental	32,951.00	32,951.00	5,233.54	.00	27,717.46	15.9%
TOTAL REVENUES	32,951.00	32,951.00	5,233.54	.00	27,717.46	
<b>070 ON LINE ACCESS</b>						
43 Fees	35,000.00	35,000.00	6,890.00	.00	28,110.00	19.7%
47 Interest	4,000.00	4,000.00	998.32	.00	3,001.68	25.0%
73 Draws	146,000.00	146,000.00	.00	.00	146,000.00	.0%
TOTAL REVENUES	185,000.00	185,000.00	7,888.32	.00	177,111.68	
<b>072 CJD DRUG COURT GRANT</b>						

**REVENUE SUMMARIES REPORT**  
**GROUP SUMMARY JUNE 2022**

FOR 2022 09

	ORIGINAL ESTIM REV	REVISED EST REV	ACTUAL YTD REVENUE	ACTUAL MTD REVENUE	REMAINING REVENUE	PCT COLL
42 Intergovernmental	44,092.00	44,092.00	10,942.14	.00	33,149.86	24.8%
TOTAL REVENUES	44,092.00	44,092.00	10,942.14	.00	33,149.86	
<b>074 COUNTY DRUG COURT COURT COST</b>						
43 Fees	18,520.00	18,520.00	16,862.35	6,450.72	1,657.65	91.0%
47 Interest	700.00	700.00	753.12	.00	-53.12	107.6%
73 Draws	14,020.00	14,020.00	.00	.00	14,020.00	.0%
TOTAL REVENUES	33,240.00	33,240.00	17,615.47	6,450.72	15,624.53	
<b>075 DISPUTE RESOLUTION</b>						
43 Fees	371,350.00	371,350.00	250,418.52	35,915.01	120,931.48	67.4%
47 Interest	.00	.00	2.46	.00	-2.46	100.0%
TOTAL REVENUES	371,350.00	371,350.00	250,420.98	35,915.01	120,929.02	
<b>076 USDA AG MEDIATION GRANT</b>						
42 Intergovernmental	300,000.00	300,000.00	94,747.94	34,483.40	205,252.06	31.6%
43 Fees	1,500.00	1,500.00	700.00	.00	800.00	46.7%
48 Other Revenue	118,500.00	118,500.00	1,986.29	1,417.50	116,513.71	1.7%
80 Transfers	.00	.00	38,619.97	13,361.10	-38,619.97	100.0%
TOTAL REVENUES	420,000.00	420,000.00	136,054.20	49,262.00	283,945.80	
<b>077 DOMESTIC RELATIONS OFFICE</b>						
43 Fees	227,110.00	227,110.00	137,970.64	15,580.39	89,139.36	60.8%
47 Interest	.00	.00	69.13	.00	-69.13	100.0%
TOTAL REVENUES	227,110.00	227,110.00	138,039.77	15,580.39	89,070.23	
<b>078 MEDIATION &amp; MENTAL HEALTH GRAN</b>						
42 Intergovernmental	8,759.00	8,759.00	4,741.46	.00	4,017.54	54.1%
48 Other Revenue	4,791.00	4,791.00	1,146.53	.00	3,644.47	23.9%

**REVENUE SUMMARIES REPORT**  
**GROUP SUMMARY JUNE 2022**

FOR 2022 09

	ORIGINAL ESTIM REV	REVISED EST REV	ACTUAL YTD REVENUE	ACTUAL MTD REVENUE	REMAINING REVENUE	PCT COLL
80 Transfers	1,052.00	1,052.00	738.71	.00	313.29	70.2%
<b>TOTAL REVENUES</b>	<b>14,602.00</b>	<b>14,602.00</b>	<b>6,626.70</b>	<b>.00</b>	<b>7,975.30</b>	
<b>079 VENUE HOT &amp; STVR TAX</b>						
40 Tax Collections	2,305,000.00	2,305,000.00	2,093,383.34	324,817.15	211,616.66	90.8%
47 Interest	40,000.00	40,000.00	12,094.62	4,454.54	27,905.38	30.2%
48 Other Revenue	.00	.00	6,395.78	.00	-6,395.78	100.0%
<b>TOTAL REVENUES</b>	<b>2,345,000.00</b>	<b>2,345,000.00</b>	<b>2,111,873.74</b>	<b>329,271.69</b>	<b>233,126.26</b>	
<b>081 LAW LIBRARY</b>						
45 Charges for Services	172,200.00	172,200.00	117,855.07	17,960.15	54,344.93	68.4%
47 Interest	.00	.00	6.28	.00	-6.28	100.0%
48 Other Revenue	200.00	200.00	82.75	13.55	117.25	41.4%
80 Transfers	30,475.00	30,475.00	30,475.00	.00	.00	100.0%
<b>TOTAL REVENUES</b>	<b>202,875.00</b>	<b>202,875.00</b>	<b>148,419.10</b>	<b>17,973.70</b>	<b>54,455.90</b>	
<b>083 ELECTION SERVICES</b>						
45 Charges for Services	769,775.00	769,775.00	335,353.18	74,398.15	434,421.82	43.6%
<b>TOTAL REVENUES</b>	<b>769,775.00</b>	<b>769,775.00</b>	<b>335,353.18</b>	<b>74,398.15</b>	<b>434,421.82</b>	
<b>084 HELP AMERICA VOTE ACT</b>						
42 Intergovernmental	.00	4,024,697.00	4,024,697.00	.00	.00	100.0%
<b>TOTAL REVENUES</b>	<b>.00</b>	<b>4,024,697.00</b>	<b>4,024,697.00</b>	<b>.00</b>	<b>.00</b>	
<b>085 ELECTION ADMINISTRATION</b>						
45 Charges for Services	64,000.00	64,000.00	48,865.62	48,865.62	15,134.38	76.4%
47 Interest	.00	.00	640.42	.00	-640.42	100.0%
<b>TOTAL REVENUES</b>	<b>64,000.00</b>	<b>64,000.00</b>	<b>49,506.04</b>	<b>48,865.62</b>	<b>14,493.96</b>	
<b>086 ELECTION EQUIPMENT</b>						

**REVENUE SUMMARIES REPORT**  
**GROUP SUMMARY JUNE 2022**

FOR 2022 09

	ORIGINAL ESTIM REV	REVISED EST REV	ACTUAL YTD REVENUE	ACTUAL MTD REVENUE	REMAINING REVENUE	PCT COLL
45 Charges for Services	75,000.00	75,000.00	127,773.46	127,773.46	-52,773.46	170.4%
47 Interest	.00	.00	773.83	.00	-773.83	100.0%
73 Draws	100.00	100.00	.00	.00	100.00	.0%
<b>TOTAL REVENUES</b>	<b>75,100.00</b>	<b>75,100.00</b>	<b>128,547.29</b>	<b>127,773.46</b>	<b>-53,447.29</b>	
<b>090 DIST CLK RECORDS MGT. AND PRES</b>						
43 Fees	18,800.00	18,800.00	4,899.36	78.23	13,900.64	26.1%
47 Interest	600.00	600.00	203.49	.00	396.51	33.9%
73 Draws	22,301.00	22,301.00	.00	.00	22,301.00	.0%
<b>TOTAL REVENUES</b>	<b>41,701.00</b>	<b>41,701.00</b>	<b>5,102.85</b>	<b>78.23</b>	<b>36,598.15</b>	
<b>091 CTY CLK RECORDS MGT. AND PRES</b>						
43 Fees	545,725.00	545,725.00	477,136.19	50,827.56	68,588.81	87.4%
47 Interest	10,000.00	10,000.00	13,708.41	.00	-3,708.41	137.1%
73 Draws	90,267.00	90,267.00	.00	.00	90,267.00	.0%
<b>TOTAL REVENUES</b>	<b>645,992.00</b>	<b>645,992.00</b>	<b>490,844.60</b>	<b>50,827.56</b>	<b>155,147.40</b>	
<b>092 CTY RECORDS MGT. AND PRES</b>						
43 Fees	58,000.00	58,000.00	90,401.72	22,188.20	-32,401.72	155.9%
47 Interest	6,000.00	6,000.00	1,087.55	.00	4,912.45	18.1%
73 Draws	18,948.00	18,948.00	.00	.00	18,948.00	.0%
<b>TOTAL REVENUES</b>	<b>82,948.00</b>	<b>82,948.00</b>	<b>91,489.27</b>	<b>22,188.20</b>	<b>-8,541.27</b>	
<b>093 COURTHOUSE SECURITY</b>						
43 Fees	110,000.00	110,000.00	117,155.97	23,148.87	-7,155.97	106.5%
47 Interest	.00	.00	45.14	.00	-45.14	100.0%
<b>TOTAL REVENUES</b>	<b>110,000.00</b>	<b>110,000.00</b>	<b>117,201.11</b>	<b>23,148.87</b>	<b>-7,201.11</b>	
<b>094 COURT RECORD PRESERVATION</b>						

**REVENUE SUMMARIES REPORT**  
**GROUP SUMMARY JUNE 2022**

FOR 2022 09

	ORIGINAL ESTIM REV	REVISED EST REV	ACTUAL YTD REVENUE	ACTUAL MTD REVENUE	REMAINING REVENUE	PCT COLL
43 Fees	48,000.00	48,000.00	11,603.42	50.00	36,396.58	24.2%
47 Interest	600.00	600.00	852.97	.00	-252.97	142.2%
<b>TOTAL REVENUES</b>	<b>48,600.00</b>	<b>48,600.00</b>	<b>12,456.39</b>	<b>50.00</b>	<b>36,143.61</b>	
<b>095 LOCAL TRUANCY PREVENT &amp; DIVERS</b>						
43 Fees	10,000.00	10,000.00	10,638.59	3,718.86	-638.59	106.4%
47 Interest	15.00	15.00	77.40	.00	-62.40	516.0%
73 Draws	9,318.00	9,318.00	.00	.00	9,318.00	.0%
<b>TOTAL REVENUES</b>	<b>19,333.00</b>	<b>19,333.00</b>	<b>10,715.99</b>	<b>3,718.86</b>	<b>8,617.01</b>	
<b>096 HISTORICAL COMMISSION</b>						
47 Interest	600.00	600.00	42.72	.00	557.28	7.1%
80 Transfers	5,550.00	5,550.00	5,550.00	.00	.00	100.0%
<b>TOTAL REVENUES</b>	<b>6,150.00</b>	<b>6,150.00</b>	<b>5,592.72</b>	<b>.00</b>	<b>557.28</b>	
<b>097 CHILD ABUSE PREVENTION</b>						
43 Fees	1,000.00	1,000.00	461.06	163.72	538.94	46.1%
47 Interest	25.00	25.00	12.87	.00	12.13	51.5%
73 Draws	4,000.00	4,000.00	.00	.00	4,000.00	.0%
<b>TOTAL REVENUES</b>	<b>5,025.00</b>	<b>5,025.00</b>	<b>473.93</b>	<b>163.72</b>	<b>4,551.07</b>	
<b>099 CTY/DIST COURT TECHNOLOGY</b>						
43 Fees	6,100.00	6,100.00	3,032.20	1,077.33	3,067.80	49.7%
47 Interest	750.00	750.00	224.94	.00	525.06	30.0%
73 Draws	150.00	150.00	.00	.00	150.00	.0%
<b>TOTAL REVENUES</b>	<b>7,000.00</b>	<b>7,000.00</b>	<b>3,257.14</b>	<b>1,077.33</b>	<b>3,742.86</b>	
<b>102 DIST COURT RECORDS TECHNOLOGY</b>						
43 Fees	32,000.00	32,000.00	8,998.10	71.20	23,001.90	28.1%

**REVENUE SUMMARIES REPORT**  
**GROUP SUMMARY JUNE 2022**

FOR 2022 09

	ORIGINAL ESTIM REV	REVISED EST REV	ACTUAL YTD REVENUE	ACTUAL MTD REVENUE	REMAINING REVENUE	PCT COLL
47 Interest	1,500.00	1,500.00	318.26	.00	1,181.74	21.2%
73 Draws	30,750.00	30,750.00	.00	.00	30,750.00	.0%
<b>TOTAL REVENUES</b>	<b>64,250.00</b>	<b>64,250.00</b>	<b>9,316.36</b>	<b>71.20</b>	<b>54,933.64</b>	
<b>103 COUNTY CLERK RECORDS ARCHIVES</b>						
43 Fees	550,000.00	550,000.00	474,440.00	64,990.00	75,560.00	86.3%
47 Interest	10,000.00	10,000.00	9,512.30	.00	487.70	95.1%
73 Draws	880,000.00	880,000.00	.00	.00	880,000.00	.0%
<b>TOTAL REVENUES</b>	<b>1,440,000.00</b>	<b>1,440,000.00</b>	<b>483,952.30</b>	<b>64,990.00</b>	<b>956,047.70</b>	
<b>105 COMMUNITY/ECONOMIC DEV PRG</b>						
42 Intergovernmental	16,000.00	16,000.00	.00	.00	16,000.00	.0%
47 Interest	700.00	700.00	1,201.82	.00	-501.82	171.7%
73 Draws	6,800.00	6,800.00	.00	.00	6,800.00	.0%
<b>TOTAL REVENUES</b>	<b>23,500.00</b>	<b>23,500.00</b>	<b>1,201.82</b>	<b>.00</b>	<b>22,298.18</b>	
<b>106 AMERICAN RESCUE PLAN ACT</b>						
42 Intergovernmental	.00	60,324,387.00	60,324,387.00	30,162,193.50	.00	100.0%
47 Interest	.00	.00	97,863.76	.00	-97,863.76	100.0%
73 Draws	30,162,197.00	.00	.00	.00	.00	.0%
<b>TOTAL REVENUES</b>	<b>30,162,197.00</b>	<b>60,324,387.00</b>	<b>60,422,250.76</b>	<b>30,162,193.50</b>	<b>-97,863.76</b>	
<b>108 JP1 JUSTICE COURT TECHNOLOGY</b>						
43 Fees	7,500.00	7,500.00	3,458.73	892.04	4,041.27	46.1%
47 Interest	1,500.00	1,500.00	219.61	.00	1,280.39	14.6%
73 Draws	49,153.00	49,153.00	.00	.00	49,153.00	.0%
<b>TOTAL REVENUES</b>	<b>58,153.00</b>	<b>58,153.00</b>	<b>3,678.34</b>	<b>892.04</b>	<b>54,474.66</b>	
<b>109 JP2 JUSTICE COURT TECHNOLOGY</b>						

**REVENUE SUMMARIES REPORT**  
**GROUP SUMMARY JUNE 2022**

FOR 2022 09

	ORIGINAL ESTIM REV	REVISED EST REV	ACTUAL YTD REVENUE	ACTUAL MTD REVENUE	REMAINING REVENUE	PCT COLL
43 Fees	2,000.00	2,000.00	1,382.05	651.47	617.95	69.1%
47 Interest	333.00	333.00	315.73	.00	17.27	94.8%
73 Draws	40,479.00	40,479.00	.00	.00	40,479.00	.0%
<b>TOTAL REVENUES</b>	<b>42,812.00</b>	<b>42,812.00</b>	<b>1,697.78</b>	<b>651.47</b>	<b>41,114.22</b>	
<b>110 JP3 JUSTICE COURT TECHNOLOGY</b>						
43 Fees	2,000.00	2,000.00	1,578.56	289.93	421.44	78.9%
47 Interest	101.00	101.00	92.74	.00	8.26	91.8%
73 Draws	13,599.00	13,599.00	.00	.00	13,599.00	.0%
<b>TOTAL REVENUES</b>	<b>15,700.00</b>	<b>15,700.00</b>	<b>1,671.30</b>	<b>289.93</b>	<b>14,028.70</b>	
<b>111 JP4 JUSTICE COURT TECHNOLOGY</b>						
43 Fees	7,330.00	7,330.00	3,828.48	1,270.88	3,501.52	52.2%
47 Interest	300.00	300.00	283.02	.00	16.98	94.3%
73 Draws	920.00	920.00	.00	.00	920.00	.0%
<b>TOTAL REVENUES</b>	<b>8,550.00</b>	<b>8,550.00</b>	<b>4,111.50</b>	<b>1,270.88</b>	<b>4,438.50</b>	
<b>112 COURT FACILITY FEE</b>						
43 Fees	.00	.00	44,100.06	10,140.01	-44,100.06	100.0%
47 Interest	.00	.00	14.03	.00	-14.03	100.0%
<b>TOTAL REVENUES</b>	<b>.00</b>	<b>.00</b>	<b>44,114.09</b>	<b>10,140.01</b>	<b>-44,114.09</b>	
<b>114 JUDICIAL EDUCATION &amp; SUPPORT</b>						
43 Fees	.00	.00	2,935.06	2,935.06	-2,935.06	100.0%
<b>TOTAL REVENUES</b>	<b>.00</b>	<b>.00</b>	<b>2,935.06</b>	<b>2,935.06</b>	<b>-2,935.06</b>	
<b>115 LANGUAGE ACCESS</b>						
43 Fees	.00	.00	16,342.26	3,273.04	-16,342.26	100.0%
47 Interest	.00	.00	5.06	.00	-5.06	100.0%
<b>TOTAL REVENUES</b>	<b>.00</b>	<b>.00</b>	<b>16,347.32</b>	<b>3,273.04</b>	<b>-16,347.32</b>	

**REVENUE SUMMARIES REPORT**  
**GROUP SUMMARY JUNE 2022**

FOR 2022 09

	ORIGINAL ESTIM REV	REVISED EST REV	ACTUAL YTD REVENUE	ACTUAL MTD REVENUE	REMAINING REVENUE	PCT COLL
<b>122 SHERIFF CONTRABAND</b>						
46 Fines/Forfeitures	250,000.00	250,000.00	186,250.50	11,951.00	63,749.50	74.5%
47 Interest	3,500.00	3,500.00	1,191.17	415.90	2,308.83	34.0%
48 Other Revenue	10,000.00	10,000.00	6,840.00	.00	3,160.00	68.4%
TOTAL REVENUES	263,500.00	263,500.00	194,281.67	12,366.90	69,218.33	
<b>124 INMATE SUPPLY</b>						
47 Interest	17,000.00	17,000.00	8,278.83	2,567.80	8,721.17	48.7%
48 Other Revenue	847,000.00	847,000.00	939,114.13	91,398.79	-92,114.13	110.9%
TOTAL REVENUES	864,000.00	864,000.00	947,392.96	93,966.59	-83,392.96	
<b>126 VINE GRANT</b>						
42 Intergovernmental	30,171.00	30,171.00	22,607.76	.00	7,563.24	74.9%
TOTAL REVENUES	30,171.00	30,171.00	22,607.76	.00	7,563.24	
<b>128 HOMELAND SECURITY GRANT</b>						
42 Intergovernmental	25,000.00	155,466.00	109,844.43	12,473.75	45,621.57	70.7%
TOTAL REVENUES	25,000.00	155,466.00	109,844.43	12,473.75	45,621.57	
<b>129 HAZARD MITIGATION GRANT-EM</b>						
42 Intergovernmental	.00	243,600.00	.00	.00	243,600.00	.0%
TOTAL REVENUES	.00	243,600.00	.00	.00	243,600.00	
<b>130 PROJECT SAFE NEIGHBORHOOD</b>						
42 Intergovernmental	89,839.00	89,839.00	32,533.74	7,686.59	57,305.26	36.2%
TOTAL REVENUES	89,839.00	89,839.00	32,533.74	7,686.59	57,305.26	
<b>142 LEOSE SHERIFF</b>						



**REVENUE SUMMARIES REPORT**  
**GROUP SUMMARY JUNE 2022**

FOR 2022 09

	ORIGINAL ESTIM REV	REVISED EST REV	ACTUAL YTD REVENUE	ACTUAL MTD REVENUE	REMAINING REVENUE	PCT COLL
42 Intergovernmental	119,188.00	119,188.00	21,249.58	.00	97,938.42	17.8%
47 Interest	1,500.00	1,500.00	467.46	.00	1,032.54	31.2%
TOTAL REVENUES	120,688.00	120,688.00	21,717.04	.00	98,970.96	
<b>145 SHERIFF COMMISSARY SALARY</b>						
42 Intergovernmental	680,525.00	680,525.00	495,030.85	86,377.49	185,494.15	72.7%
TOTAL REVENUES	680,525.00	680,525.00	495,030.85	86,377.49	185,494.15	
<b>146 LECD EMER COMMUNICATION GRANT</b>						
42 Intergovernmental	.00	11,724.00	.00	.00	11,724.00	.0%
TOTAL REVENUES	.00	11,724.00	.00	.00	11,724.00	
<b>148 MAT RE-ENTRY PROGRAM</b>						
42 Intergovernmental	214,049.00	214,049.00	1,318.30	.00	212,730.70	.6%
TOTAL REVENUES	214,049.00	214,049.00	1,318.30	.00	212,730.70	
<b>150 TAG GRANT</b>						
42 Intergovernmental	845,891.00	845,891.00	495,373.17	56,711.43	350,517.83	58.6%
TOTAL REVENUES	845,891.00	845,891.00	495,373.17	56,711.43	350,517.83	
<b>161 CDA BUSINESS CRIMES</b>						
43 Fees	60,000.00	60,000.00	17,784.29	.00	42,215.71	29.6%
47 Interest	380.00	380.00	73.73	.00	306.27	19.4%
48 Other Revenue	48,120.00	48,120.00	20,525.80	.00	27,594.20	42.7%
TOTAL REVENUES	108,500.00	108,500.00	38,383.82	.00	70,116.18	
<b>163 CDA CONTRABAND</b>						

**REVENUE SUMMARIES REPORT**  
**GROUP SUMMARY JUNE 2022**

FOR 2022 09

	ORIGINAL ESTIM REV	REVISED EST REV	ACTUAL YTD REVENUE	ACTUAL MTD REVENUE	REMAINING REVENUE	PCT COLL
47 Interest	500.00	500.00	88.91	.00	411.09	17.8%
48 Other Revenue	76,000.00	76,000.00	64,655.95	.00	11,344.05	85.1%
TOTAL REVENUES	76,500.00	76,500.00	64,744.86	.00	11,755.14	
<b>164 CDA SPATTF GRANT</b>						
42 Intergovernmental	446,785.00	476,745.00	331,378.07	.00	145,366.93	69.5%
47 Interest	.00	.00	9,802.19	55.43	-9,802.19	100.0%
48 Other Revenue	221,726.00	253,592.00	237,731.34	19,544.83	15,860.66	93.7%
80 Transfers	218,469.00	218,469.00	147,073.93	.00	71,395.07	67.3%
TOTAL REVENUES	886,980.00	948,806.00	725,985.53	19,600.26	222,820.47	
<b>166 CDA JAG GRANT</b>						
42 Intergovernmental	153,235.00	153,235.00	257,493.44	101,978.50	-104,258.44	168.0%
47 Interest	.00	.00	1,649.13	163.53	-1,649.13	100.0%
TOTAL REVENUES	153,235.00	153,235.00	259,142.57	102,142.03	-105,907.57	
<b>168 CDA Border Prosecution Unit</b>						
42 Intergovernmental	273,772.00	273,772.00	93,607.42	9,817.65	180,164.58	34.2%
TOTAL REVENUES	273,772.00	273,772.00	93,607.42	9,817.65	180,164.58	
<b>171 CDA VOCA VICTIM ADV PROJECT</b>						
42 Intergovernmental	119,970.00	119,970.00	77,830.64	10,305.48	42,139.36	64.9%
80 Transfers	29,993.00	29,993.00	19,457.68	2,576.38	10,535.32	64.9%
TOTAL REVENUES	149,963.00	149,963.00	97,288.32	12,881.86	52,674.68	
<b>201 GEN OB REFUNDING BOND SRS 2016</b>						
40 Tax Collections	5,188,298.00	5,188,298.00	5,195,046.48	27,243.17	-6,748.48	100.1%
47 Interest	10,000.00	10,000.00	7,679.42	.00	2,320.58	76.8%
73 Draws	534,952.00	534,952.00	.00	.00	534,952.00	.0%
TOTAL REVENUES	5,733,250.00	5,733,250.00	5,202,725.90	27,243.17	530,524.10	

**REVENUE SUMMARIES REPORT**  
**GROUP SUMMARY JUNE 2022**

FOR 2022 09

	ORIGINAL ESTIM REV	REVISED EST REV	ACTUAL YTD REVENUE	ACTUAL MTD REVENUE	REMAINING REVENUE	PCT COLL
<b>202 UNLIMITED TAX ROAD BONDS</b>						
40 Tax Collections	1,406,431.00	1,406,431.00	1,423,835.02	7,691.53	-17,404.02	101.2%
47 Interest	1,200.00	1,200.00	748.40	.00	451.60	62.4%
73 Draws	159,457.00	159,457.00	.00	.00	159,457.00	.0%
80 Transfers	.00	.00	-1,709.34	-1,709.34	1,709.34	100.0%
TOTAL REVENUES	1,567,088.00	1,567,088.00	1,422,874.08	5,982.19	144,213.92	
<b>203 GEN OB REFUNDING BOND SRS 2021</b>						
40 Tax Collections	.00	129,709.00	37,972.91	1,006.38	91,736.09	29.3%
47 Interest	.00	.00	269.61	.00	-269.61	100.0%
48 Other Revenue	.00	.00	9,963.72	.00	-9,963.72	100.0%
80 Transfers	.00	.00	155,216.41	.00	-155,216.41	100.0%
TOTAL REVENUES	.00	129,709.00	203,422.65	1,006.38	-73,713.65	
<b>206 GEN OB REFUNDING BOND SRS 2013</b>						
40 Tax Collections	720,250.00	720,250.00	505,583.09	.00	214,666.91	70.2%
47 Interest	1,000.00	1,000.00	647.69	.00	352.31	64.8%
73 Draws	74,800.00	74,800.00	.00	.00	74,800.00	.0%
TOTAL REVENUES	796,050.00	796,050.00	506,230.78	.00	289,819.22	
<b>208 SPECIAL TAX REVENUE BONDS 2020</b>						
47 Interest	.00	.00	290.49	.00	-290.49	100.0%
80 Transfers	609,952.00	1,219,904.00	1,219,903.50	.00	.50	100.0%
TOTAL REVENUES	609,952.00	1,219,904.00	1,220,193.99	.00	-289.99	
<b>301 MPO ROAD CONSTRUCTION</b>						
42 Intergovernmental	694,441.00	694,441.00	199,128.78	.00	495,312.22	28.7%
47 Interest	.00	.00	138.35	.00	-138.35	100.0%
80 Transfers	210,000.00	210,000.00	210,000.00	.00	.00	100.0%
TOTAL REVENUES	904,441.00	904,441.00	409,267.13	.00	495,173.87	

**REVENUE SUMMARIES REPORT**  
**GROUP SUMMARY JUNE 2022**

FOR 2022 09

	ORIGINAL ESTIM REV	REVISED EST REV	ACTUAL YTD REVENUE	ACTUAL MTD REVENUE	REMAINING REVENUE	PCT COLL
<b>302 TAX ROAD BOND CONTRUCTION</b>						
47 Interest	60,000.00	60,000.00	121,901.44	.00	-61,901.44	203.2%
73 Draws	38,786,657.00	38,786,657.00	.00	.00	38,786,657.00	.0%
TOTAL REVENUES	38,846,657.00	38,846,657.00	121,901.44	.00	38,724,755.56	
<b>307 CRTS RENOVATIONS #2</b>						
47 Interest	700.00	4,700.00	5,984.07	.00	-1,284.07	127.3%
73 Draws	60,000.00	60,000.00	.00	.00	60,000.00	.0%
TOTAL REVENUES	60,700.00	64,700.00	5,984.07	.00	58,715.93	
<b>308 VENUE CAPITAL PROJECT</b>						
47 Interest	5,000.00	5,000.00	7,096.48	.00	-2,096.48	141.9%
73 Draws	3,000,000.00	3,000,000.00	.00	.00	3,000,000.00	.0%
TOTAL REVENUES	3,005,000.00	3,005,000.00	7,096.48	.00	2,997,903.52	
<b>401 EMPLOYEE HEALTH BENEFIT</b>						
47 Interest	20,000.00	20,000.00	18,620.60	.00	1,379.40	93.1%
48 Other Revenue	12,787,000.00	12,787,000.00	8,097,848.33	880,272.35	4,689,151.67	63.3%
73 Draws	1,154,140.00	1,154,140.00	.00	.00	1,154,140.00	.0%
TOTAL REVENUES	13,961,140.00	13,961,140.00	8,116,468.93	880,272.35	5,844,671.07	
<b>403 WORKERS COMPENSATION</b>						
47 Interest	15,000.00	15,000.00	25,131.83	.00	-10,131.83	167.5%
48 Other Revenue	1,510,500.00	1,510,500.00	1,340,397.24	145,828.53	170,102.76	88.7%
TOTAL REVENUES	1,525,500.00	1,525,500.00	1,365,529.07	145,828.53	159,970.93	
GRAND TOTAL	270,532,070.00	306,796,405.00	223,067,542.94	37,923,962.50	83,789,462.06	72.7%

\*\* END OF REPORT - Generated by Scott, Rhonda \*\*

**REVENUE SUMMARIES REPORT**  
**FUND SUMMARY JUNE 2022**

FOR 2022 09

	ORIGINAL ESTIM REV	REVISED EST REV	ACTUAL YTD REVENUE	ACTUAL MTD REVENUE	REMAINING REVENUE	PCT COLL
<b>011 GENERAL FUND</b>						
TOTAL REVENUES	126,070,730.00	126,937,901.00	106,876,813.81	4,205,523.49	20,061,087.19	
<b>020 CONSOLIDATED ROAD AND BRIDGE</b>						
TOTAL REVENUES	10,015,870.00	10,049,870.00	8,061,790.25	233,905.00	1,988,079.75	
<b>031 PRECINCT 1 PARK</b>						
TOTAL REVENUES	184,166.00	184,166.00	130,349.69	1,074.77	53,916.31	
<b>032 SLATON/ROOSEVELT PARK</b>						
TOTAL REVENUES	309,924.00	196,924.00	125,810.27	2,499.77	71,113.73	
<b>033 IDALOU/NEW DEAL PARK</b>						
TOTAL REVENUES	192,260.00	192,260.00	122,596.64	1,374.77	69,663.36	
<b>034 SHALLOWATER PARK</b>						
TOTAL REVENUES	295,726.00	295,726.00	122,537.55	1,324.77	173,188.45	
<b>041 PERMANENT IMPROVEMENT</b>						
TOTAL REVENUES	7,298,125.00	7,298,125.00	5,114,898.82	51,806.78	2,183,226.18	
<b>043 LCETRZ NO1 TAX INCREMENT FUND</b>						
TOTAL REVENUES	189,025.00	189,025.00	188,848.89	.00	176.11	
<b>046 TJJD (P) JJAEP GRANT</b>						
TOTAL REVENUES	80,000.00	80,000.00	33,695.50	-450.00	46,304.50	
<b>047 TJJD (R) REG DIVERSION GRANT</b>						
TOTAL REVENUES	15,628.00	15,628.00	12,793.98	.00	2,834.02	
<b>049 TJJD (S) PREV/INTER GRANT</b>						
TOTAL REVENUES	.00	66,000.00	55,000.00	.00	71,500.00	
<b>050 JUVENILE STAR PROGRAM</b>						

**REVENUE SUMMARIES REPORT**  
**FUND SUMMARY JUNE 2022**

FOR 2022 09

	ORIGINAL ESTIM REV	REVISED EST REV	ACTUAL YTD REVENUE	ACTUAL MTD REVENUE	REMAINING REVENUE	PCT COLL
TOTAL REVENUES	625,490.00	625,490.00	600,000.00	.00	25,490.00	
<b>051 JUVENILE PROBATION</b>						
TOTAL REVENUES	8,048,144.00	8,048,144.00	5,997,872.16	664,508.34	2,050,271.84	
<b>054 TJJD (A) JUV PROB COMM GRANT</b>						
TOTAL REVENUES	2,110,453.00	2,142,453.00	1,480,642.27	138,772.00	661,810.73	
<b>055 JUVENILE DETENTION</b>						
TOTAL REVENUES	5,103,377.00	5,103,377.00	2,584,563.12	95,815.00	2,518,813.88	
<b>057 JUVENILE FOOD SERVICE</b>						
TOTAL REVENUES	388,412.00	388,412.00	275,636.02	.00	112,775.98	
<b>064 TJJD (E) TITLE IV E GRANT</b>						
TOTAL REVENUES	204,400.00	204,400.00	3,118.91	.00	201,281.09	
<b>066 CJD RE ENTRY DRUG COURT GRANT</b>						
TOTAL REVENUES	40,943.00	40,943.00	.00	.00	40,943.00	
<b>067 CJD DWI COURT GRANT</b>						
TOTAL REVENUES	32,951.00	32,951.00	5,233.54	.00	27,717.46	
<b>070 ON LINE ACCESS</b>						
TOTAL REVENUES	185,000.00	185,000.00	7,888.32	.00	177,111.68	
<b>072 CJD DRUG COURT GRANT</b>						
TOTAL REVENUES	44,092.00	44,092.00	10,942.14	.00	33,149.86	
<b>074 COUNTY DRUG COURT COURT COST</b>						
TOTAL REVENUES	33,240.00	33,240.00	17,615.47	6,450.72	15,624.53	
<b>075 DISPUTE RESOLUTION</b>						

**REVENUE SUMMARIES REPORT**  
**FUND SUMMARY JUNE 2022**

FOR 2022 09

	ORIGINAL ESTIM REV	REVISED EST REV	ACTUAL YTD REVENUE	ACTUAL MTD REVENUE	REMAINING REVENUE	PCT COLL
TOTAL REVENUES	371,350.00	371,350.00	250,420.98	35,915.01	120,929.02	
076 USDA AG MEDIATION GRANT						
TOTAL REVENUES	420,000.00	420,000.00	136,054.20	49,262.00	283,945.80	
077 DOMESTIC RELATIONS OFFICE						
TOTAL REVENUES	227,110.00	227,110.00	138,039.77	15,580.39	89,070.23	
078 MEDIATION & MENTAL HEALTH GRAN						
TOTAL REVENUES	14,602.00	14,602.00	6,626.70	.00	7,975.30	
079 VENUE HOT & STVR TAX						
TOTAL REVENUES	2,345,000.00	2,345,000.00	2,111,873.74	329,271.69	233,126.26	
081 LAW LIBRARY						
TOTAL REVENUES	202,875.00	202,875.00	148,419.10	17,973.70	54,455.90	
083 ELECTION SERVICES						
TOTAL REVENUES	769,775.00	769,775.00	335,353.18	74,398.15	434,421.82	
084 HELP AMERICA VOTE ACT						
TOTAL REVENUES	.00	4,024,697.00	4,024,697.00	.00	.00	
085 ELECTION ADMINISTRATION						
TOTAL REVENUES	64,000.00	64,000.00	49,506.04	48,865.62	14,493.96	
086 ELECTION EQUIPMENT						
TOTAL REVENUES	75,100.00	75,100.00	128,547.29	127,773.46	-53,447.29	
090 DIST CLK RECORDS MGT. AND PRES						
TOTAL REVENUES	41,701.00	41,701.00	5,102.85	78.23	36,598.15	
091 CTY CLK RECORDS MGT. AND PRES						

**REVENUE SUMMARIES REPORT**  
**FUND SUMMARY JUNE 2022**

FOR 2022 09

	ORIGINAL ESTIM REV	REVISED EST REV	ACTUAL YTD REVENUE	ACTUAL MTD REVENUE	REMAINING REVENUE	PCT COLL
TOTAL REVENUES	645,992.00	645,992.00	490,844.60	50,827.56	155,147.40	
092 CTY RECORDS MGT. AND PRES						
TOTAL REVENUES	82,948.00	82,948.00	91,489.27	22,188.20	-8,541.27	
093 COURTHOUSE SECURITY						
TOTAL REVENUES	110,000.00	110,000.00	117,201.11	23,148.87	-7,201.11	
094 COURT RECORD PRESERVATION						
TOTAL REVENUES	48,600.00	48,600.00	12,456.39	50.00	36,143.61	
095 LOCAL TRUANCY PREVENT & DIVERS						
TOTAL REVENUES	19,333.00	19,333.00	10,715.99	3,718.86	8,617.01	
096 HISTORICAL COMMISSION						
TOTAL REVENUES	6,150.00	6,150.00	5,592.72	.00	557.28	
097 CHILD ABUSE PREVENTION						
TOTAL REVENUES	5,025.00	5,025.00	473.93	163.72	4,551.07	
099 CTY/DIST COURT TECHNOLOGY						
TOTAL REVENUES	7,000.00	7,000.00	3,257.14	1,077.33	3,742.86	
102 DIST COURT RECORDS TECHNOLOGY						
TOTAL REVENUES	64,250.00	64,250.00	9,316.36	71.20	54,933.64	
103 COUNTY CLERK RECORDS ARCHIVES						
TOTAL REVENUES	1,440,000.00	1,440,000.00	483,952.30	64,990.00	956,047.70	
105 COMMUNITY/ECONOMIC DEV PRG						
TOTAL REVENUES	23,500.00	23,500.00	1,201.82	.00	22,298.18	
106 AMERICAN RESCUE PLAN ACT						



**REVENUE SUMMARIES REPORT**  
**FUND SUMMARY JUNE 2022**

FOR 2022 09

	ORIGINAL ESTIM REV	REVISED EST REV	ACTUAL YTD REVENUE	ACTUAL MTD REVENUE	REMAINING REVENUE	PCT COLL
TOTAL REVENUES	30,162,197.00	60,324,387.00	60,422,250.76	30,162,193.50	-97,863.76	
<b>108 JP1 JUSTICE COURT TECHNOLOGY</b>						
TOTAL REVENUES	58,153.00	58,153.00	3,678.34	892.04	54,474.66	
<b>109 JP2 JUSTICE COURT TECHNOLOGY</b>						
TOTAL REVENUES	42,812.00	42,812.00	1,697.78	651.47	41,114.22	
<b>110 JP3 JUSTICE COURT TECHNOLOGY</b>						
TOTAL REVENUES	15,700.00	15,700.00	1,671.30	289.93	14,028.70	
<b>111 JP4 JUSTICE COURT TECHNOLOGY</b>						
TOTAL REVENUES	8,550.00	8,550.00	4,111.50	1,270.88	4,438.50	
<b>112 COURT FACILITY FEE</b>						
TOTAL REVENUES	.00	.00	44,114.09	10,140.01	-44,114.09	
<b>114 JUDICIAL EDUCATION &amp; SUPPORT</b>						
TOTAL REVENUES	.00	.00	2,935.06	2,935.06	-2,935.06	
<b>115 LANGUAGE ACCESS</b>						
TOTAL REVENUES	.00	.00	16,347.32	3,273.04	-16,347.32	
<b>122 SHERIFF CONTRABAND</b>						
TOTAL REVENUES	263,500.00	263,500.00	194,281.67	12,366.90	69,218.33	
<b>124 INMATE SUPPLY</b>						
TOTAL REVENUES	864,000.00	864,000.00	947,392.96	93,966.59	-83,392.96	
<b>126 VINE GRANT</b>						
TOTAL REVENUES	30,171.00	30,171.00	22,607.76	.00	7,563.24	
<b>128 HOMELAND SECURITY GRANT</b>						

**REVENUE SUMMARIES REPORT**  
**FUND SUMMARY JUNE 2022**

FOR 2022 09

	ORIGINAL ESTIM REV	REVISED EST REV	ACTUAL YTD REVENUE	ACTUAL MTD REVENUE	REMAINING REVENUE	PCT COLL
TOTAL REVENUES	25,000.00	155,466.00	109,844.43	12,473.75	45,621.57	
<b>129 HAZARD MITIGATION GRANT-EM</b>						
TOTAL REVENUES	.00	243,600.00	.00	.00	243,600.00	
<b>130 PROJECT SAFE NEIGHBORHOOD</b>						
TOTAL REVENUES	89,839.00	89,839.00	32,533.74	7,686.59	57,305.26	
<b>142 LEOSE SHERIFF</b>						
TOTAL REVENUES	120,688.00	120,688.00	21,717.04	.00	98,970.96	
<b>145 SHERIFF COMMISSARY SALARY</b>						
TOTAL REVENUES	680,525.00	680,525.00	495,030.85	86,377.49	185,494.15	
<b>146 LECD EMER COMMUNICATION GRANT</b>						
TOTAL REVENUES	.00	11,724.00	.00	.00	11,724.00	
<b>148 MAT RE-ENTRY PROGRAM</b>						
TOTAL REVENUES	214,049.00	214,049.00	1,318.30	.00	212,730.70	
<b>150 TAG GRANT</b>						
TOTAL REVENUES	845,891.00	845,891.00	495,373.17	56,711.43	350,517.83	
<b>161 CDA BUSINESS CRIMES</b>						
TOTAL REVENUES	108,500.00	108,500.00	38,383.82	.00	70,116.18	
<b>163 CDA CONTRABAND</b>						
TOTAL REVENUES	76,500.00	76,500.00	64,744.86	.00	11,755.14	
<b>164 CDA SPATTF GRANT</b>						
TOTAL REVENUES	886,980.00	948,806.00	725,985.53	19,600.26	222,820.47	
<b>166 CDA JAG GRANT</b>						

**REVENUE SUMMARIES REPORT**  
**FUND SUMMARY JUNE 2022**

FOR 2022 09

	ORIGINAL ESTIM REV	REVISED EST REV	ACTUAL YTD REVENUE	ACTUAL MTD REVENUE	REMAINING REVENUE	PCT COLL
TOTAL REVENUES 168 CDA Border Prosecution Unit	153,235.00	153,235.00	259,142.57	102,142.03	-105,907.57	
TOTAL REVENUES 171 CDA VOCA VICTIM ADV PROJECT	273,772.00	273,772.00	93,607.42	9,817.65	180,164.58	
TOTAL REVENUES 201 GEN OB REFUNDING BOND SRS 2016	149,963.00	149,963.00	97,288.32	12,881.86	52,674.68	
TOTAL REVENUES 202 UNLIMITED TAX ROAD BONDS	5,733,250.00	5,733,250.00	5,202,725.90	27,243.17	530,524.10	
TOTAL REVENUES 203 GEN OB REFUNDING BOND SRS 2021	1,567,088.00	1,567,088.00	1,422,874.08	5,982.19	144,213.92	
TOTAL REVENUES 206 GEN OB REFUNDING BOND SRS 2013	.00	129,709.00	203,422.65	1,006.38	-73,713.65	
TOTAL REVENUES 208 SPECIAL TAX REVENUE BONDS 2020	796,050.00	796,050.00	506,230.78	.00	289,819.22	
TOTAL REVENUES 301 MPO ROAD CONSTRUCTION	609,952.00	1,219,904.00	1,220,193.99	.00	-289.99	
TOTAL REVENUES 302 TAX ROAD BOND CONSTRUCTION	904,441.00	904,441.00	409,267.13	.00	495,173.87	
TOTAL REVENUES 307 CRTS RENOVATIONS #2	38,846,657.00	38,846,657.00	121,901.44	.00	38,724,755.56	
TOTAL REVENUES 308 VENUE CAPITAL PROJECT	60,700.00	64,700.00	5,984.07	.00	58,715.93	

**REVENUE SUMMARIES REPORT**  
**FUND SUMMARY JUNE 2022**

FOR 2022 09

	ORIGINAL ESTIM REV	REVISED EST REV	ACTUAL YTD REVENUE	ACTUAL MTD REVENUE	REMAINING REVENUE	PCT COLL
TOTAL REVENUES	3,005,000.00	3,005,000.00	7,096.48	.00	2,997,903.52	
<b>401 EMPLOYEE HEALTH BENEFIT</b>						
TOTAL REVENUES	13,961,140.00	13,961,140.00	8,116,468.93	880,272.35	5,844,671.07	
<b>403 WORKERS COMPENSATION</b>						
TOTAL REVENUES	1,525,500.00	1,525,500.00	1,365,529.07	145,828.53	159,970.93	
GRAND TOTAL	270,532,070.00	306,796,405.00	223,067,542.94	37,923,962.50	83,789,462.06	72.7%

\*\* END OF REPORT - Generated by Scott, Rhonda \*\*

Issued January 17, 2013  
206

LUBBOCK COUNTY, TEXAS

Debt Service Maturity Schedule - Refunding Bonds, Series 2013

<u>Fiscal Year</u>	<u>Debt Service Funds</u>		
	<u>Principal</u>	<u>Interest</u>	<u>Total</u>
2022	\$ 655,000.00	\$ 13,100.00	\$ 668,100.00
<u>TOTAL</u>	<u>\$ 655,000.00</u>	<u>\$ 13,100.00</u>	<u>\$ 668,100.00</u>

Issued November 1, 2016  
201

LUBBOCK COUNTY, TEXAS

Debt Service Maturity Schedule - Refunding Bonds, Series 2016

<u>Fiscal Year</u>	<u>Debt Service Funds</u>		
	<u>Principal</u>	<u>Interest</u>	<u>Total</u>
2022	\$ 5,320,000.00	\$ 412,750.00	\$ 5,732,750.00
2023	\$ 5,595,000.00	\$ 139,875.00	\$ 5,734,875.00
<u>TOTAL</u>	<u>\$ 10,915,000.00</u>	<u>\$ 552,625.00</u>	<u>\$ 11,467,625.00</u>

Issued September 26, 2019  
202

LUBBOCK COUNTY, TEXAS

Debt Service Maturity Schedule - Unlimited Tax Road Bonds, Series 2019

<u>Fiscal Year</u>	<u>Debt Service Funds</u>		
	<u>Principal</u>	<u>Interest</u>	<u>Total</u>
2022		\$ 108,375.00	\$ 108,375.00
2023		\$ 108,375.00	\$ 108,375.00
2024	\$ 165,000.00	\$ 105,075.00	\$ 270,075.00
2025	\$ 170,000.00	\$ 98,375.00	\$ 268,375.00
2026	\$ 180,000.00	\$ 91,375.00	\$ 271,375.00
2027	\$ 185,000.00	\$ 84,075.00	\$ 269,075.00
2028	\$ 190,000.00	\$ 76,575.00	\$ 266,575.00
2029	\$ 200,000.00	\$ 68,775.00	\$ 268,775.00
2030	\$ 210,000.00	\$ 60,575.00	\$ 270,575.00
2031	\$ 215,000.00	\$ 54,225.00	\$ 269,225.00
2032	\$ 220,000.00	\$ 49,875.00	\$ 269,875.00
2033	\$ 225,000.00	\$ 45,143.75	\$ 270,143.75
2034	\$ 230,000.00	\$ 40,025.00	\$ 270,025.00
2035	\$ 235,000.00	\$ 34,646.88	\$ 269,646.88
2036	\$ 240,000.00	\$ 29,006.26	\$ 269,006.26
2037	\$ 245,000.00	\$ 23,093.76	\$ 268,093.76
2038	\$ 250,000.00	\$ 16,906.26	\$ 266,906.26
2039	\$ 260,000.00	\$ 10,368.76	\$ 270,368.76
2040	\$ 265,000.00	\$ 3,478.13	\$ 268,478.13
<u>TOTAL</u>	<u>\$ 3,685,000.00</u>	<u>\$ 1,108,343.80</u>	<u>\$ 4,793,343.80</u>

Issued November 2020

202

LUBBOCK COUNTY, TEXAS

Debt Service Maturity Schedule - Unlimited Tax Road Bonds, Series 2020

Fiscal Year	Debt Service Funds		
	Principal	Interest	Total
2022	\$ 360,000.00	\$ 1,097,712.50	\$ 1,457,712.50
2023	\$ 695,000.00	\$ 1,083,687.50	\$ 1,778,687.50
2024	\$ 1,580,000.00	\$ 1,041,662.50	\$ 2,621,662.50
2025	\$ 1,640,000.00	\$ 977,262.50	\$ 2,617,262.50
2026	\$ 1,925,000.00	\$ 905,962.50	\$ 2,830,962.50
2027	\$ 2,005,000.00	\$ 827,362.50	\$ 2,832,362.50
2028	\$ 2,090,000.00	\$ 745,462.50	\$ 2,835,462.50
2029	\$ 2,170,000.00	\$ 660,262.50	\$ 2,830,262.50
2030	\$ 2,260,000.00	\$ 571,662.50	\$ 2,831,662.50
2031	\$ 2,340,000.00	\$ 491,362.50	\$ 2,831,362.50
2032	\$ 2,165,000.00	\$ 423,787.50	\$ 2,588,787.50
2033	\$ 2,220,000.00	\$ 369,112.50	\$ 2,589,112.50
2034	\$ 2,265,000.00	\$ 324,262.50	\$ 2,589,262.50
2035	\$ 2,310,000.00	\$ 278,512.50	\$ 2,588,512.50
2036	\$ 2,360,000.00	\$ 231,812.50	\$ 2,591,812.50
2037	\$ 2,410,000.00	\$ 184,112.50	\$ 2,594,112.50
2038	\$ 2,460,000.00	\$ 133,875.00	\$ 2,593,875.00
2039	\$ 2,505,000.00	\$ 81,121.88	\$ 2,586,121.88
2040	\$ 2,565,000.00	\$ 27,253.13	\$ 2,592,253.13
<b>TOTAL</b>	<b>\$ 38,325,000.00</b>	<b>\$ 10,456,250.01</b>	<b>\$ 48,781,250.01</b>



Issued December 16, 2021  
203

LUBBOCK COUNTY, TEXAS

Debt Service Maturity Schedule - Refunding Bonds, Series 2021

<u>Fiscal Year</u>	<u>Debt Service Funds</u>		
	<u>Principal</u>	<u>Interest</u>	<u>Total</u>
2022	\$ 75,000.00	\$ 54,708.06	\$ 129,708.06
2023	\$ 670,000.00	\$ 71,800.00	\$ 741,800.00
2024	\$ 865,000.00	\$ 48,775.00	\$ 913,775.00
2025	\$ 885,000.00	\$ 26,950.00	\$ 911,950.00
2026	\$ 905,000.00	\$ 9,050.00	\$ 914,050.00
<u>TOTAL</u>	<u>\$ 3,400,000.00</u>	<u>\$ 211,283.06</u>	<u>\$ 3,611,283.06</u>

Issued June 1, 2020  
208

LUBBOCK COUNTY, TEXAS

Debt Service Maturity Schedule - Special Tax Revenue, Series 2020

Fiscal Year	Debt Service Funds		
	Principal	Interest	Total
2022	\$ 460,000.00	\$ 149,451.50	\$ 609,451.50
2023	\$ 470,000.00	\$ 134,777.50	\$ 604,777.50
2024	\$ 485,000.00	\$ 119,784.50	\$ 604,784.50
2025	\$ 505,000.00	\$ 104,313.00	\$ 609,313.00
2026	\$ 520,000.00	\$ 88,203.50	\$ 608,203.50
2027	\$ 535,000.00	\$ 71,615.50	\$ 606,615.50
2028	\$ 550,000.00	\$ 54,549.00	\$ 604,549.00
2029	\$ 570,000.00	\$ 37,004.00	\$ 607,004.00
2030	\$ 590,000.00	\$ 18,821.00	\$ 608,821.00
<b>TOTAL</b>	<b>\$ 4,685,000.00</b>	<b>\$ 778,519.50</b>	<b>\$ 5,463,519.50</b>

Combined

201,202,203,206,208

LUBBOCK COUNTY, TEXAS

Debt Service Maturity Schedule - Combined

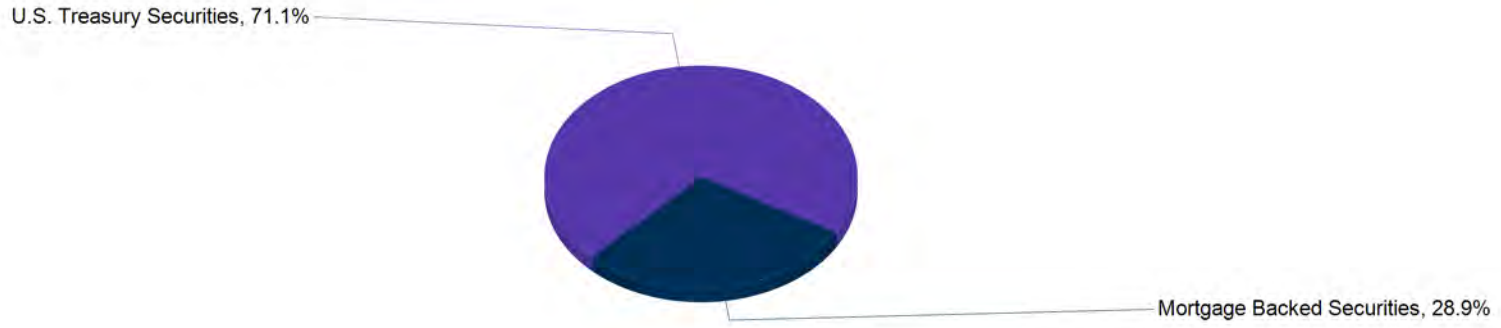
<u>Fiscal Year</u>	<u>Debt Service Funds</u>		
	<u>Principal</u>	<u>Interest</u>	<u>Total</u>
2022	\$ 6,870,000.00	\$ 1,836,097.06	\$ 8,706,097.06
2023	\$ 7,430,000.00	\$ 1,538,515.00	\$ 8,968,515.00
2024	\$ 3,095,000.00	\$ 1,315,297.00	\$ 4,410,297.00
2025	\$ 3,200,000.00	\$ 1,206,900.50	\$ 4,406,900.50
2026	\$ 3,530,000.00	\$ 1,094,591.00	\$ 4,624,591.00
2027	\$ 2,725,000.00	\$ 983,053.00	\$ 3,708,053.00
2028	\$ 2,830,000.00	\$ 876,586.50	\$ 3,706,586.50
2029	\$ 2,940,000.00	\$ 766,041.50	\$ 3,706,041.50
2030	\$ 3,060,000.00	\$ 651,058.50	\$ 3,711,058.50
2031	\$ 2,555,000.00	\$ 545,587.50	\$ 3,100,587.50
2032	\$ 2,385,000.00	\$ 473,662.50	\$ 2,858,662.50
2033	\$ 2,445,000.00	\$ 414,256.25	\$ 2,859,256.25
2034	\$ 2,495,000.00	\$ 364,287.50	\$ 2,859,287.50
2035	\$ 2,545,000.00	\$ 313,159.38	\$ 2,858,159.38
2036	\$ 2,600,000.00	\$ 260,818.76	\$ 2,860,818.76
2037	\$ 2,655,000.00	\$ 207,206.26	\$ 2,862,206.26
2038	\$ 2,710,000.00	\$ 150,781.26	\$ 2,860,781.26
2039	\$ 2,765,000.00	\$ 91,490.64	\$ 2,856,490.64
2040	\$ 2,830,000.00	\$ 30,731.26	\$ 2,860,731.26
<u>TOTAL</u>	<u>\$ 61,665,000.00</u>	<u>\$ 13,120,121.37</u>	<u>\$ 74,785,121.37</u>

Report Sequence: Intent, sgrp, styp, CUSIP, Ticket

Intent	SGrp	STyp	CUSIP	Ticket-P#	Status	Par Value	Int Accrual	Accret/-Amort	Book G/L	Net Income	Principal Paid	Interest Paid
AFS	MBS	FGLM	3132D56A5	177009072-1	Active	1,437,168.66	1,796.46	-530.98	0.00	1,265.48	21,221.84	1,822.99
AFS	MBS	FGLM	3132D57G1	177021574-1	Active	841,246.84	701.04	-79.88	0.00	621.16	9,707.65	709.13
AFS	MBS	FGLM	3132D57M8	177021575-1	Active	2,546,599.74	2,122.17	-257.18	0.00	1,864.99	29,993.28	2,147.16
<b>FGLM Total</b>						<b>4,825,015.24</b>	<b>4,619.67</b>	<b>-868.04</b>	<b>0.00</b>	<b>3,751.63</b>	<b>60,922.77</b>	<b>4,679.28</b>
AFS	MBS	FNMA	3140QD5A8	177009073-1	Active	1,433,904.30	1,792.38	-501.65	0.00	1,290.73	20,043.26	1,817.43
AFS	MBS	FNMA	3140X64B4	177009074-1	Active	1,699,779.33	3,541.21	-1,828.46	0.00	1,712.75	28,453.71	3,600.49
AFS	MBS	FNMA	31418DXG2	177021576-1	Active	1,633,974.74	2,042.47	-594.35	0.00	1,448.12	18,804.40	2,065.97
<b>FNMA Total</b>						<b>4,767,658.37</b>	<b>7,376.06</b>	<b>-2,924.46</b>	<b>0.00</b>	<b>4,451.60</b>	<b>67,301.37</b>	<b>7,483.89</b>
<b>MBS Total</b>						<b>9,592,673.61</b>	<b>11,995.73</b>	<b>-3,792.50</b>	<b>0.00</b>	<b>8,203.23</b>	<b>128,224.14</b>	<b>12,163.17</b>
AFS	TRSY	NOTE	912828V98	177035048-1	Active	5,000,000.00	9,323.20	-4,175.31	0.00	5,147.89	0.00	0.00
AFS	TRSY	NOTE	912828Z78	177035049-1	Active	5,000,000.00	6,215.47	-1,282.70	0.00	4,932.77	0.00	0.00
AFS	TRSY	NOTE	912828Z78	177040043-1	Active	5,000,000.00	6,215.47	852.72	0.00	7,068.19	0.00	0.00
AFS	TRSY	NOTE	912828Z78	177040251-1	Active	5,000,000.00	6,215.47	1,012.90	0.00	7,228.37	0.00	0.00
AFS	TRSY	NOTE	91282CDQ1	177040252-1	Active	4,000,000.00	4,141.39	1,552.07	0.00	5,693.46	0.00	25,000.00
<b>NOTE Total</b>						<b>24,000,000.00</b>	<b>32,111.00</b>	<b>-2,040.32</b>	<b>0.00</b>	<b>30,070.68</b>	<b>0.00</b>	<b>25,000.00</b>
<b>TRSY Total</b>						<b>24,000,000.00</b>	<b>32,111.00</b>	<b>-2,040.32</b>	<b>0.00</b>	<b>30,070.68</b>	<b>0.00</b>	<b>25,000.00</b>
<b>AFS Total</b>						<b>33,592,673.61</b>	<b>44,106.73</b>	<b>-5,832.82</b>	<b>0.00</b>	<b>38,273.91</b>	<b>128,224.14</b>	<b>37,163.17</b>
<b>Grand Total</b>						<b>33,592,673.61</b>	<b>44,106.73</b>	<b>-5,832.82</b>	<b>0.00</b>	<b>38,273.91</b>	<b>128,224.14</b>	<b>37,163.17</b>

Report Sequence: Intent, sgrp, styp, CUSIP, Ticket

Intent	SGrp	STyp	CUSIP	Ticket-P#	Status	Par Value	Int Accrual	Accret/-Amort	Book G/L	Net Income	Principal Paid	Interest Paid
AFS	MBS	FGLM	3132D56A5	177009072-1	Active	1,437,168.66	17,140.33	-5,281.48	0.00	11,858.85	215,508.34	17,409.72
AFS	MBS	FGLM	3132D57G1	177021574-1	Active	841,246.84	6,581.62	-735.32	0.00	5,846.30	89,320.92	6,656.05
AFS	MBS	FGLM	3132D57M8	177021575-1	Active	2,546,599.74	19,936.36	-2,315.57	0.00	17,620.79	267,460.41	20,159.24
<b>FGLM Total</b>						<b>4,825,015.24</b>	<b>43,658.31</b>	<b>-8,332.37</b>	<b>0.00</b>	<b>35,325.94</b>	<b>572,289.67</b>	<b>44,225.01</b>
AFS	MBS	FNMA	3140QD5A8	177009073-1	Active	1,433,904.30	17,172.31	-5,276.86	0.00	11,895.45	222,639.02	17,450.61
AFS	MBS	FNMA	3140X64B4	177009074-1	Active	1,699,779.33	35,782.52	-31,946.12	0.00	3,836.40	572,865.90	36,975.99
AFS	MBS	FNMA	31418DXG2	177021576-1	Active	1,633,974.74	19,245.16	-6,142.42	0.00	13,102.74	209,101.92	19,506.54
<b>FNMA Total</b>						<b>4,767,658.37</b>	<b>72,199.99</b>	<b>-43,365.40</b>	<b>0.00</b>	<b>28,834.59</b>	<b>1,004,606.84</b>	<b>73,933.14</b>
<b>MBS Total</b>						<b>9,592,673.61</b>	<b>115,858.30</b>	<b>-51,697.77</b>	<b>0.00</b>	<b>64,160.53</b>	<b>1,576,896.51</b>	<b>118,158.15</b>
AFS	TRSY	NOTE	9128283J7	177035045-1	Sold	0.00	18,008.52	-11,425.80	-69,694.44	-63,111.72	0.00	31,875.00
AFS	TRSY	NOTE	9128283P3	177035046-1	Sold	0.00	19,014.27	-12,365.33	-72,247.16	-65,598.22	0.00	33,750.00
AFS	TRSY	NOTE	912828G38	177035047-1	Sold	0.00	19,154.12	-12,568.81	-67,727.50	-61,142.19	0.00	33,750.00
AFS	TRSY	NOTE	912828V98	177035048-1	Active	5,000,000.00	75,587.20	-33,799.61	0.00	41,787.59	0.00	56,250.00
AFS	TRSY	NOTE	912828Z78	177035049-1	Active	5,000,000.00	50,442.14	-10,435.67	0.00	40,006.47	0.00	37,500.00
AFS	TRSY	NOTE	912828Z78	177040043-1	Active	5,000,000.00	29,834.25	4,001.70	0.00	33,835.95	0.00	0.00
AFS	TRSY	NOTE	912828Z78	177040251-1	Active	5,000,000.00	29,419.89	4,701.71	0.00	34,121.60	0.00	0.00
AFS	TRSY	NOTE	91282CDQ1	177040252-1	Active	4,000,000.00	19,611.01	7,281.32	0.00	26,892.33	0.00	25,000.00
<b>NOTE Total</b>						<b>24,000,000.00</b>	<b>261,071.40</b>	<b>-64,610.49</b>	<b>-209,669.10</b>	<b>-13,208.19</b>	<b>0.00</b>	<b>218,125.00</b>
<b>TRSY Total</b>						<b>24,000,000.00</b>	<b>261,071.40</b>	<b>-64,610.49</b>	<b>-209,669.10</b>	<b>-13,208.19</b>	<b>0.00</b>	<b>218,125.00</b>
<b>AFS Total</b>						<b>33,592,673.61</b>	<b>376,929.70</b>	<b>-116,308.26</b>	<b>-209,669.10</b>	<b>50,952.34</b>	<b>1,576,896.51</b>	<b>336,283.15</b>
<b>Grand Total</b>						<b>33,592,673.61</b>	<b>376,929.70</b>	<b>-116,308.26</b>	<b>-209,669.10</b>	<b>50,952.34</b>	<b>1,576,896.51</b>	<b>336,283.15</b>



Security Group	Yield		Book Value				Market Value	Gain / (Loss)
	Book	TEY	AFS	HTM	Total	%		
Mortgage Backed Securities	0.94	0.94	9,796,435	0	9,796,435	28.9 %	8,695,126	(1,101,309)
U.S. Treasury Securities	1.50	1.50	24,120,572	0	24,120,572	71.1 %	22,419,219	(1,701,353)
<b>Total</b>	<b>1.34</b>	<b>1.34</b>	<b>33,917,007</b>	<b>0</b>	<b>33,917,007</b>		<b>31,114,345</b>	<b>(2,802,662)</b>
			100.0 %	0.0 %	100.0%			
Market Value			31,114,345	0	31,114,345			
Gain/(Loss)			(2,802,662)	0	(2,802,662)			

Market price date as of 6/23/2022.

Lubbock County, Texas  
 Transfer From/To  
 Year to Date  
 June 2022

Xfer From Account	Xfer From Budget	Xfer From Amount	Xfer To Account	Xfer To Budget	Xfer To Amount	Difference Xfer to/from
011-902000	5,327,821.00	5,327,821.00	020-801100	5,327,821.00	5,327,821.00	0.00
011-904100	2,384,027.00	2,384,027.00	041-801100	2,384,027.00	2,384,027.00	0.00
011-904300	188,025.00	188,357.46	043-801100	188,025.00	188,357.46	0.00
011-905100	7,966,144.00	5,974,607.98	051-801100	7,966,144.00	5,974,607.98	0.00
011-908100	30,475.00	30,475.00	081-801100	30,475.00	30,475.00	0.00
011-909600	5,550.00	5,550.00	096-801100	5,550.00	5,550.00	0.00
011-916400	218,469.00	147,073.93	164-801100	218,469.00	147,073.93	0.00
011-917100	29,993.00	19,457.68	171-801100	29,993.00	19,457.68	0.00
011-930100	210,000.00	210,000.00	301-801100	210,000.00	210,000.00	0.00
031-902000	92,484.00	92,484.00	020-803100	92,484.00	92,484.00	0.00
033-902000	58,484.00	58,484.00	020-803300	58,484.00	58,484.00	0.00
034-902000	58,484.00	58,484.00	020-803400	58,484.00	58,484.00	0.00
051-905000	198,595.00	175,000.00	050-805100	198,595.00	175,000.00	0.00
051-905400	461,372.00		054-805100	461,372.00		0.00
051-905500	4,603,377.00	1,947,138.12	055-805100	4,603,377.00	1,947,138.12	0.00
051-905700	230,963.00	203,576.13	057-805100	230,963.00	203,576.13	0.00
051-906400	106,400.00		064-805100	106,400.00		0.00
075-907600		38,619.97	076-807500		38,619.97	0.00
075-907800	1,052.00	738.71	078-807500	1,052.00	738.71	0.00
079-920800	1,219,904.00	1,219,903.50	208-807900	1,219,904.00	1,219,903.50	0.00
206-920300		155,132.65	203-820600		155,132.65	0.00
606-960100		4,779.03	601-860600		4,779.03	0.00
606-960200	6,866.00	14,621.03	602-860600	6,866.00	14,621.03	0.00
606-960800	0.00	12,478.60	608-860600	0.00	12,478.60	0.00
606-961700	32,046.00	29,438.30	617-860600	32,046.00	29,438.30	0.00
606-962500	96,263.00	55,156.78	625-860600	96,263.00	55,156.78	0.00
606-965000	195,135.00		650-860600	195,135.00		0.00
606-960400		1,352.19	604-860600		1,352.19	0.00
606-961500		2,610.16	615-860600		2,610.16	0.00
606-961600		2,491.91	616-860600		2,491.91	0.00
602-960800	7,386.00		608-860200	7,386.00		0.00
	23,729,315.00	18,358,149.79		23,729,315.00	18,358,149.79	0.00

Lubbock County, Texas  
Sales Tax Revenue  
As of June 2022

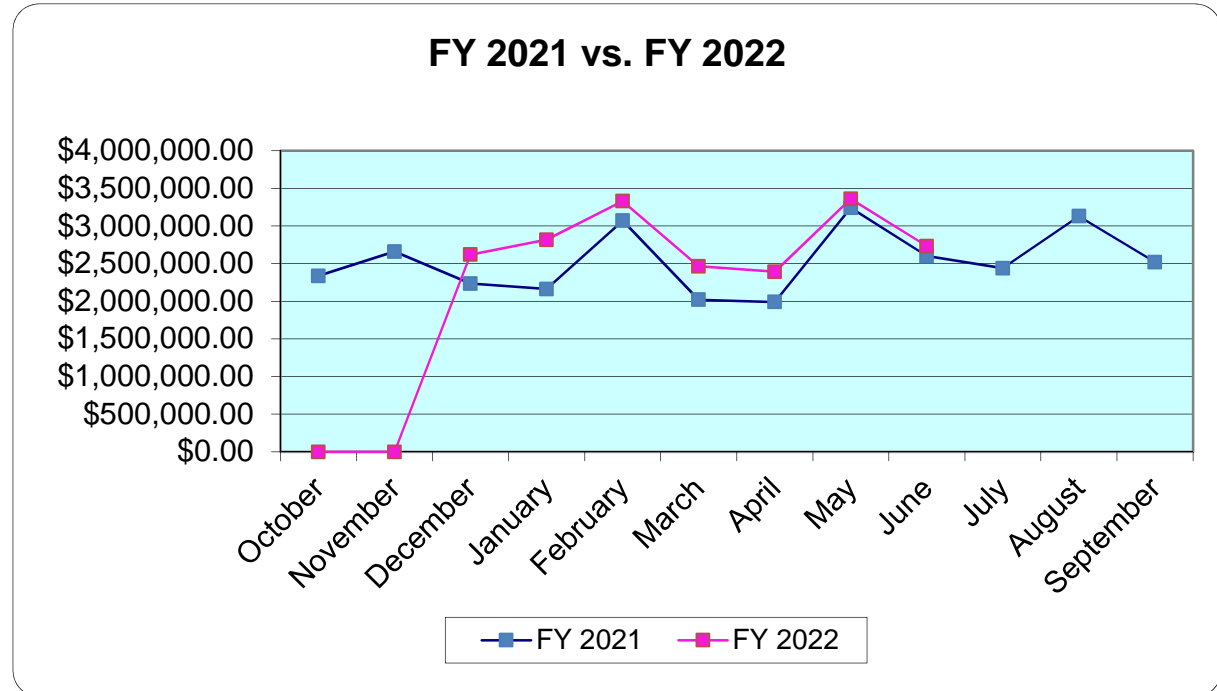
Account Number: 011-4010 Title: COUNTY SALES & USE TAX

Source of Revenue: Texas Comptroller Tax Assessor Collector

Description of Revenue: Imposed tax on the receipts from the sale at retail of taxable items within the county and an excise tax on the use, storage, or other consumption within the county of taxable items purchased, leased, or rented from a retailer during the period that the tax is effective within the county.

Month	FY 2021	FY 2022
October	\$2,336,680.76	\$0.00
November	\$2,660,917.87	\$0.00
December	\$2,235,705.88	\$2,621,120.52
January	\$2,163,046.23	\$2,818,361.56
February	\$3,071,618.98	\$3,329,175.28
March	\$2,021,512.71	\$2,465,573.98
April	\$1,990,562.64	\$2,391,694.80
May	\$3,242,189.96	\$3,360,491.03
June	\$2,601,994.11	\$2,733,568.97
July	\$2,440,163.20	
August	\$3,131,444.67	
September	\$2,519,721.85	
<b>Total</b>	<b>\$30,415,558.86</b>	<b>\$19,719,986.14</b>

2021 amounts have been adjusted to actual.





Lubbock County, Texas  
 Ad Valorem Tax Revenue  
 As of June 2022

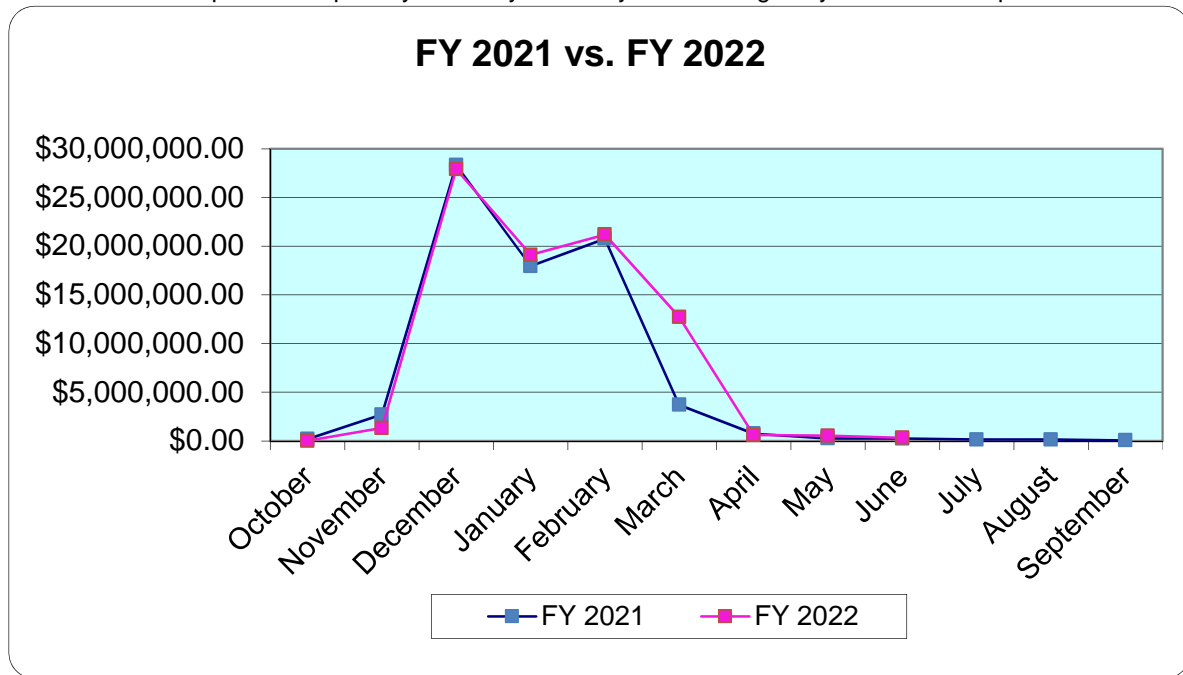
Account Number: 011-4001 Title: CURRENT AD VALOREM TAXES  
 031-4001 CURRENT AD VALOREM TAXES  
 032-4001 CURRENT AD VALOREM TAXES  
 033-4001 CURRENT AD VALOREM TAXES  
 034-4001 CURRENT AD VALOREM TAXES  
 041-4001 CURRENT AD VALOREM TAXES  
 201-4001 CURRENT AD VALOREM TAXES  
 202-4001 CURRENT AD VALOREM TAXES  
 204-4001 CURRENT AD VALOREM TAXES  
 206-4001 CURRENT AD VALOREM TAXES

Source of Revenue: Lubbock Central Appraisal District

Description of Revenue: Property Taxes are levied by October 1 on the assessed value listed as of the prior January 1 for all real and business personal property in conformity with Texas Property Code. Taxes are due on receipt of the tax bill and are delinquent if not paid by February 1 of the year following the year in which imposed.

Month	FY 2021	FY 2022
October	\$194,200.92	\$14,436.67
November	\$2,707,144.55	\$1,330,808.37
December	\$28,320,712.15	\$27,912,276.43
January	\$17,946,450.63	\$19,094,704.16
February	\$20,758,793.67	\$21,184,439.24
March	\$3,705,601.60	\$12,729,057.65
April	\$759,727.37	\$604,037.29
May	\$260,936.03	\$542,437.19
June	\$237,853.98	\$328,533.57
July	\$150,402.12	
August	\$149,730.82	
September	\$58,713.14	
Total	\$75,250,266.98	\$83,740,730.57

2021 amounts have been adjusted to actual.



Lubbock County, Texas  
 Ad Valorem Tax Collections  
 June 2022

DATE WIRED	CURRENT		DELINQUENT		SPECIAL INVENTORY	BANK INTEREST	UNCLAIMED REFUNDS	TAX CERTIFICATE	Less: TAX INCREMENT FINANCING (TIF)	TOTAL WIRED
	BASE TAX	P&I	BASE TAX	P&I						
JN 1-5	80,520.70	9,267.85	9,004.90	3,485.89		92.98		5.00		102,377.32
JN 6-8	67,103.61	8,086.66	5,200.36	2,098.24				3.00		82,491.87
JN 9-13	38,061.01	5,750.07	3,386.73	1,766.84			74.71	4,288.00		53,327.36
JN 14-16	58,364.36	8,303.81	5,372.67	1,993.82			288.44	3.00		74,326.10
JN 17-21	14,084.78	1,729.81	4,184.22	1,589.84			41.04	12.00		21,641.69
JN 25-29	(19,591.09)	6,788.46	8,636.10	4,166.53			788.85	4,069.00		4,857.85
JN 30-30.6	(20,314.38)	13,555.30	3,273.60	3,485.48			391.53			391.53
										-
										-
										-
										-
										-
										-
										-
										-
										-
										-
										-
Transmittal	218,228.99	53,481.96	39,058.58	18,586.64	-	92.98	1,584.57	8,380.00	-	339,413.72
Totals	39,058.58			53,481.96						
Rendition Penalty										
<b>TOTAL RECEIPTS - BASE TAX (NORMAL RECEIPTS)</b>	<b>\$ 257,287.57</b>			<b>72,068.60</b>			<b>TOTAL NET DISTRIBUTION</b>			<b>\$ 339,413.72</b>

NOTE: Due to timing differences, amounts received in one month may not show on unadjusted Financial Statements until the following month.

# Budget Report

---

For Fiscal: 2021-2022 Period Ending 06/30/22

**Account Summary**

**BUDGET SUMMARIES REPORT**  
ACCOUNT SUMMARY JUNE 2022

FOR 2022 09

	ORIGINAL APPROP	REVISED BUDGET	YTD ACTUAL	MTD ACTUAL	ENCUMBRANCES	AVAILABLE BUDGET	PCT USE/COL
<b>011 GENERAL FUND</b>							
<b>000 UNDEFINED</b>							
011 400100	CURRENT AD VALOREM TAXE	-75,091,294.00	-75,091,294.00	-73,892,779.41	-289,897.89	.00	-1,198,514.59 98.4
011 400400	PEN & INT - CURRENT LEV	-307,874.00	-307,874.00	-289,604.92	-34,376.78	.00	-18,269.08 94.1
011 400500	DELIQ TAXES - PRIOR YEA	-458,057.00	-458,057.00	-392,485.09	-26,364.48	.00	-65,571.91 85.7
011 400600	PEN & INT - PRIOR YEARS	-232,783.00	-232,783.00	-193,645.62	-10,884.95	.00	-39,137.38 83.2
011 401000	COUNTY SALES & USE TAX	-30,854,754.00	-30,854,754.00	-19,719,986.14	-2,733,568.97	.00	-11,134,767.86 63.9
011 410100	COUNTY CLERK	-59,426.00	-59,426.00	-46,071.50	-7,147.60	.00	-13,354.50 77.5
011 410200	BEER & LIQUOR PERMITS	-132,666.00	-132,666.00	-89,066.50	-5,780.00	.00	-43,599.50 67.1
011 420100	GRANT REVENUE	.00	.00	-25,000.00	.00	.00	25,000.00 100.0
011 420168	EMERGENCY RENTAL ASSIST	.00	-867,171.00	-866,370.22	133,431.09	.00	-800.78 99.9
011 420210	STATE MIXED DRINK TAX	-1,211,776.00	-1,211,776.00	-1,071,406.56	-161,687.59	.00	-140,369.44 88.4
011 420320	EMERGENCY MGT GRANT	-29,208.00	-29,208.00	-15,331.68	.00	.00	-13,876.32 52.5
011 420500	BINGO TAX PROCEEDS	-275,000.00	-275,000.00	-115,684.49	.00	.00	-159,315.51 42.1
011 420900	STATE - COUNTY COURTS	-289,466.00	-289,466.00	-146,150.00	.00	.00	-143,316.00 50.5
011 421210	STRADUS A/G CHILD SUPPO	-1,400.00	-1,400.00	-807.84	-304.43	.00	-592.16 57.7
011 422020	INTER LOCAL AGREEMENT-C	-367,000.00	-367,000.00	-428,962.90	-137,830.23	.00	61,962.90 116.9
011 424800	GRANT ADMINISTRATION RE	-2,500.00	-2,500.00	-385.23	.00	.00	-2,114.77 15.4
011 425000	INDIGENT DEFENSE GRANT	-286,519.00	-286,519.00	-191,292.00	-63,764.00	.00	-95,227.00 66.8
011 430200	COUNTY JUDGE	-7,998.00	-7,998.00	-6,120.00	-784.00	.00	-1,878.00 76.5
011 430300	COUNTY CLERK	-1,612,576.00	-1,612,576.00	-1,222,106.41	-167,305.89	.00	-390,469.59 75.8
011 430520	J.E.P.J. FEES	-5,031.00	-5,031.00	-1,285.00	.00	.00	-3,746.00 25.5
011 430600	VRED - TAPE	-321.00	-321.00	-51.82	-10.77	.00	-269.18 16.1
011 430700	TRAFFIC	-8,670.00	-8,670.00	-4,224.54	-418.02	.00	-4,445.46 48.7
011 430800	CHILD SAFETY - CS	-1,258.00	-1,258.00	-754.38	-128.42	.00	-503.62 60.0
011 431000	TAX ASSESSOR/COLLECTOR	-38,589.00	-38,589.00	-30,903.00	-4,317.00	.00	-7,686.00 80.1
011 431100	TAX OFFICE DPS DL RENEW	.00	.00	-2,960.00	-420.00	.00	2,960.00 100.0
011 431300	AG FILING FEE	-1,258.00	-1,258.00	.00	.00	.00	-1,258.00 .0
011 431500	INDIGENT DEFENSE FEE	-646.00	-646.00	-95.83	-34.42	.00	-550.17 14.8
011 431600	JURY FEE COUNTY	-800.00	-800.00	-888.60	-334.28	.00	88.60 111.1
011 432200	PASSPORT FEE - DIST CLE	-21,271.00	-21,271.00	.00	.00	.00	-21,271.00 .0
011 432300	DISTRICT CLERK FEES	-398,271.00	-398,271.00	-237,876.17	-40,174.41	.00	-160,394.83 59.7
011 432500	PROSECUTOR'S FEES	-4,600.00	-4,600.00	-7,254.21	-2,969.15	.00	2,654.21 157.7
011 433100	JP PRECINCT 1	-42,450.00	-42,450.00	-32,509.02	-3,558.99	.00	-9,940.98 76.6
011 433200	JP PRECINCT 2	-41,000.00	-41,000.00	-35,942.56	-4,370.04	.00	-5,057.44 87.7
011 433300	JP PRECINCT 3	-51,063.00	-51,063.00	-48,289.66	-6,296.44	.00	-2,773.34 94.6
011 433400	JP PRECINCT 4	-26,439.00	-26,439.00	-22,928.03	-3,014.92	.00	-3,510.97 86.7
011 434000	DISTRICT ATTORNEY	-2,678.00	-2,678.00	-486.27	-75.62	.00	-2,191.73 18.2
011 434500	MEDICAL EXAMINER	-200.00	-200.00	.00	.00	.00	-200.00 .0

**BUDGET SUMMARIES REPORT**  
ACCOUNT SUMMARY JUNE 2022

FOR 2022 09

	ORIGINAL APPROP	REVISED BUDGET	YTD ACTUAL	MTD ACTUAL	ENCUMBRANCES	AVAILABLE BUDGET	PCT USE/COL
011 434600 SHERIFF	-515,118.00	-515,118.00	-214,105.40	-21,120.75	.00	-301,012.60	41.6
011 434800 CONSTABLES	-365,283.00	-365,283.00	-408,403.59	-55,400.00	.00	43,120.59	111.8
011 435000 DEFENSIVE DRIVING FEE	-6,796.00	-6,796.00	-3,494.21	-496.75	.00	-3,301.79	51.4
011 435100 SS FEE-INMATE	-27,359.00	-27,359.00	-2,200.00	-400.00	.00	-25,159.00	8.0
011 435200 ISSUED WARRANT EXECUTIO	-48,104.00	-48,104.00	-23,506.00	-2,388.56	.00	-24,598.00	48.9
011 435300 ARREST FEES - COUNTY	-4,790.00	-4,790.00	-4,507.41	-590.95	.00	-282.59	94.1
011 435410 FAMILY PROTECTION FEE	-6,507.00	-6,507.00	-1,470.00	.00	.00	-5,037.00	22.6
011 435600 COURT INITIATED GUARDIA	.00	.00	-17,759.99	-3,090.00	.00	17,759.99	100.0
011 436100 CMI FINE COMMISSION	.00	.00	-.18	-.04	.00	.18	100.0
011 436200 BAT COMMISSIONS	.00	.00	-3.46	.00	.00	3.46	100.0
011 437400 VITAL STATISTICS PRESER	-4,623.00	-4,623.00	-3,952.00	-619.00	.00	-671.00	85.5
011 440100 MOTOR VEHICLE SALES TAX	-3,206,821.00	-3,206,821.00	-3,695,394.59	.00	.00	488,573.59	115.2
011 440200 CERTIFICATE OF TITLE CO	-431,263.00	-431,263.00	-280,625.00	-39,085.00	.00	-150,638.00	65.1
011 440300 MOTOR VEHICLE COMMISSIO	-617,613.00	-617,613.00	-526,837.00	-58,244.60	.00	-90,776.00	85.3
011 440500 (CVC) COMP TO VICTIMS O	-133.00	-133.00	-71.67	-16.33	.00	-61.33	53.9
011 440600 LEOA COMMISSION	.00	.00	-.61	-.26	.00	.61	100.0
011 440800 BEER & LIQUOR COMMISSIO	-1,185.00	-1,185.00	-515.00	.00	.00	-670.00	43.5
011 441100 CJC COMMISSION	-10.00	-10.00	-11.69	-5.16	.00	1.69	116.9
011 441200 JCPT COMMISSION	-5.00	-5.00	-3.05	-.63	.00	-1.95	61.0
011 441400 JPD COMM	-75.00	-75.00	-188.64	-43.06	.00	113.64	251.5
011 441600 ARREST FEES - COMM	-11,109.00	-11,109.00	-6,270.90	-2,153.67	.00	-4,838.10	56.4
011 441700 LEMI COMMISSION	.00	.00	-.27	-.13	.00	.27	100.0
011 441800 CRIMESTOPPERS-COMM	.00	.00	-1.06	-.52	.00	1.06	100.0
011 442200 DNA TESTING FEE	.00	.00	-42.72	-1.26	.00	42.72	100.0
011 442400 SEPTIC INSPECTION	-110,019.00	-110,019.00	-100,210.00	-14,310.00	.00	-9,809.00	91.1
011 442500 FLSI COMM	-4,310.00	-4,310.00	-1,072.79	-27.11	.00	-3,237.21	24.9
011 442600 FA COMM	-38.00	-38.00	-19.18	-5.34	.00	-18.82	50.5
011 442700 CCC COMM	-150.00	-150.00	-126.03	-16.06	.00	-23.97	84.0
011 442800 JCD COMM	.00	.00	-.57	-.10	.00	.57	100.0
011 442900 TP COMM (40%)	-4,180.00	-4,180.00	-1,298.01	-398.98	.00	-2,881.99	31.1
011 443000 JE COMM (10%)	-7,077.00	-7,077.00	-1,947.02	-598.48	.00	-5,129.98	27.5
011 443500 NEW CCC COMM	-14,242.00	-14,242.00	-3,259.89	-1,099.56	.00	-10,982.11	22.9
011 443600 EMS TRAUMA FUND COMM	-2,000.00	-2,000.00	-1,494.11	-534.13	.00	-505.89	74.7
011 444000 STF COMM	-2,800.00	-2,800.00	-106.01	-41.44	.00	-2,693.99	3.8
011 444100 STF_COMM	-4,200.00	-4,200.00	-2,575.13	-835.32	.00	-1,624.87	61.3
011 444200 DNA (CS)	-200.00	-200.00	-17.45	-.32	.00	-182.55	8.7
011 444300 CIVIL DATA JUSTICE FEE	-5.00	-5.00	-1.30	-.42	.00	-3.70	26.0
011 444500 BAIL BOND FEE COMM	-5,226.00	-5,226.00	-4,107.00	-1,023.00	.00	-1,119.00	78.6
011 444600 COMM DC JUDICIAL FUND	-4,288.00	-4,288.00	-297.79	-107.63	.00	-3,990.21	6.9
011 444700 JURY REIMBURSEMENT FEE	-2,944.00	-2,944.00	-198.12	-72.12	.00	-2,745.88	6.7
011 445000 TIME PAYMENT - COUNTY	-14,000.00	-14,000.00	-10,321.07	-1,589.42	.00	-3,678.93	73.7
011 445400 CCC STATE COMM	-22,000.00	-22,000.00	-15,357.42	.00	.00	-6,642.58	69.8
011 445500 Intoxicated Driver Comm	.00	.00	-8,847.36	-8,847.36	.00	8,847.36	100.0
011 450200 JURY FEES	-18,911.00	-18,911.00	-25,757.67	-5,139.90	.00	6,846.67	136.2

**BUDGET SUMMARIES REPORT**  
ACCOUNT SUMMARY JUNE 2022

FOR 2022 09

	ORIGINAL APPROP	REVISED BUDGET	YTD ACTUAL	MTD ACTUAL	ENCUMBRANCES	AVAILABLE BUDGET	PCT USE/COL
011 450400 BOARD BILLS - INMATE	-2,024,990.00	-2,024,990.00	-1,127,025.00	-200,175.00	.00	-897,965.00	55.7
011 452100 COURT REPORTER FEES	-75,106.00	-75,106.00	-73,646.40	-13,212.59	.00	-1,459.60	98.1
011 455200 IV-E LEGAL SERVICES	.00	.00	-23,040.67	.00	.00	23,040.67	100.0
011 460100 JP PRECINCT 1	-185,337.00	-185,337.00	-100,966.51	-9,276.03	.00	-84,370.49	54.5
011 460200 JP PRECINCT 2	-62,643.00	-62,643.00	-40,494.22	-6,919.25	.00	-22,148.78	64.6
011 460300 JP PRECINCT 3	-63,845.00	-63,845.00	-38,664.81	-1,832.65	.00	-25,180.19	60.6
011 460400 JP PRECINCT 4	-161,939.00	-161,939.00	-86,816.18	-11,383.62	.00	-75,122.82	53.6
011 460800 COUNTY COURT AT LAW 1	-6,302.00	-6,302.00	-1,891.35	.00	.00	-4,410.65	30.0
011 460900 COUNTY COURT AT LAW 2	-8,771.00	-8,771.00	-1,102.13	-60.95	.00	-7,668.87	12.6
011 461100 DISTRICT CLERK FINES	-9,817.00	-9,817.00	-8,340.22	-1,283.06	.00	-1,476.78	85.0
011 461210 FORFEITURES	-161,504.00	-161,504.00	-59,887.71	-7,212.50	.00	-101,616.29	37.1
011 470000 INTEREST INCOME	-100,000.00	-100,000.00	-165,069.65	-2,105.89	.00	65,069.65	165.1
011 480200 RENTALS-BUILDINGS	-391,000.00	-391,000.00	-343,157.99	-37,378.93	.00	-47,842.01	87.8
011 480300 PARKING LOTS	-62,130.00	-62,130.00	-42,965.00	-5,363.00	.00	-19,165.00	69.2
011 480510 DISPOSAL OF PROPERTY	-50,000.00	-50,000.00	-40,486.33	-38,821.21	.00	-9,513.67	81.0
011 480600 INSURANCE REIMBURSEMENT	-50,000.00	-50,000.00	.00	.00	.00	-50,000.00	.0
011 480700 JURY REIMBURSEMENTS FRO	-55,726.00	-55,726.00	-34,918.00	.00	.00	-20,808.00	62.7
011 481100 REIMBURSEMENTS-TELETYPE	-1,000.00	-1,000.00	-656.00	-68.00	.00	-344.00	65.6
011 481300 REFUND - ATTORNEY FEES	-50,000.00	-50,000.00	-21,584.44	-3,012.02	.00	-28,415.56	43.2
011 481500 OTHER REFUNDS/REIMBURSE	-50,000.00	-50,000.00	.00	.00	.00	-50,000.00	.0
011 481710 PAY PHONE COMMISSION	-873,875.00	-873,875.00	-557,977.70	-74,648.26	.00	-315,897.30	63.9
011 482600 ELECTION REVENUES	-100.00	-100.00	-72.00	-2.00	.00	-28.00	72.0
011 483000 INTEREST-LCAD	-19,216.00	-19,216.00	-14,158.00	-92.98	.00	-5,058.00	73.7
011 484200 REIMB-INMATE TRANSPORTA	-40,992.00	-40,992.00	-14,249.25	.00	.00	-26,742.75	34.8
011 485000 GAIN/LOSS SALE OF INVES	.00	.00	513,765.01	.00	.00	-513,765.01	100.0
011 489900 OTHER REVENUE	-500,000.00	-500,000.00	-87,325.30	-1,983.99	.00	-412,674.70	17.5
011 736100 DRAW FROM RESERVES	-1,354,184.00	-1,354,184.00	.00	.00	.00	-1,354,184.00	.0
011 736200 DRAW FROM COMMITTED FB	-2,384,027.00	-2,384,027.00	.00	.00	.00	-2,384,027.00	.0
011 902000 XFER TO CONSOLIDATED RO	5,327,821.00	5,327,821.00	5,327,821.00	.00	.00	.00	100.0
011 904100 XFER TO PERMANENT IMPRO	2,384,027.00	2,384,027.00	2,384,027.00	.00	.00	.00	100.0
011 904300 XFER TO LCETRZ NOI TAX	188,025.00	188,025.00	188,357.46	.00	.00	-332.46	100.2
011 905100 XFER TO JUVENILE PROBAT	7,966,144.00	7,966,144.00	5,974,607.98	663,845.34	.00	1,991,536.02	75.0
011 908100 XFER TO LAW LIBRARY	30,475.00	30,475.00	30,475.00	.00	.00	.00	100.0
011 909600 XFER TO HISTORIC PRESER	5,550.00	5,550.00	5,550.00	.00	.00	.00	100.0
011 916400 XFER TO SPATF GRANT	218,469.00	218,469.00	147,073.93	.00	.00	71,395.07	67.3
011 917100 XFER TO CDA VOCA	29,993.00	29,993.00	19,457.68	2,576.38	.00	10,535.32	64.9
011 930100 XFER TO ROAD CONSTRUCTI	210,000.00	210,000.00	210,000.00	.00	.00	.00	100.0
TOTAL UNDEFINED	-109,710,226.00	-110,577,397.00	-92,589,443.76	-3,539,101.77	.00	-17,987,953.24	83.7%

**001 COMMISSIONERS' COURT**

01100110 500100 ELECTED OFFICIALS	335,121.00	335,121.00	242,674.51	12,701.54	.00	92,446.49	72.4
-----------------------------------	------------	------------	------------	-----------	-----	-----------	------

**BUDGET SUMMARIES REPORT**  
ACCOUNT SUMMARY JUNE 2022

FOR 2022 09

	ORIGINAL APPROP	REVISED BUDGET	YTD ACTUAL	MTD ACTUAL	ENCUMBRANCES	AVAILABLE BUDGET	PCT USE/COL
01100110 500400 VEHICLE ALLOWANCE	19,200.00	19,200.00	14,104.20	738.44	.00	5,095.80	73.5
01100110 500600 STAFF EMPLOYEES	152,924.00	152,924.00	109,880.17	5,754.33	.00	43,043.83	71.9
01100110 510100 FICA	31,450.00	31,450.00	21,895.46	1,139.55	.00	9,554.54	69.6
01100110 510200 MEDICARE	7,356.00	7,356.00	5,120.68	266.50	.00	2,235.32	69.6
01100110 510300 RETIREMENT	56,355.00	56,355.00	42,858.66	2,284.13	.00	13,496.34	76.1
01100110 510400 GROUP HEALTH INSUR	52,717.00	52,717.00	41,337.55	2,334.23	.00	11,379.45	78.4
01100110 510500 GROUP DENTAL INSUR	2,905.00	2,905.00	2,556.46	134.24	.00	348.54	88.0
01100110 510600 LIFE INSURANCE	420.00	420.00	299.46	15.68	.00	120.54	71.3
01100110 510700 UNEMPLOYMENT INSUR	146.00	146.00	106.05	5.75	.00	39.95	72.6
01100110 510900 WORKER'S COMPENSAT	1,369.00	1,369.00	296.55	15.53	.00	1,072.45	21.7
01100110 520100 SUPPLIES/OTH OPER	3,500.00	4,225.00	2,530.65	1,298.23	391.19	1,303.16	69.2
01100110 523000 NON-CAPITAL SOFTWA	1,500.00	.00	.00	.00	.00	.00	.0
01100110 540100 COMMUNICATIONS - M	2,220.00	2,695.00	1,707.85	211.80	987.15	.00	100.0
01100110 550300 TRAVEL AND TRAININ	21,300.00	21,700.00	12,072.69	2,749.00	.00	9,627.31	55.6
01100110 550500 ASSOCIATION DUES	3,320.00	3,320.00	3,320.00	.00	.00	.00	100.0
01100110 580100 INSURANCE AND BOND	100.00	.00	.00	.00	.00	.00	.0
<b>TOTAL COMMISSIONERS' COURT</b>	<b>691,903.00</b>	<b>691,903.00</b>	<b>500,760.94</b>	<b>29,648.95</b>	<b>1,378.34</b>	<b>189,763.72</b>	<b>72.6%</b>

**002 COUNTY JUDGE**

01100210 500100 ELECTED OFFICIALS	147,688.00	147,688.00	105,872.82	5,543.08	.00	41,815.18	71.7
01100210 500200 APPOINTED OFFICIAL	55,333.00	55,333.00	40,638.87	2,128.22	.00	14,694.13	73.4
01100210 510100 FICA	12,588.00	12,588.00	7,806.89	455.82	.00	4,781.11	62.0
01100210 510200 MEDICARE	2,944.00	2,944.00	2,034.79	106.60	.00	909.21	69.1
01100210 510300 RETIREMENT	22,555.00	22,555.00	17,126.01	912.89	.00	5,428.99	75.9
01100210 510400 GROUP HEALTH INSUR	15,062.00	15,062.00	18,825.34	985.62	.00	-3,763.34	125.0
01100210 510500 GROUP DENTAL INSUR	830.00	830.00	712.62	37.31	.00	117.38	85.9
01100210 510600 LIFE INSURANCE	120.00	120.00	85.56	4.48	.00	34.44	71.3
01100210 510700 UNEMPLOYMENT INSUR	53.00	53.00	39.45	2.13	.00	13.55	74.4
01100210 510900 WORKER'S COMPENSAT	548.00	548.00	109.80	5.75	.00	438.20	20.0
01100210 520100 SUPPLIES/OTH OPER	1,750.00	1,750.00	765.97	.00	9.03	975.00	44.3
01100210 522800 LAW BOOKS	300.00	300.00	89.00	.00	.00	211.00	29.7
01100210 540100 COMMUNICATIONS - M	300.00	300.00	188.16	23.52	86.84	25.00	91.7
01100210 550300 TRAVEL AND TRAININ	7,500.00	7,300.00	5,938.19	1,305.27	200.00	1,161.81	84.1
01100210 550500 ASSOCIATION DUES	200.00	400.00	200.00	.00	200.00	.00	100.0
01100210 580100 INSURANCE AND BOND	125.00	125.00	.00	.00	.00	125.00	.0
01100210 599400 EMERGENCY MGT OPER	1,000.00	1,000.00	.00	.00	.00	1,000.00	.0
<b>TOTAL COUNTY JUDGE</b>	<b>268,896.00</b>	<b>268,896.00</b>	<b>200,433.47</b>	<b>11,510.69</b>	<b>495.87</b>	<b>67,966.66</b>	<b>74.7%</b>

**003 COUNTY CLERK**

01100310 500100 ELECTED OFFICIALS	83,780.00	83,780.00	61,536.74	3,222.31	.00	22,243.26	73.5
-----------------------------------	-----------	-----------	-----------	----------	-----	-----------	------

**BUDGET SUMMARIES REPORT**  
ACCOUNT SUMMARY JUNE 2022

FOR 2022 09

			ORIGINAL APPROP	REVISED BUDGET	YTD ACTUAL	MTD ACTUAL	ENCUMBRANCES	AVAILABLE BUDGET	PCT USE/COL
01100310	500600	STAFF EMPLOYEES	877,993.00	877,993.00	541,171.15	29,616.40	.00	336,821.85	61.6
01100310	500700	OVERTIME COMPENSAT	1,000.00	1,000.00	43.29	.00	.00	956.71	4.3
01100310	500800	TEMPORARY	7,500.00	7,500.00	.00	.00	.00	7,500.00	.0
01100310	510100	FICA	64,057.00	64,057.00	34,688.60	1,896.18	.00	29,368.40	54.2
01100310	510200	MEDICARE	14,981.00	14,981.00	8,112.57	443.45	.00	6,868.43	54.2
01100310	510300	RETIREMENT	114,786.00	114,786.00	70,438.77	3,907.80	.00	44,347.23	61.4
01100310	510400	GROUP HEALTH INSUR	165,682.00	165,682.00	116,575.11	5,813.45	.00	49,106.89	70.4
01100310	510500	GROUP DENTAL INSUR	9,130.00	9,130.00	6,085.14	329.92	.00	3,044.86	66.6
01100310	510600	LIFE INSURANCE	1,320.00	1,320.00	774.74	40.32	.00	545.26	58.7
01100310	510700	UNEMPLOYMENT INSUR	930.00	930.00	526.12	29.62	.00	403.88	56.6
01100310	510900	WORKER'S COMPENSAT	2,789.00	2,789.00	1,461.51	79.98	.00	1,327.49	52.4
01100310	520100	SUPPLIES/OTH OPER	25,000.00	26,500.00	8,418.03	3,362.92	11,492.51	6,589.46	75.1
01100310	522800	LAW BOOKS	1,000.00	1,000.00	551.00	.00	.00	449.00	55.1
01100310	530100	EQUIPMENT OPER/MAI	2,000.00	500.00	.00	.00	.00	500.00	.0
01100310	540100	COMMUNICATIONS - M	712.00	712.00	378.33	53.85	321.67	12.00	98.3
01100310	550300	TRAVEL AND TRAININ	8,075.00	8,075.00	1,744.77	.00	427.34	5,902.89	26.9
01100310	550500	ASSOCIATION DUES	325.00	325.00	325.00	.00	.00	.00	100.0
01100310	660300	CAPITAL OUTLAY-COU	5,500.00	5,500.00	5,200.00	.00	.00	300.00	94.5
TOTAL COUNTY CLERK			1,386,560.00	1,386,560.00	858,030.87	48,796.20	12,241.52	516,287.61	62.8%

**005 INFORMATION TECHNOLOGY SERVICE**

01100510	500600	STAFF EMPLOYEES	2,589,310.00	2,589,310.00	1,219,995.99	66,333.94	.00	1,369,314.01	47.1
01100510	500700	OVERTIME COMPENSAT	10,000.00	10,000.00	2,242.77	40.36	.00	7,757.23	22.4
01100510	510100	FICA	161,157.00	161,157.00	72,745.50	3,934.58	.00	88,411.50	45.1
01100510	510200	MEDICARE	37,690.00	37,690.00	17,013.30	920.21	.00	20,676.70	45.1
01100510	510300	RETIREMENT	288,784.00	288,784.00	142,723.75	7,898.54	.00	146,060.25	49.4
01100510	510400	GROUP HEALTH INSUR	321,226.00	321,226.00	186,489.18	10,288.13	.00	134,736.82	58.1
01100510	510500	GROUP DENTAL INSUR	17,701.00	17,701.00	9,409.26	492.46	.00	8,291.74	53.2
01100510	510600	LIFE INSURANCE	2,559.00	2,559.00	1,155.34	58.24	.00	1,403.66	45.1
01100510	510700	UNEMPLOYMENT INSUR	2,482.00	2,482.00	1,172.41	66.39	.00	1,309.59	47.2
01100510	510900	WORKER'S COMPENSAT	6,090.00	6,090.00	3,299.60	179.18	.00	2,790.40	54.2
01100510	520100	SUPPLIES/OTH OPER	280,545.00	280,545.00	32,952.99	12,891.71	130,628.13	116,963.88	58.3
01100510	523000	NON-CAPITAL SOFTWA	51,000.00	51,000.00	12,139.20	.00	26,010.34	12,850.46	74.8
01100510	523100	NON-CAPITAL EQUIPM	53,250.00	53,250.00	9,892.69	.00	15,562.22	27,795.09	47.8
01100510	530100	EQUIPMENT OPER/MAI	771,129.00	771,129.00	273,850.52	2,078.20	311,345.36	185,933.12	75.9
01100510	530200	VEHICLE OPERATION/	3,000.00	3,000.00	834.70	.00	680.62	1,484.68	50.5
01100510	530800	SOFTWARE MAINTENAN	2,761,261.00	2,761,261.00	2,256,106.60	114,854.61	109,817.45	395,336.95	85.7
01100510	540100	COMMUNICATIONS - M	89,980.00	89,980.00	48,617.01	5,476.53	35,543.98	5,819.01	93.5
01100510	550300	TRAVEL AND TRAININ	118,100.00	118,100.00	16,899.14	4,133.53	.00	101,200.86	14.3
01100510	550500	ASSOCIATION DUES	2,825.00	2,825.00	175.00	.00	.00	2,650.00	6.2



**BUDGET SUMMARIES REPORT**  
ACCOUNT SUMMARY JUNE 2022

FOR 2022 09

	ORIGINAL APPROP	REVISED BUDGET	YTD ACTUAL	MTD ACTUAL	ENCUMBRANCES	AVAILABLE BUDGET	PCT USE/COL
01100510 562200 CONTRACT SERVICES	235,000.00	235,000.00	77,702.67	54,252.67	13,900.00	143,397.33	39.0
01100510 660500 CAPITAL OUTLAY TEC	1,012,000.00	1,012,000.00	69,561.66	29,618.66	252,103.38	690,334.96	31.8
TOTAL INFORMATION TECHNOLOGY S	8,815,089.00	8,815,089.00	4,454,979.28	313,517.94	895,591.48	3,464,518.24	60.7%

**007 NON DEPARTMENTAL**

01100710 520100 SUPPLIES/OTH OPER	2,500.00	2,500.00	1,365.54	.00	10.99	1,123.47	55.1
01100710 522500 POSTAGE	310,000.00	310,000.00	222,573.26	31.86	38,036.22	49,390.52	84.1
01100710 522900 PUBLICATIONS LEGAL	30,000.00	30,000.00	18,800.40	.00	6,513.50	4,686.10	84.4
01100710 540100 COMMUNICATIONS - M	148,800.00	148,800.00	42,726.95	3,893.19	106,073.05	.00	100.0
01100710 540200 TELEPHONE - LONG D	12,000.00	12,000.00	5,406.67	486.17	6,593.33	.00	100.0
01100710 550500 ASSOCIATION DUES	68,187.00	68,192.00	68,184.84	.00	.00	7.16	100.0
01100710 561400 PROFESSIONAL SERVI	375,000.00	261,335.00	92,456.00	5,037.00	8,497.00	160,382.00	38.6
01100710 562200 CONTRACT SERVICES	80,000.00	80,000.00	27,278.84	.00	33,789.00	18,932.16	76.3
01100710 562300 INTER LOCAL AGREEM	1,109,073.00	1,109,073.00	798,787.90	.00	308,285.10	2,000.00	99.8
01100710 580100 INSURANCE AND BOND	600,000.00	600,000.00	490,999.64	1,665.60	63,720.86	45,279.50	92.5
01100710 580200 PUBLIC OFFICIALS L	400,000.00	400,000.00	287,715.00	.00	.00	112,285.00	71.9
01100710 583000 CIVIL JUDGEMENTS	50,000.00	50,000.00	5,000.00	.00	.00	45,000.00	10.0
01100710 599300 LEGISLATIVE & ADMI	1.00	1.00	.00	.00	.00	1.00	.0
01100710 599310 PAST YR LEGISLATIV	1.00	1.00	.00	.00	.00	1.00	.0
01100710 599501 CONTINGENCY-PAYROL	5,687,073.00	.00	.00	.00	.00	.00	.0
01100710 599800 CONTINGENCY	2,380,700.00	99,013.00	.00	.00	.00	99,013.00	.0
01100710 599900 OTHER CHARGES	75,062.00	75,062.00	3,373.47	.00	.00	71,688.53	4.5
TOTAL NON DEPARTMENTAL	11,328,397.00	3,245,977.00	2,064,668.51	11,113.82	571,519.05	609,789.44	81.2%

**009 TREASURER**

01100915 500100 ELECTED OFFICIALS	83,780.00	83,780.00	61,536.74	3,222.31	.00	22,243.26	73.5
01100915 500600 STAFF EMPLOYEES	175,835.00	175,835.00	123,886.36	6,914.56	.00	51,948.64	70.5
01100915 500800 TEMPORARY	10,000.00	10,000.00	5,981.28	848.75	.00	4,018.72	59.8
01100915 500900 PART TIME POSITION	28,000.00	28,000.00	15,141.45	418.50	.00	12,858.55	54.1
01100915 510100 FICA	17,577.00	17,577.00	11,421.94	639.12	.00	6,155.06	65.0
01100915 510200 MEDICARE	4,111.00	4,111.00	2,671.25	149.47	.00	1,439.75	65.0
01100915 510300 RETIREMENT	30,387.00	30,387.00	23,448.93	1,256.08	.00	6,938.07	77.2
01100915 510400 GROUP HEALTH INSUR	30,124.00	30,124.00	39,139.59	1,652.57	.00	-9,015.59	129.9
01100915 510500 GROUP DENTAL INSUR	1,660.00	1,660.00	1,431.83	60.54	.00	228.17	86.3
01100915 510600 LIFE INSURANCE	240.00	240.00	159.92	6.72	.00	80.08	66.6
01100915 510700 UNEMPLOYMENT INSUR	236.00	236.00	140.50	8.19	.00	95.50	59.5

**BUDGET SUMMARIES REPORT**  
ACCOUNT SUMMARY JUNE 2022

FOR 2022 09

	ORIGINAL APPROP	REVISED BUDGET	YTD ACTUAL	MTD ACTUAL	ENCUMBRANCES	AVAILABLE BUDGET	PCT USE/COL
01100915 510900 WORKER'S COMPENSAT	765.00	765.00	391.53	22.09	.00	373.47	51.2
01100915 520100 SUPPLIES/OTH OPER	8,482.00	8,127.00	635.76	106.96	1,349.46	6,141.78	24.4
01100915 523000 NON-CAPITAL SOFTWA	.00	355.00	355.00	.00	.00	.00	100.0
01100915 530100 EQUIPMENT OPER/MAI	800.00	800.00	235.00	.00	.00	565.00	29.4
01100915 530800 SOFTWARE MAINTENAN	100.00	100.00	.00	.00	.00	100.00	.0
01100915 550300 TRAVEL AND TRAININ	6,500.00	6,500.00	5,134.75	1,087.20	.00	1,365.25	79.0
01100915 550500 ASSOCIATION DUES	175.00	175.00	175.00	.00	.00	.00	100.0
01100915 562200 CONTRACT SERVICES	2,000.00	2,000.00	.00	.00	.00	2,000.00	.0
01100915 580100 INSURANCE AND BOND	5,000.00	5,000.00	2,500.00	.00	.00	2,500.00	50.0
<b>TOTAL TREASURER</b>	<b>405,772.00</b>	<b>405,772.00</b>	<b>294,386.83</b>	<b>16,393.06</b>	<b>1,349.46</b>	<b>110,035.71</b>	<b>72.9%</b>

**010 TAX ASSESSOR/COLLECTOR**

01101015 500100 ELECTED OFFICIALS	83,780.00	83,780.00	61,536.74	3,222.31	.00	22,243.26	73.5
01101015 500600 STAFF EMPLOYEES	1,352,952.00	1,352,952.00	888,384.81	48,006.74	.00	464,567.19	65.7
01101015 500700 OVERTIME COMPENSAT	.00	.00	41.16	.00	.00	-41.16	100.0
01101015 500900 PART TIME POSITION	18,000.00	18,000.00	3,749.60	440.00	.00	14,250.40	20.8
01101015 510100 FICA	92,793.00	92,793.00	55,869.20	3,021.39	.00	36,923.80	60.2
01101015 510200 MEDICARE	21,702.00	21,702.00	13,066.28	706.62	.00	8,635.72	60.2
01101015 510300 RETIREMENT	166,281.00	166,281.00	111,530.79	6,148.61	.00	54,750.21	67.1
01101015 510400 GROUP HEALTH INSUR	263,585.00	263,585.00	191,321.20	10,533.30	.00	72,263.80	72.6
01101015 510500 GROUP DENTAL INSUR	14,525.00	14,525.00	9,109.30	485.37	.00	5,415.70	62.7
01101015 510600 LIFE INSURANCE	2,100.00	2,100.00	1,261.88	67.20	.00	838.12	60.1
01101015 510700 UNEMPLOYMENT INSUR	1,347.00	1,347.00	870.93	48.46	.00	476.07	64.7
01101015 510900 WORKER'S COMPENSAT	4,041.00	4,041.00	3,099.34	181.41	.00	941.66	76.7
01101015 520100 SUPPLIES/OTH OPER	28,212.00	28,212.00	13,712.42	2,570.85	10,636.75	3,862.83	86.3
01101015 523100 NON-CAPITAL EQUIPM	.00	1,800.00	1,500.00	.00	.00	300.00	83.3
01101015 530200 VEHICLE OPERATION/	2,235.00	2,235.00	1,288.49	155.03	291.31	655.20	70.7
01101015 540100 COMMUNICATIONS - M	3,600.00	3,600.00	1,506.59	176.15	718.29	1,375.12	61.8
01101015 550300 TRAVEL AND TRAININ	15,500.00	15,500.00	5,204.88	1,089.00	1,095.38	9,199.74	40.6
01101015 550500 ASSOCIATION DUES	300.00	300.00	225.00	.00	.00	75.00	75.0
01101015 562200 CONTRACT SERVICES	15,630.00	15,630.00	12,962.67	.00	.00	2,667.33	82.9
01101015 570200 BUILDING RENTAL	9,277.00	9,277.00	3,864.60	.00	5,410.44	1.96	100.0
<b>TOTAL TAX ASSESSOR/COLLECTOR</b>	<b>2,095,860.00</b>	<b>2,097,660.00</b>	<b>1,380,105.88</b>	<b>76,852.44</b>	<b>18,152.17</b>	<b>699,401.95</b>	<b>66.7%</b>

**011 PURCHASING**

01101115 500600 STAFF EMPLOYEES	356,235.00	356,235.00	243,684.76	12,666.96	.00	112,550.24	68.4
---------------------------------	------------	------------	------------	-----------	-----	------------	------

**BUDGET SUMMARIES REPORT**  
ACCOUNT SUMMARY JUNE 2022

FOR 2022 09

	ORIGINAL APPROP	REVISED BUDGET	YTD ACTUAL	MTD ACTUAL	ENCUMBRANCES	AVAILABLE BUDGET	PCT USE/COL
01101115 510100 FICA	22,087.00	22,087.00	14,517.26	753.53	.00	7,569.74	65.7
01101115 510200 MEDICARE	5,165.00	5,165.00	3,395.22	176.23	.00	1,769.78	65.7
01101115 510300 RETIREMENT	39,578.00	39,578.00	28,487.06	1,507.37	.00	11,090.94	72.0
01101115 510400 GROUP HEALTH INSUR	45,186.00	45,186.00	31,949.14	1,672.73	.00	13,236.86	70.7
01101115 510500 GROUP DENTAL INSUR	2,490.00	2,490.00	1,611.66	84.38	.00	878.34	64.7
01101115 510600 LIFE INSURANCE	360.00	360.00	256.68	13.44	.00	103.32	71.3
01101115 510700 UNEMPLOYMENT INSUR	320.00	320.00	235.58	12.65	.00	84.42	73.6
01101115 510900 WORKER'S COMPENSAT	962.00	962.00	657.93	34.20	.00	304.07	68.4
01101115 520100 SUPPLIES/OTH OPER	3,000.00	1,200.00	1,050.06	59.92	85.67	64.27	94.6
01101115 530100 EQUIPMENT OPER/MAI	200.00	200.00	.00	.00	.00	200.00	.0
01101115 530200 VEHICLE OPERATION/	500.00	1,300.00	1,086.03	.00	99.56	114.41	91.2
01101115 550300 TRAVEL AND TRAININ	3,000.00	4,000.00	2,360.29	1,186.29	.00	1,639.71	59.0
01101115 550500 ASSOCIATION DUES	1,785.00	1,785.00	400.00	.00	.00	1,385.00	22.4
01101115 562200 CONTRACT SERVICES	14,355.00	14,355.00	14,354.43	.00	.00	.57	100.0
01101115 570100 RENTALS AND LEASES	24,600.00	24,600.00	18,440.37	6,146.79	6,146.79	12.84	99.9
<b>TOTAL PURCHASING</b>	<b>519,823.00</b>	<b>519,823.00</b>	<b>362,486.47</b>	<b>24,314.49</b>	<b>6,332.02</b>	<b>151,004.51</b>	<b>71.0%</b>

**012 AUDITOR**

01101215 500200 APPOINTED OFFICIAL	129,540.00	129,540.00	88,682.68	4,644.23	.00	40,857.32	68.5
01101215 500600 STAFF EMPLOYEES	769,007.00	755,507.00	477,375.99	27,654.96	.00	278,131.01	63.2
01101215 500700 OVERTIME COMPENSAT	500.00	1,000.00	613.24	18.18	.00	386.76	61.3
01101215 500800 TEMPORARY	9,300.00	22,300.00	15,757.55	517.50	.00	6,542.45	70.7
01101215 500900 PART TIME POSITION	26,229.00	26,229.00	.00	.00	.00	26,229.00	.0
01101215 510100 FICA	58,300.00	58,300.00	34,113.62	1,932.43	.00	24,186.38	58.5
01101215 510200 MEDICARE	13,634.00	13,634.00	7,978.13	451.93	.00	5,655.87	58.5
01101215 510300 RETIREMENT	103,437.00	103,437.00	66,220.49	3,845.76	.00	37,216.51	64.0
01101215 510400 GROUP HEALTH INSUR	105,434.00	105,434.00	70,118.42	3,544.30	.00	35,315.58	66.5
01101215 510500 GROUP DENTAL INSUR	5,810.00	5,810.00	3,951.78	197.00	.00	1,858.22	68.0
01101215 510600 LIFE INSURANCE	840.00	840.00	516.16	26.88	.00	323.84	61.4
01101215 510700 UNEMPLOYMENT INSUR	846.00	846.00	559.61	32.83	.00	286.39	66.1
01101215 510900 WORKER'S COMPENSAT	2,538.00	2,538.00	1,572.43	88.66	.00	965.57	62.0
01101215 520100 SUPPLIES/OTH OPER	13,571.00	13,571.00	8,506.56	2,642.75	4,191.57	872.87	93.6
01101215 523000 NON-CAPITAL SOFTWA	3,000.00	.00	.00	.00	.00	.00	.0
01101215 523100 NON-CAPITAL EQUIPM	3,500.00	.00	.00	.00	.00	.00	.0
01101215 530100 EQUIPMENT OPER/MAI	1,000.00	1,000.00	.00	.00	.00	1,000.00	.0
01101215 540100 COMMUNICATIONS - M	1,540.00	640.00	320.80	44.40	219.20	100.00	84.4
01101215 550300 TRAVEL AND TRAININ	21,017.00	28,524.00	23,509.36	3,693.68	.00	5,014.64	82.4
01101215 550500 ASSOCIATION DUES	4,957.00	4,957.00	4,405.00	415.00	.00	552.00	88.9
01101215 580100 INSURANCE AND BOND	200.00	93.00	92.50	.00	.00	.50	99.5
<b>TOTAL AUDITOR</b>	<b>1,274,200.00</b>	<b>1,274,200.00</b>	<b>804,294.32</b>	<b>49,750.49</b>	<b>4,410.77</b>	<b>465,494.91</b>	<b>63.5%</b>

**BUDGET SUMMARIES REPORT**  
ACCOUNT SUMMARY JUNE 2022

FOR 2022 09

	ORIGINAL APPROP	REVISED BUDGET	YTD ACTUAL	MTD ACTUAL	ENCUMBRANCES	AVAILABLE BUDGET	PCT USE/COL
<b>013 HUMAN RESOURCES</b>							
01101315 500600 STAFF EMPLOYEES	423,032.00	423,032.00	274,321.39	17,229.58	.00	148,710.61	64.8
01101315 500800 TEMPORARY	18,000.00	18,000.00	5,281.90	735.00	.00	12,718.10	29.3
01101315 510100 FICA	27,344.00	27,344.00	16,525.64	1,070.38	.00	10,818.36	60.4
01101315 510200 MEDICARE	6,395.00	6,395.00	3,864.83	250.33	.00	2,530.17	60.4
01101315 510300 RETIREMENT	46,999.00	46,999.00	32,090.04	2,050.33	.00	14,908.96	68.3
01101315 510400 GROUP HEALTH INSUR	45,186.00	45,186.00	24,625.78	1,545.61	.00	20,560.22	54.5
01101315 510500 GROUP DENTAL INSUR	2,490.00	2,490.00	1,349.40	87.62	.00	1,140.60	54.2
01101315 510600 LIFE INSURANCE	360.00	360.00	184.56	11.20	.00	175.44	51.3
01101315 510700 UNEMPLOYMENT INSUR	396.00	396.00	266.55	17.97	.00	129.45	67.3
01101315 510900 WORKER'S COMPENSAT	1,020.00	1,020.00	755.00	48.51	.00	265.00	74.0
01101315 520100 SUPPLIES/OTH OPER	81,150.00	77,150.00	29,228.44	3,019.34	12,952.81	34,968.75	54.7
01101315 522800 LAW BOOKS	2,500.00	2,500.00	.00	.00	.00	2,500.00	.0
01101315 523000 NON-CAPITAL SOFTWA	1,500.00	1,500.00	.00	.00	.00	1,500.00	.0
01101315 530800 SOFTWARE MAINTENAN	146,000.00	146,000.00	98,619.80	8,199.58	46,380.20	1,000.00	99.3
01101315 540100 COMMUNICATIONS - M	4,800.00	4,800.00	2,081.45	265.93	1,318.55	1,400.00	70.8
01101315 550300 TRAVEL AND TRAININ	15,000.00	16,820.00	12,474.05	4,161.79	1,000.00	3,345.95	80.1
01101315 550500 ASSOCIATION DUES	.00	2,180.00	1,414.00	.00	.00	766.00	64.9
01101315 561400 PROFESSIONAL SERVI	75,500.00	75,500.00	30,034.55	1,718.35	11,066.00	34,399.45	54.4
01101315 561500 PROFESSIONAL DEVEL	15,000.00	15,000.00	821.95	.00	.00	14,178.05	5.5
<b>TOTAL HUMAN RESOURCES</b>	<b>912,672.00</b>	<b>912,672.00</b>	<b>533,939.33</b>	<b>40,411.52</b>	<b>72,717.56</b>	<b>306,015.11</b>	<b>66.5%</b>
<b>014 COURTS</b>							
01101420 500100 ELECTED OFFICIALS	649,400.00	649,400.00	475,590.00	24,900.00	.00	173,810.00	73.2
01101420 500200 APPOINTED OFFICIAL	1,864,130.00	1,864,130.00	1,353,673.62	70,890.64	.00	510,456.38	72.6
01101420 500600 STAFF EMPLOYEES	815,835.00	815,835.00	549,551.03	29,203.64	.00	266,283.97	67.4
01101420 500700 OVERTIME COMPENSAT	.00	.00	69.12	.00	.00	-69.12	100.0
01101420 500800 TEMPORARY	101,000.00	101,000.00	36,262.00	5,966.25	.00	64,738.00	35.9
01101420 500900 PART TIME POSITION	14,149.00	14,149.00	12,321.12	805.50	.00	1,827.88	87.1
01101420 501000 SUPPLEMENTAL SALAR	31,200.00	31,200.00	22,920.00	1,200.00	.00	8,280.00	73.5
01101420 510100 FICA	218,593.00	218,593.00	143,033.78	7,856.78	.00	75,559.22	65.4
01101420 510200 MEDICARE	51,123.00	51,123.00	34,326.62	1,837.49	.00	16,796.38	67.1
01101420 510300 RETIREMENT	380,485.00	380,485.00	282,375.62	15,113.02	.00	98,109.38	74.2
01101420 510400 GROUP HEALTH INSUR	361,488.00	361,488.00	304,256.40	16,310.15	.00	57,231.60	84.2
01101420 510500 GROUP DENTAL INSUR	19,920.00	19,920.00	14,454.94	772.55	.00	5,465.06	72.6
01101420 510600 LIFE INSURANCE	2,880.00	2,880.00	1,687.79	90.28	.00	1,192.21	58.6
01101420 510700 UNEMPLOYMENT INSUR	2,589.00	2,589.00	1,919.86	108.13	.00	669.14	74.2

**BUDGET SUMMARIES REPORT**  
ACCOUNT SUMMARY JUNE 2022

FOR 2022 09

	ORIGINAL APPROP	REVISED BUDGET	YTD ACTUAL	MTD ACTUAL	ENCUMBRANCES	AVAILABLE BUDGET	PCT USE/COL
01101420 510900 WORKER'S COMPENSAT	9,520.00	9,520.00	5,417.60	291.81	.00	4,102.40	56.9
01101420 520100 SUPPLIES/OTH OPER	43,000.00	43,000.00	33,609.05	3,517.51	4,717.47	4,673.48	89.1
01101420 522800 LAW BOOKS	5,000.00	5,000.00	2,130.59	843.60	.00	2,869.41	42.6
01101420 523100 NON-CAPITAL EQUIPM	10,000.00	10,000.00	3,388.74	.00	.00	6,611.26	33.9
01101420 540100 COMMUNICATIONS - M	10,500.00	10,500.00	3,170.55	451.20	5,324.47	2,004.98	80.9
01101420 550300 TRAVEL AND TRAININ	47,000.00	47,000.00	14,005.14	2,528.32	3,154.35	29,840.51	36.5
01101420 550500 ASSOCIATION DUES	11,870.00	11,870.00	4,625.50	4,115.00	1,150.00	6,094.50	48.7
01101420 580100 INSURANCE AND BOND	750.00	750.00	142.00	.00	.00	608.00	18.9
<b>TOTAL COURTS</b>	<b>4,650,432.00</b>	<b>4,650,432.00</b>	<b>3,298,931.07</b>	<b>186,801.87</b>	<b>14,346.29</b>	<b>1,337,154.64</b>	<b>71.2%</b>

**015 APPELLATE COURTS**

01101520 501000 SUPPLEMENTAL SALAR	19,280.00	19,280.00	13,977.66	556.14	.00	5,302.34	72.5
01101520 510100 FICA	1,195.00	1,195.00	866.55	34.47	.00	328.45	72.5
01101520 510200 MEDICARE	280.00	280.00	202.83	8.07	.00	77.17	72.4
01101520 510300 RETIREMENT	2,142.00	2,142.00	1,633.54	66.18	.00	508.46	76.3
01101520 510500 GROUP DENTAL INSUR	415.00	415.00	.00	.00	.00	415.00	.0
01101520 510600 LIFE INSURANCE	240.00	240.00	.00	.00	.00	240.00	.0
01101520 510900 WORKER'S COMPENSAT	52.00	52.00	.00	.00	.00	52.00	.0
<b>TOTAL APPELLATE COURTS</b>	<b>23,604.00</b>	<b>23,604.00</b>	<b>16,680.58</b>	<b>664.86</b>	<b>.00</b>	<b>6,923.42</b>	<b>70.7%</b>

**023 DISTRICT CLERK**

01102320 500100 ELECTED OFFICIALS	83,780.00	83,780.00	61,536.75	3,222.31	.00	22,243.25	73.5
01102320 500600 STAFF EMPLOYEES	1,193,243.00	1,193,243.00	806,571.70	42,181.80	.00	386,671.30	67.6
01102320 500700 OVERTIME COMPENSAT	12,000.00	12,000.00	8,412.78	.00	.00	3,587.22	70.1
01102320 500800 TEMPORARY	35,000.00	35,000.00	10,839.85	897.50	.00	24,160.15	31.0
01102320 510100 FICA	81,717.00	81,717.00	52,424.40	2,741.37	.00	29,292.60	64.2
01102320 510200 MEDICARE	19,112.00	19,112.00	12,260.50	641.13	.00	6,851.50	64.2
01102320 510300 RETIREMENT	142,544.00	142,544.00	102,458.57	5,403.09	.00	40,085.43	71.9
01102320 510400 GROUP HEALTH INSUR	225,930.00	225,930.00	146,218.35	7,711.76	.00	79,711.65	64.7
01102320 510500 GROUP DENTAL INSUR	12,450.00	12,450.00	8,487.15	426.91	.00	3,962.85	68.2
01102320 510600 LIFE INSURANCE	1,800.00	1,800.00	1,191.87	60.48	.00	608.13	66.2
01102320 510700 UNEMPLOYMENT INSUR	1,113.00	1,113.00	849.23	46.29	.00	263.77	76.3
01102320 510900 WORKER'S COMPENSAT	3,559.00	3,559.00	2,221.73	116.35	.00	1,337.27	62.4
01102320 520100 SUPPLIES/OTH OPER	73,500.00	73,500.00	23,672.06	4,908.83	31,381.56	18,446.38	74.9
01102320 522800 LAW BOOKS	200.00	200.00	69.00	.00	.00	131.00	34.5
01102320 530100 EQUIPMENT OPER/MAI	500.00	500.00	.00	.00	.00	500.00	.0

**BUDGET SUMMARIES REPORT**  
ACCOUNT SUMMARY JUNE 2022

FOR 2022 09

	ORIGINAL APPROP	REVISED BUDGET	YTD ACTUAL	MTD ACTUAL	ENCUMBRANCES	AVAILABLE BUDGET	PCT USE/COL
01102320 550300 TRAVEL AND TRAININ	6,500.00	6,500.00	2,811.90	.00	.00	3,688.10	43.3
01102320 550500 ASSOCIATION DUES	175.00	175.00	125.00	.00	.00	50.00	71.4
01102320 561400 PROFESSIONAL SERVI	500.00	500.00	260.00	.00	.00	240.00	52.0
01102320 580100 INSURANCE AND BOND	450.00	450.00	20.00	.00	.00	430.00	4.4
<b>TOTAL DISTRICT CLERK</b>	<b>1,894,073.00</b>	<b>1,894,073.00</b>	<b>1,240,430.84</b>	<b>68,357.82</b>	<b>31,381.56</b>	<b>622,260.60</b>	<b>67.1%</b>

**030 JUDICIAL COMPLIANCE**

01103010 500600 STAFF EMPLOYEES	268,076.00	268,076.00	179,322.82	9,795.28	.00	88,753.18	66.9
01103010 500900 PART TIME POSITION	11,033.00	11,033.00	.00	.00	.00	11,033.00	.0
01103010 510100 FICA	17,304.00	17,304.00	10,772.59	588.87	.00	6,531.41	62.3
01103010 510200 MEDICARE	4,047.00	4,047.00	2,519.21	137.71	.00	1,527.79	62.2
01103010 510300 RETIREMENT	31,009.00	31,009.00	20,984.46	1,165.64	.00	10,024.54	67.7
01103010 510400 GROUP HEALTH INSUR	45,186.00	45,186.00	32,247.92	1,726.38	.00	12,938.08	71.4
01103010 510500 GROUP DENTAL INSUR	2,490.00	2,490.00	1,832.03	97.99	.00	657.97	73.6
01103010 510600 LIFE INSURANCE	360.00	360.00	251.03	13.44	.00	108.97	69.7
01103010 510700 UNEMPLOYMENT INSUR	251.00	251.00	176.62	9.79	.00	74.38	70.4
01103010 510900 WORKER'S COMPENSAT	753.00	753.00	562.84	26.44	.00	190.16	74.7
01103010 520100 SUPPLIES/OTH OPER	2,850.00	2,850.00	201.32	.00	636.51	2,012.17	29.4
01103010 550300 TRAVEL AND TRAININ	3,500.00	3,500.00	.00	.00	.00	3,500.00	.0
01103010 550500 ASSOCIATION DUES	400.00	400.00	400.00	.00	.00	.00	100.0
01103010 561400 PROFESSIONAL SERVI	3,150.00	3,150.00	2,047.95	259.09	1,061.13	40.92	98.7
01103010 562200 CONTRACT SERVICES	12,000.00	12,000.00	10,957.34	39.41	.00	1,042.66	91.3
<b>TOTAL JUDICIAL COMPLIANCE</b>	<b>402,409.00</b>	<b>402,409.00</b>	<b>262,276.13</b>	<b>13,860.04</b>	<b>1,697.64</b>	<b>138,435.23</b>	<b>65.6%</b>

**031 JUSTICE OF THE PEACE PCT 1**

01103120 500100 ELECTED OFFICIALS	83,780.00	83,780.00	61,515.14	3,222.31	.00	22,264.86	73.4
01103120 500600 STAFF EMPLOYEES	172,517.00	172,517.00	124,295.91	6,617.55	.00	48,221.09	72.0
01103120 510100 FICA	15,891.00	15,891.00	10,866.26	576.22	.00	5,024.74	68.4
01103120 510200 MEDICARE	3,716.00	3,716.00	2,541.34	134.77	.00	1,174.66	68.4
01103120 510300 RETIREMENT	28,475.00	28,475.00	21,718.38	1,170.95	.00	6,756.62	76.3
01103120 510400 GROUP HEALTH INSUR	37,655.00	37,655.00	42,850.84	2,243.50	.00	-5,195.84	113.8
01103120 510500 GROUP DENTAL INSUR	2,075.00	2,075.00	2,069.67	105.39	.00	5.33	99.7
01103120 510600 LIFE INSURANCE	300.00	300.00	213.90	11.20	.00	86.10	71.3
01103120 510700 UNEMPLOYMENT INSUR	163.00	163.00	120.98	6.61	.00	42.02	74.2
01103120 510900 WORKER'S COMPENSAT	692.00	692.00	335.69	17.88	.00	356.31	48.5
01103120 520100 SUPPLIES/OTH OPER	4,700.00	4,700.00	1,658.20	614.66	2,292.30	749.50	84.1

**BUDGET SUMMARIES REPORT**  
ACCOUNT SUMMARY JUNE 2022

FOR 2022 09

	ORIGINAL APPROP	REVISED BUDGET	YTD ACTUAL	MTD ACTUAL	ENCUMBRANCES	AVAILABLE BUDGET	PCT USE/COL
01103120 550300 TRAVEL AND TRAININ	200.00	200.00	.00	.00	.00	200.00	.0
01103120 580100 INSURANCE AND BOND	150.00	150.00	.00	.00	.00	150.00	.0
TOTAL JUSTICE OF THE PEACE PCT	350,314.00	350,314.00	268,186.31	14,721.04	2,292.30	79,835.39	77.2%

**032 JUSTICE OF THE PEACE PCT 2**

01103220 500100 ELECTED OFFICIALS	83,780.00	83,780.00	61,515.14	3,222.31	.00	22,264.86	73.4
01103220 500600 STAFF EMPLOYEES	149,560.00	149,560.00	99,271.35	5,017.05	.00	50,288.65	66.4
01103220 500700 OVERTIME COMPENSAT	.00	.00	117.19	.00	.00	-117.19	100.0
01103220 510100 FICA	14,467.00	14,467.00	9,482.28	485.90	.00	4,984.72	65.5
01103220 510200 MEDICARE	3,383.00	3,383.00	2,217.74	113.64	.00	1,165.26	65.6
01103220 510300 RETIREMENT	25,924.00	25,924.00	18,802.39	980.48	.00	7,121.61	72.5
01103220 510400 GROUP HEALTH INSUR	37,655.00	37,655.00	28,665.48	1,613.61	.00	8,989.52	76.1
01103220 510500 GROUP DENTAL INSUR	2,075.00	2,075.00	1,228.30	70.46	.00	846.70	59.2
01103220 510600 LIFE INSURANCE	300.00	300.00	197.13	11.20	.00	102.87	65.7
01103220 510700 UNEMPLOYMENT INSUR	142.00	142.00	96.98	5.01	.00	45.02	68.3
01103220 510900 WORKER'S COMPENSAT	630.00	630.00	268.32	13.55	.00	361.68	42.6
01103220 520100 SUPPLIES/OTH OPER	6,000.00	6,000.00	1,538.24	190.13	2,261.21	2,200.55	63.3
01103220 550300 TRAVEL AND TRAININ	5,700.00	5,700.00	841.95	516.95	.00	4,858.05	14.8
01103220 550500 ASSOCIATION DUES	705.00	705.00	95.00	35.00	140.00	470.00	33.3
01103220 580100 INSURANCE AND BOND	110.00	110.00	.00	.00	.00	110.00	.0
TOTAL JUSTICE OF THE PEACE PCT	330,431.00	330,431.00	224,337.49	12,275.29	2,401.21	103,692.30	68.6%

**033 JUSTICE OF THE PEACE PCT 3**

01103320 500100 ELECTED OFFICIALS	83,780.00	83,780.00	61,515.14	3,222.31	.00	22,264.86	73.4
01103320 500600 STAFF EMPLOYEES	168,691.00	168,691.00	117,035.53	6,105.52	.00	51,655.47	69.4
01103320 500700 OVERTIME COMPENSAT	.00	.00	28.13	.00	.00	-28.13	100.0
01103320 500800 TEMPORARY	10,000.00	10,000.00	490.00	.00	.00	9,510.00	4.9
01103320 510100 FICA	16,273.00	16,273.00	9,928.22	516.79	.00	6,344.78	61.0
01103320 510200 MEDICARE	3,806.00	3,806.00	2,321.86	120.86	.00	1,484.14	61.0
01103320 510300 RETIREMENT	28,050.00	28,050.00	20,875.09	1,110.01	.00	7,174.91	74.4
01103320 510400 GROUP HEALTH INSUR	37,655.00	37,655.00	44,549.22	2,332.42	.00	-6,894.22	118.3
01103320 510500 GROUP DENTAL INSUR	2,075.00	2,075.00	2,298.11	120.32	.00	-223.11	110.8
01103320 510600 LIFE INSURANCE	300.00	300.00	213.90	11.20	.00	86.10	71.3
01103320 510700 UNEMPLOYMENT INSUR	167.00	167.00	114.66	6.11	.00	52.34	68.7
01103320 510900 WORKER'S COMPENSAT	708.00	708.00	317.45	16.49	.00	390.55	44.8
01103320 520100 SUPPLIES/OTH OPER	7,500.00	7,500.00	3,453.21	214.13	6.39	4,040.40	46.1

**BUDGET SUMMARIES REPORT**  
ACCOUNT SUMMARY JUNE 2022

FOR 2022 09

	ORIGINAL APPROP	REVISED BUDGET	YTD ACTUAL	MTD ACTUAL	ENCUMBRANCES	AVAILABLE BUDGET	PCT USE/COL
01103320 522800 LAW BOOKS	1,000.00	1,000.00	607.38	.00	.00	392.62	60.7
01103320 550300 TRAVEL AND TRAININ	10,000.00	10,000.00	1,801.45	571.41	.00	8,198.55	18.0
01103320 550500 ASSOCIATION DUES	715.00	715.00	140.00	.00	.00	575.00	19.6
01103320 561400 PROFESSIONAL SERVI	2,000.00	2,000.00	.00	.00	.00	2,000.00	.0
01103320 580100 INSURANCE AND BOND	200.00	200.00	.00	.00	.00	200.00	.0
01103320 599900 OTHER CHARGES	1,000.00	1,000.00	.00	.00	100.00	900.00	10.0
<b>TOTAL JUSTICE OF THE PEACE PCT</b>	<b>373,920.00</b>	<b>373,920.00</b>	<b>265,689.35</b>	<b>14,347.57</b>	<b>106.39</b>	<b>108,124.26</b>	<b>71.1%</b>

**034 JUSTICE OF THE PEACE PCT 4**

01103420 500100 ELECTED OFFICIALS	83,780.00	83,780.00	61,515.14	3,222.31	.00	22,264.86	73.4
01103420 500600 STAFF EMPLOYEES	173,524.00	173,524.00	123,928.49	6,546.40	.00	49,595.51	71.4
01103420 500700 OVERTIME COMPENSAT	2,000.00	2,000.00	1.31	.00	.00	1,998.69	.1
01103420 510100 FICA	15,953.00	15,953.00	10,394.73	547.53	.00	5,558.27	65.2
01103420 510200 MEDICARE	3,731.00	3,731.00	2,430.95	128.05	.00	1,300.05	65.2
01103420 510300 RETIREMENT	28,587.00	28,587.00	21,677.90	1,162.47	.00	6,909.10	75.8
01103420 510400 GROUP HEALTH INSUR	38,725.00	38,725.00	52,152.00	2,690.72	.00	-13,427.00	134.7
01103420 510500 GROUP DENTAL INSUR	2,075.00	2,075.00	2,080.56	108.93	.00	-5.56	100.3
01103420 510600 LIFE INSURANCE	300.00	300.00	213.90	11.20	.00	86.10	71.3
01103420 510700 UNEMPLOYMENT INSUR	164.00	164.00	121.40	6.55	.00	42.60	74.0
01103420 510900 WORKER'S COMPENSAT	695.00	695.00	334.60	17.67	.00	360.40	48.1
01103420 520100 SUPPLIES/OTH OPER	5,000.00	5,000.00	974.98	97.53	3,338.50	686.52	86.3
01103420 522800 LAW BOOKS	200.00	200.00	.00	.00	.00	200.00	.0
01103420 550300 TRAVEL AND TRAININ	3,000.00	2,800.00	991.52	-75.00	75.00	1,733.48	38.1
01103420 550500 ASSOCIATION DUES	.00	200.00	180.00	.00	.00	20.00	90.0
<b>TOTAL JUSTICE OF THE PEACE PCT</b>	<b>357,734.00</b>	<b>357,734.00</b>	<b>276,997.48</b>	<b>14,464.36</b>	<b>3,413.50</b>	<b>77,323.02</b>	<b>78.4%</b>

**038 CENTRAL JURY**

01103820 520100 SUPPLIES/OTH OPER	104,950.00	104,950.00	23,773.84	.00	3,000.00	78,176.16	25.5
01103820 590100 JURY PAY	300,000.00	300,000.00	161,946.50	33,730.40	6,457.00	131,596.50	56.1
<b>TOTAL CENTRAL JURY</b>	<b>404,950.00</b>	<b>404,950.00</b>	<b>185,720.34</b>	<b>33,730.40</b>	<b>9,457.00</b>	<b>209,772.66</b>	<b>48.2%</b>

**039 JUDICIAL**

01103920 522800 LAW BOOKS	11,000.00	11,000.00	6,001.35	725.00	2,900.00	2,098.65	80.9
---------------------------	-----------	-----------	----------	--------	----------	----------	------



**BUDGET SUMMARIES REPORT**  
ACCOUNT SUMMARY JUNE 2022

FOR 2022 09

	ORIGINAL APPROP	REVISED BUDGET	YTD ACTUAL	MTD ACTUAL	ENCUMBRANCES	AVAILABLE BUDGET	PCT USE/COL
01103920 560100 APPOINTED ATTYS-CI	1,052,000.00	1,052,000.00	553,940.08	74,278.63	.00	498,059.92	52.7
01103920 560200 APPOINTED ATTYS-CR	18,000.00	90,400.00	58,602.91	.00	.00	31,797.09	64.8
01103920 560300 APPOINTED ATTYS-JU	100,000.00	100,000.00	67,460.00	7,925.00	.00	32,540.00	67.5
01103920 560400 APPOINTED ATTYS-ME	57,000.00	57,000.00	13,422.06	970.00	.00	43,577.94	23.5
01103920 560500 COURT REPORTER TRA	140,000.00	140,000.00	69,945.35	19,372.50	.00	70,054.65	50.0
01103920 560700 APPTD JUDGE/REPTE	70,000.00	70,000.00	31,259.94	8,148.32	.00	38,740.06	44.7
01103920 560800 WITNESS/INTERPRETE	45,000.00	42,000.00	23,067.44	2,767.76	922.56	18,010.00	57.1
01103920 561100 INMATE MEDICAL	5,000.00	11,040.00	6,778.00	2,113.00	.00	4,262.00	61.4
01103920 561400 PROFESSIONAL SERVI	150,500.00	150,500.00	115,175.00	20,350.00	.00	35,325.00	76.5
01103920 562200 CONTRACT SERVICES	4,718,578.00	4,340,966.00	3,391,472.75	.00	885,641.25	63,852.00	98.5
01103920 562320 EXPERT WITNESS-JUV	560.00	560.00	.00	.00	.00	560.00	.0
01103920 562700 EXPERT WITNESS-CRI	150,000.00	147,000.00	125,122.00	39,000.00	.00	21,878.00	85.1
01103920 564100 INVESTIGATOR EXP-C	1,000.00	1,000.00	.00	.00	.00	1,000.00	.0
01103920 564210 INVESTIGATOR EXP-C	150,000.00	70,000.00	.00	.00	.00	70,000.00	.0
01103920 564300 INVESTIGATOR EXP-J	300.00	300.00	.00	.00	.00	300.00	.0
01103920 590200 JURY EXPENSE	2,000.00	3,960.00	969.71	205.69	2,793.58	196.71	95.0
01103920 599960 JUDICIAL SUPPORT	41,670.00	47,270.00	47,212.52	.00	.00	57.48	99.9
<b>TOTAL JUDICIAL</b>	<b>6,712,608.00</b>	<b>6,334,996.00</b>	<b>4,510,429.11</b>	<b>175,855.90</b>	<b>892,257.39</b>	<b>932,309.50</b>	<b>85.3%</b>

**040 DISTRICT ATTORNEY**

01104025 500100 ELECTED OFFICIALS	30,000.00	30,000.00	22,038.53	1,153.85	.00	7,961.47	73.5
01104025 500200 APPOINTED OFFICIAL	299,504.00	299,504.00	192,788.58	10,096.16	.00	106,715.42	64.4
01104025 500600 STAFF EMPLOYEES	5,096,188.00	5,096,188.00	3,531,906.22	185,872.52	.00	1,564,281.78	69.3
01104025 500700 OVERTIME COMPENSAT	5,720.00	5,720.00	121.04	.00	.00	5,598.96	2.1
01104025 500800 TEMPORARY	54,065.00	54,065.00	23,706.67	2,596.50	.00	30,358.33	43.8
01104025 500900 PART TIME POSITION	52,366.00	52,366.00	34,127.93	1,972.00	.00	18,238.07	65.2
01104025 501301 LONGEVITY CDA	.00	.00	5,100.00	.00	.00	-5,100.00	100.0
01104025 510100 FICA	349,546.00	349,546.00	230,494.36	12,050.53	.00	119,051.64	65.9
01104025 510200 MEDICARE	81,749.00	81,749.00	53,906.14	2,818.28	.00	27,842.86	65.9
01104025 510300 RETIREMENT	620,358.00	620,358.00	447,060.05	23,692.27	.00	173,297.95	72.1
01104025 510400 GROUP HEALTH INSUR	572,356.00	572,356.00	428,192.05	23,504.35	.00	144,163.95	74.8
01104025 510500 GROUP DENTAL INSUR	31,540.00	31,540.00	21,326.26	1,158.81	.00	10,213.74	67.6
01104025 510600 LIFE INSURANCE	4,560.00	4,560.00	3,029.41	162.84	.00	1,530.59	66.4
01104025 510700 UNEMPLOYMENT INSUR	5,047.00	5,047.00	3,664.82	200.57	.00	1,382.18	72.6
01104025 510900 WORKER'S COMPENSAT	15,222.00	15,222.00	10,334.73	541.44	.00	4,887.27	67.9
01104025 520100 SUPPLIES/OTH OPER	54,245.00	54,245.00	18,460.59	1,373.32	10,359.92	25,424.49	53.1
01104025 522800 LAW BOOKS	12,000.00	11,450.00	11,411.25	.00	25.00	13.75	99.9
01104025 530100 EQUIPMENT OPER/MAI	5,000.00	5,050.00	5,046.08	5,046.08	.00	3.92	99.9
01104025 530200 VEHICLE OPERATION/	30,000.00	30,000.00	17,456.31	2,810.43	9,313.33	3,230.36	89.2
01104025 550300 TRAVEL AND TRAININ	14,250.00	14,250.00	3,086.10	35.00	.00	11,163.90	21.7

**BUDGET SUMMARIES REPORT**  
ACCOUNT SUMMARY JUNE 2022

FOR 2022 09

	ORIGINAL APPROP	REVISED BUDGET	YTD ACTUAL	MTD ACTUAL	ENCUMBRANCES	AVAILABLE BUDGET	PCT USE/COL
01104025 550500 ASSOCIATION DUES	9,000.00	8,300.00	8,285.00	.00	.00	15.00	99.8
01104025 560600 TRANSCRIPTIONS & A	17,000.00	17,650.00	16,925.98	.00	.00	724.02	95.9
01104025 561400 PROFESSIONAL SERVI	2,500.00	3,050.00	2,336.31	313.75	.00	713.69	76.6
01104025 562200 CONTRACT SERVICES	182,171.00	182,171.00	105,008.71	14,041.00	77,161.96	.33	100.0
01104025 562700 EXPERT WITNESS-CRI	.00	105,000.00	3,000.00	.00	72,000.00	30,000.00	71.4
01104025 580100 INSURANCE AND BOND	100.00	100.00	.00	.00	.00	100.00	.0
01104025 604000 CAPITAL OUTLAY-DIS	71,240.00	71,240.00	32,907.84	32,907.84	34,184.88	4,147.28	94.2
<b>TOTAL DISTRICT ATTORNEY</b>	<b>7,615,727.00</b>	<b>7,720,727.00</b>	<b>5,231,720.96</b>	<b>322,347.54</b>	<b>203,045.09</b>	<b>2,285,960.95</b>	<b>70.4%</b>

**041 CONSTABLE PCT 1**

01104130 500100 ELECTED OFFICIALS	53,138.00	53,138.00	39,030.05	2,043.77	.00	14,107.95	73.5
01104130 510100 FICA	3,295.00	3,295.00	2,375.13	124.95	.00	919.87	72.1
01104130 510200 MEDICARE	770.00	770.00	555.46	29.22	.00	214.54	72.1
01104130 510300 RETIREMENT	5,904.00	5,904.00	4,562.28	243.21	.00	1,341.72	77.3
01104130 510400 GROUP HEALTH INSUR	7,531.00	7,531.00	5,495.64	287.73	.00	2,035.36	73.0
01104130 510500 GROUP DENTAL INSUR	415.00	415.00	299.68	15.69	.00	115.32	72.2
01104130 510600 LIFE INSURANCE	60.00	60.00	42.78	2.24	.00	17.22	71.3
01104130 510900 WORKER'S COMPENSAT	2,242.00	2,242.00	.00	.00	.00	2,242.00	.0
01104130 520100 SUPPLIES/OTH OPER	1,000.00	4,812.00	1,153.34	805.70	.00	3,658.66	24.0
01104130 522400 UNIFORMS	800.00	800.00	.00	.00	.00	800.00	.0
01104130 523100 NON-CAPITAL EQUIPM	6,960.00	3,148.00	3,147.65	.00	.00	.35	100.0
01104130 530100 EQUIPMENT OPER/MAI	300.00	300.00	.00	.00	.00	300.00	.0
01104130 530200 VEHICLE OPERATION/	18,000.00	17,845.00	3,614.62	503.95	1,087.59	13,142.79	26.4
01104130 530800 SOFTWARE MAINTENAN	1,957.00	2,112.00	1,350.00	150.00	762.00	.00	100.0
01104130 540100 COMMUNICATIONS - M	2,650.00	2,650.00	866.23	107.79	1,783.25	.52	100.0
01104130 550300 TRAVEL AND TRAININ	1,000.00	1,000.00	804.39	.00	135.00	60.61	93.9
01104130 550500 ASSOCIATION DUES	180.00	180.00	.00	.00	120.00	60.00	66.7
<b>TOTAL CONSTABLE PCT 1</b>	<b>106,202.00</b>	<b>106,202.00</b>	<b>63,297.25</b>	<b>4,314.25</b>	<b>3,887.84</b>	<b>39,016.91</b>	<b>63.3%</b>

**042 CONSTABLE PCT 2**

01104230 500100 ELECTED OFFICIALS	53,138.00	53,138.00	39,030.05	2,043.77	.00	14,107.95	73.5
01104230 510100 FICA	3,295.00	3,295.00	2,232.06	116.88	.00	1,062.94	67.7
01104230 510200 MEDICARE	770.00	770.00	522.11	27.34	.00	247.89	67.8
01104230 510300 RETIREMENT	5,904.00	5,904.00	4,562.28	243.21	.00	1,341.72	77.3
01104230 510400 GROUP HEALTH INSUR	7,531.00	7,531.00	10,261.86	537.27	.00	-2,730.86	136.3
01104230 510500 GROUP DENTAL INSUR	415.00	415.00	373.21	19.54	.00	41.79	89.9

**BUDGET SUMMARIES REPORT**  
ACCOUNT SUMMARY JUNE 2022

FOR 2022 09

	ORIGINAL APPROP	REVISED BUDGET	YTD ACTUAL	MTD ACTUAL	ENCUMBRANCES	AVAILABLE BUDGET	PCT USE/COL
01104230 510600 LIFE INSURANCE	60.00	60.00	42.78	2.24	.00	17.22	71.3
01104230 510900 WORKER'S COMPENSAT	2,242.00	2,242.00	.00	.00	.00	2,242.00	.0
01104230 520100 SUPPLIES/OTH OPER	800.00	1,250.00	711.18	.00	324.00	214.82	82.8
01104230 522400 UNIFORMS	400.00	1,200.00	178.50	.00	.00	1,021.50	14.9
01104230 530100 EQUIPMENT OPER/MAI	300.00	300.00	225.00	.00	.00	75.00	75.0
01104230 530200 VEHICLE OPERATION/	6,000.00	6,000.00	3,784.15	488.48	1,474.52	741.33	87.6
01104230 530800 SOFTWARE MAINTENAN	157.00	157.00	.00	.00	.00	157.00	.0
01104230 540100 COMMUNICATIONS - M	3,000.00	3,000.00	1,288.09	118.74	972.18	739.73	75.3
01104230 550300 TRAVEL AND TRAININ	1,425.00	175.00	175.00	.00	.00	.00	100.0
01104230 550500 ASSOCIATION DUES	120.00	120.00	60.00	.00	60.00	.00	100.0
<b>TOTAL CONSTABLE PCT 2</b>	<b>85,557.00</b>	<b>85,557.00</b>	<b>63,446.27</b>	<b>3,597.47</b>	<b>2,830.70</b>	<b>19,280.03</b>	<b>77.5%</b>

**043 CONSTABLE PCT 3**

01104330 500100 ELECTED OFFICIALS	53,138.00	53,138.00	39,030.05	2,043.77	.00	14,107.95	73.5
01104330 510100 FICA	3,295.00	3,295.00	2,281.24	121.44	.00	1,013.76	69.2
01104330 510200 MEDICARE	770.00	770.00	533.48	28.40	.00	236.52	69.3
01104330 510300 RETIREMENT	5,904.00	5,904.00	4,562.28	243.21	.00	1,341.72	77.3
01104330 510400 GROUP HEALTH INSUR	7,531.00	7,531.00	5,200.36	272.27	.00	2,330.64	69.1
01104330 510500 GROUP DENTAL INSUR	415.00	415.00	299.68	15.69	.00	115.32	72.2
01104330 510600 LIFE INSURANCE	60.00	60.00	42.78	2.24	.00	17.22	71.3
01104330 510900 WORKER'S COMPENSAT	2,242.00	2,242.00	.00	.00	.00	2,242.00	.0
01104330 520100 SUPPLIES/OTH OPER	1,000.00	1,000.00	585.53	.00	.00	414.47	58.6
01104330 522400 UNIFORMS	60.00	60.00	.00	.00	.00	60.00	.0
01104330 530200 VEHICLE OPERATION/	8,000.00	8,000.00	3,837.91	422.33	2,229.67	1,932.42	75.8
01104330 540100 COMMUNICATIONS - M	3,000.00	3,000.00	.00	.00	776.32	2,223.68	25.9
01104330 550300 TRAVEL AND TRAININ	1,425.00	1,425.00	.00	.00	.00	1,425.00	.0
<b>TOTAL CONSTABLE PCT 3</b>	<b>86,840.00</b>	<b>86,840.00</b>	<b>56,373.31</b>	<b>3,149.35</b>	<b>3,005.99</b>	<b>27,460.70</b>	<b>68.4%</b>

**044 CONSTABLE PCT 4**

01104430 500100 ELECTED OFFICIALS	53,138.00	53,138.00	39,030.05	2,043.77	.00	14,107.95	73.5
01104430 510100 FICA	3,295.00	3,295.00	2,176.46	113.69	.00	1,118.54	66.1
01104430 510200 MEDICARE	770.00	770.00	509.01	26.59	.00	260.99	66.1
01104430 510300 RETIREMENT	5,904.00	5,904.00	4,562.28	243.21	.00	1,341.72	77.3
01104430 510400 GROUP HEALTH INSUR	7,531.00	7,531.00	10,261.86	537.27	.00	-2,730.86	136.3
01104430 510500 GROUP DENTAL INSUR	415.00	415.00	517.23	27.08	.00	-102.23	124.6
01104430 510600 LIFE INSURANCE	60.00	60.00	42.78	2.24	.00	17.22	71.3

**BUDGET SUMMARIES REPORT**  
ACCOUNT SUMMARY JUNE 2022

FOR 2022 09

	ORIGINAL APPROP	REVISED BUDGET	YTD ACTUAL	MTD ACTUAL	ENCUMBRANCES	AVAILABLE BUDGET	PCT USE/COL
01104430 510900 WORKER'S COMPENSAT	2,242.00	2,242.00	.00	.00	.00	2,242.00	.0
01104430 520100 SUPPLIES/OTH OPER	1,000.00	2,051.00	840.08	738.48	1,160.57	50.35	97.5
01104430 522400 UNIFORMS	1,000.00	1,000.00	589.29	154.79	.00	410.71	58.9
01104430 523100 NON-CAPITAL EQUIPM	1,700.00	649.00	.00	.00	.00	649.00	.0
01104430 530100 EQUIPMENT OPER/MAI	300.00	300.00	7.50	.00	.00	292.50	2.5
01104430 530200 VEHICLE OPERATION/	5,500.00	5,500.00	2,955.02	329.88	951.60	1,593.38	71.0
01104430 530800 SOFTWARE MAINTENAN	1,734.00	1,734.00	.00	.00	.00	1,734.00	.0
01104430 540100 COMMUNICATIONS - M	1,925.00	1,925.00	1,401.87	78.17	316.27	206.86	89.3
01104430 550300 TRAVEL AND TRAININ	2,000.00	2,000.00	753.35	32.80	.00	1,246.65	37.7
01104430 550500 ASSOCIATION DUES	180.00	180.00	60.00	.00	.00	120.00	33.3
01104430 664400 CAPITAL OUTLAY-CON	46,060.00	46,060.00	.00	.00	42,320.00	3,740.00	91.9
<b>TOTAL CONSTABLE PCT 4</b>	<b>134,754.00</b>	<b>134,754.00</b>	<b>63,706.78</b>	<b>4,327.97</b>	<b>44,748.44</b>	<b>26,298.78</b>	<b>80.5%</b>

**045 MEDICAL EXAMINER**

01104530 500200 APPOINTED OFFICIAL	126,000.00	126,000.00	92,538.39	4,846.15	.00	33,461.61	73.4
01104530 500600 STAFF EMPLOYEES	553,139.00	553,139.00	343,335.65	17,776.97	.00	209,803.35	62.1
01104530 500700 OVERTIME COMPENSAT	1,000.00	1,000.00	139.32	105.94	.00	860.68	13.9
01104530 510100 FICA	40,928.00	40,928.00	26,016.24	1,359.66	.00	14,911.76	63.6
01104530 510200 MEDICARE	9,572.00	9,572.00	6,084.32	317.97	.00	3,487.68	63.6
01104530 510300 RETIREMENT	73,341.00	73,341.00	50,968.11	2,704.77	.00	22,372.89	69.5
01104530 510400 GROUP HEALTH INSUR	97,903.00	97,903.00	62,856.90	3,091.22	.00	35,046.10	64.2
01104530 510500 GROUP DENTAL INSUR	5,395.00	5,395.00	2,971.27	148.30	.00	2,423.73	55.1
01104530 510600 LIFE INSURANCE	780.00	780.00	427.80	22.40	.00	352.20	54.8
01104530 510700 UNEMPLOYMENT INSUR	594.00	594.00	419.89	22.73	.00	174.11	70.7
01104530 510900 WORKER'S COMPENSAT	8,119.00	8,119.00	5,363.21	279.56	.00	2,755.79	66.1
01104530 520100 SUPPLIES/OTH OPER	119,726.00	101,596.00	18,836.05	2,143.81	36,490.86	46,269.09	54.5
01104530 522400 UNIFORMS	5,000.00	5,000.00	119.53	.00	.00	4,880.47	2.4
01104530 530200 VEHICLE OPERATION/	30,000.00	30,000.00	10,562.34	1,106.71	584.84	18,852.82	37.2
01104530 530800 SOFTWARE MAINTENAN	.00	.00	781.47	.00	.00	-781.47	100.0
01104530 540100 COMMUNICATIONS - M	4,285.00	7,415.00	5,984.91	3,105.24	1,429.05	1.04	100.0
01104530 550300 TRAVEL AND TRAININ	17,000.00	32,000.00	18,692.50	2,745.96	.00	13,307.50	58.4
01104530 550500 ASSOCIATION DUES	450.00	450.00	400.00	.00	.00	50.00	88.9
01104530 561400 PROFESSIONAL SERVI	1,100,000.00	1,108,660.00	693,454.96	54,950.00	415,205.04	.00	100.0
01104530 562200 CONTRACT SERVICES	309,360.00	309,360.00	180,173.00	23,837.00	129,187.00	.00	100.0
01104530 570200 BUILDING RENTAL	188,964.00	188,964.00	141,723.00	15,747.00	47,241.00	.00	100.0
01104530 580100 INSURANCE AND BOND	100.00	100.00	.00	.00	.00	100.00	.0
<b>TOTAL MEDICAL EXAMINER</b>	<b>2,691,656.00</b>	<b>2,700,316.00</b>	<b>1,661,848.86</b>	<b>134,311.39</b>	<b>630,137.79</b>	<b>408,329.35</b>	<b>84.9%</b>

**046 SHERIFF**

01104630 500100 ELECTED OFFICIALS	122,488.00	122,488.00	89,967.90	4,711.08	.00	32,520.10	73.5
-----------------------------------	------------	------------	-----------	----------	-----	-----------	------

**BUDGET SUMMARIES REPORT**  
ACCOUNT SUMMARY JUNE 2022

FOR 2022 09

	ORIGINAL APPROP	REVISED BUDGET	YTD ACTUAL	MTD ACTUAL	ENCUMBRANCES	AVAILABLE BUDGET	PCT USE/COL
01104630 500600 STAFF EMPLOYEES	8,401,923.00	9,680,595.00	6,370,056.00	345,499.52	.00	3,310,539.00	65.8
01104630 500700 OVERTIME COMPENSAT	165,000.00	315,000.00	257,703.92	27,603.00	.00	57,296.08	81.8
01104630 500900 PART TIME POSITION	68,496.00	68,496.00	40,256.38	2,175.66	.00	28,239.62	58.8
01104630 501300 LONGEVITY	50,000.00	65,000.00	35,529.20	.00	.00	29,470.80	54.7
01104630 501400 INCENTIVE PAY	225,000.00	300,000.00	239,504.06	12,288.58	.00	60,495.94	79.8
01104630 510100 FICA	566,240.00	660,397.00	419,889.90	23,258.56	.00	240,507.10	63.6
01104630 510200 MEDICARE	132,428.00	154,449.00	98,200.14	5,439.53	.00	56,248.86	63.6
01104630 510300 RETIREMENT	1,014,665.00	1,194,359.00	832,213.89	46,831.44	.00	362,145.11	69.7
01104630 510400 GROUP HEALTH INSUR	1,197,429.00	1,247,601.00	984,295.00	53,442.63	.00	263,306.00	78.9
01104630 510500 GROUP DENTAL INSUR	65,985.00	66,815.00	51,486.66	2,775.22	.00	15,328.34	77.1
01104630 510600 LIFE INSURANCE	9,540.00	9,660.00	6,090.18	332.55	.00	3,569.82	63.0
01104630 510700 UNEMPLOYMENT INSUR	8,108.00	9,336.00	6,824.28	388.83	.00	2,511.72	73.1
01104630 510900 WORKER'S COMPENSAT	385,409.00	449,497.00	296,684.82	16,408.56	.00	152,812.18	66.0
01104630 520100 SUPPLIES/OTH OPER	329,600.00	297,600.00	69,752.46	3,384.67	140,646.12	87,201.42	70.7
01104630 522400 UNIFORMS	135,000.00	180,000.00	117,934.81	3,726.91	57,228.99	4,836.20	97.3
01104630 522800 LAW BOOKS	3,500.00	500.00	.00	.00	.00	500.00	.0
01104630 523000 NON-CAPITAL SOFTWA	11,000.00	1,000.00	.00	.00	.00	1,000.00	.0
01104630 523100 NON-CAPITAL EQUIPM	112,700.00	107,200.00	74,977.24	.00	28,044.00	4,178.76	96.1
01104630 530100 EQUIPMENT OPER/MAI	175,600.00	155,600.00	139,781.78	420.98	5,476.09	10,342.13	93.4
01104630 530200 VEHICLE OPERATION/	900,000.00	900,000.00	484,848.89	83,074.97	373,954.62	41,196.49	95.4
01104630 530800 SOFTWARE MAINTENAN	75,575.00	75,575.00	64,033.41	1,547.80	1,635.00	9,906.59	86.9
01104630 540100 COMMUNICATIONS - M	141,400.00	131,400.00	81,248.00	12,123.28	45,225.80	4,926.20	96.3
01104630 550300 TRAVEL AND TRAININ	94,000.00	94,000.00	69,205.67	24,566.32	.00	24,794.33	73.6
01104630 550500 ASSOCIATION DUES	2,159.00	2,159.00	1,005.87	50.00	30.00	1,123.13	48.0
01104630 551100 LICENSE AND FEES	500.00	500.00	249.00	249.00	.00	251.00	49.8
01104630 561300 EMPLOYEE MEDICAL S	3,000.00	3,000.00	450.00	.00	2,300.00	250.00	91.7
01104630 561400 PROFESSIONAL SERVI	35,000.00	25,000.00	1,984.48	.00	15,750.00	7,265.52	70.9
01104630 562200 CONTRACT SERVICES	24,100.00	24,100.00	14,083.46	214.48	8,660.67	1,355.87	94.4
01104630 580100 INSURANCE AND BOND	1,200.00	1,200.00	471.00	.00	.00	729.00	39.3
01104630 590600 INVESTIGATIVE EXPE	16,000.00	16,000.00	11,295.83	696.13	2,492.80	2,211.37	86.2
01104630 599400 EMERGENCY MGT OPER	11,000.00	11,000.00	5,879.34	729.98	.00	5,120.66	53.4
01104630 599700 CLEANUP PROGRAM	14,000.00	14,000.00	.00	.00	12,000.00	2,000.00	85.7
01104630 664600 CAPITAL OUTLAY-SHE	870,000.00	1,531,655.00	815,160.79	.00	709,434.00	7,060.21	99.5
<b>TOTAL SHERIFF</b>	<b>15,368,045.00</b>	<b>17,915,182.00</b>	<b>11,681,064.36</b>	<b>671,939.68</b>	<b>1,402,878.09</b>	<b>4,831,239.55</b>	<b>73.0%</b>

**047 DETENTION CENTER**

01104730 500600 STAFF EMPLOYEES	17,067,048.00	19,817,029.00	13,049,836.84	640,500.68	.00	6,767,192.16	65.9
01104730 500700 OVERTIME COMPENSAT	200,000.00	400,000.00	1,064,184.61	123,512.79	.00	-664,184.61	266.0
01104730 501300 LONGEVITY	33,000.00	48,000.00	24,371.00	.00	.00	23,629.00	50.8
01104730 501400 INCENTIVE PAY	300,000.00	400,000.00	266,857.46	13,685.44	.00	133,142.54	66.7

**BUDGET SUMMARIES REPORT**  
ACCOUNT SUMMARY JUNE 2022

FOR 2022 09

	ORIGINAL APPROP	REVISED BUDGET	YTD ACTUAL	MTD ACTUAL	ENCUMBRANCES	AVAILABLE BUDGET	PCT USE/COL
01104730 510100 FICA	1,091,202.00	1,281,231.00	862,541.39	47,739.21	.00	418,689.61	67.3
01104730 510200 MEDICARE	255,201.00	299,643.00	201,722.74	11,164.84	.00	97,920.26	67.3
01104730 510300 RETIREMENT	1,955,366.00	2,320,099.00	1,698,326.64	95,592.77	.00	621,772.36	73.2
01104730 510400 GROUP HEALTH INSUR	2,643,381.00	2,643,381.00	2,009,898.93	109,024.91	.00	633,482.07	76.0
01104730 510500 GROUP DENTAL INSUR	145,665.00	145,665.00	99,147.54	5,366.32	.00	46,517.46	68.1
01104730 510600 LIFE INSURANCE	21,060.00	21,060.00	12,827.27	687.88	.00	8,232.73	60.9
01104730 510700 UNEMPLOYMENT INSUR	15,840.00	18,292.00	14,030.44	803.36	.00	4,261.56	76.7
01104730 510900 WORKER'S COMPENSAT	742,722.00	872,064.00	612,827.83	33,906.76	.00	259,236.17	70.3
01104730 520100 SUPPLIES/OTH OPER	352,000.00	348,500.00	176,700.60	34,666.56	121,190.97	50,608.43	85.5
01104730 520600 KITCHEN SUPPLIES	34,000.00	34,000.00	10,303.41	.00	16,811.66	6,884.93	79.8
01104730 521900 FOOD	1,501,200.00	1,501,200.00	1,052,888.49	125,053.55	435,111.51	13,200.00	99.1
01104730 522400 UNIFORMS	140,000.00	140,000.00	72,126.38	9,436.51	51,091.14	16,782.48	88.0
01104730 522600 INMATE SUPPLIES	237,000.00	253,650.00	185,847.68	23,755.26	67,583.91	218.41	99.9
01104730 522800 LAW BOOKS	1,200.00	1,200.00	597.61	.00	.00	602.39	49.8
01104730 523000 NON-CAPITAL SOFTWA	2,000.00	2,000.00	.00	.00	.00	2,000.00	.0
01104730 523100 NON-CAPITAL EQUIPM	9,600.00	9,600.00	5,815.45	.00	3,660.00	124.55	98.7
01104730 530100 EQUIPMENT OPER/MAI	73,200.00	73,200.00	32,077.23	3,454.18	24,031.41	17,091.36	76.7
01104730 540100 COMMUNICATIONS - M	54,500.00	51,500.00	23,350.09	2,857.62	26,649.91	1,500.00	97.1
01104730 550300 TRAVEL AND TRAININ	78,625.00	78,625.00	28,698.70	4,389.29	3,520.00	46,406.30	41.0
01104730 550500 ASSOCIATION DUES	2,963.00	2,963.00	1,025.00	.00	.00	1,938.00	34.6
01104730 551100 LICENSE AND FEES	6,640.00	6,640.00	745.00	.00	500.00	5,395.00	18.8
01104730 561100 INMATE MEDICAL	1,000.00	1,000.00	.00	.00	.00	1,000.00	.0
01104730 561300 EMPLOYEE MEDICAL S	25,000.00	25,000.00	19,725.00	2,550.00	2,275.00	3,000.00	88.0
01104730 562200 CONTRACT SERVICES	31,000.00	1,512,423.00	1,012,450.36	124,794.03	498,991.75	980.89	99.9
01104730 580100 INSURANCE AND BOND	3,500.00	3,500.00	1,349.00	426.00	1,051.00	1,100.00	68.6
01104730 664700 CAPITAL OUTLAY-JAI	67,700.00	62,550.00	62,540.95	.00	.00	9.05	100.0

TOTAL DETENTION CENTER 27,091,613.00 32,374,015.00 22,602,813.64 1,413,367.96 1,252,468.26 8,518,733.10 73.7%

**048 INMATE TRANSPORTATION**

01104830 520100 SUPPLIES/OTH OPER	10,700.00	10,450.00	3,924.45	586.00	.00	6,525.55	37.6
01104830 523100 NON-CAPITAL EQUIPM	6,400.00	6,400.00	.00	.00	.00	6,400.00	.0
01104830 530200 VEHICLE OPERATION/	50,000.00	50,000.00	34,189.68	4,941.53	14,081.30	1,729.02	96.5
01104830 550100 INMATE TRANSPORTAT	48,000.00	48,000.00	34,316.23	6,629.39	6,000.00	7,683.77	84.0
01104830 561100 INMATE MEDICAL	2,000.00	2,000.00	198.76	.00	.00	1,801.24	9.9
01104830 590500 INMATE BOARD BILLS	1,000.00	151,000.00	105,953.66	.00	1,820.00	43,226.34	71.4
01104830 604800 CAPITAL OUTLAY-INM	33,000.00	33,250.00	.00	.00	33,245.00	5.00	100.0

TOTAL INMATE TRANSPORTATION 151,100.00 301,100.00 178,582.78 12,156.92 55,146.30 67,370.92 77.6%

**049 PUBLIC SAFETY**

01104930 530100 EQUIPMENT OPER/MAI	570,000.00	570,000.00	499,994.00	.00	532.50	69,473.50	87.8
------------------------------------	------------	------------	------------	-----	--------	-----------	------

**BUDGET SUMMARIES REPORT**  
ACCOUNT SUMMARY JUNE 2022

FOR 2022 09

	ORIGINAL APPROP	REVISED BUDGET	YTD ACTUAL	MTD ACTUAL	ENCUMBRANCES	AVAILABLE BUDGET	PCT USE/COL
01104930 562300 INTER LOCAL AGREEM	1,019,943.00	1,019,943.00	928,740.24	31,313.24	57,041.93	34,160.83	96.7
01104930 562400 PRISONER REIMB - U	150,000.00	150,000.00	55,476.75	.00	94,478.85	44.40	100.0
01104930 563800 CONTRACT SERV-CARE	17,500.00	17,500.00	11,250.00	1,250.00	3,750.00	2,500.00	85.7
TOTAL PUBLIC SAFETY	1,757,443.00	1,757,443.00	1,495,460.99	32,563.24	155,803.28	106,178.73	94.0%
<b>057 COMM SUPERVISION &amp; CORRECTIONS</b>							
01105735 520100 SUPPLIES/OTH OPER	29,504.00	29,504.00	6,197.25	1,678.92	996.55	22,310.20	24.4
TOTAL COMM SUPERVISION & CORRE	29,504.00	29,504.00	6,197.25	1,678.92	996.55	22,310.20	24.4%
<b>061 FACILITY MAINTENANCE</b>							
01106140 500600 STAFF EMPLOYEES	2,752,489.00	2,752,489.00	1,782,736.21	90,724.89	.00	969,752.79	64.8
01106140 500700 OVERTIME COMPENSAT	70,500.00	70,500.00	39,182.28	2,565.26	.00	31,317.72	55.6
01106140 500800 TEMPORARY	62,217.00	62,217.00	6,484.50	.00	.00	55,732.50	10.4
01106140 500900 PART TIME POSITION	38,308.00	38,308.00	22,611.54	1,259.95	.00	15,696.46	59.0
01106140 510100 FICA	181,258.00	181,258.00	110,721.19	5,621.96	.00	70,536.81	61.1
01106140 510200 MEDICARE	42,391.00	42,391.00	25,919.04	1,314.85	.00	16,471.96	61.1
01106140 510300 RETIREMENT	317,890.00	317,890.00	216,699.95	11,251.47	.00	101,190.05	68.2
01106140 510400 GROUP HEALTH INSUR	481,984.00	481,984.00	315,211.09	16,473.48	.00	166,772.91	65.4
01106140 510500 GROUP DENTAL INSUR	26,560.00	26,560.00	17,692.65	932.42	.00	8,867.35	66.6
01106140 510600 LIFE INSURANCE	3,840.00	3,840.00	2,284.32	118.72	.00	1,555.68	59.5
01106140 510700 UNEMPLOYMENT INSUR	2,631.00	2,631.00	1,810.73	94.55	.00	820.27	68.8
01106140 510900 WORKER'S COMPENSAT	146,950.00	146,950.00	86,088.35	4,367.68	.00	60,861.65	58.6
01106140 520100 SUPPLIES/OTH OPER	226,294.00	226,294.00	99,797.69	15,467.53	34,648.38	91,847.93	59.4
01106140 523100 NON-CAPITAL EQUIPM	21,400.00	21,400.00	3,333.56	.00	.00	18,066.44	15.6
01106140 530100 EQUIPMENT OPER/MAI	218,991.00	218,991.00	76,678.23	4,154.63	25,684.68	116,628.09	46.7
01106140 530200 VEHICLE OPERATION/	30,945.00	30,945.00	20,526.54	6,575.74	3,308.49	7,109.97	77.0
01106140 530500 BUILDING MAINTENAN	322,952.00	322,952.00	154,172.30	20,829.60	49,049.52	119,730.18	62.9
01106140 530900 GROUNDS MAINTENANC	22,070.00	22,070.00	3,629.86	269.71	880.00	17,560.14	20.4
01106140 540100 COMMUNICATIONS - M	24,025.00	24,025.00	18,064.81	1,602.62	2,935.19	3,025.00	87.4
01106140 540600 UTILITIES	1,250,607.00	1,415,640.00	1,233,812.79	147,524.79	173,978.84	7,848.37	99.4
01106140 550300 TRAVEL AND TRAININ	35,600.00	35,600.00	16,284.73	1,162.19	.00	19,315.27	45.7
01106140 551100 LICENSE AND FEES	4,440.00	4,440.00	635.99	.00	.00	3,804.01	14.3
01106140 561400 PROFESSIONAL SERVI	5,000.00	5,000.00	.00	.00	.00	5,000.00	.0
01106140 562200 CONTRACT SERVICES	167,760.00	167,760.00	88,772.63	11,379.22	56,364.38	22,622.99	86.5
01106140 570100 RENTALS AND LEASES	2,500.00	2,500.00	2,033.49	.00	.00	466.51	81.3
01106140 585000 TAXES	9,750.00	9,750.00	2,877.40	395.59	2,922.60	3,950.00	59.5

**BUDGET SUMMARIES REPORT**  
ACCOUNT SUMMARY JUNE 2022

FOR 2022 09

	ORIGINAL APPROP	REVISED BUDGET	YTD ACTUAL	MTD ACTUAL	ENCUMBRANCES	AVAILABLE BUDGET	PCT USE/COL
01106140 666100 CAPITAL OUTLAY-MAI	39,000.00	39,000.00	.00	.00	38,245.00	755.00	98.1
TOTAL FACILITY MAINTENANCE	6,508,352.00	6,673,385.00	4,348,061.87	344,086.85	388,017.08	1,937,306.05	71.0%

**064 AUTO THEFT TASK FORCE**

01106425 520100 SUPPLIES/OTH OPER	6,500.00	6,500.00	4,326.27	546.08	.00	2,173.73	66.6
01106425 523100 NON-CAPITAL EQUIPM	10,500.00	10,500.00	9,578.03	.00	.00	921.97	91.2
TOTAL AUTO THEFT TASK FORCE	17,000.00	17,000.00	13,904.30	546.08	.00	3,095.70	81.8%

**068 GENERAL ASSISTANCE**

01106855 500600 STAFF EMPLOYEES	159,918.00	159,918.00	112,749.42	4,594.25	.00	47,168.58	70.5
01106855 500900 PART TIME POSITION	19,332.00	19,332.00	8,869.39	.00	.00	10,462.61	45.9
01106855 510100 FICA	11,113.00	11,113.00	7,296.14	272.23	.00	3,816.86	65.7
01106855 510200 MEDICARE	2,599.00	2,599.00	1,706.45	63.67	.00	892.55	65.7
01106855 510300 RETIREMENT	19,915.00	19,915.00	14,209.78	546.72	.00	5,705.22	71.4
01106855 510400 GROUP HEALTH INSUR	22,593.00	22,593.00	15,757.50	825.00	.00	6,835.50	69.7
01106855 510500 GROUP DENTAL INSUR	1,245.00	1,245.00	941.19	35.23	.00	303.81	75.6
01106855 510600 LIFE INSURANCE	180.00	180.00	123.86	4.48	.00	56.14	68.8
01106855 510700 UNEMPLOYMENT INSUR	161.00	161.00	117.13	4.59	.00	43.87	72.8
01106855 510900 WORKER'S COMPENSAT	484.00	484.00	328.24	12.40	.00	155.76	67.8
01106855 520100 SUPPLIES/OTH OPER	3,000.00	3,000.00	501.27	39.26	94.82	2,403.91	19.9
01106855 540100 COMMUNICATIONS - M	1,140.00	1,140.00	297.44	40.18	842.56	.00	100.0
01106855 561900 FUNERALS	137,000.00	137,000.00	57,150.00	3,400.00	.00	79,850.00	41.7
01106855 590900 WELFARE - FOOD	1,500.00	1,500.00	500.00	.00	.00	1,000.00	33.3
01106855 591000 WELFARE - SHELTER	71,800.00	71,800.00	3,050.04	220.00	.00	68,749.96	4.2
01106855 591100 ERAG-RENTAL ASSIST	1,111,294.00	767,369.00	536,169.64	64,271.61	.00	231,199.36	69.9
01106855 591300 ERAG-ADMINISTRATIV	2,345.00	739.00	515.30	417.02	.00	223.70	69.7
01106855 591800 WELFARE - UTILITIE	66,300.00	66,300.00	3,332.74	447.13	.00	62,967.26	5.0
01106855 591900 ERAG-UTILITY ASSIS	240,545.00	99,063.00	59,475.90	4,798.47	.00	39,587.10	60.0
01106855 593900 WELFARE - EMERGENC	4,000.00	4,000.00	.00	.00	.00	4,000.00	.0
TOTAL GENERAL ASSISTANCE	1,876,464.00	1,389,451.00	823,091.43	79,992.24	937.38	565,422.19	59.3%

**070 VETERAN'S AFFAIRS**

01107055 500600 STAFF EMPLOYEES	47,900.00	47,900.00	34,919.83	1,828.73	.00	12,980.17	72.9
---------------------------------	-----------	-----------	-----------	----------	-----	-----------	------



**BUDGET SUMMARIES REPORT**  
ACCOUNT SUMMARY JUNE 2022

FOR 2022 09

	ORIGINAL APPROP	REVISED BUDGET	YTD ACTUAL	MTD ACTUAL	ENCUMBRANCES	AVAILABLE BUDGET	PCT USE/COL
01107055 510100 FICA	2,947.00	2,947.00	1,986.42	104.03	.00	960.58	67.4
01107055 510200 MEDICARE	690.00	690.00	464.58	24.33	.00	225.42	67.3
01107055 510300 RETIREMENT	5,283.00	5,283.00	4,081.88	217.62	.00	1,201.12	77.3
01107055 510400 GROUP HEALTH INSUR	7,531.00	7,531.00	8,563.48	448.35	.00	-1,032.48	113.7
01107055 510500 GROUP DENTAL INSUR	415.00	415.00	339.41	17.77	.00	75.59	81.8
01107055 510600 LIFE INSURANCE	60.00	60.00	42.78	2.24	.00	17.22	71.3
01107055 510700 UNEMPLOYMENT INSUR	43.00	43.00	34.03	1.83	.00	8.97	79.1
01107055 510900 WORKER'S COMPENSAT	128.00	128.00	94.33	4.94	.00	33.67	73.7
<b>TOTAL VETERAN'S AFFAIRS</b>	<b>64,997.00</b>	<b>64,997.00</b>	<b>50,526.74</b>	<b>2,649.84</b>	<b>.00</b>	<b>14,470.26</b>	<b>77.7%</b>

**072 TEXAS AgriLIFE EXT**

01107260 500200 APPOINTED OFFICIAL	133,399.00	133,399.00	84,405.80	4,419.90	.00	48,993.20	63.3
01107260 500600 STAFF EMPLOYEES	89,046.00	89,046.00	64,185.26	3,383.36	.00	24,860.74	72.1
01107260 500900 PART TIME POSITION	12,854.00	12,854.00	2,098.00	.00	.00	10,756.00	16.3
01107260 510100 FICA	14,589.00	14,589.00	9,342.47	482.15	.00	5,246.53	64.0
01107260 510200 MEDICARE	3,412.00	3,412.00	2,185.15	112.77	.00	1,226.85	64.0
01107260 510300 RETIREMENT	12,027.00	12,027.00	7,736.83	402.62	.00	4,290.17	64.3
01107260 510400 GROUP HEALTH INSUR	15,062.00	15,062.00	5,495.64	287.73	.00	9,566.36	36.5
01107260 510500 GROUP DENTAL INSUR	830.00	830.00	599.36	31.38	.00	230.64	72.2
01107260 510600 LIFE INSURANCE	120.00	120.00	85.56	4.48	.00	34.44	71.3
01107260 510700 UNEMPLOYMENT INSUR	212.00	212.00	144.75	7.80	.00	67.25	68.3
01107260 510900 WORKER'S COMPENSAT	636.00	636.00	178.88	9.13	.00	457.12	28.1
01107260 520100 SUPPLIES/OTH OPER	15,049.00	15,049.00	4,275.71	1,933.68	398.66	10,374.63	31.1
01107260 522500 POSTAGE	200.00	200.00	.00	.00	.00	200.00	.0
01107260 530200 VEHICLE OPERATION/	12,500.00	12,500.00	3,501.50	612.35	5,010.09	3,988.41	68.1
01107260 540100 COMMUNICATIONS - M	3,503.00	3,503.00	1,906.22	225.15	463.95	1,132.83	67.7
01107260 550300 TRAVEL AND TRAININ	38,435.00	38,435.00	13,389.91	2,347.51	.00	25,045.09	34.8
01107260 550500 ASSOCIATION DUES	1,630.00	1,630.00	1,145.00	.00	.00	485.00	70.2
01107260 551100 LICENSE AND FEES	302.00	302.00	76.94	.00	.00	225.06	25.5
01107260 562300 INTER LOCAL AGREEM	2,500.00	2,500.00	2,500.00	.00	.00	.00	100.0
01107260 580100 INSURANCE AND BOND	180.00	180.00	161.00	.00	.00	19.00	89.4
<b>TOTAL TEXAS AgriLIFE EXT</b>	<b>356,486.00</b>	<b>356,486.00</b>	<b>203,413.98</b>	<b>14,260.01</b>	<b>5,872.70</b>	<b>147,199.32</b>	<b>58.7%</b>

**077 ELECTIONS**

01107770 500200 APPOINTED OFFICIAL	88,534.00	88,534.00	62,849.30	3,291.36	.00	25,684.70	71.0
01107770 500600 STAFF EMPLOYEES	382,172.00	382,172.00	247,608.81	12,713.20	.00	134,563.19	64.8

**BUDGET SUMMARIES REPORT**  
ACCOUNT SUMMARY JUNE 2022

FOR 2022 09

	ORIGINAL APPROP	REVISED BUDGET	YTD ACTUAL	MTD ACTUAL	ENCUMBRANCES	AVAILABLE BUDGET	PCT USE/COL
01107770 500700 OVERTIME COMPENSAT	68,212.00	68,212.00	53,040.63	20,939.12	.00	15,171.37	77.8
01107770 500800 TEMPORARY	30,000.00	30,000.00	.00	.00	.00	30,000.00	.0
01107770 502000 LBK CO EMP - ELECT	25,000.00	25,000.00	22,494.34	.00	.00	2,505.66	90.0
01107770 502100 LBK CO EMP OT - EL	35,000.00	35,000.00	68,613.11	.00	.00	-33,613.11	196.0
01107770 510100 FICA	38,993.00	38,993.00	25,502.35	933.43	.00	13,490.65	65.4
01107770 510200 MEDICARE	9,119.00	9,119.00	5,964.39	218.30	.00	3,154.61	65.4
01107770 510300 RETIREMENT	66,539.00	66,539.00	50,696.65	1,909.13	.00	15,842.35	76.2
01107770 510400 GROUP HEALTH INSUR	67,779.00	67,779.00	60,750.54	2,386.08	.00	7,028.46	89.6
01107770 510500 GROUP DENTAL INSUR	3,735.00	3,735.00	2,934.93	115.31	.00	800.07	78.6
01107770 510600 LIFE INSURANCE	540.00	540.00	361.92	15.68	.00	178.08	67.0
01107770 510700 UNEMPLOYMENT INSUR	566.00	566.00	410.00	16.05	.00	156.00	72.4
01107770 510900 WORKER'S COMPENSAT	1,699.00	1,699.00	4,941.63	43.32	.00	-3,242.63	290.9
01107770 520100 SUPPLIES/OTH OPER	205,000.00	205,000.00	152,204.03	51,204.17	32,620.06	20,175.91	90.2
01107770 522500 POSTAGE	1,500.00	1,500.00	1,065.00	.00	.00	435.00	71.0
01107770 522900 PUBLICATIONS LEGAL	612.00	612.00	109.30	.00	.00	502.70	17.9
01107770 530100 EQUIPMENT OPER/MAI	2,500.00	2,500.00	.00	.00	.00	2,500.00	.0
01107770 530200 VEHICLE OPERATION/	4,000.00	4,000.00	2,002.45	518.96	1,586.95	410.60	89.7
01107770 530800 SOFTWARE MAINTENAN	.00	.00	70,572.40	.00	.00	-70,572.40	100.0
01107770 540100 COMMUNICATIONS - M	75,000.00	75,000.00	28,709.85	5,361.78	24,190.15	22,100.00	70.5
01107770 550300 TRAVEL AND TRAININ	31,500.00	31,500.00	13,553.05	393.71	.00	17,946.95	43.0
01107770 550500 ASSOCIATION DUES	2,750.00	2,750.00	2,600.00	.00	.00	150.00	94.5
01107770 561400 PROFESSIONAL SERVI	25,750.00	25,750.00	36.00	1.00	464.00	25,250.00	1.9
01107770 562200 CONTRACT SERVICES	620,500.00	820,500.00	698,337.98	157,020.18	92,716.02	29,446.00	96.4
01107770 570100 RENTALS AND LEASES	69,880.00	69,880.00	24,467.70	10,484.39	15,532.30	29,880.00	57.2
01107770 580100 INSURANCE AND BOND	420.00	420.00	121.00	.00	.00	299.00	28.8
<b>TOTAL ELECTIONS</b>	<b>1,857,300.00</b>	<b>2,057,300.00</b>	<b>1,599,947.36</b>	<b>267,565.17</b>	<b>167,109.48</b>	<b>290,243.16</b>	<b>85.9%</b>

**089 LIBRARY SERVICES**

01108980 562300 INTER LOCAL AGREEM	237,105.00	237,105.00	217,074.00	.00	17,962.00	2,069.00	99.1
<b>TOTAL LIBRARY SERVICES</b>	<b>237,105.00</b>	<b>237,105.00</b>	<b>217,074.00</b>	<b>.00</b>	<b>17,962.00</b>	<b>2,069.00</b>	<b>99.1%</b>

**090 PUBLIC WORKS**

01109090 500600 STAFF EMPLOYEES	332,833.00	332,833.00	226,065.96	13,399.76	.00	106,767.04	67.9
01109090 510100 FICA	21,668.00	21,668.00	12,247.82	791.84	.00	9,420.18	56.5
01109090 510200 MEDICARE	5,066.00	5,066.00	2,989.37	185.20	.00	2,076.63	59.0
01109090 510300 RETIREMENT	38,827.00	38,827.00	26,437.79	1,594.57	.00	12,389.21	68.1

**BUDGET SUMMARIES REPORT**  
ACCOUNT SUMMARY JUNE 2022

FOR 2022 09

	ORIGINAL APPROP	REVISED BUDGET	YTD ACTUAL	MTD ACTUAL	ENCUMBRANCES	AVAILABLE BUDGET	PCT USE/COL
01109090 510400 GROUP HEALTH INSUR	37,655.00	37,655.00	29,347.58	1,257.88	.00	8,307.42	77.9
01109090 510500 GROUP DENTAL INSUR	2,075.00	2,075.00	1,447.29	71.93	.00	627.71	69.7
01109090 510600 LIFE INSURANCE	300.00	300.00	128.60	6.72	.00	171.40	42.9
01109090 510700 UNEMPLOYMENT INSUR	314.00	314.00	216.97	13.40	.00	97.03	69.1
01109090 510900 WORKER'S COMPENSAT	1,347.00	1,347.00	612.92	36.17	.00	734.08	45.5
01109090 520100 SUPPLIES/OTH OPER	5,700.00	5,700.00	916.64	59.96	2,515.39	2,267.97	60.2
01109090 523000 NON-CAPITAL SOFTWA	500.00	500.00	.00	.00	.00	500.00	.0
01109090 530200 VEHICLE OPERATION/	7,500.00	7,500.00	3,267.42	690.39	1,482.58	2,750.00	63.3
01109090 540100 COMMUNICATIONS - M	1,460.00	1,460.00	.00	.00	.00	1,460.00	.0
01109090 550300 TRAVEL AND TRAININ	8,624.00	8,624.00	730.04	.00	.00	7,893.96	8.5
01109090 550500 ASSOCIATION DUES	1,035.00	1,035.00	499.00	.00	.00	536.00	48.2
01109090 551100 LICENSE AND FEES	430.00	430.00	40.00	.00	.00	390.00	9.3
01109090 561400 PROFESSIONAL SERVI	6,000.00	6,000.00	3,779.17	.00	.00	2,220.83	63.0
01109090 580100 INSURANCE AND BOND	3,100.00	3,100.00	.00	.00	.00	3,100.00	.0
<b>TOTAL PUBLIC WORKS</b>	<b>474,434.00</b>	<b>474,434.00</b>	<b>308,726.57</b>	<b>18,107.82</b>	<b>3,997.97</b>	<b>161,709.46</b>	<b>65.9%</b>
<b>TOTAL GENERAL FUND</b>	<b>.00</b>	<b>-1,354,184.00</b>	<b>-19,916,420.46</b>	<b>949,249.68</b>	<b>6,880,386.46</b>	<b>11,681,850.00</b>	<b>962.6%</b>
TOTAL REVENUES	-126,070,730.00	-126,937,901.00	-106,876,813.81	-4,205,523.49	.00	-20,061,087.19	
TOTAL EXPENSES	126,070,730.00	125,583,717.00	86,960,393.35	5,154,773.17	6,880,386.46	31,742,937.19	

**020 CONSOLIDATED ROAD AND BRIDGE**

**000 UNDEFINED**

020 420100 GRANT REVENUE	-20,000.00	-20,000.00	.00	.00	.00	-20,000.00	.0
020 420408 STATE-LATERAL ROADS	-52,500.00	-52,500.00	-52,130.64	.00	.00	-369.36	99.3
020 420700 AUTOMOBILE REGISTRATION	-360,000.00	-360,000.00	-360,000.00	.00	.00	.00	100.0
020 451800 SUBDIVISION PLAT FEE	-10,000.00	-10,000.00	-7,625.00	-975.00	.00	-2,375.00	76.3
020 452000 VEHICLE REG.- SPECIAL F	-2,600,000.00	-2,600,000.00	-1,915,380.00	-232,350.00	.00	-684,620.00	73.7
020 452200 GROSS WEIGHT FEE	-140,000.00	-140,000.00	-57,476.83	.00	.00	-82,523.17	41.1
020 470000 INTEREST INCOME	-20,000.00	-20,000.00	-3,987.10	.00	.00	-16,012.90	19.9
020 480510 DISPOSAL OF PROPERTY	-362,500.00	-362,500.00	-115,000.00	.00	.00	-247,500.00	31.7
020 489900 OTHER REVENUE	-10,000.00	-10,000.00	-12,917.68	-580.00	.00	2,917.68	129.2
020 736100 DRAW FROM RESERVES	-937,597.00	-937,597.00	.00	.00	.00	-937,597.00	.0
020 801100 XFER FROM GENERAL FUND	-5,327,821.00	-5,327,821.00	-5,327,821.00	.00	.00	.00	100.0
020 803100 XFER FROM PREC. NO.1 PA	-58,484.00	-92,484.00	-92,484.00	.00	.00	.00	100.0
020 803300 XFER FROM PCT 3 PARK	-58,484.00	-58,484.00	-58,484.00	.00	.00	.00	100.0
020 803400 XFER FROM PCT 4 PARK	-58,484.00	-58,484.00	-58,484.00	.00	.00	.00	100.0
<b>TOTAL UNDEFINED</b>	<b>-10,015,870.00</b>	<b>-10,049,870.00</b>	<b>-8,061,790.25</b>	<b>-233,905.00</b>	<b>.00</b>	<b>-1,988,079.75</b>	<b>80.2%</b>

**190 CONSOLIDATED ROAD AND BRIDGE**

**BUDGET SUMMARIES REPORT**  
ACCOUNT SUMMARY JUNE 2022

FOR 2022 09

	ORIGINAL APPROP	REVISED BUDGET	YTD ACTUAL	MTD ACTUAL	ENCUMBRANCES	AVAILABLE BUDGET	PCT USE/COL
02019090 500600 STAFF EMPLOYEES	2,776,841.00	2,761,841.00	1,812,148.24	97,075.18	.00	949,692.76	65.6
02019090 500700 OVERTIME COMPENSAT	20,500.00	35,500.00	18,971.32	25.74	.00	16,528.68	53.4
02019090 500800 TEMPORARY	20,000.00	20,000.00	.00	.00	.00	20,000.00	.0
02019090 510100 FICA	228,104.00	228,104.00	108,296.91	5,698.03	.00	119,807.09	47.5
02019090 510200 MEDICARE	40,102.00	40,102.00	25,327.61	1,332.61	.00	14,774.39	63.2
02019090 510300 RETIREMENT	305,040.00	305,040.00	214,589.22	11,555.02	.00	90,450.78	70.3
02019090 510400 GROUP HEALTH INSUR	466,922.00	466,922.00	325,458.02	18,707.09	.00	141,463.98	69.7
02019090 510500 GROUP DENTAL INSUR	25,315.00	25,315.00	15,876.82	891.30	.00	9,438.18	62.7
02019090 510600 LIFE INSURANCE	3,660.00	3,660.00	2,139.13	120.96	.00	1,520.87	58.4
02019090 510700 UNEMPLOYMENT INSUR	2,489.00	2,489.00	1,786.05	97.08	.00	702.95	71.8
02019090 510900 WORKER'S COMPENSAT	205,717.00	205,717.00	167,335.71	8,855.56	.00	38,381.29	81.3
02019090 520100 SUPPLIES/OTH OPER	1,900,000.00	1,663,500.00	1,357,343.76	393,810.50	204,148.81	102,007.43	93.9
02019090 523000 NON-CAPITAL SOFTWA	.00	2,000.00	638.00	.00	.00	1,362.00	31.9
02019090 523100 NON-CAPITAL EQUIPM	7,950.00	5,950.00	2,299.00	.00	.00	3,651.00	38.6
02019090 530100 EQUIPMENT OPER/MAI	370,000.00	436,500.00	336,601.63	29,905.49	78,932.07	20,966.30	95.2
02019090 530200 VEHICLE OPERATION/	475,000.00	675,000.00	527,470.02	89,768.90	137,856.21	9,673.77	98.6
02019090 530500 BUILDING MAINTENAN	300,000.00	16,000.00	900.69	239.17	.00	15,099.31	5.6
02019090 530800 SOFTWARE MAINTENAN	39,800.00	39,800.00	1,999.00	.00	.00	37,801.00	5.0
02019090 540100 COMMUNICATIONS - M	30,000.00	30,000.00	14,142.35	1,952.91	8,379.91	7,477.74	75.1
02019090 540600 UTILITIES	30,000.00	30,000.00	15,981.56	858.46	10,848.44	3,170.00	89.4
02019090 550300 TRAVEL AND TRAININ	20,000.00	20,000.00	7,307.63	.00	.00	12,692.37	36.5
02019090 550500 ASSOCIATION DUES	480.00	480.00	85.00	.00	.00	395.00	17.7
02019090 561400 PROFESSIONAL SERVI	55,000.00	25,000.00	6,634.00	5,434.00	8,151.00	10,215.00	59.1
02019090 562200 CONTRACT SERVICES	70,000.00	265,000.00	55,601.36	116.50	12,098.64	197,300.00	25.5
02019090 570100 RENTALS AND LEASES	30,000.00	28,300.00	21,060.13	.00	.00	7,239.87	74.4
02019090 623000 UNIVERSITY AVENUE	900,000.00	900,000.00	.00	.00	.00	900,000.00	.0
02019090 640500 HEAVY EQUIPMENT	1,535,000.00	1,647,300.00	1,028,899.56	.00	336,815.00	281,585.44	82.9
02019090 640700 OTHER EQUIPMENT	8,000.00	21,300.00	.00	.00	20,150.00	1,150.00	94.6
02019090 640800 COMPUTER EQUIPMENT	7,950.00	7,950.00	.00	.00	6,999.00	951.00	88.0
02019090 650200 VEHICLES - LIGHT T	142,000.00	141,100.00	.00	.00	141,065.20	34.80	100.0
TOTAL CONSOLIDATED ROAD AND BR	10,015,870.00	10,049,870.00	6,068,892.72	666,444.50	965,444.28	3,015,533.00	70.0%
TOTAL CONSOLIDATED ROAD AND BR	.00	.00	-1,992,897.53	432,539.50	965,444.28	1,027,453.25	100.0%
TOTAL REVENUES	-10,015,870.00	-10,049,870.00	-8,061,790.25	-233,905.00	.00	-1,988,079.75	
TOTAL EXPENSES	10,015,870.00	10,049,870.00	6,068,892.72	666,444.50	965,444.28	3,015,533.00	

031 PRECINCT 1 PARK

000 UNDEFINED

031 400100 CURRENT AD VALOREM TAXE	-118,196.00	-118,196.00	-116,310.00	-456.30	.00	-1,886.00	98.4
------------------------------------	-------------	-------------	-------------	---------	-----	-----------	------

**BUDGET SUMMARIES REPORT**  
ACCOUNT SUMMARY JUNE 2022

FOR 2022 09

031	PRECINCT 1 PARK	ORIGINAL APPROP	REVISED BUDGET	YTD ACTUAL	MTD ACTUAL	ENCUMBRANCES	AVAILABLE BUDGET	PCT USE/COL
031 400400	PEN & INT - CURRENT LEV	-485.00	-485.00	-455.86	-54.10	.00	-29.14	94.0
031 400500	DELIQ TAXES - PRIOR YEA	-721.00	-721.00	-678.21	-45.55	.00	-42.79	94.1
031 400600	PEN & INT - PRIOR YEARS	-366.00	-366.00	-334.63	-18.82	.00	-31.37	91.4
031 470000	INTEREST INCOME	-8,000.00	-8,000.00	-1,770.99	.00	.00	-6,229.01	22.1
031 481600	CONTRIBUTIONS	-8,000.00	-8,000.00	-10,800.00	-500.00	100.00	2,700.00	133.8
031 736100	DRAW FROM RESERVES	-48,398.00	-48,398.00	.00	.00	.00	-48,398.00	.0
031 902000	XFER TO CONSOLIDATED RO	58,484.00	92,484.00	92,484.00	.00	.00	.00	100.0
TOTAL UNDEFINED		-125,682.00	-91,682.00	-37,865.69	-1,074.77	100.00	-53,916.31	41.2%

**191 PRECINCT 1 PARK**

03119180 500600	STAFF EMPLOYEES	29,536.00	29,536.00	21,827.16	1,136.00	.00	7,708.84	73.9
03119180 500800	TEMPORARY	5,000.00	5,000.00	10.31	.00	.00	4,989.69	.2
03119180 510100	FICA	2,141.00	2,141.00	1,307.77	68.04	.00	833.23	61.1
03119180 510200	MEDICARE	501.00	501.00	305.80	15.91	.00	195.20	61.0
03119180 510300	RETIREMENT	3,281.00	3,281.00	2,550.58	135.18	.00	730.42	77.7
03119180 510400	GROUP HEALTH INSUR	7,531.00	7,531.00	5,519.70	287.73	.00	2,011.30	73.3
03119180 510500	GROUP DENTAL INSUR	415.00	415.00	518.33	27.08	.00	-103.33	124.9
03119180 510600	LIFE INSURANCE	60.00	60.00	42.91	2.24	.00	17.09	71.5
03119180 510700	UNEMPLOYMENT INSUR	27.00	27.00	21.70	1.14	.00	5.30	80.4
03119180 510900	WORKER'S COMPENSAT	2,190.00	2,190.00	1,388.20	72.02	.00	801.80	63.4
03119180 520100	SUPPLIES/OTH OPER	2,000.00	2,500.00	1,062.90	985.79	456.35	980.75	60.8
03119180 530500	BUILDING MAINTENAN	18,000.00	22,000.00	2,944.13	1,463.92	14,546.38	4,509.49	79.5
03119180 530900	GROUPS MAINTENANC	2,000.00	2,000.00	.00	.00	.00	2,000.00	.0
03119180 540100	COMMUNICATIONS - M	3,000.00	3,000.00	1,509.90	184.62	1,190.10	300.00	90.0
03119180 540600	UTILITIES	10,000.00	11,000.00	4,391.50	531.39	3,108.50	3,500.00	68.2
03119180 561400	PROFESSIONAL SERVI	40,000.00	500.00	.00	.00	.00	500.00	.0
TOTAL PRECINCT 1 PARK		125,682.00	91,682.00	43,400.89	4,911.06	19,301.33	28,979.78	68.4%
TOTAL PRECINCT 1 PARK		.00	.00	5,535.20	3,836.29	19,401.33	-24,936.53	100.0%
TOTAL REVENUES		-184,166.00	-184,166.00	-130,349.69	-1,074.77	100.00	-53,916.31	
TOTAL EXPENSES		184,166.00	184,166.00	135,884.89	4,911.06	19,301.33	28,979.78	

**032 SLATON/ROOSEVELT PARK**

**000 UNDEFINED**

032 400100	CURRENT AD VALOREM TAXE	-118,196.00	-118,196.00	-116,310.00	-456.30	.00	-1,886.00	98.4
------------	-------------------------	-------------	-------------	-------------	---------	-----	-----------	------

**BUDGET SUMMARIES REPORT**  
ACCOUNT SUMMARY JUNE 2022

FOR 2022 09

032	SLATON/ROOSEVELT PARK	ORIGINAL APPROP	REVISED BUDGET	YTD ACTUAL	MTD ACTUAL	ENCUMBRANCES	AVAILABLE BUDGET	PCT USE/COL
032 400400	PEN & INT - CURRENT LEV	-485.00	-485.00	-455.86	-54.10	.00	-29.14	94.0
032 400500	DELIQ TAXES - PRIOR YEA	-721.00	-721.00	-678.21	-45.55	.00	-42.79	94.1
032 400600	PEN & INT - PRIOR YEARS	-366.00	-366.00	-334.63	-18.82	.00	-31.37	91.4
032 470000	INTEREST INCOME	-1,000.00	-1,000.00	-306.57	.00	.00	-693.43	30.7
032 481600	CONTRIBUTIONS	-8,000.00	-8,000.00	-7,725.00	-1,925.00	.00	-275.00	96.6
032 736100	DRAW FROM RESERVES	-181,156.00	-68,156.00	.00	.00	.00	-68,156.00	.0
TOTAL UNDEFINED		-309,924.00	-196,924.00	-125,810.27	-2,499.77	.00	-71,113.73	63.9%

**192 PRECINCT 2 PARK**

03219280 500600	STAFF EMPLOYEES	.00	.00	92.34	.00	.00	-92.34	100.0
03219280 500800	TEMPORARY	15,600.00	15,600.00	7,978.50	840.00	.00	7,621.50	51.1
03219280 500900	PART TIME POSITION	13,071.00	13,071.00	8,908.24	466.40	.00	4,162.76	68.2
03219280 510100	FICA	1,777.00	1,777.00	1,022.89	79.45	.00	754.11	57.6
03219280 510200	MEDICARE	416.00	416.00	239.21	18.58	.00	176.79	57.5
03219280 510300	RETIREMENT	1,452.00	1,452.00	1,051.54	55.50	.00	400.46	72.4
03219280 510400	GROUP HEALTH INSUR	7,531.00	7,531.00	5,511.27	287.73	.00	2,019.73	73.2
03219280 510500	GROUP DENTAL INSUR	415.00	415.00	340.18	17.77	.00	74.82	82.0
03219280 510600	LIFE INSURANCE	60.00	60.00	42.88	2.24	.00	17.12	71.5
03219280 510700	UNEMPLOYMENT INSUR	26.00	26.00	16.21	1.31	.00	9.79	62.3
03219280 510900	WORKER'S COMPENSAT	1,818.00	1,818.00	1,079.06	82.83	.00	738.94	59.4
03219280 520100	SUPPLIES/OTH OPER	3,000.00	3,000.00	1,115.57	.00	1,566.89	317.54	89.4
03219280 523100	NON-CAPITAL EQUIPM	4,000.00	.00	.00	.00	.00	.00	.0
03219280 530100	EQUIPMENT OPER/MAI	2,400.00	2,400.00	.00	.00	.00	2,400.00	.0
03219280 530500	BUILDING MAINTENAN	70,000.00	70,000.00	2,745.63	730.97	62,640.59	4,613.78	93.4
03219280 530900	GROUPS MAINTENANC	30,000.00	22,000.00	12,000.00	.00	.00	10,000.00	54.5
03219280 540100	COMMUNICATIONS - M	2,000.00	4,000.00	1,375.80	158.20	624.20	2,000.00	50.0
03219280 540600	UTILITIES	20,000.00	20,000.00	7,050.82	968.35	7,849.18	5,100.00	74.5
03219280 562200	CONTRACT SERVICES	86,358.00	15,875.00	.00	.00	.00	15,875.00	.0
03219280 620500	OTHER IMPROVEMENTS	50,000.00	17,483.00	4,000.00	.00	1,000.00	12,483.00	28.6
TOTAL PRECINCT 2 PARK		309,924.00	196,924.00	54,570.14	3,709.33	73,680.86	68,673.00	65.1%
TOTAL SLATON/ROOSEVELT PARK		.00	.00	-71,240.13	1,209.56	73,680.86	-2,440.73	100.0%
TOTAL REVENUES		-309,924.00	-196,924.00	-125,810.27	-2,499.77	.00	-71,113.73	
TOTAL EXPENSES		309,924.00	196,924.00	54,570.14	3,709.33	73,680.86	68,673.00	

**033 IDALOU/NEW DEAL PARK**

**000 UNDEFINED**

033 400100	CURRENT AD VALOREM TAXE	-118,196.00	-118,196.00	-116,310.00	-456.30	.00	-1,886.00	98.4
------------	-------------------------	-------------	-------------	-------------	---------	-----	-----------	------

**BUDGET SUMMARIES REPORT**  
ACCOUNT SUMMARY JUNE 2022

FOR 2022 09

033	IDALOU/NEW DEAL PARK	ORIGINAL APPROP	REVISED BUDGET	YTD ACTUAL	MTD ACTUAL	ENCUMBRANCES	AVAILABLE BUDGET	PCT USE/COL
033 400400	PEN & INT - CURRENT LEV	-485.00	-485.00	-455.86	-54.10	.00	-29.14	94.0
033 400500	DELIQ TAXES - PRIOR YEA	-721.00	-721.00	-678.21	-45.55	.00	-42.79	94.1
033 400600	PEN & INT - PRIOR YEARS	-366.00	-366.00	-334.63	-18.82	.00	-31.37	91.4
033 470000	INTEREST INCOME	-1,000.00	-1,000.00	-917.94	.00	.00	-82.06	91.8
033 481600	CONTRIBUTIONS	-6,200.00	-6,200.00	-3,900.00	-800.00	.00	-2,300.00	62.9
033 736100	DRAW FROM RESERVES	-65,292.00	-65,292.00	.00	.00	.00	-65,292.00	.0
033 902000	XFER TO CONSOLIDATED R	58,484.00	58,484.00	58,484.00	.00	.00	.00	100.0
TOTAL UNDEFINED		-133,776.00	-133,776.00	-64,112.64	-1,374.77	.00	-69,663.36	47.9%
<b>193 PRECINCT 3 PARK</b>								
03319380 500600	STAFF EMPLOYEES	.00	.00	92.34	.00	.00	-92.34	100.0
03319380 500800	TEMPORARY	3,000.00	3,000.00	.00	.00	.00	3,000.00	.0
03319380 500900	PART TIME POSITION	24,215.00	24,215.00	15,462.60	809.56	.00	8,752.40	63.9
03319380 510100	FICA	1,501.00	1,501.00	728.99	37.88	.00	772.01	48.6
03319380 510200	MEDICARE	351.00	351.00	170.51	8.86	.00	180.49	48.6
03319380 510300	RETIREMENT	2,690.00	2,690.00	1,817.71	96.34	.00	872.29	67.6
03319380 510400	GROUP HEALTH INSUR	17,743.00	17,743.00	13,049.85	682.42	.00	4,693.15	73.5
03319380 510500	GROUP DENTAL INSUR	415.00	415.00	518.00	27.08	.00	-103.00	124.8
03319380 510600	LIFE INSURANCE	60.00	60.00	42.88	2.24	.00	17.12	71.5
03319380 510700	UNEMPLOYMENT INSUR	22.00	22.00	14.73	.81	.00	7.27	67.0
03319380 510900	WORKER'S COMPENSAT	1,535.00	1,535.00	988.82	51.33	.00	546.18	64.4
03319380 520100	SUPPLIES/OTH OPER	4,000.00	4,000.00	489.10	105.54	.00	3,510.90	12.2
03319380 530100	EQUIPMENT OPER/MAI	4,000.00	4,000.00	.00	.00	.00	4,000.00	.0
03319380 530200	VEHICLE OPERATION/	500.00	500.00	169.93	70.44	330.07	.00	100.0
03319380 530500	BUILDING MAINTENAN	4,000.00	10,000.00	939.86	80.00	505.00	8,555.14	14.4
03319380 530900	GROUNDS MAINTENANC	4,000.00	4,000.00	.00	.00	.00	4,000.00	.0
03319380 540600	UTILITIES	15,744.00	15,744.00	4,497.04	512.73	4,502.96	6,744.00	57.2
03319380 640600	CAPITAL OUTLAY	50,000.00	44,000.00	.00	.00	40,355.00	3,645.00	91.7
TOTAL PRECINCT 3 PARK		133,776.00	133,776.00	38,982.36	2,485.23	45,693.03	49,100.61	63.3%
TOTAL IDALOU/NEW DEAL PARK		.00	.00	-25,130.28	1,110.46	45,693.03	-20,562.75	100.0%
TOTAL REVENUES		-192,260.00	-192,260.00	-122,596.64	-1,374.77	.00	-69,663.36	
TOTAL EXPENSES		192,260.00	192,260.00	97,466.36	2,485.23	45,693.03	49,100.61	

**034 SHALLOWATER PARK**

**000 UNDEFINED**

034 400100	CURRENT AD VALOREM TAXE	-118,196.00	-118,196.00	-116,310.00	-456.30	.00	-1,886.00	98.4
------------	-------------------------	-------------	-------------	-------------	---------	-----	-----------	------

**BUDGET SUMMARIES REPORT**  
ACCOUNT SUMMARY JUNE 2022

FOR 2022 09

034	SHALLOWATER PARK	ORIGINAL APPROP	REVISED BUDGET	YTD ACTUAL	MTD ACTUAL	ENCUMBRANCES	AVAILABLE BUDGET	PCT USE/COL
034 400400	PEN & INT - CURRENT LEV	-485.00	-485.00	-455.86	-54.10	.00	-29.14	94.0
034 400500	DELIQ TAXES - PRIOR YEA	-721.00	-721.00	-678.21	-45.55	.00	-42.79	94.1
034 400600	PEN & INT - PRIOR YEARS	-366.00	-366.00	-334.63	-18.82	.00	-31.37	91.4
034 470000	INTEREST INCOME	-1,000.00	-1,000.00	-957.85	.00	.00	-42.15	95.8
034 481600	CONTRIBUTIONS	-2,250.00	-2,250.00	-3,801.00	-750.00	.00	1,551.00	168.9
034 736100	DRAW FROM RESERVES	-172,708.00	-172,708.00	.00	.00	.00	-172,708.00	.0
034 902000	XFER TO CONSOLIDATED R	58,484.00	58,484.00	58,484.00	.00	.00	.00	100.0
TOTAL UNDEFINED		-237,242.00	-237,242.00	-64,053.55	-1,324.77	.00	-173,188.45	27.0%
<b>194 PRECINCT 4 PARK</b>								
03419480 500600	STAFF EMPLOYEES	.00	.00	92.34	.00	.00	-92.34	100.0
03419480 500700	OVERTIME COMPENSAT	2,500.00	2,500.00	.00	.00	.00	2,500.00	.0
03419480 500800	TEMPORARY	1,500.00	1,500.00	988.00	.00	.00	512.00	65.9
03419480 500900	PART TIME POSITION	16,500.00	16,500.00	9,932.00	520.00	.00	6,568.00	60.2
03419480 510100	FICA	1,116.00	1,116.00	682.51	32.24	.00	433.49	61.2
03419480 510200	MEDICARE	261.00	261.00	159.62	7.54	.00	101.38	61.2
03419480 510300	RETIREMENT	1,502.00	1,502.00	1,171.21	61.88	.00	330.79	78.0
03419480 510400	GROUP HEALTH INSUR	7,531.00	7,531.00	15.63	.00	.00	7,515.37	.2
03419480 510500	GROUP DENTAL INSUR	415.00	415.00	.77	.00	.00	414.23	.2
03419480 510600	LIFE INSURANCE	60.00	60.00	.10	.00	.00	59.90	.2
03419480 510700	UNEMPLOYMENT INSUR	16.00	16.00	10.40	.52	.00	5.60	65.0
03419480 510900	WORKER'S COMPENSAT	1,141.00	1,141.00	700.79	32.97	.00	440.21	61.4
03419480 520100	SUPPLIES/OTH OPER	7,200.00	7,200.00	1,168.76	103.71	356.65	5,674.59	21.2
03419480 523100	NON-CAPITAL EQUIPM	3,000.00	1,000.00	.00	.00	.00	1,000.00	.0
03419480 530100	EQUIPMENT OPER/MAI	2,000.00	2,000.00	.00	.00	.00	2,000.00	.0
03419480 530500	BUILDING MAINTENAN	10,000.00	10,000.00	596.23	.00	555.00	8,848.77	11.5
03419480 530900	GROUPS MAINTENANC	10,000.00	10,000.00	1,200.00	600.00	1,200.00	7,600.00	24.0
03419480 540600	UTILITIES	20,000.00	22,000.00	6,209.16	604.82	6,690.84	9,100.00	58.6
03419480 561400	PROFESSIONAL SERVI	2,500.00	2,500.00	.00	.00	.00	2,500.00	.0
03419480 640600	CAPITAL OUTLAY	150,000.00	150,000.00	.00	.00	.00	150,000.00	.0
TOTAL PRECINCT 4 PARK		237,242.00	237,242.00	22,927.52	1,963.68	8,802.49	205,511.99	13.4%
TOTAL SHALLOWATER PARK		.00	.00	-41,126.03	638.91	8,802.49	32,323.54	100.0%
TOTAL REVENUES		-295,726.00	-295,726.00	-122,537.55	-1,324.77	.00	-173,188.45	
TOTAL EXPENSES		295,726.00	295,726.00	81,411.52	1,963.68	8,802.49	205,511.99	

**041 PERMANENT IMPROVEMENT**

**000 UNDEFINED**

041 400100	CURRENT AD VALOREM TAXE	-2,363,926.00	-2,363,926.00	-2,326,196.07	-9,126.18	.00	-37,729.93	98.4
------------	-------------------------	---------------	---------------	---------------	-----------	-----	------------	------



**BUDGET SUMMARIES REPORT**  
ACCOUNT SUMMARY JUNE 2022

FOR 2022 09

041	PERMANENT IMPROVEMENT	ORIGINAL APPROP	REVISED BUDGET	YTD ACTUAL	MTD ACTUAL	ENCUMBRANCES	AVAILABLE BUDGET	PCT USE/COL
041 400400	PEN & INT - CURRENT LEV	-9,692.00	-9,692.00	-9,116.98	-1,082.21	.00	-575.02	94.1
041 400500	DELIQ TAXES - PRIOR YEA	-14,420.00	-14,420.00	-13,564.76	-911.19	.00	-855.24	94.1
041 400600	PEN & INT - PRIOR YEARS	-7,328.00	-7,328.00	-6,692.62	-376.20	.00	-635.38	91.3
041 470000	INTEREST INCOME	-35,000.00	-35,000.00	-12,502.39	.00	.00	-22,497.61	35.7
041 483500	CRTC LEASE	-483,732.00	-483,732.00	-362,799.00	-40,311.00	.00	-120,933.00	75.0
041 736100	DRAW FROM RESERVES	-2,000,000.00	-2,000,000.00	.00	.00	.00	-2,000,000.00	.0
041 801100	XFER FROM GENERAL FUND	-2,384,027.00	-2,384,027.00	-2,384,027.00	.00	.00	.00	100.0
TOTAL UNDEFINED		-7,298,125.00	-7,298,125.00	-5,114,898.82	-51,806.78	.00	-2,183,226.18	70.1%
<b>061 FACILITY MAINTENANCE</b>								
04106140 561400	PROFESSIONAL SERVI	2,240,000.00	1,643,536.00	359,956.65	5,955.00	408,692.05	874,887.30	46.8
04106140 566110	LEASE PAYMENT PRIN	.00	568,926.00	568,925.66	143,606.01	.00	.34	100.0
04106140 566210	LEASE PAYMENT INTE	.00	273,224.00	273,223.34	66,931.24	.00	.66	100.0
04106140 579900	RENOV/REPAIR NON-C	85,000.00	85,000.00	46,494.38	825.34	11,590.81	26,914.81	68.3
04106140 620800	COURTHOUSE RENOVAT	275,000.00	275,100.00	254,679.73	76,879.20	17,850.00	2,570.27	99.1
04106140 621100	RENOVATION 900 MAI	245,000.00	882,295.00	408,996.86	2,743.60	75,189.37	398,108.77	54.9
04106140 621700	LCJJC RENOVATIONS	2,240,000.00	2,240,000.00	12,824.12	8,352.61	767,738.00	1,459,437.88	34.8
04106140 622300	OTHER BLDG RENOVAT	1,730,000.00	1,330,000.00	178,892.90	.00	875,216.85	275,890.25	79.3
04106140 622600	ENERGY & CONSERVAT	483,125.00	44.00	.00	.00	.00	44.00	.0
TOTAL FACILITY MAINTENANCE		7,298,125.00	7,298,125.00	2,103,993.64	305,293.00	2,156,277.08	3,037,854.28	58.4%
TOTAL PERMANENT IMPROVEMENT		.00	.00	-3,010,905.18	253,486.22	2,156,277.08	854,628.10	100.0%
TOTAL REVENUES		-7,298,125.00	-7,298,125.00	-5,114,898.82	-51,806.78	.00	-2,183,226.18	
TOTAL EXPENSES		7,298,125.00	7,298,125.00	2,103,993.64	305,293.00	2,156,277.08	3,037,854.28	
<b>043 LCETRZ NO1 TAX INCREMENT FUND</b>								
<b>000 UNDEFINED</b>								
043 470000	INTEREST INCOME	-1,000.00	-1,000.00	-491.43	.00	.00	-508.57	49.1
043 801100	XFER FROM GENERAL FUND	-188,025.00	-188,025.00	-188,357.46	.00	.00	332.46	100.2
TOTAL UNDEFINED		-189,025.00	-189,025.00	-188,848.89	.00	.00	-176.11	99.9%
<b>090 PUBLIC WORKS</b>								
04309090 623000	ROAD PROJECTS	189,025.00	189,025.00	.00	.00	.00	189,025.00	.0

**BUDGET SUMMARIES REPORT**  
ACCOUNT SUMMARY JUNE 2022

FOR 2022 09

	ORIGINAL APPROP	REVISED BUDGET	YTD ACTUAL	MTD ACTUAL	ENCUMBRANCES	AVAILABLE BUDGET	PCT USE/COL
TOTAL PUBLIC WORKS	189,025.00	189,025.00	.00	.00	.00	189,025.00	.0%
TOTAL LCETRZ NO1 TAX INCREMENT	.00	.00	-188,848.89	.00	.00	188,848.89	100.0%
TOTAL REVENUES	-189,025.00	-189,025.00	-188,848.89	.00	.00	-176.11	
TOTAL EXPENSES	189,025.00	189,025.00	.00	.00	.00	189,025.00	
<b>046 TJJD (P) JJAEP GRANT</b>							
<b>000 UNDEFINED</b>							
046 420390 TJJD-P JJAEP GRANT REVE	-80,000.00	-80,000.00	-33,695.50	450.00	.00	-46,304.50	42.1
TOTAL UNDEFINED	-80,000.00	-80,000.00	-33,695.50	450.00	.00	-46,304.50	42.1%
<b>051 JUVENILE PROBATION</b>							
04605135 562300 INTER LOCAL AGREEM	80,000.00	80,000.00	.00	.00	.00	80,000.00	.0
TOTAL JUVENILE PROBATION	80,000.00	80,000.00	.00	.00	.00	80,000.00	.0%
TOTAL TJJD (P) JJAEP GRANT	.00	.00	-33,695.50	450.00	.00	33,695.50	100.0%
TOTAL REVENUES	-80,000.00	-80,000.00	-33,695.50	450.00	.00	-46,304.50	
TOTAL EXPENSES	80,000.00	80,000.00	.00	.00	.00	80,000.00	
<b>047 TJJD (R) REG DIVERSION GRANT</b>							
<b>000 UNDEFINED</b>							
047 420170 TJJD (R) GRANT REVENUE	-15,628.00	-15,628.00	-12,793.98	.00	.00	-2,834.02	81.9
TOTAL UNDEFINED	-15,628.00	-15,628.00	-12,793.98	.00	.00	-2,834.02	81.9%
<b>051 JUVENILE PROBATION</b>							
04705135 520100 SUPPLIES/OTH OPER	15,628.00	15,628.00	12,793.98	.00	.00	2,834.02	81.9

**BUDGET SUMMARIES REPORT**  
ACCOUNT SUMMARY JUNE 2022

FOR 2022 09

	ORIGINAL APPROP	REVISED BUDGET	YTD ACTUAL	MTD ACTUAL	ENCUMBRANCES	AVAILABLE BUDGET	PCT USE/COL
TOTAL JUVENILE PROBATION	15,628.00	15,628.00	12,793.98	.00	.00	2,834.02	81.9%
TOTAL TJJD (R) REG DIVERSION G	.00	.00	.00	.00	.00	.00	.0%
TOTAL REVENUES	-15,628.00	-15,628.00	-12,793.98	.00	.00	-2,834.02	
TOTAL EXPENSES	15,628.00	15,628.00	12,793.98	.00	.00	2,834.02	

**049 TJJD (S) PREV/INTER GRANT**

**000 UNDEFINED**

049 424900 TJPC-S GRANT REVENUE	.00	-66,000.00	-55,000.00	.00	60,500.00	-71,500.00	-8.3
TOTAL UNDEFINED	.00	-66,000.00	-55,000.00	.00	60,500.00	-71,500.00	-8.3%

**051 JUVENILE PROBATION**

04905135 540100 COMMUNICATIONS - M	.00	4,000.00	.00	.00	.00	4,000.00	.0
04905135 550300 TRAVEL AND TRAININ	.00	20,000.00	.00	.00	.00	20,000.00	.0
04905135 562200 CONTRACT SERVICES	.00	42,000.00	.00	.00	.00	42,000.00	.0
TOTAL JUVENILE PROBATION	.00	66,000.00	.00	.00	.00	66,000.00	.0%
TOTAL TJJD (S) PREV/INTER GRAN	.00	.00	-55,000.00	.00	60,500.00	-5,500.00	100.0%
TOTAL REVENUES	.00	-66,000.00	-55,000.00	.00	60,500.00	-71,500.00	
TOTAL EXPENSES	.00	66,000.00	.00	.00	.00	66,000.00	

**050 JUVENILE STAR PROGRAM**

**000 UNDEFINED**

050 424000 STAR PROGRAM-JUVENILE	-425,000.00	-425,000.00	-425,000.00	.00	.00	.00	100.0
050 489900 OTHER REVENUE	-1,895.00	-1,895.00	.00	.00	.00	-1,895.00	.0
050 805100 XFER FROM LCJJC	-198,595.00	-198,595.00	-175,000.00	.00	.00	-23,595.00	88.1
TOTAL UNDEFINED	-625,490.00	-625,490.00	-600,000.00	.00	.00	-25,490.00	95.9%

**051 JUVENILE PROBATION**

**BUDGET SUMMARIES REPORT**  
ACCOUNT SUMMARY JUNE 2022

FOR 2022 09

	ORIGINAL APPROP	REVISED BUDGET	YTD ACTUAL	MTD ACTUAL	ENCUMBRANCES	AVAILABLE BUDGET	PCT USE/COL
05005135 500600 STAFF EMPLOYEES	415,963.00	415,963.00	293,545.24	15,349.57	.00	122,417.76	70.6
05005135 500700 OVERTIME COMPENSAT	.00	.00	1,149.74	.00	.00	-1,149.74	100.0
05005135 510100 FICA	26,464.00	26,464.00	17,387.86	905.22	.00	9,076.14	65.7
05005135 510200 MEDICARE	6,189.00	6,189.00	4,066.48	211.70	.00	2,122.52	65.7
05005135 510300 RETIREMENT	46,214.00	46,214.00	34,398.26	1,826.60	.00	11,815.74	74.4
05005135 510400 GROUP HEALTH INSUR	71,898.00	71,898.00	43,682.25	2,286.90	.00	28,215.75	60.8
05005135 510500 GROUP DENTAL INSUR	4,024.00	4,024.00	2,648.15	141.18	.00	1,375.85	65.8
05005135 510600 LIFE INSURANCE	538.00	538.00	372.23	19.85	.00	165.77	69.2
05005135 510700 UNEMPLOYMENT INSUR	2,293.00	2,293.00	288.79	15.34	.00	2,004.21	12.6
05005135 510900 WORKER'S COMPENSAT	15,316.00	15,316.00	10,962.17	572.61	.00	4,353.83	71.6
05005135 520100 SUPPLIES/OTH OPER	5,895.00	5,895.00	1,485.76	709.68	490.48	3,918.76	33.5
05005135 522400 UNIFORMS	1,800.00	1,800.00	1,686.92	.00	.00	113.08	93.7
05005135 522700 RESIDENT SUPPLIES	1,000.00	1,000.00	.00	.00	.00	1,000.00	.0
05005135 530200 VEHICLE OPERATION/	13,500.00	13,500.00	7,772.93	954.78	1,523.86	4,203.21	68.9
05005135 540100 COMMUNICATIONS - M	546.00	546.00	.00	.00	.00	546.00	.0
05005135 550300 TRAVEL AND TRAININ	7,750.00	7,750.00	2,268.94	150.00	.00	5,481.06	29.3
05005135 550500 ASSOCIATION DUES	100.00	100.00	.00	.00	.00	100.00	.0
05005135 562200 CONTRACT SERVICES	6,000.00	6,000.00	.00	.00	.00	6,000.00	.0
TOTAL JUVENILE PROBATION	625,490.00	625,490.00	421,715.72	23,143.43	2,014.34	201,759.94	67.7%
TOTAL JUVENILE STAR PROGRAM	.00	.00	-178,284.28	23,143.43	2,014.34	176,269.94	100.0%
TOTAL REVENUES	-625,490.00	-625,490.00	-600,000.00	.00	.00	-25,490.00	
TOTAL EXPENSES	625,490.00	625,490.00	421,715.72	23,143.43	2,014.34	201,759.94	

051 JUVENILE PROBATION

000 UNDEFINED

051 451900 JUVENILE PROBATION FEES	-5,000.00	-5,000.00	-3,622.00	-663.00	.00	-1,378.00	72.4
051 470000 INTEREST INCOME	-75,000.00	-75,000.00	-18,900.16	.00	.00	-56,099.84	25.2
051 489900 OTHER REVENUE	-2,000.00	-2,000.00	-742.02	.00	.00	-1,257.98	37.1
051 801100 XFER FROM GENERAL FUND	-7,966,144.00	-7,966,144.00	-5,974,607.98	-663,845.34	.00	-1,991,536.02	75.0
051 905000 XFER TO STAR PROGRAM	198,595.00	198,595.00	175,000.00	.00	.00	23,595.00	88.1
051 905400 XFER TO JUV PROB COMM F	461,372.00	461,372.00	.00	.00	.00	461,372.00	.0
051 905500 XFER TO JUVENILE DETENT	4,603,377.00	4,603,377.00	1,947,138.12	.00	.00	2,656,238.88	42.3
051 905700 XFER TO FOOD SERVICE	230,963.00	230,963.00	203,576.13	.00	.00	27,386.87	88.1
051 906400 XFER TO TITLE IV-E	106,400.00	106,400.00	.00	.00	.00	106,400.00	.0
TOTAL UNDEFINED	-2,447,437.00	-2,447,437.00	-3,672,157.91	-664,508.34	.00	1,224,720.91	150.0%

051 JUVENILE PROBATION

**BUDGET SUMMARIES REPORT**  
ACCOUNT SUMMARY JUNE 2022

FOR 2022 09

	ORIGINAL APPROP	REVISED BUDGET	YTD ACTUAL	MTD ACTUAL	ENCUMBRANCES	AVAILABLE BUDGET	PCT USE/COL
05105135 500200 APPOINTED OFFICIAL	117,626.00	117,626.00	88,329.22	4,625.72	.00	29,296.78	75.1
05105135 500600 STAFF EMPLOYEES	1,420,499.00	1,420,499.00	845,796.23	46,023.20	.00	574,702.77	59.5
05105135 500700 OVERTIME COMPENSAT	.00	.00	51.10	.00	.00	-51.10	100.0
05105135 510100 FICA	95,394.00	95,394.00	54,755.76	2,975.74	.00	40,638.24	57.4
05105135 510200 MEDICARE	22,310.00	22,310.00	12,806.00	695.95	.00	9,504.00	57.4
05105135 510300 RETIREMENT	170,941.00	170,941.00	108,917.79	6,027.18	.00	62,023.21	63.7
05105135 510400 GROUP HEALTH INSUR	195,806.00	195,806.00	174,940.90	10,157.96	.00	20,865.10	89.3
05105135 510500 GROUP DENTAL INSUR	10,790.00	10,790.00	8,212.98	476.81	.00	2,577.02	76.1
05105135 510600 LIFE INSURANCE	1,560.00	1,560.00	1,005.41	57.13	.00	554.59	64.4
05105135 510700 UNEMPLOYMENT INSUR	1,385.00	1,385.00	908.21	50.69	.00	476.79	65.6
05105135 510900 WORKER'S COMPENSAT	4,155.00	4,155.00	6,044.22	337.99	.00	-1,889.22	145.5
05105135 520100 SUPPLIES/OTH OPER	41,500.00	40,500.00	31,881.01	5,222.34	6,488.62	2,130.37	94.7
05105135 522400 UNIFORMS	10,000.00	10,000.00	660.46	.00	.00	9,339.54	6.6
05105135 522700 RESIDENT SUPPLIES	5,000.00	5,000.00	.00	.00	.00	5,000.00	.0
05105135 522800 LAW BOOKS	1,000.00	1,000.00	.00	.00	1,000.00	.00	100.0
05105135 523000 NON-CAPITAL SOFTWA	1,350.00	1,350.00	.00	.00	.00	1,350.00	.0
05105135 523100 NON-CAPITAL EQUIPM	2,000.00	3,000.00	.00	.00	2,427.80	572.20	80.9
05105135 530100 EQUIPMENT OPER/MAI	1,000.00	1,000.00	178.96	.00	.00	821.04	17.9
05105135 530200 VEHICLE OPERATION/	7,500.00	7,500.00	4,945.60	1,002.35	1,183.61	1,370.79	81.7
05105135 530500 BUILDING MAINTENAN	66,000.00	66,000.00	44,100.34	10,350.18	4,298.06	17,601.60	73.3
05105135 530800 SOFTWARE MAINTENAN	10,000.00	10,000.00	.00	.00	.00	10,000.00	.0
05105135 530900 GROUNDS MAINTENANC	5,910.00	5,910.00	720.70	143.04	.00	5,189.30	12.2
05105135 540100 COMMUNICATIONS - M	31,000.00	31,000.00	11,170.40	1,336.64	18,889.60	940.00	97.0
05105135 540600 UTILITIES	115,000.00	130,000.00	99,884.08	14,499.70	20,586.84	9,529.08	92.7
05105135 550300 TRAVEL AND TRAININ	78,775.00	63,775.00	21,939.84	3,067.33	645.20	41,189.96	35.4
05105135 550500 ASSOCIATION DUES	936.00	936.00	20.00	.00	.00	916.00	2.1
05105135 562200 CONTRACT SERVICES	30,000.00	30,000.00	200.93	.00	.00	29,799.07	.7
TOTAL JUVENILE PROBATION	2,447,437.00	2,447,437.00	1,517,470.14	107,049.95	55,519.73	874,447.13	64.3%
TOTAL JUVENILE PROBATION	.00	.00	-2,154,687.77	-557,458.39	55,519.73	2,099,168.04	100.0%
TOTAL REVENUES	-8,048,144.00	-8,048,144.00	-5,997,872.16	-664,508.34	.00	-2,050,271.84	
TOTAL EXPENSES	8,048,144.00	8,048,144.00	3,843,184.39	107,049.95	55,519.73	4,149,439.88	

054 TJJD (A) JUV PROB COMM GRANT

000 UNDEFINED

054 421500 TJPC-A STATE AID	-1,649,081.00	-1,681,081.00	-1,480,642.27	-138,772.00	.00	-200,438.73	88.1
054 805100 XFER FROM LCJJC	-461,372.00	-461,372.00	.00	.00	.00	-461,372.00	.0

**BUDGET SUMMARIES REPORT**  
ACCOUNT SUMMARY JUNE 2022

FOR 2022 09

054	TJJD (A)	JUV PROB COMM GRANT	ORIGINAL APPROP	REVISED BUDGET	YTD ACTUAL	MTD ACTUAL	ENCUMBRANCES	AVAILABLE BUDGET	PCT USE/COL
TOTAL UNDEFINED			-2,110,453.00	-2,142,453.00	-1,480,642.27	-138,772.00	.00	-661,810.73	69.1%
<b>051 JUVENILE PROBATION</b>									
05405135	500600	STAFF EMPLOYEES	883,542.00	883,542.00	475,708.90	27,244.63	.00	407,833.10	53.8
05405135	500700	OVERTIME COMPENSAT	2,000.00	2,000.00	288.30	83.74	.00	1,711.70	14.4
05405135	501010	SUPPLEMENT PROBATI	63,000.00	63,000.00	40,859.19	2,119.45	.00	22,140.81	64.9
05405135	501100	SUPPLEMENT DETENTI	31,000.00	31,000.00	15,985.19	783.36	.00	15,014.81	51.6
05405135	510100	FICA	62,623.00	62,623.00	31,349.02	1,779.09	.00	31,273.98	50.1
05405135	510200	MEDICARE	14,481.00	14,481.00	7,331.64	416.06	.00	7,149.36	50.6
05405135	510300	RETIREMENT	112,215.00	112,215.00	62,862.53	3,597.52	.00	49,352.47	56.0
05405135	510400	GROUP HEALTH INSUR	105,434.00	105,434.00	117,373.24	6,338.10	.00	-11,939.24	111.3
05405135	510500	GROUP DENTAL INSUR	5,810.00	5,810.00	5,372.64	281.85	.00	437.36	92.5
05405135	510600	LIFE INSURANCE	840.00	840.00	693.07	36.06	.00	146.93	82.5
05405135	510700	UNEMPLOYMENT INSUR	909.00	909.00	516.13	30.28	.00	392.87	56.8
05405135	510900	WORKER'S COMPENSAT	40,962.00	40,962.00	13,748.75	783.51	.00	27,213.25	33.6
05405135	520140	SUPPLIES/OTHER OPE	.00	7,000.00	.00	.00	7,000.00	.00	100.0
05405135	540100	COMMUNICATIONS - M	3,000.00	3,000.00	1,140.00	120.00	.00	1,860.00	38.0
05405135	544100	RESIDENTIAL NON-SE	72,623.00	72,623.00	33,109.20	.00	.00	39,513.80	45.6
05405135	544420	RESIDENTIAL NON-SE	99,961.00	99,961.00	6,523.77	.00	.00	93,437.23	6.5
05405135	544500	RESIDENTIAL MH CD	84,700.00	84,700.00	.00	.00	.00	84,700.00	.0
05405135	544600	RESIDENTIAL MH PPA	110,641.00	110,641.00	89,751.26	3,163.04	20,818.11	71.63	99.9
05405135	544700	RESIDENTIAL SECURE	100,000.00	100,000.00	34,595.75	6,128.39	18,404.25	47,000.00	53.0
05405135	544810	RESIDENTIAL SECURE	99,962.00	99,962.00	61,876.97	.00	.00	38,085.03	61.9
05405135	550303	TRAVEL AND TRAININ	12,000.00	12,000.00	2,484.75	385.52	.00	9,515.25	20.7
05405135	562200	CONTRACT SERVICES	55,000.00	55,000.00	10,094.49	892.05	.00	44,905.51	18.4
05405135	564500	CONTRACT SERVICES	80,000.00	80,000.00	26,411.05	8,475.60	.00	53,588.95	33.0
05405135	564600	CONTRACT SERVICES	37,750.00	62,750.00	10,355.00	3,700.00	.00	52,395.00	16.5
05405135	564800	ELECTRONIC MONITOR	32,000.00	32,000.00	15,929.65	4,279.90	16,070.35	.00	100.0
TOTAL JUVENILE PROBATION			2,110,453.00	2,142,453.00	1,064,360.49	70,638.15	62,292.71	1,015,799.80	52.6%
TOTAL TJJD (A) JUV PROB COMM G			.00	.00	-416,281.78	-68,133.85	62,292.71	353,989.07	100.0%
TOTAL REVENUES			-2,110,453.00	-2,142,453.00	-1,480,642.27	-138,772.00	.00	-661,810.73	
TOTAL EXPENSES			2,110,453.00	2,142,453.00	1,064,360.49	70,638.15	62,292.71	1,015,799.80	

**055 JUVENILE DETENTION**

**000 UNDEFINED**

055	451300	CONTRACTSERV-OTHER COUN	-500,000.00	-500,000.00	-637,425.00	-95,815.00	.00	137,425.00	127.5
-----	--------	-------------------------	-------------	-------------	-------------	------------	-----	------------	-------

**BUDGET SUMMARIES REPORT**  
ACCOUNT SUMMARY JUNE 2022

FOR 2022 09

055	JUVENILE DETENTION	ORIGINAL APPROP	REVISED BUDGET	YTD ACTUAL	MTD ACTUAL	ENCUMBRANCES	AVAILABLE BUDGET	PCT USE/COL
055 805100	XFER FROM LCJJC	-4,603,377.00	-4,603,377.00	-1,947,138.12		.00	.00	42.3
	TOTAL UNDEFINED	-5,103,377.00	-5,103,377.00	-2,584,563.12	-95,815.00	.00	-2,518,813.88	50.6%
<b>051 JUVENILE PROBATION</b>								
05505135	500600 STAFF EMPLOYEES	3,357,466.00	3,317,466.00	1,662,527.85	84,020.83	.00	1,654,938.15	50.1
05505135	500700 OVERTIME COMPENSAT	25,500.00	65,500.00	54,583.11	3,502.18	.00	10,916.89	83.3
05505135	500900 PART TIME POSITION	55,500.00	55,500.00	10,217.56	546.00	.00	45,282.44	18.4
05505135	510100 FICA	211,432.00	211,432.00	102,716.13	5,247.93	.00	108,715.87	48.6
05505135	510200 MEDICARE	49,448.00	49,448.00	24,021.95	1,227.33	.00	25,426.05	48.6
05505135	510300 RETIREMENT	378,873.00	378,873.00	201,477.57	10,480.19	.00	177,395.43	53.2
05505135	510400 GROUP HEALTH INSUR	527,170.00	527,170.00	318,155.44	15,262.21	.00	209,014.56	60.4
05505135	510500 GROUP DENTAL INSUR	29,050.00	29,050.00	15,913.18	775.73	.00	13,136.82	54.8
05505135	510600 LIFE INSURANCE	4,200.00	4,200.00	2,223.57	108.72	.00	1,976.43	52.9
05505135	510700 UNEMPLOYMENT INSUR	3,070.00	3,070.00	1,673.03	88.09	.00	1,396.97	54.5
05505135	510900 WORKER'S COMPENSAT	137,596.00	137,596.00	68,290.72	3,475.54	.00	69,305.28	49.6
05505135	520100 SUPPLIES/OTH OPER	35,000.00	42,500.00	24,733.14	1,944.20	6,527.07	11,239.79	73.6
05505135	522700 RESIDENT SUPPLIES	33,572.00	26,072.00	12,078.72	2,699.57	3,703.88	10,289.40	60.5
05505135	523100 NON-CAPITAL EQUIPM	6,000.00	6,000.00	4,341.00	.00	1,607.00	52.00	99.1
05505135	530100 EQUIPMENT OPER/MAI	1,000.00	1,000.00	.00	.00	.00	1,000.00	.0
05505135	530200 VEHICLE OPERATION/	2,500.00	2,500.00	818.97	190.08	867.26	813.77	67.4
05505135	550201 RESIDENT TRANSPORT	10,000.00	10,000.00	4,027.30	758.11	.00	5,972.70	40.3
05505135	561100 MEDICAL FOR RESIDE	10,000.00	10,000.00	7,105.00	504.37	.00	2,895.00	71.1
05505135	561400 PROFESSIONAL SERVI	11,000.00	11,000.00	.00	.00	.00	11,000.00	.0
05505135	562200 CONTRACT SERVICES	115,000.00	115,000.00	31,455.00	3,625.00	.00	83,545.00	27.4
05505135	564200 RESIDENTIAL PLACEM	100,000.00	100,000.00	67,473.41	26,538.61	30,462.20	2,064.39	97.9
	TOTAL JUVENILE PROBATION	5,103,377.00	5,103,377.00	2,613,832.65	160,994.69	43,167.41	2,446,376.94	52.1%
	TOTAL JUVENILE DETENTION	.00	.00	29,269.53	65,179.69	43,167.41	-72,436.94	100.0%
	TOTAL REVENUES	-5,103,377.00	-5,103,377.00	-2,584,563.12	-95,815.00	.00	-2,518,813.88	
	TOTAL EXPENSES	5,103,377.00	5,103,377.00	2,613,832.65	160,994.69	43,167.41	2,446,376.94	

**057 JUVENILE FOOD SERVICE**

**000 UNDEFINED**

057 420100	GRANT REVENUE	.00	.00	-6,405.19	.00	.00	6,405.19	100.0
------------	---------------	-----	-----	-----------	-----	-----	----------	-------

**BUDGET SUMMARIES REPORT**  
ACCOUNT SUMMARY JUNE 2022

FOR 2022 09

057	JUVENILE FOOD SERVICE	ORIGINAL APPROP	REVISED BUDGET	YTD ACTUAL	MTD ACTUAL	ENCUMBRANCES	AVAILABLE BUDGET	PCT USE/COL
057 426600	DHS SCHOOL MEAL PROGRAM	-150,000.00	-150,000.00	-65,654.70	.00	.00	-84,345.30	43.8
057 426700	DHS COMMODITIES PROGRAM	-7,449.00	-7,449.00	.00	.00	.00	-7,449.00	.0
057 805100	XFER FROM LCJJC	-230,963.00	-230,963.00	-203,576.13	.00	.00	-27,386.87	88.1
TOTAL UNDEFINED		-388,412.00	-388,412.00	-275,636.02	.00	.00	-112,775.98	71.0%

**051 JUVENILE PROBATION**

05705135 500600	STAFF EMPLOYEES	108,846.00	108,846.00	65,569.16	3,551.28	.00	43,276.84	60.2
05705135 500700	OVERTIME COMPENSAT	1,000.00	1,000.00	.00	.00	.00	1,000.00	.0
05705135 500800	TEMPORARY	15,000.00	15,000.00	10,629.45	683.13	.00	4,370.55	70.9
05705135 510100	FICA	7,740.00	7,740.00	4,572.45	253.37	.00	3,167.55	59.1
05705135 510200	MEDICARE	1,810.00	1,810.00	1,069.39	59.26	.00	740.61	59.1
05705135 510300	RETIREMENT	13,871.00	13,871.00	7,675.78	422.60	.00	6,195.22	55.3
05705135 510400	GROUP HEALTH INSUR	22,593.00	22,593.00	16,573.67	847.73	.00	6,019.33	73.4
05705135 510500	GROUP DENTAL INSUR	1,245.00	1,245.00	972.57	50.92	.00	272.43	78.1
05705135 510600	LIFE INSURANCE	180.00	180.00	128.34	6.72	.00	51.66	71.3
05705135 510700	UNEMPLOYMENT INSUR	113.00	113.00	74.83	4.23	.00	38.17	66.2
05705135 510900	WORKER'S COMPENSAT	5,064.00	5,064.00	3,215.48	178.69	.00	1,848.52	63.5
05705135 520600	KITCHEN SUPPLIES	4,500.00	4,500.00	2,991.09	843.92	518.53	990.38	78.0
05705135 521900	FOOD	202,000.00	202,000.00	162,321.68	23,995.36	29,535.05	10,143.27	95.0
05705135 523100	NON-CAPITAL EQUIPM	2,000.00	2,000.00	.00	.00	.00	2,000.00	.0
05705135 530100	EQUIPMENT OPER/MAI	250.00	250.00	-26.05	.00	.00	276.05	-10.4
05705135 570100	RENTALS AND LEASES	2,200.00	2,200.00	856.70	85.67	171.34	1,171.96	46.7
TOTAL JUVENILE PROBATION		388,412.00	388,412.00	276,624.54	30,982.88	30,224.92	81,562.54	79.0%
TOTAL JUVENILE FOOD SERVICE		.00	.00	988.52	30,982.88	30,224.92	-31,213.44	100.0%
TOTAL REVENUES		-388,412.00	-388,412.00	-275,636.02	.00	.00	-112,775.98	
TOTAL EXPENSES		388,412.00	388,412.00	276,624.54	30,982.88	30,224.92	81,562.54	

**064 TJJD (E) TITLE IV E GRANT**

**000 UNDEFINED**

064 420380	TITLE IV-E TJPC (E)	-98,000.00	-98,000.00	-3,118.91	.00	.00	-94,881.09	3.2
064 805100	XFER FROM LCJJC	-106,400.00	-106,400.00	.00	.00	.00	-106,400.00	.0
TOTAL UNDEFINED		-204,400.00	-204,400.00	-3,118.91	.00	.00	-201,281.09	1.5%

**051 JUVENILE PROBATION**



**BUDGET SUMMARIES REPORT**  
ACCOUNT SUMMARY JUNE 2022

FOR 2022 09

	ORIGINAL APPROP	REVISED BUDGET	YTD ACTUAL	MTD ACTUAL	ENCUMBRANCES	AVAILABLE BUDGET	PCT USE/COL
<b>06405135 544400 RESIDENTIAL PLACEM</b>	204,400.00	204,400.00	.00	.00	.00	204,400.00	.0
TOTAL JUVENILE PROBATION	204,400.00	204,400.00	.00	.00	.00	204,400.00	.0%
TOTAL TJJD (E) TITLE IV E GRAN	.00	.00	-3,118.91	.00	.00	3,118.91	100.0%
TOTAL REVENUES	-204,400.00	-204,400.00	-3,118.91	.00	.00	-201,281.09	
TOTAL EXPENSES	204,400.00	204,400.00	.00	.00	.00	204,400.00	
<b>066 CJD RE ENTRY DRUG COURT GRANT</b>							
<b>000 UNDEFINED</b>							
<b>066 420100 GRANT REVENUE</b>	-40,943.00	-40,943.00	.00	.00	.00	-40,943.00	.0
TOTAL UNDEFINED	-40,943.00	-40,943.00	.00	.00	.00	-40,943.00	.0%
<b>014 COURTS</b>							
<b>06601420 520220 SUPPLIES/DRUG TEST</b>	30,500.00	30,500.00	.00	.00	.00	30,500.00	.0
<b>06601420 523000 NON-CAPITAL SOFTWA</b>	4,400.00	4,400.00	.00	.00	.00	4,400.00	.0
<b>06601420 540600 UTILITIES</b>	240.00	240.00	.00	.00	.00	240.00	.0
<b>06601420 550300 TRAVEL AND TRAININ</b>	5,000.00	5,000.00	767.21	.00	.00	4,232.79	15.3
<b>06601420 561400 PROFESSIONAL SERVI</b>	803.00	803.00	.00	.00	.00	803.00	.0
TOTAL COURTS	40,943.00	40,943.00	767.21	.00	.00	40,175.79	1.9%
TOTAL CJD RE ENTRY DRUG COURT	.00	.00	767.21	.00	.00	-767.21	100.0%
TOTAL REVENUES	-40,943.00	-40,943.00	.00	.00	.00	-40,943.00	
TOTAL EXPENSES	40,943.00	40,943.00	767.21	.00	.00	40,175.79	
<b>067 CJD DWI COURT GRANT</b>							
<b>000 UNDEFINED</b>							
<b>067 420100 GRANT REVENUE</b>	-32,951.00	-32,951.00	-5,233.54	.00	.00	-27,717.46	15.9

**BUDGET SUMMARIES REPORT**  
ACCOUNT SUMMARY JUNE 2022

FOR 2022 09

067	CJD DWI COURT GRANT	ORIGINAL APPROP	REVISED BUDGET	YTD ACTUAL	MTD ACTUAL	ENCUMBRANCES	AVAILABLE BUDGET	PCT USE/COL
TOTAL UNDEFINED		-32,951.00	-32,951.00	-5,233.54	.00	.00	-27,717.46	15.9%
<b>014 COURTS</b>								
06701420	520000 TREATMENT MATERIAL	250.00	250.00	.00	.00	.00	250.00	.0
06701420	520220 SUPPLIES/DRUG TEST	19,639.00	19,639.00	5,043.65	.00	.00	14,595.35	25.7
06701420	523000 NON-CAPITAL SOFTWA	3,994.00	3,994.00	3,474.00	3,474.00	520.00	.00	100.0
06701420	540600 UTILITIES	600.00	600.00	75.00	.00	425.00	100.00	83.3
06701420	550300 TRAVEL AND TRAININ	5,000.00	5,000.00	-100.00	-700.00	.00	5,100.00	-2.0
06701420	561400 PROFESSIONAL SERVI	718.00	718.00	114.89	.00	.00	603.11	16.0
06701420	562200 CONTRACT SERVICES	2,750.00	2,750.00	.00	.00	.00	2,750.00	.0
TOTAL COURTS		32,951.00	32,951.00	8,607.54	2,774.00	945.00	23,398.46	29.0%
TOTAL CJD DWI COURT GRANT		.00	.00	3,374.00	2,774.00	945.00	-4,319.00	100.0%
TOTAL REVENUES		-32,951.00	-32,951.00	-5,233.54	.00	.00	-27,717.46	
TOTAL EXPENSES		32,951.00	32,951.00	8,607.54	2,774.00	945.00	23,398.46	
<b>070 ON LINE ACCESS</b>								
<b>000 UNDEFINED</b>								
070	436910 ONLINE ACCESS FEE	-35,000.00	-35,000.00	-6,890.00	.00	.00	-28,110.00	19.7
070	470000 INTEREST INCOME	-4,000.00	-4,000.00	-998.32	.00	.00	-3,001.68	25.0
070	736100 DRAW FROM RESERVES	-146,000.00	-146,000.00	.00	.00	.00	-146,000.00	.0
TOTAL UNDEFINED		-185,000.00	-185,000.00	-7,888.32	.00	.00	-177,111.68	4.3%
<b>014 COURTS</b>								
07001420	520100 SUPPLIES/OTH OPER	97,000.00	97,000.00	5,525.01	4,750.96	3,583.99	87,891.00	9.4
07001420	523100 NON-CAPITAL EQUIPM	75,000.00	75,000.00	.00	.00	.00	75,000.00	.0
07001420	550300 TRAVEL AND TRAININ	8,000.00	8,000.00	.00	.00	.00	8,000.00	.0
07001420	562200 CONTRACT SERVICES	5,000.00	5,000.00	.00	.00	.00	5,000.00	.0
TOTAL COURTS		185,000.00	185,000.00	5,525.01	4,750.96	3,583.99	175,891.00	4.9%

**BUDGET SUMMARIES REPORT**  
ACCOUNT SUMMARY JUNE 2022

FOR 2022 09

	ORIGINAL APPROP	REVISED BUDGET	YTD ACTUAL	MTD ACTUAL	ENCUMBRANCES	AVAILABLE BUDGET	PCT USE/COL
TOTAL ON LINE ACCESS	.00	.00	-2,363.31	4,750.96	3,583.99	-1,220.68	100.0%
TOTAL REVENUES	-185,000.00	-185,000.00	-7,888.32	.00	.00	-177,111.68	
TOTAL EXPENSES	185,000.00	185,000.00	5,525.01	4,750.96	3,583.99	175,891.00	
<b>072 CJD DRUG COURT GRANT</b>							
<b>000 UNDEFINED</b>							
072 420100 GRANT REVENUE	-44,092.00	-44,092.00	-10,942.14	.00	.00	-33,149.86	24.8
TOTAL UNDEFINED	-44,092.00	-44,092.00	-10,942.14	.00	.00	-33,149.86	24.8%
<b>014 COURTS</b>							
07201420 520000 TREATMENT MATERIAL	500.00	500.00	.00	.00	.00	500.00	.0
07201420 520220 SUPPLIES/DRUG TEST	29,487.00	29,487.00	9,275.35	.00	.00	20,211.65	31.5
07201420 523000 NON-CAPITAL SOFTWA	1,800.00	1,800.00	.00	.00	.00	1,800.00	.0
07201420 540600 UTILITIES	600.00	600.00	115.50	16.50	484.50	.00	100.0
07201420 550300 TRAVEL AND TRAININ	5,000.00	5,000.00	1,297.45	-2,100.00	.00	3,702.55	25.9
07201420 561400 PROFESSIONAL SERVI	961.00	961.00	270.34	.00	.00	690.66	28.1
07201420 562200 CONTRACT SERVICES	5,744.00	5,744.00	.00	.00	.00	5,744.00	.0
TOTAL COURTS	44,092.00	44,092.00	10,958.64	-2,083.50	484.50	32,648.86	26.0%
TOTAL CJD DRUG COURT GRANT	.00	.00	16.50	-2,083.50	484.50	-501.00	100.0%
TOTAL REVENUES	-44,092.00	-44,092.00	-10,942.14	.00	.00	-33,149.86	
TOTAL EXPENSES	44,092.00	44,092.00	10,958.64	-2,083.50	484.50	32,648.86	
<b>074 COUNTY DRUG COURT COURT COST</b>							
<b>000 UNDEFINED</b>							
074 437000 DRUG COURT FEE	-9,260.00	-9,260.00	-16,862.35	-6,450.72	.00	7,602.35	182.1
074 437200 COUNTY SPECIALTY COURT	-9,260.00	-9,260.00	.00	.00	.00	-9,260.00	.0
074 470000 INTEREST INCOME	-700.00	-700.00	-753.12	.00	.00	53.12	107.6
074 736100 DRAW FROM RESERVES	-14,020.00	-14,020.00	.00	.00	.00	-14,020.00	.0

**BUDGET SUMMARIES REPORT**  
ACCOUNT SUMMARY JUNE 2022

FOR 2022 09

074	COUNTY DRUG COURT COURT COST	ORIGINAL APPROP	REVISED BUDGET	YTD ACTUAL	MTD ACTUAL	ENCUMBRANCES	AVAILABLE BUDGET	PCT USE/COL
TOTAL UNDEFINED		-33,240.00	-33,240.00	-17,615.47	-6,450.72	.00	-15,624.53	53.0%
<b>014 COURTS</b>								
07401420 520100	SUPPLIES/OTH OPER	5,500.00	5,500.00	104.17	.00	423.81	4,972.02	9.6
07401420 550300	TRAVEL AND TRAININ	20,500.00	20,500.00	.00	.00	.00	20,500.00	.0
07401420 562200	CONTRACT SERVICES	7,240.00	7,240.00	.00	.00	.00	7,240.00	.0
TOTAL COURTS		33,240.00	33,240.00	104.17	.00	423.81	32,712.02	1.6%
TOTAL COUNTY DRUG COURT COURT		.00	.00	-17,511.30	-6,450.72	423.81	17,087.49	100.0%
TOTAL REVENUES		-33,240.00	-33,240.00	-17,615.47	-6,450.72	.00	-15,624.53	
TOTAL EXPENSES		33,240.00	33,240.00	104.17	.00	423.81	32,712.02	

**075 DISPUTE RESOLUTION**

**000 UNDEFINED**

075 438000	ADR FEES	-273,600.00	-273,600.00	-170,059.92	-26,227.51	.00	-103,540.08	62.2
075 438100	ADMIN FEES	-30,000.00	-30,000.00	-18,950.00	-3,075.00	.00	-11,050.00	63.2
075 438210	MEDIATION FEES	-41,000.00	-41,000.00	-40,113.70	-3,867.50	.00	-886.30	97.8
075 438400	TRAINING FEES	-25,750.00	-25,750.00	-20,825.00	-2,625.00	.00	-4,925.00	80.9
075 438500	ADR FEE OTH COUNTY	-1,000.00	-1,000.00	-469.90	-120.00	.00	-530.10	47.0
075 470000	INTEREST INCOME	.00	.00	-2.46	.00	.00	2.46	100.0
075 907600	XFER TO USDA-AG-MEDIATI	.00	.00	38,619.97	13,361.10	.00	-38,619.97	100.0
075 907800	XFER TO MEDIATION & MEN	1,052.00	1,052.00	738.71	.00	.00	313.29	70.2
TOTAL UNDEFINED		-370,298.00	-370,298.00	-211,062.30	-22,553.91	.00	-159,235.70	57.0%

**075 DISPUTE RESOLUTION**

07507525 500200	APPOINTED OFFICIAL	51,916.00	51,916.00	34,861.06	1,815.23	.00	17,054.94	67.1
07507525 500600	STAFF EMPLOYEES	131,000.00	131,000.00	79,314.12	4,068.19	.00	51,685.88	60.5
07507525 500800	TEMPORARY	15,680.00	15,680.00	28,189.91	2,417.50	.00	-12,509.91	179.8
07507525 510100	FICA	12,386.00	12,386.00	8,604.80	508.51	.00	3,781.20	69.5
07507525 510200	MEDICARE	2,817.00	2,817.00	2,012.58	118.93	.00	804.42	71.4

**BUDGET SUMMARIES REPORT**  
ACCOUNT SUMMARY JUNE 2022

FOR 2022 09

	ORIGINAL APPROP	REVISED BUDGET	YTD ACTUAL	MTD ACTUAL	ENCUMBRANCES	AVAILABLE BUDGET	PCT USE/COL
07507525 510300 RETIREMENT	20,453.00	20,453.00	13,548.52	700.12	.00	6,904.48	66.2
07507525 510400 GROUP HEALTH INSUR	28,050.00	28,050.00	15,937.62	627.61	.00	12,112.38	56.8
07507525 510500 GROUP DENTAL INSUR	1,545.00	1,545.00	825.96	35.68	.00	719.04	53.5
07507525 510600 LIFE INSURANCE	225.00	225.00	113.76	6.32	.00	111.24	50.6
07507525 510700 UNEMPLOYMENT INSUR	162.00	162.00	136.33	8.31	.00	25.67	84.2
07507525 510900 WORKER'S COMPENSAT	544.00	544.00	384.34	22.41	.00	159.66	70.7
07507525 520100 SUPPLIES/OTH OPER	10,540.00	10,540.00	8,078.34	1,486.14	2,358.81	102.85	99.0
07507525 520500 MARKETING	1,000.00	1,000.00	558.40	23.99	.00	441.60	55.8
07507525 522800 LAW BOOKS	1,500.00	1,500.00	845.00	.00	655.00	.00	100.0
07507525 540100 COMMUNICATIONS - M	1,500.00	1,500.00	858.78	106.42	521.22	120.00	92.0
07507525 550300 TRAVEL AND TRAININ	8,948.00	8,948.00	2,501.54	.00	.00	6,446.46	28.0
07507525 550500 ASSOCIATION DUES	1,246.00	1,246.00	1,198.50	765.00	.00	47.50	96.2
07507525 561400 PROFESSIONAL SERVI	4,000.00	4,000.00	3,206.72	579.85	753.28	40.00	99.0
07507525 562200 CONTRACT SERVICES	76,786.00	76,786.00	59,585.23	10,929.16	.00	17,200.77	77.6
TOTAL DISPUTE RESOLUTION	370,298.00	370,298.00	260,761.51	24,219.37	4,288.31	105,248.18	71.6%
TOTAL DISPUTE RESOLUTION	.00	.00	49,699.21	1,665.46	4,288.31	-53,987.52	100.0%
TOTAL REVENUES	-371,350.00	-371,350.00	-250,420.98	-35,915.01	.00	-120,929.02	
TOTAL EXPENSES	371,350.00	371,350.00	300,120.19	37,580.47	4,288.31	66,941.50	
<b>076 USDA AG MEDIATION GRANT</b>							
<b>000 UNDEFINED</b>							
076 422010 FSA-USDA GRANT REVENUE	-300,000.00	-300,000.00	-94,747.94	-34,483.40	.00	-205,252.06	31.6
076 438220 PROGRAM INCOME	-1,500.00	-1,500.00	-700.00	.00	.00	-800.00	46.7
076 480000 IN-KIND REVENUE	-118,500.00	-118,500.00	-1,986.29	-1,417.50	.00	-116,513.71	1.7
076 807500 XFER FROM DISPUTE RESOL	.00	.00	-38,619.97	-13,361.10	.00	38,619.97	100.0
TOTAL UNDEFINED	-420,000.00	-420,000.00	-136,054.20	-49,262.00	.00	-283,945.80	32.4%
<b>076 USDA AG MEDIATION GRANT</b>							
07607625 500200 APPOINTED OFFICIAL	42,477.00	42,477.00	31,195.89	1,633.70	.00	11,281.11	73.4
07607625 500600 STAFF EMPLOYEES	134,881.00	134,881.00	60,858.83	3,125.12	.00	74,022.17	45.1
07607625 510100 FICA	11,268.00	11,268.00	5,463.33	286.85	.00	5,804.67	48.5
07607625 510200 MEDICARE	2,636.00	2,636.00	1,277.65	67.08	.00	1,358.35	48.5
07607625 510300 RETIREMENT	20,191.00	20,191.00	10,736.89	566.29	.00	9,454.11	53.2

**BUDGET SUMMARIES REPORT**  
ACCOUNT SUMMARY JUNE 2022

FOR 2022 09

	ORIGINAL APPROP	REVISED BUDGET	YTD ACTUAL	MTD ACTUAL	ENCUMBRANCES	AVAILABLE BUDGET	PCT USE/COL
07607625 510400 GROUP HEALTH INSUR	24,000.00	24,000.00	9,763.55	452.34	.00	14,236.45	40.7
07607625 510500 GROUP DENTAL INSUR	1,325.00	1,325.00	556.30	26.83	.00	768.70	42.0
07607625 510600 LIFE INSURANCE	200.00	200.00	84.51	4.41	.00	115.49	42.3
07607625 510700 UNEMPLOYMENT INSUR	122.00	122.00	84.73	4.76	.00	37.27	69.5
07607625 510900 WORKER'S COMPENSAT	411.00	411.00	248.51	12.85	.00	162.49	60.5
07607625 520100 SUPPLIES/OTH OPER	4,000.00	4,000.00	1,183.02	.00	427.43	2,389.55	40.3
07607625 520500 MARKETING	800.00	5,800.00	1,275.00	700.00	.00	4,525.00	22.0
07607625 522500 POSTAGE	200.00	200.00	.00	.00	.00	200.00	.0
07607625 550300 TRAVEL AND TRAININ	35,189.00	30,189.00	4,655.20	440.00	.00	25,533.80	15.4
07607625 562200 CONTRACT SERVICES	23,800.00	23,800.00	6,684.50	917.00	.00	17,115.50	28.1
07607625 599000 IN-KIND EXPENSE	118,500.00	118,500.00	1,986.29	1,417.50	.00	116,513.71	1.7
TOTAL USDA AG MEDIATION GRANT	420,000.00	420,000.00	136,054.20	9,654.73	427.43	283,518.37	32.5%
TOTAL USDA AG MEDIATION GRANT	.00	.00	.00	-39,607.27	427.43	-427.43	100.0%
TOTAL REVENUES	-420,000.00	-420,000.00	-136,054.20	-49,262.00	.00	-283,945.80	
TOTAL EXPENSES	420,000.00	420,000.00	136,054.20	9,654.73	427.43	283,518.37	

**077 DOMESTIC RELATIONS OFFICE**

**000 UNDEFINED**

077 438010 DRO FEES LUBBOCK COUNTY	-23,000.00	-23,000.00	-14,147.32	-2,058.60	.00	-8,852.68	61.5
077 438100 ADMIN FEES	.00	.00	-162.50	.00	.00	162.50	100.0
077 438200 SERVICE FEES	-43,000.00	-43,000.00	-25,639.58	-2,695.00	.00	-17,360.42	59.6
077 438510 SUPERVISED VISITATION	-16,000.00	-16,000.00	-16,000.00	-2,120.00	.00	.00	100.0
077 438700 COMMUNITY SUPERVISION	-145,110.00	-145,110.00	-82,021.24	-8,706.79	.00	-63,088.76	56.5
077 470000 INTEREST INCOME	.00	.00	-69.13	.00	.00	69.13	100.0
TOTAL UNDEFINED	-227,110.00	-227,110.00	-138,039.77	-15,580.39	.00	-89,070.23	60.8%

**075 DISPUTE RESOLUTION**

07707525 500200 APPOINTED OFFICIAL	.00	.00	3,267.36	181.52	.00	-3,267.36	100.0
07707525 500600 STAFF EMPLOYEES	89,500.00	89,500.00	38,610.46	2,010.45	.00	50,889.54	43.1
07707525 500800 TEMPORARY	30,100.00	30,100.00	12,234.35	640.00	.00	17,865.65	40.6
07707525 510100 FICA	7,046.00	7,046.00	3,309.04	173.55	.00	3,736.96	47.0
07707525 510200 MEDICARE	1,648.00	1,648.00	773.83	40.59	.00	874.17	47.0
07707525 510300 RETIREMENT	9,286.00	9,286.00	4,895.05	260.85	.00	4,390.95	52.7

**BUDGET SUMMARIES REPORT**  
ACCOUNT SUMMARY JUNE 2022

FOR 2022 09

	ORIGINAL APPROP	REVISED BUDGET	YTD ACTUAL	MTD ACTUAL	ENCUMBRANCES	AVAILABLE BUDGET	PCT USE/COL
07707525 510400 GROUP HEALTH INSUR	15,834.00	15,834.00	6,463.52	327.78	.00	9,370.48	40.8
07707525 510500 GROUP DENTAL INSUR	880.00	880.00	351.47	18.02	.00	528.53	39.9
07707525 510600 LIFE INSURANCE	130.00	130.00	51.70	2.71	.00	78.30	39.8
07707525 510700 UNEMPLOYMENT INSUR	164.00	164.00	56.58	2.82	.00	107.42	34.5
07707525 510900 WORKER'S COMPENSAT	383.00	383.00	146.11	7.65	.00	236.89	38.1
07707525 520100 SUPPLIES/OTH OPER	2,500.00	3,500.00	1,556.89	861.22	1,490.72	452.39	87.1
07707525 522800 LAW BOOKS	200.00	200.00	.00	.00	200.00	.00	100.0
07707525 523100 NON-CAPITAL EQUIPM	.00	3,500.00	.00	.00	3,444.46	55.54	98.4
07707525 550300 TRAVEL AND TRAININ	5,100.00	6,100.00	636.95	.00	.00	5,463.05	10.4
07707525 550500 ASSOCIATION DUES	310.00	610.00	555.00	.00	.00	55.00	91.0
07707525 562200 CONTRACT SERVICES	64,029.00	64,029.00	42,637.64	8,427.25	.00	21,391.36	66.6
TOTAL DISPUTE RESOLUTION	227,110.00	232,910.00	115,545.95	12,954.41	5,135.18	112,228.87	51.8%
TOTAL DOMESTIC RELATIONS OFFIC	.00	5,800.00	-22,493.82	-2,625.98	5,135.18	23,158.64	-299.3%
TOTAL REVENUES	-227,110.00	-227,110.00	-138,039.77	-15,580.39	.00	-89,070.23	
TOTAL EXPENSES	227,110.00	232,910.00	115,545.95	12,954.41	5,135.18	112,228.87	

**078 MEDIATION & MENTAL HEALTH GRAN**

**000 UNDEFINED**

078 420100 GRANT REVENUE	-8,759.00	-8,759.00	-4,741.46	.00	.00	-4,017.54	54.1
078 480000 IN-KIND REVENUE	-4,791.00	-4,791.00	-1,146.53	.00	.00	-3,644.47	23.9
078 807500 XFER FROM DISPUTE RESOL	-1,052.00	-1,052.00	-738.71	.00	.00	-313.29	70.2
TOTAL UNDEFINED	-14,602.00	-14,602.00	-6,626.70	.00	.00	-7,975.30	45.4%

**076 USDA AG MEDIATION GRANT**

07807625 520100 SUPPLIES/OTH OPER	500.00	500.00	440.17	.00	.00	59.83	88.0
07807625 562200 CONTRACT SERVICES	9,311.00	9,311.00	5,040.00	.00	2,731.85	1,539.15	83.5
07807625 599000 IN-KIND EXPENSE	4,791.00	4,791.00	1,146.53	.00	.00	3,644.47	23.9
TOTAL USDA AG MEDIATION GRANT	14,602.00	14,602.00	6,626.70	.00	2,731.85	5,243.45	64.1%
TOTAL MEDIATION & MENTAL HEALT	.00	.00	.00	.00	2,731.85	-2,731.85	100.0%
TOTAL REVENUES	-14,602.00	-14,602.00	-6,626.70	.00	.00	-7,975.30	
TOTAL EXPENSES	14,602.00	14,602.00	6,626.70	.00	2,731.85	5,243.45	

**079 VENUE HOT & STVR TAX**

**BUDGET SUMMARIES REPORT**  
ACCOUNT SUMMARY JUNE 2022

FOR 2022 09

079	VENUE HOT & STVR TAX	ORIGINAL APPROP	REVISED BUDGET	YTD ACTUAL	MTD ACTUAL	ENCUMBRANCES	AVAILABLE BUDGET	PCT USE/COL
<b>000 UNDEFINED</b>								
079 401200	HOT TAX	-1,700,000.00	-1,700,000.00	-1,552,885.18	-242,122.60	.00	-147,114.82	91.3
079 401400	HOT TAX PENALTY & INTER	-3,000.00	-3,000.00	-897.41	-204.32	.00	-2,102.59	29.9
079 401600	SHORT TERM VEHICLE RENT	-600,000.00	-600,000.00	-539,224.58	-82,118.70	.00	-60,775.42	89.9
079 401700	STVR PENALTY AND INTERE	-2,000.00	-2,000.00	-376.17	-371.53	.00	-1,623.83	18.8
079 470000	INTEREST INCOME	-40,000.00	-40,000.00	-12,094.62	-4,454.54	.00	-27,905.38	30.2
079 489900	OTHER REVENUE	.00	.00	-6,395.78	.00	.00	6,395.78	100.0
079 920800	XFER TO SPECIAL TAX REV	609,952.00	1,219,904.00	1,219,903.50	.00	.00	.50	100.0
TOTAL UNDEFINED		-1,735,048.00	-1,125,096.00	-891,970.24	-329,271.69	.00	-233,125.76	79.3%
<b>001 COMMISSIONERS' COURT</b>								
07900110 520100	SUPPLIES/OTH OPER	1,500.00	1,500.00	245.00	.00	.00	1,255.00	16.3
07900110 561400	PROFESSIONAL SERVI	45,000.00	45,000.00	.00	.00	.00	45,000.00	.0
07900110 599900	OTHER CHARGES	1,688,548.00	1,688,548.00	.00	.00	.00	1,688,548.00	.0
TOTAL COMMISSIONERS' COURT		1,735,048.00	1,735,048.00	245.00	.00	.00	1,734,803.00	.0%
TOTAL VENUE HOT & STVR TAX		.00	609,952.00	-891,725.24	-329,271.69	.00	1,501,677.24	-146.2%
TOTAL REVENUES		-2,345,000.00	-2,345,000.00	-2,111,873.74	-329,271.69	.00	-233,126.26	
TOTAL EXPENSES		2,345,000.00	2,954,952.00	1,220,148.50	.00	.00	1,734,803.50	
<b>081 LAW LIBRARY</b>								
<b>000 UNDEFINED</b>								
081 450900	COUNTY CLERK	-67,500.00	-67,500.00	-45,990.01	-6,580.00	.00	-21,509.99	68.1
081 451000	DISTRICT CLERK	-104,700.00	-104,700.00	-71,865.06	-11,380.15	.00	-32,834.94	68.6
081 470000	INTEREST INCOME	.00	.00	-6.28	.00	.00	6.28	100.0
081 484601	COPIES-NETWORK PRINTER	-200.00	-200.00	-78.00	-8.80	.00	-122.00	39.0
081 489900	OTHER REVENUE	.00	.00	-4.75	-4.75	.00	4.75	100.0
081 801100	XFER FROM GENERAL FUND	-30,475.00	-30,475.00	-30,475.00	.00	.00	.00	100.0
TOTAL UNDEFINED		-202,875.00	-202,875.00	-148,419.10	-17,973.70	.00	-54,455.90	73.2%
<b>081 LAW LIBRARY</b>								
08108125 500600	STAFF EMPLOYEES	58,543.00	58,543.00	42,996.37	2,251.68	.00	15,546.63	73.4



**BUDGET SUMMARIES REPORT**  
ACCOUNT SUMMARY JUNE 2022

FOR 2022 09

	ORIGINAL APPROP	REVISED BUDGET	YTD ACTUAL	MTD ACTUAL	ENCUMBRANCES	AVAILABLE BUDGET	PCT USE/COL
08108125 500800 TEMPORARY	2,640.00	2,640.00	1,331.25	172.50	.00	1,308.75	50.4
08108125 510100 FICA	3,416.00	3,416.00	2,694.13	147.29	.00	721.87	78.9
08108125 510200 MEDICARE	1,163.00	1,163.00	630.10	34.45	.00	532.90	54.2
08108125 510300 RETIREMENT	5,866.00	5,866.00	5,025.92	267.95	.00	840.08	85.7
08108125 510400 GROUP HEALTH INSUR	7,531.00	7,531.00	5,495.64	287.73	.00	2,035.36	73.0
08108125 510500 GROUP DENTAL INSUR	415.00	415.00	299.68	15.69	.00	115.32	72.2
08108125 510600 LIFE INSURANCE	60.00	60.00	42.78	2.24	.00	17.22	71.3
08108125 510700 UNEMPLOYMENT INSUR	51.00	51.00	42.96	2.42	.00	8.04	84.2
08108125 510900 WORKER'S COMPENSAT	448.00	448.00	372.29	20.36	.00	75.71	83.1
08108125 520100 SUPPLIES/OTH OPER	900.00	900.00	618.16	179.34	.00	281.84	68.7
08108125 550300 TRAVEL AND TRAININ	1,787.00	1,787.00	962.96	695.00	.00	824.04	53.9
08108125 550500 ASSOCIATION DUES	291.00	291.00	281.00	.00	.00	10.00	96.6
08108125 561400 PROFESSIONAL SERVI	20,078.00	20,078.00	15,056.31	1,673.09	610.00	4,411.69	78.0
08108125 630200 BOOKS AND PERIODIC	99,686.00	99,686.00	84,994.09	5,266.00	14,167.00	524.91	99.5
TOTAL LAW LIBRARY	202,875.00	202,875.00	160,843.64	11,015.74	14,777.00	27,254.36	86.6%
TOTAL LAW LIBRARY	.00	.00	12,424.54	-6,957.96	14,777.00	-27,201.54	100.0%
TOTAL REVENUES	-202,875.00	-202,875.00	-148,419.10	-17,973.70	.00	-54,455.90	
TOTAL EXPENSES	202,875.00	202,875.00	160,843.64	11,015.74	14,777.00	27,254.36	
<b>083 ELECTION SERVICES</b>							
<b>000 UNDEFINED</b>							
083 453000 ELECTION SERVICES CONTR	-769,775.00	-769,775.00	-335,353.18	-74,398.15	.00	-434,421.82	43.6
TOTAL UNDEFINED	-769,775.00	-769,775.00	-335,353.18	-74,398.15	.00	-434,421.82	43.6%
<b>077 ELECTIONS</b>							
08307770 500600 STAFF EMPLOYEES	45,001.00	45,001.00	15,161.14	.00	.00	29,839.86	33.7
08307770 500700 OVERTIME COMPENSAT	45,000.00	45,000.00	19,168.94	-20,900.65	.00	25,831.06	42.6
08307770 500800 TEMPORARY	20,000.00	20,000.00	.00	.00	.00	20,000.00	.0
08307770 510100 FICA	6,820.00	6,820.00	3,253.59	.00	.00	3,566.41	47.7
08307770 510200 MEDICARE	1,595.00	1,595.00	760.96	.00	.00	834.04	47.7
08307770 510300 RETIREMENT	9,999.00	9,999.00	6,424.28	.00	.00	3,574.72	64.2
08307770 510400 GROUP HEALTH INSUR	.00	.00	7,832.00	.00	.00	-7,832.00	100.0
08307770 510500 GROUP DENTAL INSUR	.00	.00	383.76	.00	.00	-383.76	100.0

**BUDGET SUMMARIES REPORT**  
ACCOUNT SUMMARY JUNE 2022

FOR 2022 09

	ORIGINAL APPROP	REVISED BUDGET	YTD ACTUAL	MTD ACTUAL	ENCUMBRANCES	AVAILABLE BUDGET	PCT USE/COL
08307770 510600 LIFE INSURANCE	.00	.00	46.35	.00	.00	-46.35	100.0
08307770 510700 UNEMPLOYMENT INSUR	116.00	116.00	50.08	.00	.00	65.92	43.2
08307770 510900 WORKER'S COMPENSAT	297.00	297.00	2,404.31	.00	.00	-2,107.31	809.5
08307770 520100 SUPPLIES/OTH OPER	46,947.00	46,947.00	13,214.02	.00	.00	33,732.98	28.1
08307770 522500 POSTAGE	25,000.00	25,000.00	13,493.33	13,493.33	500.07	11,006.60	56.0
08307770 522900 PUBLICATIONS LEGAL	500.00	500.00	73.94	.00	.00	426.06	14.8
08307770 530200 VEHICLE OPERATION/	4,500.00	4,500.00	899.83	548.11	2,100.17	1,500.00	66.7
08307770 550300 TRAVEL AND TRAININ	10,000.00	10,000.00	1,862.34	.00	.00	8,137.66	18.6
08307770 561400 PROFESSIONAL SERVI	18,000.00	18,000.00	.00	.00	.00	18,000.00	.0
08307770 562200 CONTRACT SERVICES	500,000.00	500,000.00	222,460.11	-19,952.46	194,452.15	83,087.74	83.4
08307770 570100 RENTALS AND LEASES	36,000.00	36,000.00	27,864.20	14,023.93	8,135.80	.00	100.0
TOTAL ELECTIONS	769,775.00	769,775.00	335,353.18	-12,787.74	205,188.19	229,233.63	70.2%
TOTAL ELECTION SERVICES	.00	.00	.00	-87,185.89	205,188.19	-205,188.19	100.0%
TOTAL REVENUES	-769,775.00	-769,775.00	-335,353.18	-74,398.15	.00	-434,421.82	
TOTAL EXPENSES	769,775.00	769,775.00	335,353.18	-12,787.74	205,188.19	229,233.63	
<b>084 HELP AMERICA VOTE ACT</b>							
<b>000 UNDEFINED</b>							
084 420100 GRANT REVENUE	.00	-4,024,697.00	-4,024,697.00	.00	.00	.00	100.0
TOTAL UNDEFINED	.00	-4,024,697.00	-4,024,697.00	.00	.00	.00	100.0%
<b>077 ELECTIONS</b>							
08407770 523100 NON-CAPITAL EQUIPM	.00	4,024,697.00	.00	.00	4,024,697.00	.00	100.0
TOTAL ELECTIONS	.00	4,024,697.00	.00	.00	4,024,697.00	.00	100.0%
TOTAL HELP AMERICA VOTE ACT	.00	.00	-4,024,697.00	.00	4,024,697.00	.00	.0%
TOTAL REVENUES	.00	-4,024,697.00	-4,024,697.00	.00	.00	.00	
TOTAL EXPENSES	.00	4,024,697.00	.00	.00	4,024,697.00	.00	
<b>085 ELECTION ADMINISTRATION</b>							
<b>000 UNDEFINED</b>							
085 453000 ELECTION SERVICES CONTR	-64,000.00	-64,000.00	-48,865.62	-48,865.62	.00	-15,134.38	76.4

**BUDGET SUMMARIES REPORT**  
ACCOUNT SUMMARY JUNE 2022

FOR 2022 09

085	ELECTION ADMINISTRATION	ORIGINAL APPROP	REVISED BUDGET	YTD ACTUAL	MTD ACTUAL	ENCUMBRANCES	AVAILABLE BUDGET	PCT USE/COL
085 470000	INTEREST INCOME	.00	.00	-640.42	.00	.00	640.42	100.0
	TOTAL UNDEFINED	-64,000.00	-64,000.00	-49,506.04	-48,865.62	.00	-14,493.96	77.4%

**077 ELECTIONS**

08507770 530800	SOFTWARE MAINTENAN	36,500.00	36,500.00	19,337.00	.00	.00	17,163.00	53.0
08507770 550300	TRAVEL AND TRAININ	27,500.00	27,500.00	1,707.75	.00	.00	25,792.25	6.2
	TOTAL ELECTIONS	64,000.00	64,000.00	21,044.75	.00	.00	42,955.25	32.9%
	TOTAL ELECTION ADMINISTRATION	.00	.00	-28,461.29	-48,865.62	.00	28,461.29	100.0%
	TOTAL REVENUES	-64,000.00	-64,000.00	-49,506.04	-48,865.62	.00	-14,493.96	
	TOTAL EXPENSES	64,000.00	64,000.00	21,044.75	.00	.00	42,955.25	

**086 ELECTION EQUIPMENT**

**000 UNDEFINED**

086 453000	ELECTION SERVICES CONTR	-75,000.00	-75,000.00	-127,773.46	-127,773.46	.00	52,773.46	170.4
086 470000	INTEREST INCOME	.00	.00	-773.83	.00	.00	773.83	100.0
086 736100	DRAW FROM RESERVES	-100.00	-100.00	.00	.00	.00	-100.00	.0
	TOTAL UNDEFINED	-75,100.00	-75,100.00	-128,547.29	-127,773.46	.00	53,447.29	171.2%

**077 ELECTIONS**

08607770 530100	EQUIPMENT OPER/MAI	75,100.00	81,200.00	79,500.00	.00	.00	1,700.00	97.9
	TOTAL ELECTIONS	75,100.00	81,200.00	79,500.00	.00	.00	1,700.00	97.9%
	TOTAL ELECTION EQUIPMENT	.00	6,100.00	-49,047.29	-127,773.46	.00	55,147.29	-804.1%
	TOTAL REVENUES	-75,100.00	-75,100.00	-128,547.29	-127,773.46	.00	53,447.29	
	TOTAL EXPENSES	75,100.00	81,200.00	79,500.00	.00	.00	1,700.00	

**090 DIST CLK RECORDS MGT. AND PRES**

**000 UNDEFINED**

**BUDGET SUMMARIES REPORT**  
ACCOUNT SUMMARY JUNE 2022

FOR 2022 09

090	DIST CLK RECORDS MGT. AND PRES	ORIGINAL APPROP	REVISED BUDGET	YTD ACTUAL	MTD ACTUAL	ENCUMBRANCES	AVAILABLE BUDGET	PCT USE/COL
090 431200	DISTRICT CLERK RECORDS	-18,800.00	-18,800.00	-4,899.36	-78.23	.00	-13,900.64	26.1
090 470000	INTEREST INCOME	-600.00	-600.00	-203.49	.00	.00	-396.51	33.9
090 736100	DRAW FROM RESERVES	-22,301.00	-22,301.00	.00	.00	.00	-22,301.00	.0
TOTAL UNDEFINED		-41,701.00	-41,701.00	-5,102.85	-78.23	.00	-36,598.15	12.2%
<b>023 DISTRICT CLERK</b>								
09002320 500800	TEMPORARY	20,600.00	20,600.00	7,608.00	465.00	.00	12,992.00	36.9
09002320 510100	FICA	1,277.00	1,277.00	471.71	28.83	.00	805.29	36.9
09002320 510200	MEDICARE	299.00	299.00	110.32	6.74	.00	188.68	36.9
09002320 510700	UNEMPLOYMENT INSUR	16.00	16.00	7.25	.47	.00	8.75	45.3
09002320 510900	WORKER'S COMPENSAT	9.00	9.00	20.53	1.26	.00	-11.53	228.1
09002320 520100	SUPPLIES/OTH OPER	16,500.00	16,500.00	784.00	.00	1,450.00	14,266.00	13.5
09002320 562200	CONTRACT SERVICES	3,000.00	3,000.00	.00	.00	.00	3,000.00	.0
TOTAL DISTRICT CLERK		41,701.00	41,701.00	9,001.81	502.30	1,450.00	31,249.19	25.1%
TOTAL DIST CLK RECORDS MGT. AN		.00	.00	3,898.96	424.07	1,450.00	-5,348.96	100.0%
TOTAL REVENUES		-41,701.00	-41,701.00	-5,102.85	-78.23	.00	-36,598.15	
TOTAL EXPENSES		41,701.00	41,701.00	9,001.81	502.30	1,450.00	31,249.19	
<b>091 CTY CLK RECORDS MGT. AND PRES</b>								
<b>000 UNDEFINED</b>								
091 431200	COUNTY CLERK RECORDS MG	-545,725.00	-545,725.00	-477,136.19	-50,827.56	.00	-68,588.81	87.4
091 470000	INTEREST INCOME	-10,000.00	-10,000.00	-13,708.41	.00	.00	3,708.41	137.1
091 736100	DRAW FROM RESERVES	-90,267.00	-90,267.00	.00	.00	.00	-90,267.00	.0
TOTAL UNDEFINED		-645,992.00	-645,992.00	-490,844.60	-50,827.56	.00	-155,147.40	76.0%
<b>003 COUNTY CLERK</b>								
09100310 500600	STAFF EMPLOYEES	105,000.00	105,000.00	24,060.02	1,260.00	.00	80,939.98	22.9
09100310 500700	OVERTIME COMPENSAT	1,000.00	1,000.00	.00	.00	.00	1,000.00	.0

**BUDGET SUMMARIES REPORT**  
ACCOUNT SUMMARY JUNE 2022

FOR 2022 09

	ORIGINAL APPROP	REVISED BUDGET	YTD ACTUAL	MTD ACTUAL	ENCUMBRANCES	AVAILABLE BUDGET	PCT USE/COL
09100310 500900 PART TIME POSITION	37,534.00	37,534.00	8,368.45	.00	.00	29,165.55	22.3
09100310 510100 FICA	8,899.00	8,899.00	1,943.97	76.36	.00	6,955.03	21.8
09100310 510200 MEDICARE	2,082.00	2,082.00	454.68	17.86	.00	1,627.32	21.8
09100310 510300 RETIREMENT	15,947.00	15,947.00	3,781.36	149.94	.00	12,165.64	23.7
09100310 510400 GROUP HEALTH INSUR	15,062.00	15,062.00	5,495.64	287.73	.00	9,566.36	36.5
09100310 510500 GROUP DENTAL INSUR	830.00	830.00	299.68	15.69	.00	530.32	36.1
09100310 510600 LIFE INSURANCE	120.00	120.00	42.78	2.24	.00	77.22	35.7
09100310 510700 UNEMPLOYMENT INSUR	130.00	130.00	30.66	1.26	.00	99.34	23.6
09100310 510900 WORKER'S COMPENSAT	388.00	388.00	87.52	3.40	.00	300.48	22.6
09100310 520100 SUPPLIES/OTH OPER	34,000.00	29,200.00	.00	.00	.00	29,200.00	.0
09100310 523100 NON-CAPITAL EQUIPM	.00	4,800.00	.00	.00	4,693.95	106.05	97.8
09100310 530100 EQUIPMENT OPER/MAI	15,000.00	15,000.00	.00	.00	.00	15,000.00	.0
09100310 561400 PROFESSIONAL SERVI	210,000.00	210,000.00	.00	.00	.00	210,000.00	.0
09100310 562200 CONTRACT SERVICES	200,000.00	200,000.00	.00	.00	.00	200,000.00	.0
TOTAL COUNTY CLERK	645,992.00	645,992.00	44,564.76	1,814.48	4,693.95	596,733.29	7.6%
TOTAL CTY CLK RECORDS MGT. AND	.00	.00	-446,279.84	-49,013.08	4,693.95	441,585.89	100.0%
TOTAL REVENUES	-645,992.00	-645,992.00	-490,844.60	-50,827.56	.00	-155,147.40	
TOTAL EXPENSES	645,992.00	645,992.00	44,564.76	1,814.48	4,693.95	596,733.29	
<b>092 CTY RECORDS MGT. AND PRES</b>							
<b>000 UNDEFINED</b>							
092 431400 COUNTY RECORDS MGT. & P	-58,000.00	-58,000.00	-90,401.72	-22,188.20	.00	32,401.72	155.9
092 470000 INTEREST INCOME	-6,000.00	-6,000.00	-1,087.55	.00	.00	-4,912.45	18.1
092 736100 DRAW FROM RESERVES	-18,948.00	-18,948.00	.00	.00	.00	-18,948.00	.0
TOTAL UNDEFINED	-82,948.00	-82,948.00	-91,489.27	-22,188.20	.00	8,541.27	110.3%
<b>001 COMMISSIONERS' COURT</b>							
09200110 500600 STAFF EMPLOYEES	55,000.00	55,000.00	40,100.00	2,100.00	.00	14,900.00	72.9
09200110 510100 FICA	3,385.00	3,385.00	2,230.52	116.82	.00	1,154.48	65.9
09200110 510200 MEDICARE	792.00	792.00	521.67	27.32	.00	270.33	65.9
09200110 510300 RETIREMENT	6,066.00	6,066.00	4,687.37	249.90	.00	1,378.63	77.3
09200110 510400 GROUP HEALTH INSUR	7,531.00	7,531.00	7,389.41	386.88	.00	141.59	98.1
09200110 510500 GROUP DENTAL INSUR	415.00	415.00	339.41	17.77	.00	75.59	81.8

**BUDGET SUMMARIES REPORT**  
ACCOUNT SUMMARY JUNE 2022

FOR 2022 09

	ORIGINAL APPROP	REVISED BUDGET	YTD ACTUAL	MTD ACTUAL	ENCUMBRANCES	AVAILABLE BUDGET	PCT USE/COL
09200110 510600 LIFE INSURANCE	60.00	60.00	42.78	2.24	.00	17.22	71.3
09200110 510700 UNEMPLOYMENT INSUR	47.00	47.00	38.96	2.10	.00	8.04	82.9
09200110 510900 WORKER'S COMPENSAT	459.00	459.00	336.84	17.64	.00	122.16	73.4
09200110 520100 SUPPLIES/OTH OPER	6,193.00	6,193.00	.00	.00	.00	6,193.00	.0
09200110 550300 TRAVEL AND TRAININ	3,000.00	3,000.00	.00	.00	.00	3,000.00	.0
TOTAL COMMISSIONERS' COURT	82,948.00	82,948.00	55,686.96	2,920.67	.00	27,261.04	67.1%
TOTAL CTY RECORDS MGT. AND PRE	.00	.00	-35,802.31	-19,267.53	.00	35,802.31	100.0%
TOTAL REVENUES	-82,948.00	-82,948.00	-91,489.27	-22,188.20	.00	8,541.27	
TOTAL EXPENSES	82,948.00	82,948.00	55,686.96	2,920.67	.00	27,261.04	
<b>093 COURTHOUSE SECURITY</b>							
<b>000 UNDEFINED</b>							
093 431510 COURTHOUSE SECURITY FEE	-110,000.00	-110,000.00	-117,155.97	-23,148.87	.00	7,155.97	106.5
093 470000 INTEREST INCOME	.00	.00	-45.14	.00	.00	45.14	100.0
TOTAL UNDEFINED	-110,000.00	-110,000.00	-117,201.11	-23,148.87	.00	7,201.11	106.5%
<b>046 SHERIFF</b>							
09304630 500600 STAFF EMPLOYEES	64,194.00	64,194.00	101,076.36	5,557.24	.00	-36,882.36	157.5
09304630 500700 OVERTIME COMPENSAT	3,000.00	3,000.00	29.89	.00	.00	2,970.11	1.0
09304630 501300 LONGEVITY	1,180.00	1,180.00	428.80	.00	.00	751.20	36.3
09304630 510100 FICA	4,078.00	4,078.00	6,104.26	333.88	.00	-2,026.26	149.7
09304630 510200 MEDICARE	954.00	954.00	1,427.63	78.08	.00	-473.63	149.6
09304630 510300 RETIREMENT	6,946.00	6,946.00	11,859.19	661.32	.00	-4,913.19	170.7
09304630 510400 GROUP HEALTH INSUR	11,071.00	11,071.00	13,394.66	704.15	.00	-2,323.66	121.0
09304630 510500 GROUP DENTAL INSUR	610.00	610.00	820.72	43.13	.00	-210.72	134.5
09304630 510600 LIFE INSURANCE	88.00	88.00	104.30	5.49	.00	-16.30	118.5
09304630 510700 UNEMPLOYMENT INSUR	59.00	59.00	101.00	5.55	.00	-42.00	171.2
09304630 510900 WORKER'S COMPENSAT	2,776.00	2,776.00	4,287.37	234.52	.00	-1,511.37	154.4
09304630 520100 SUPPLIES/OTH OPER	4,200.00	4,200.00	2,784.95	.00	1,006.00	409.05	90.3
09304630 522400 UNIFORMS	5,844.00	5,844.00	3,096.25	354.22	2,658.69	89.06	98.5
09304630 550300 TRAVEL AND TRAININ	5,000.00	5,000.00	350.00	.00	.00	4,650.00	7.0
TOTAL SHERIFF	110,000.00	110,000.00	145,865.38	7,977.58	3,664.69	-39,530.07	135.9%

**BUDGET SUMMARIES REPORT**  
ACCOUNT SUMMARY JUNE 2022

FOR 2022 09

	ORIGINAL APPROP	REVISED BUDGET	YTD ACTUAL	MTD ACTUAL	ENCUMBRANCES	AVAILABLE BUDGET	PCT USE/COL
TOTAL COURTHOUSE SECURITY	.00	.00	28,664.27	-15,171.29	3,664.69	-32,328.96	100.0%
TOTAL REVENUES	-110,000.00	-110,000.00	-117,201.11	-23,148.87	.00	7,201.11	
TOTAL EXPENSES	110,000.00	110,000.00	145,865.38	7,977.58	3,664.69	-39,530.07	
<b>094 COURT RECORD PRESERVATION</b>							
<b>000 UNDEFINED</b>							
094 430500 COUNTY CLERK COURT RECO	-20,000.00	-20,000.00	-4,390.00	-10.00	.00	-15,610.00	22.0
094 432600 DISTRICT CLERK COURT RE	-28,000.00	-28,000.00	-7,213.42	-40.00	.00	-20,786.58	25.8
094 470000 INTEREST INCOME	-600.00	-600.00	-852.97	.00	.00	252.97	142.2
TOTAL UNDEFINED	-48,600.00	-48,600.00	-12,456.39	-50.00	.00	-36,143.61	25.6%
<b>001 COMMISSIONERS' COURT</b>							
09400110 520200 SUPPLIES/OTH OPER	13,600.00	13,600.00	.00	.00	500.00	13,100.00	3.7
09400110 520300 SUPPLIES/OTH OPER	10,000.00	3,000.00	.00	.00	.00	3,000.00	.0
09400110 530400 EQUIPMENT OPER/MAI	5,000.00	5,000.00	.00	.00	.00	5,000.00	.0
09400110 562500 CONTRACT SERVICES	20,000.00	20,000.00	.00	.00	.00	20,000.00	.0
09400110 660300 CAPITAL OUTLAY-COU	.00	7,000.00	.00	.00	6,839.03	160.97	97.7
TOTAL COMMISSIONERS' COURT	48,600.00	48,600.00	.00	.00	7,339.03	41,260.97	15.1%
TOTAL COURT RECORD PRESERVATIO	.00	.00	-12,456.39	-50.00	7,339.03	5,117.36	100.0%
TOTAL REVENUES	-48,600.00	-48,600.00	-12,456.39	-50.00	.00	-36,143.61	
TOTAL EXPENSES	48,600.00	48,600.00	.00	.00	7,339.03	41,260.97	
<b>095 LOCAL TRUANCY PREVENT &amp; DIVERS</b>							
<b>000 UNDEFINED</b>							
095 435500 TRUANCY PREVENTION	-10,000.00	-10,000.00	-10,638.59	-3,718.86	.00	638.59	106.4
095 470000 INTEREST INCOME	-15.00	-15.00	-77.40	.00	.00	62.40	516.0
095 736100 DRAW FROM RESERVES	-9,318.00	-9,318.00	.00	.00	.00	-9,318.00	.0
TOTAL UNDEFINED	-19,333.00	-19,333.00	-10,715.99	-3,718.86	.00	-8,617.01	55.4%

**BUDGET SUMMARIES REPORT**  
ACCOUNT SUMMARY JUNE 2022

FOR 2022 09

	ORIGINAL APPROP	REVISED BUDGET	YTD ACTUAL	MTD ACTUAL	ENCUMBRANCES	AVAILABLE BUDGET	PCT USE/COL
<b>001 COMMISSIONERS' COURT</b>							
09500110 520100 SUPPLIES/OTH OPER	15,333.00	15,333.00	.00	.00	.00	15,333.00	.0
09500110 550300 TRAVEL AND TRAININ	4,000.00	4,000.00	.00	.00	.00	4,000.00	.0
TOTAL COMMISSIONERS' COURT	19,333.00	19,333.00	.00	.00	.00	19,333.00	.0%
TOTAL LOCAL TRUANCY PREVENT &	.00	.00	-10,715.99	-3,718.86	.00	10,715.99	100.0%
TOTAL REVENUES	-19,333.00	-19,333.00	-10,715.99	-3,718.86	.00	-8,617.01	
TOTAL EXPENSES	19,333.00	19,333.00	.00	.00	.00	19,333.00	
<b>096 HISTORICAL COMMISSION</b>							
<b>000 UNDEFINED</b>							
096 470000 INTEREST INCOME	-100.00	-100.00	-42.72	.00	.00	-57.28	42.7
096 472000 ROYALTIES & DONATIONS	-500.00	-500.00	.00	.00	.00	-500.00	.0
096 801100 XFER FROM GENERAL FUND	-5,550.00	-5,550.00	-5,550.00	.00	.00	.00	100.0
TOTAL UNDEFINED	-6,150.00	-6,150.00	-5,592.72	.00	.00	-557.28	90.9%
<b>001 COMMISSIONERS' COURT</b>							
09600110 520100 SUPPLIES/OTH OPER	1,500.00	1,500.00	676.53	.00	.00	823.47	45.1
09600110 523100 NON-CAPITAL EQUIPM	3,950.00	4,609.00	540.59	540.59	.00	4,068.41	11.7
09600110 550300 TRAVEL AND TRAININ	700.00	41.00	40.77	.00	.00	.23	99.4
TOTAL COMMISSIONERS' COURT	6,150.00	6,150.00	1,257.89	540.59	.00	4,892.11	20.5%
TOTAL HISTORICAL COMMISSION	.00	.00	-4,334.83	540.59	.00	4,334.83	100.0%
TOTAL REVENUES	-6,150.00	-6,150.00	-5,592.72	.00	.00	-557.28	
TOTAL EXPENSES	6,150.00	6,150.00	1,257.89	540.59	.00	4,892.11	
<b>097 CHILD ABUSE PREVENTION</b>							
<b>000 UNDEFINED</b>							
097 430100 CO CHILD ABUSE PREVENTI	-1,000.00	-1,000.00	-461.06	-163.72	.00	-538.94	46.1



**BUDGET SUMMARIES REPORT**  
ACCOUNT SUMMARY JUNE 2022

FOR 2022 09

097	CHILD ABUSE PREVENTION	ORIGINAL APPROP	REVISED BUDGET	YTD ACTUAL	MTD ACTUAL	ENCUMBRANCES	AVAILABLE BUDGET	PCT USE/COL
097 470000	INTEREST INCOME	-25.00	-25.00	-12.87	.00	.00	-12.13	51.5
097 736100	DRAW FROM RESERVES	-4,000.00	-4,000.00	.00	.00	.00	-4,000.00	.0
	TOTAL UNDEFINED	-5,025.00	-5,025.00	-473.93	-163.72	.00	-4,551.07	9.4%
<b>001 COMMISSIONERS' COURT</b>								
09700110	561400 PROFESSIONAL SERVI	5,025.00	5,025.00	.00	.00	.00	5,025.00	.0
	TOTAL COMMISSIONERS' COURT	5,025.00	5,025.00	.00	.00	.00	5,025.00	.0%
	TOTAL CHILD ABUSE PREVENTION	.00	.00	-473.93	-163.72	.00	473.93	100.0%
	TOTAL REVENUES	-5,025.00	-5,025.00	-473.93	-163.72	.00	-4,551.07	
	TOTAL EXPENSES	5,025.00	5,025.00	.00	.00	.00	5,025.00	
<b>099 CTY/DIST COURT TECHNOLOGY</b>								
<b>000 UNDEFINED</b>								
099 430510	COUNTY COURT TECHNOLOGY	-3,300.00	-3,300.00	-866.19	-7.74	.00	-2,433.81	26.2
099 432610	DISTRICT COURT TECHNOLO	-2,800.00	-2,800.00	-2,166.01	-1,069.59	.00	-633.99	77.4
099 470000	INTEREST INCOME	-750.00	-750.00	-224.94	.00	.00	-525.06	30.0
099 736100	DRAW FROM RESERVES	-150.00	-150.00	.00	.00	.00	-150.00	.0
	TOTAL UNDEFINED	-7,000.00	-7,000.00	-3,257.14	-1,077.33	.00	-3,742.86	46.5%
<b>001 COMMISSIONERS' COURT</b>								
09900110	520100 SUPPLIES/OTH OPER	2,500.00	2,500.00	.00	.00	.00	2,500.00	.0
09900110	530100 EQUIPMENT OPER/MAI	4,500.00	4,500.00	.00	.00	.00	4,500.00	.0
	TOTAL COMMISSIONERS' COURT	7,000.00	7,000.00	.00	.00	.00	7,000.00	.0%
	TOTAL CTY/DIST COURT TECHNOLOG	.00	.00	-3,257.14	-1,077.33	.00	3,257.14	100.0%
	TOTAL REVENUES	-7,000.00	-7,000.00	-3,257.14	-1,077.33	.00	-3,742.86	
	TOTAL EXPENSES	7,000.00	7,000.00	.00	.00	.00	7,000.00	
<b>102 DIST COURT RECORDS TECHNOLOGY</b>								
<b>000 UNDEFINED</b>								

**BUDGET SUMMARIES REPORT**  
ACCOUNT SUMMARY JUNE 2022

FOR 2022 09

102	DIST COURT RECORDS TECHNOLOGY	ORIGINAL APPROP	REVISED BUDGET	YTD ACTUAL	MTD ACTUAL	ENCUMBRANCES	AVAILABLE BUDGET	PCT USE/COL
102 437310	DISTRICT COURT RECORDS	-32,000.00	-32,000.00	-8,998.10	-71.20	.00	-23,001.90	28.1
102 470000	INTEREST INCOME	-1,500.00	-1,500.00	-318.26	.00	.00	-1,181.74	21.2
102 736100	DRAW FROM RESERVES	-30,750.00	-30,750.00	.00	.00	.00	-30,750.00	.0
TOTAL UNDEFINED		-64,250.00	-64,250.00	-9,316.36	-71.20	.00	-54,933.64	14.5%
<b>023 DISTRICT CLERK</b>								
10202320 530100	EQUIPMENT OPER/MAI	4,250.00	4,250.00	.00	.00	.00	4,250.00	.0
10202320 562200	CONTRACT SERVICES	60,000.00	60,000.00	.00	.00	.00	60,000.00	.0
TOTAL DISTRICT CLERK		64,250.00	64,250.00	.00	.00	.00	64,250.00	.0%
TOTAL DIST COURT RECORDS TECHN		.00	.00	-9,316.36	-71.20	.00	9,316.36	100.0%
TOTAL REVENUES		-64,250.00	-64,250.00	-9,316.36	-71.20	.00	-54,933.64	
TOTAL EXPENSES		64,250.00	64,250.00	.00	.00	.00	64,250.00	
<b>103 COUNTY CLERK RECORDS ARCHIVES</b>								
<b>000 UNDEFINED</b>								
103 437300	COUNTY CLERK RECORDS AR	-550,000.00	-550,000.00	-474,440.00	-64,990.00	.00	-75,560.00	86.3
103 470000	INTEREST INCOME	-10,000.00	-10,000.00	-9,512.30	.00	.00	-487.70	95.1
103 736100	DRAW FROM RESERVES	-880,000.00	-880,000.00	.00	.00	.00	-880,000.00	.0
TOTAL UNDEFINED		-1,440,000.00	-1,440,000.00	-483,952.30	-64,990.00	.00	-956,047.70	33.6%
<b>003 COUNTY CLERK</b>								
10300310 561400	PROFESSIONAL SERVI	755,000.00	755,000.00	.00	.00	.00	755,000.00	.0
10300310 562200	CONTRACT SERVICES	685,000.00	685,000.00	35,317.10	24,319.00	29,282.90	620,400.00	9.4
TOTAL COUNTY CLERK		1,440,000.00	1,440,000.00	35,317.10	24,319.00	29,282.90	1,375,400.00	4.5%
TOTAL COUNTY CLERK RECORDS ARC		.00	.00	-448,635.20	-40,671.00	29,282.90	419,352.30	100.0%
TOTAL REVENUES		-1,440,000.00	-1,440,000.00	-483,952.30	-64,990.00	.00	-956,047.70	
TOTAL EXPENSES		1,440,000.00	1,440,000.00	35,317.10	24,319.00	29,282.90	1,375,400.00	

**BUDGET SUMMARIES REPORT**  
ACCOUNT SUMMARY JUNE 2022

FOR 2022 09

105	COMMUNITY/ECONOMIC DEV PRG	ORIGINAL APPROP	REVISED BUDGET	YTD ACTUAL	MTD ACTUAL	ENCUMBRANCES	AVAILABLE BUDGET	PCT USE/COL
<b>105 COMMUNITY/ECONOMIC DEV PRG</b>								
<b>000 UNDEFINED</b>								
105	420300 STATE GRANT REVENUE	-16,000.00	-16,000.00	.00	.00	.00	-16,000.00	.0
105	470000 INTEREST INCOME	-700.00	-700.00	-1,201.82	.00	.00	501.82	171.7
105	736100 DRAW FROM RESERVES	-6,800.00	-6,800.00	.00	.00	.00	-6,800.00	.0
	TOTAL UNDEFINED	-23,500.00	-23,500.00	-1,201.82	.00	.00	-22,298.18	5.1%
<b>002 COUNTY JUDGE</b>								
10500210	561400 PROFESSIONAL SERVI	23,500.00	23,500.00	12,914.98	1,664.98	1,250.00	9,335.02	60.3
	TOTAL COUNTY JUDGE	23,500.00	23,500.00	12,914.98	1,664.98	1,250.00	9,335.02	60.3%
	TOTAL COMMUNITY/ECONOMIC DEV P	.00	.00	11,713.16	1,664.98	1,250.00	-12,963.16	100.0%
	TOTAL REVENUES	-23,500.00	-23,500.00	-1,201.82	.00	.00	-22,298.18	
	TOTAL EXPENSES	23,500.00	23,500.00	12,914.98	1,664.98	1,250.00	9,335.02	
<b>106 AMERICAN RESCUE PLAN ACT</b>								
<b>000 UNDEFINED</b>								
106	420100 GRANT REVENUE	.00	-60,324,387.00	-60,324,387.00	-30,162,193.50	.00	.00	100.0
106	470000 INTEREST INCOME	.00	.00	-97,863.76	.00	.00	97,863.76	100.0
106	736100 DRAW FROM RESERVES	-30,162,197.00	.00	.00	.00	.00	.00	.0
	TOTAL UNDEFINED	-30,162,197.00	-60,324,387.00	-60,422,250.76	-30,162,193.50	.00	97,863.76	100.2%
<b>001 COMMISSIONERS' COURT</b>								
10600110	500600 STAFF EMPLOYEES	58,652.00	4,553,242.00	4,062,596.24	2,923.08	.00	490,645.76	89.2
10600110	510100 FICA	3,637.00	282,302.00	251,711.56	169.71	.00	30,590.44	89.2

**BUDGET SUMMARIES REPORT**  
ACCOUNT SUMMARY JUNE 2022

FOR 2022 09

	ORIGINAL APPROP	REVISED BUDGET	YTD ACTUAL	MTD ACTUAL	ENCUMBRANCES	AVAILABLE BUDGET	PCT USE/COL
10600110 510200 MEDICARE	851.00	66,022.00	58,868.28	39.69	.00	7,153.72	89.2
10600110 510300 RETIREMENT	6,517.00	63,605.00	5,194.65	347.85	.00	58,410.35	8.2
10600110 510400 GROUP HEALTH INSUR	7,531.00	37,655.00	4,315.95	287.73	.00	33,339.05	11.5
10600110 510500 GROUP DENTAL INSUR	415.00	2,325.00	266.55	17.77	.00	2,058.45	11.5
10600110 510600 LIFE INSURANCE	60.00	300.00	33.60	2.24	.00	266.40	11.2
10600110 510700 UNEMPLOYMENT INSUR	53.00	3,680.00	3,243.25	2.92	.00	436.75	88.1
10600110 510900 WORKER'S COMPENSAT	159.00	1,443.00	118.35	7.89	.00	1,324.65	8.2
10600110 520100 SUPPLIES/OTH OPER	.00	672,276.00	40,477.88	.00	631,798.01	.11	100.0
10600110 523100 NON-CAPITAL EQUIPM	.00	1,127,973.00	.00	.00	1,119,557.66	8,415.34	99.3
10600110 530100 EQUIPMENT OPER/MAI	160,000.00	278,614.00	.00	.00	118,613.40	160,000.60	42.6
10600110 561400 PROFESSIONAL SERVI	28,539,322.00	41,617,844.00	4,454,442.57	42,453.75	4,431,625.38	32,731,776.05	21.4
10600110 562200 CONTRACT SERVICES	.00	10,000,000.00	.00	.00	.00	10,000,000.00	.0
10600110 620500 OTHER IMPROVEMENTS	.00	250,000.00	55,805.00	55,805.00	75,432.02	118,762.98	52.5
10600110 660500 CAPITAL OUTLAY TEC	1,385,000.00	1,266,386.00	.00	.00	1,311,578.10	-45,192.10	103.6
10600110 661060 CAPITAL OUTLAY-ARP	.00	100,720.00	40,740.00	.00	.00	59,980.00	40.4
<b>TOTAL COMMISSIONERS' COURT</b>	<b>30,162,197.00</b>	<b>60,324,387.00</b>	<b>8,977,813.88</b>	<b>102,057.63</b>	<b>7,688,604.57</b>	<b>43,657,968.55</b>	<b>27.6%</b>
<b>TOTAL AMERICAN RESCUE PLAN ACT</b>	<b>.00</b>	<b>.00</b>	<b>-51,444,436.88</b>	<b>-30,060,135.87</b>	<b>7,688,604.57</b>	<b>43,755,832.31</b>	<b>100.0%</b>
TOTAL REVENUES	-30,162,197.00	-60,324,387.00	-60,422,250.76	-30,162,193.50	.00	97,863.76	
TOTAL EXPENSES	30,162,197.00	60,324,387.00	8,977,813.88	102,057.63	7,688,604.57	43,657,968.55	
<b>108 JP1 JUSTICE COURT TECHNOLOGY</b>							
<b>000 UNDEFINED</b>							
108 430120 JUDICIAL TECH FUND FEE-	-7,500.00	-7,500.00	-3,458.73	-892.04	.00	-4,041.27	46.1
108 470000 INTEREST INCOME	-1,500.00	-1,500.00	-219.61	.00	.00	-1,280.39	14.6
108 736100 DRAW FROM RESERVES	-49,153.00	-49,153.00	.00	.00	.00	-49,153.00	.0
<b>TOTAL UNDEFINED</b>	<b>-58,153.00</b>	<b>-58,153.00</b>	<b>-3,678.34</b>	<b>-892.04</b>	<b>.00</b>	<b>-54,474.66</b>	<b>6.3%</b>
<b>001 COMMISSIONERS' COURT</b>							
10800120 500800 TEMPORARY	17,000.00	17,000.00	6,540.00	1,120.00	.00	10,460.00	38.5
10800120 500900 PART TIME POSITION	1,054.00	1,054.00	.00	.00	.00	1,054.00	.0
10800120 510100 FICA	247.00	247.00	405.48	69.44	.00	-158.48	164.2
10800120 510200 MEDICARE	1,889.00	1,889.00	94.83	16.24	.00	1,794.17	5.0
10800120 510500 GROUP DENTAL INSUR	16.00	16.00	.00	.00	.00	16.00	.0

**BUDGET SUMMARIES REPORT**  
ACCOUNT SUMMARY JUNE 2022

FOR 2022 09

	ORIGINAL APPROP	REVISED BUDGET	YTD ACTUAL	MTD ACTUAL	ENCUMBRANCES	AVAILABLE BUDGET	PCT USE/COL
10800120 510600 LIFE INSURANCE	47.00	47.00	.00	.00	.00	47.00	.0
10800120 510700 UNEMPLOYMENT INSUR	.00	.00	6.55	1.12	.00	-6.55	100.0
10800120 510900 WORKER'S COMPENSAT	.00	.00	17.65	3.02	.00	-17.65	100.0
10800120 520100 SUPPLIES/OTH OPER	4,400.00	4,400.00	.00	.00	.00	4,400.00	.0
10800120 523000 NON-CAPITAL SOFTWA	4,500.00	3,500.00	.00	.00	.00	3,500.00	.0
10800120 523100 NON-CAPITAL EQUIPM	4,500.00	4,500.00	2,498.09	.00	.00	2,001.91	55.5
10800120 540100 COMMUNICATIONS - M	3,000.00	4,000.00	1,840.54	1,030.43	2,055.28	104.18	97.4
10800120 550300 TRAVEL AND TRAININ	1,500.00	1,500.00	75.00	75.00	.00	1,425.00	5.0
10800120 561400 PROFESSIONAL SERVI	20,000.00	20,000.00	.00	.00	.00	20,000.00	.0
TOTAL COMMISSIONERS' COURT	58,153.00	58,153.00	11,478.14	2,315.25	2,055.28	44,619.58	23.3%
TOTAL JP1 JUSTICE COURT TECHNO	.00	.00	7,799.80	1,423.21	2,055.28	-9,855.08	100.0%
TOTAL REVENUES	-58,153.00	-58,153.00	-3,678.34	-892.04	.00	-54,474.66	
TOTAL EXPENSES	58,153.00	58,153.00	11,478.14	2,315.25	2,055.28	44,619.58	
<b>109 JP2 JUSTICE COURT TECHNOLOGY</b>							
<b>000 UNDEFINED</b>							
109 430210 JUDICIAL TECH FUND FEE-	-2,000.00	-2,000.00	-1,382.05	-651.47	.00	-617.95	69.1
109 470000 INTEREST INCOME	-333.00	-333.00	-315.73	.00	.00	-17.27	94.8
109 736100 DRAW FROM RESERVES	-40,479.00	-40,479.00	.00	.00	.00	-40,479.00	.0
TOTAL UNDEFINED	-42,812.00	-42,812.00	-1,697.78	-651.47	.00	-41,114.22	4.0%
<b>001 COMMISSIONERS' COURT</b>							
10900120 500900 PART TIME POSITION	19,000.00	19,000.00	7,962.50	791.00	.00	11,037.50	41.9
10900120 510100 FICA	1,488.00	1,488.00	493.68	49.05	.00	994.32	33.2
10900120 510200 MEDICARE	348.00	348.00	115.44	11.47	.00	232.56	33.2
10900120 510300 RETIREMENT	1,889.00	1,889.00	947.55	94.13	.00	941.45	50.2
10900120 510700 UNEMPLOYMENT INSUR	22.00	22.00	7.95	.79	.00	14.05	36.1
10900120 510900 WORKER'S COMPENSAT	65.00	65.00	21.49	2.14	.00	43.51	33.1
10900120 520100 SUPPLIES/OTH OPER	7,500.00	7,500.00	.00	.00	611.31	6,888.69	8.2
10900120 523000 NON-CAPITAL SOFTWA	7,500.00	7,500.00	.00	.00	.00	7,500.00	.0
10900120 550300 TRAVEL AND TRAININ	5,000.00	5,000.00	.00	.00	.00	5,000.00	.0
TOTAL COMMISSIONERS' COURT	42,812.00	42,812.00	9,548.61	948.58	611.31	32,652.08	23.7%

**BUDGET SUMMARIES REPORT**  
ACCOUNT SUMMARY JUNE 2022

FOR 2022 09

	ORIGINAL APPROP	REVISED BUDGET	YTD ACTUAL	MTD ACTUAL	ENCUMBRANCES	AVAILABLE BUDGET	PCT USE/COL
TOTAL JP2 JUSTICE COURT TECHNO	.00	.00	7,850.83	297.11	611.31	-8,462.14	100.0%
TOTAL REVENUES	-42,812.00	-42,812.00	-1,697.78	-651.47	.00	-41,114.22	
TOTAL EXPENSES	42,812.00	42,812.00	9,548.61	948.58	611.31	32,652.08	
<b>110 JP3 JUSTICE COURT TECHNOLOGY</b>							
<b>000 UNDEFINED</b>							
110 430310 JUDICIAL TECH FUND FEE-	-2,000.00	-2,000.00	-1,578.56	-289.93	.00	-421.44	78.9
110 470000 INTEREST INCOME	-101.00	-101.00	-92.74	.00	.00	-8.26	91.8
110 736100 DRAW FROM RESERVES	-13,599.00	-13,599.00	.00	.00	.00	-13,599.00	.0
TOTAL UNDEFINED	-15,700.00	-15,700.00	-1,671.30	-289.93	.00	-14,028.70	10.6%
<b>001 COMMISSIONERS' COURT</b>							
11000120 520100 SUPPLIES/OTH OPER	7,000.00	7,000.00	.00	.00	.00	7,000.00	.0
11000120 523100 NON-CAPITAL EQUIPM	7,100.00	7,100.00	.00	.00	.00	7,100.00	.0
11000120 540100 COMMUNICATIONS - M	1,000.00	1,000.00	530.15	86.15	469.85	.00	100.0
11000120 550300 TRAVEL AND TRAININ	600.00	600.00	370.00	.00	.00	230.00	61.7
TOTAL COMMISSIONERS' COURT	15,700.00	15,700.00	900.15	86.15	469.85	14,330.00	8.7%
TOTAL JP3 JUSTICE COURT TECHNO	.00	.00	-771.15	-203.78	469.85	301.30	100.0%
TOTAL REVENUES	-15,700.00	-15,700.00	-1,671.30	-289.93	.00	-14,028.70	
TOTAL EXPENSES	15,700.00	15,700.00	900.15	86.15	469.85	14,330.00	
<b>111 JP4 JUSTICE COURT TECHNOLOGY</b>							
<b>000 UNDEFINED</b>							
111 430400 JUDICIAL TECH FUND FEE-	-7,330.00	-7,330.00	-3,828.48	-1,270.88	.00	-3,501.52	52.2
111 470000 INTEREST INCOME	-300.00	-300.00	-283.02	.00	.00	-16.98	94.3
111 736100 DRAW FROM RESERVES	-920.00	-920.00	.00	.00	.00	-920.00	.0
TOTAL UNDEFINED	-8,550.00	-8,550.00	-4,111.50	-1,270.88	.00	-4,438.50	48.1%
<b>001 COMMISSIONERS' COURT</b>							

**BUDGET SUMMARIES REPORT**  
ACCOUNT SUMMARY JUNE 2022

FOR 2022 09

	ORIGINAL APPROP	REVISED BUDGET	YTD ACTUAL	MTD ACTUAL	ENCUMBRANCES	AVAILABLE BUDGET	PCT USE/COL
11100120 520100 SUPPLIES/OTH OPER	6,050.00	3,730.00	.00	.00	.00	3,730.00	.0
11100120 523100 NON-CAPITAL EQUIPM	.00	2,320.00	2,320.00	.00	.00	.00	100.0
11100120 550300 TRAVEL AND TRAININ	2,500.00	2,500.00	.00	.00	.00	2,500.00	.0
TOTAL COMMISSIONERS' COURT	8,550.00	8,550.00	2,320.00	.00	.00	6,230.00	27.1%
TOTAL JP4 JUSTICE COURT TECHN0	.00	.00	-1,791.50	-1,270.88	.00	1,791.50	100.0%
TOTAL REVENUES	-8,550.00	-8,550.00	-4,111.50	-1,270.88	.00	-4,438.50	
TOTAL EXPENSES	8,550.00	8,550.00	2,320.00	.00	.00	6,230.00	
<b>112 COURT FACILITY FEE</b>							
<b>000 UNDEFINED</b>							
112 430300 COUNTY CLERK	.00	.00	-17,640.00	-3,740.00	.00	17,640.00	100.0
112 432300 DISTRICT CLERK FEES	.00	.00	-26,460.06	-6,400.01	.00	26,460.06	100.0
112 470000 INTEREST INCOME	.00	.00	-14.03	.00	.00	14.03	100.0
TOTAL UNDEFINED	.00	.00	-44,114.09	-10,140.01	.00	44,114.09	100.0%
TOTAL COURT FACILITY FEE	.00	.00	-44,114.09	-10,140.01	.00	44,114.09	100.0%
TOTAL REVENUES	.00	.00	-44,114.09	-10,140.01	.00	44,114.09	
<b>114 JUDICIAL EDUCATION &amp; SUPPORT</b>							
<b>000 UNDEFINED</b>							
114 430300 COUNTY CLERK	.00	.00	-2,935.06	-2,935.06	.00	2,935.06	100.0
TOTAL UNDEFINED	.00	.00	-2,935.06	-2,935.06	.00	2,935.06	100.0%
TOTAL JUDICIAL EDUCATION & SUP	.00	.00	-2,935.06	-2,935.06	.00	2,935.06	100.0%
TOTAL REVENUES	.00	.00	-2,935.06	-2,935.06	.00	2,935.06	
<b>115 LANGUAGE ACCESS</b>							
<b>000 UNDEFINED</b>							
115 430300 COUNTY CLERK	.00	.00	-2,646.02	-561.00	.00	2,646.02	100.0

**BUDGET SUMMARIES REPORT**  
ACCOUNT SUMMARY JUNE 2022

FOR 2022 09

115	LANGUAGE ACCESS	ORIGINAL APPROP	REVISED BUDGET	YTD ACTUAL	MTD ACTUAL	ENCUMBRANCES	AVAILABLE BUDGET	PCT USE/COL
115 432300	DISTRICT CLERK FEES	.00	.00	-3,969.15	-960.04	.00	3,969.15	100.0
115 433100	JP PRECINCT 1	.00	.00	-1,839.00	-339.00	.00	1,839.00	100.0
115 433200	JP PRECINCT 2	.00	.00	-2,535.00	-441.00	.00	2,535.00	100.0
115 433300	JP PRECINCT 3	.00	.00	-3,657.00	-693.00	.00	3,657.00	100.0
115 433400	JP PRECINCT 4	.00	.00	-1,696.09	-279.00	.00	1,696.09	100.0
115 470000	INTEREST INCOME	.00	.00	-5.06	.00	.00	5.06	100.0
TOTAL UNDEFINED		.00	.00	-16,347.32	-3,273.04	.00	16,347.32	100.0%
TOTAL LANGUAGE ACCESS		.00	.00	-16,347.32	-3,273.04	.00	16,347.32	100.0%
TOTAL REVENUES		.00	.00	-16,347.32	-3,273.04	.00	16,347.32	

**122 SHERIFF CONTRABAND**

**000 UNDEFINED**

122 461200	FORFEIT ASSETS - DEA	-100,000.00	-100,000.00	.00	.00	.00	-100,000.00	.0
122 461400	FORFEITED FUNDS-CRIMINA	-150,000.00	-150,000.00	-186,250.50	-11,951.00	.00	36,250.50	124.2
122 470000	INTEREST INCOME	-3,500.00	-3,500.00	-1,191.17	-415.90	.00	-2,308.83	34.0
122 489900	OTHER REVENUE	-10,000.00	-10,000.00	-6,840.00	.00	.00	-3,160.00	68.4
TOTAL UNDEFINED		-263,500.00	-263,500.00	-194,281.67	-12,366.90	.00	-69,218.33	73.7%

**046 SHERIFF**

12204630 520100	SUPPLIES/OTH OPER	43,000.00	43,000.00	35,329.35	.00	.00	7,670.65	82.2
12204630 523100	NON-CAPITAL EQUIPM	15,000.00	15,000.00	9,380.00	.00	.00	5,620.00	62.5
12204630 550300	TRAVEL AND TRAININ	15,000.00	40,000.00	15,874.66	14,974.66	.00	24,125.34	39.7
12204630 590600	INVESTIGATIVE EXPE	50,000.00	50,000.00	19,050.00	.00	.00	30,950.00	38.1
12204630 594400	DRUG PREVENTION PR	2,000.00	2,000.00	412.41	.00	.00	1,587.59	20.6
12204630 599900	OTHER CHARGES	38,500.00	113,500.00	59,727.15	3,585.30	.00	53,772.85	52.6
12204630 640700	OTHER EQUIPMENT	100,000.00	220,000.00	112,885.17	-3,141.25	.00	107,114.83	51.3
TOTAL SHERIFF		263,500.00	483,500.00	252,658.74	15,418.71	.00	230,841.26	52.3%
TOTAL SHERIFF CONTRABAND		.00	220,000.00	58,377.07	3,051.81	.00	161,622.93	26.5%
TOTAL REVENUES		-263,500.00	-263,500.00	-194,281.67	-12,366.90	.00	-69,218.33	
TOTAL EXPENSES		263,500.00	483,500.00	252,658.74	15,418.71	.00	230,841.26	

**124 INMATE SUPPLY**

**000 UNDEFINED**



**BUDGET SUMMARIES REPORT**  
ACCOUNT SUMMARY JUNE 2022

FOR 2022 09

124	INMATE SUPPLY	ORIGINAL APPROP	REVISED BUDGET	YTD ACTUAL	MTD ACTUAL	ENCUMBRANCES	AVAILABLE BUDGET	PCT USE/COL
124 470000	INTEREST INCOME	-17,000.00	-17,000.00	-8,278.83	-2,567.80	.00	-8,721.17	48.7
124 484300	CONCESSION COMMISSIONS	-830,000.00	-830,000.00	-936,864.81	-91,374.40	.00	106,864.81	112.9
124 489900	OTHER REVENUE	-17,000.00	-17,000.00	-2,207.84	-24.39	.00	-14,792.16	13.0
TOTAL UNDEFINED		-864,000.00	-864,000.00	-947,351.48	-93,966.59	.00	83,351.48	109.6%
<b>047 DETENTION CENTER</b>								
12404730 520100	SUPPLIES/OTH OPER	77,000.00	77,000.00	23,000.32	3,757.30	.00	53,999.68	29.9
12404730 522600	INMATE SUPPLIES	40,000.00	40,000.00	36,700.48	4,384.00	.00	3,299.52	91.8
12404730 523000	NON-CAPITAL SOFTWA	35,000.00	35,000.00	12,765.00	500.00	.00	22,235.00	36.5
12404730 523100	NON-CAPITAL EQUIPM	30,000.00	30,000.00	20,509.47	.00	.00	9,490.53	68.4
12404730 530800	SOFTWARE MAINTENAN	22,000.00	22,000.00	.00	.00	.00	22,000.00	.0
12404730 562200	CONTRACT SERVICES	650,000.00	650,000.00	538,029.83	86,377.49	.00	111,970.17	82.8
12404730 664700	CAPITAL OUTLAY-JAI	10,000.00	10,000.00	.00	.00	.00	10,000.00	.0
TOTAL DETENTION CENTER		864,000.00	864,000.00	631,005.10	95,018.79	.00	232,994.90	73.0%
TOTAL INMATE SUPPLY		.00	.00	-316,346.38	1,052.20	.00	316,346.38	100.0%
TOTAL REVENUES		-864,000.00	-864,000.00	-947,351.48	-93,966.59	.00	83,351.48	
TOTAL EXPENSES		864,000.00	864,000.00	631,005.10	95,018.79	.00	232,994.90	
<b>126 VINE GRANT</b>								
<b>000 UNDEFINED</b>								
126 420370	STATE REVENUE	-30,171.00	-30,171.00	-22,607.76	.00	.00	-7,563.24	74.9
TOTAL UNDEFINED		-30,171.00	-30,171.00	-22,607.76	.00	.00	-7,563.24	74.9%
<b>046 SHERIFF</b>								
12604630 520100	SUPPLIES/OTH OPER	30,171.00	30,171.00	22,607.76	7,535.92	7,535.92	27.32	99.9
TOTAL SHERIFF		30,171.00	30,171.00	22,607.76	7,535.92	7,535.92	27.32	99.9%

**BUDGET SUMMARIES REPORT**  
ACCOUNT SUMMARY JUNE 2022

FOR 2022 09

	ORIGINAL APPROP	REVISED BUDGET	YTD ACTUAL	MTD ACTUAL	ENCUMBRANCES	AVAILABLE BUDGET	PCT USE/COL
TOTAL VINE GRANT	.00	.00	.00	7,535.92	7,535.92	-7,535.92	100.0%
TOTAL REVENUES	-30,171.00	-30,171.00	-22,607.76	.00	.00	-7,563.24	
TOTAL EXPENSES	30,171.00	30,171.00	22,607.76	7,535.92	7,535.92	27.32	
<b>128 HOMELAND SECURITY GRANT</b>							
<b>000 UNDEFINED</b>							
128 423000 2014 HSGP HOMELAND SECU	-25,000.00	-155,466.00	-109,844.43	-12,473.75	.00	-45,621.57	70.7
TOTAL UNDEFINED	-25,000.00	-155,466.00	-109,844.43	-12,473.75	.00	-45,621.57	70.7%
<b>046 SHERIFF</b>							
12804630 523130 HSGP-NON CAPITAL E	.00	10,005.00	.00	.00	8,812.56	1,192.44	88.1
12804630 550300 TRAVEL AND TRAININ	.00	23,637.00	17,872.15	10,632.15	.00	5,764.85	75.6
12804630 562200 CONTRACT SERVICES	.00	20,150.00	14,900.00	.00	.00	5,250.00	73.9
12804630 664600 CAPITAL OUTLAY-SHE	25,000.00	101,674.00	87,704.43	12,473.75	12,526.25	1,443.32	98.6
TOTAL SHERIFF	25,000.00	155,466.00	120,476.58	23,105.90	21,338.81	13,650.61	91.2%
TOTAL HOMELAND SECURITY GRANT	.00	.00	10,632.15	10,632.15	21,338.81	-31,970.96	100.0%
TOTAL REVENUES	-25,000.00	-155,466.00	-109,844.43	-12,473.75	.00	-45,621.57	
TOTAL EXPENSES	25,000.00	155,466.00	120,476.58	23,105.90	21,338.81	13,650.61	
<b>129 HAZARD MITIGATION GRANT-EM</b>							
<b>000 UNDEFINED</b>							
129 423300 HAZARD MITIGATION GRANT	.00	-185,600.00	.00	.00	.00	-185,600.00	.0
129 423400 HAZARD MITIGATION INKIN	.00	-58,000.00	.00	.00	.00	-58,000.00	.0
TOTAL UNDEFINED	.00	-243,600.00	.00	.00	.00	-243,600.00	.0%
<b>046 SHERIFF</b>							
12904630 561400 PROFESSIONAL SERVI	.00	11,600.00	.00	.00	.00	11,600.00	.0

**BUDGET SUMMARIES REPORT**  
ACCOUNT SUMMARY JUNE 2022

FOR 2022 09

	ORIGINAL APPROP	REVISED BUDGET	YTD ACTUAL	MTD ACTUAL	ENCUMBRANCES	AVAILABLE BUDGET	PCT USE/COL
12904630 562200 CONTRACT SERVICES	.00	174,000.00	83,709.00	20,947.75	86,861.00	3,430.00	98.0
12904630 599100 IN-KIND EXPENSE HL	.00	58,000.00	.00	.00	.00	58,000.00	.0
TOTAL SHERIFF	.00	243,600.00	83,709.00	20,947.75	86,861.00	73,030.00	70.0%
TOTAL HAZARD MITIGATION GRANT-	.00	.00	83,709.00	20,947.75	86,861.00	-170,570.00	100.0%
TOTAL REVENUES	.00	-243,600.00	.00	.00	.00	-243,600.00	
TOTAL EXPENSES	.00	243,600.00	83,709.00	20,947.75	86,861.00	73,030.00	
<b>130 PROJECT SAFE NEIGHBORHOOD</b>							
<b>000 UNDEFINED</b>							
130 420100 GRANT REVENUE	-89,839.00	-89,839.00	-32,533.74	-7,686.59	.00	-57,305.26	36.2
TOTAL UNDEFINED	-89,839.00	-89,839.00	-32,533.74	-7,686.59	.00	-57,305.26	36.2%
<b>046 SHERIFF</b>							
13004630 500700 OVERTIME COMPENSAT	13,902.00	13,902.00	4,724.90	.00	.00	9,177.10	34.0
13004630 520100 SUPPLIES/OTH OPER	30,774.00	38,604.00	22,249.01	7,686.59	855.10	15,499.89	59.8
13004630 523000 NON-CAPITAL SOFTWA	11,750.00	3,920.00	.00	.00	.00	3,920.00	.0
13004630 523100 NON-CAPITAL EQUIPM	4,574.00	4,574.00	.00	.00	.00	4,574.00	.0
13004630 561400 PROFESSIONAL SERVI	12,700.00	12,700.00	.00	.00	148.00	12,552.00	1.2
13004630 664600 CAPITAL OUTLAY-SHE	16,139.00	16,139.00	5,559.83	.00	.00	10,579.17	34.4
TOTAL SHERIFF	89,839.00	89,839.00	32,533.74	7,686.59	1,003.10	56,302.16	37.3%
TOTAL PROJECT SAFE NEIGHBORHOOD	.00	.00	.00	.00	1,003.10	-1,003.10	100.0%
TOTAL REVENUES	-89,839.00	-89,839.00	-32,533.74	-7,686.59	.00	-57,305.26	
TOTAL EXPENSES	89,839.00	89,839.00	32,533.74	7,686.59	1,003.10	56,302.16	
<b>142 LEOSE SHERIFF</b>							
<b>000 UNDEFINED</b>							
142 424700 LEOSE REVENUE	-119,188.00	-119,188.00	-21,249.58	.00	.00	-97,938.42	17.8

**BUDGET SUMMARIES REPORT**  
ACCOUNT SUMMARY JUNE 2022

FOR 2022 09

142	LEOSE SHERIFF	ORIGINAL APPROP	REVISED BUDGET	YTD ACTUAL	MTD ACTUAL	ENCUMBRANCES	AVAILABLE BUDGET	PCT USE/COL
142 470000	INTEREST INCOME	-1,500.00	-1,500.00	-467.46	.00	.00	-1,032.54	31.2
	TOTAL UNDEFINED	-120,688.00	-120,688.00	-21,717.04	.00	.00	-98,970.96	18.0%
<b>046 SHERIFF</b>								
14204630 523100	NON-CAPITAL EQUIPM	15,000.00	15,000.00	.00	.00	.00	15,000.00	.0
14204630 550300	TRAVEL AND TRAININ	35,000.00	35,000.00	17,655.76	5,303.61	.00	17,344.24	50.4
14204630 664600	CAPITAL OUTLAY-SHE	70,688.00	70,688.00	.00	.00	.00	70,688.00	.0
	TOTAL SHERIFF	120,688.00	120,688.00	17,655.76	5,303.61	.00	103,032.24	14.6%
	TOTAL LEOSE SHERIFF	.00	.00	-4,061.28	5,303.61	.00	4,061.28	100.0%
	TOTAL REVENUES	-120,688.00	-120,688.00	-21,717.04	.00	.00	-98,970.96	
	TOTAL EXPENSES	120,688.00	120,688.00	17,655.76	5,303.61	.00	103,032.24	
<b>145 SHERIFF COMMISSARY SALARY</b>								
<b>000 UNDEFINED</b>								
145 424500	COMMISSARY SALARY REIMB	-680,525.00	-680,525.00	-495,030.85	-86,377.49	.00	-185,494.15	72.7
	TOTAL UNDEFINED	-680,525.00	-680,525.00	-495,030.85	-86,377.49	.00	-185,494.15	72.7%
<b>047 DETENTION CENTER</b>								
14504730 500600	STAFF EMPLOYEES	492,965.00	492,965.00	356,276.54	19,514.35	.00	136,688.46	72.3
14504730 500700	OVERTIME COMPENSAT	2,000.00	2,000.00	730.10	53.12	.00	1,269.90	36.5
14504730 510100	FICA	30,563.00	30,563.00	20,375.84	1,108.79	.00	10,187.16	66.7
14504730 510200	MEDICARE	7,149.00	7,149.00	4,765.14	259.29	.00	2,383.86	66.7
14504730 510300	RETIREMENT	54,768.00	54,768.00	41,829.79	2,328.55	.00	12,938.21	76.4
14504730 510400	GROUP HEALTH INSUR	67,779.00	67,779.00	70,378.70	4,155.35	.00	-2,599.70	103.8
14504730 510500	GROUP DENTAL INSUR	3,735.00	3,735.00	3,038.15	175.74	.00	696.85	81.3
14504730 510600	LIFE INSURANCE	540.00	540.00	338.91	19.89	.00	201.09	62.8
14504730 510700	UNEMPLOYMENT INSUR	443.00	443.00	346.24	19.56	.00	96.76	78.2
14504730 510900	WORKER'S COMPENSAT	20,583.00	20,583.00	15,065.57	825.74	.00	5,517.43	73.2
	TOTAL DETENTION CENTER	680,525.00	680,525.00	513,144.98	28,460.38	.00	167,380.02	75.4%

**BUDGET SUMMARIES REPORT**  
ACCOUNT SUMMARY JUNE 2022

FOR 2022 09

	ORIGINAL APPROP	REVISED BUDGET	YTD ACTUAL	MTD ACTUAL	ENCUMBRANCES	AVAILABLE BUDGET	PCT USE/COL
TOTAL SHERIFF COMMISSARY SALAR	.00	.00	18,114.13	-57,917.11	.00	-18,114.13	100.0%
TOTAL REVENUES	-680,525.00	-680,525.00	-495,030.85	-86,377.49	.00	-185,494.15	
TOTAL EXPENSES	680,525.00	680,525.00	513,144.98	28,460.38	.00	167,380.02	
<b>146 LECD EMER COMMUNICATION GRANT</b>							
<b>000 UNDEFINED</b>							
146 420410 GRANT REVENUE LECD	.00	-11,724.00	.00	.00	.00	-11,724.00	.0
TOTAL UNDEFINED	.00	-11,724.00	.00	.00	.00	-11,724.00	.0%
<b>046 SHERIFF</b>							
14604630 520100 SUPPLIES/OTH OPER	.00	730.00	729.90	.00	.00	.10	100.0
14604630 550300 TRAVEL AND TRAININ	.00	8,061.00	2,317.58	.00	.00	5,743.42	28.8
14604630 550500 ASSOCIATION DUES	.00	233.00	232.88	.00	.00	.12	99.9
14604630 561400 PROFESSIONAL SERVI	.00	2,700.00	1,350.00	.00	1,350.00	.00	100.0
TOTAL SHERIFF	.00	11,724.00	4,630.36	.00	1,350.00	5,743.64	51.0%
TOTAL LECD EMER COMMUNICATION	.00	.00	4,630.36	.00	1,350.00	-5,980.36	100.0%
TOTAL REVENUES	.00	-11,724.00	.00	.00	.00	-11,724.00	
TOTAL EXPENSES	.00	11,724.00	4,630.36	.00	1,350.00	5,743.64	
<b>148 MAT RE-ENTRY PROGRAM</b>							
<b>000 UNDEFINED</b>							
148 420100 GRANT REVENUE	-214,049.00	-214,049.00	-1,318.30	.00	.00	-212,730.70	.6
TOTAL UNDEFINED	-214,049.00	-214,049.00	-1,318.30	.00	.00	-212,730.70	.6%
<b>046 SHERIFF</b>							
14804630 500600 STAFF EMPLOYEES	40,728.00	40,728.00	4,430.84	232.04	.00	36,297.16	10.9

**BUDGET SUMMARIES REPORT**  
ACCOUNT SUMMARY JUNE 2022

FOR 2022 09

	ORIGINAL APPROP	REVISED BUDGET	YTD ACTUAL	MTD ACTUAL	ENCUMBRANCES	AVAILABLE BUDGET	PCT USE/COL
14804630 510100 FICA	2,511.00	2,511.00	269.19	14.10	.00	2,241.81	10.7
14804630 510200 MEDICARE	588.00	588.00	63.01	3.30	.00	524.99	10.7
14804630 510300 RETIREMENT	1,173.00	1,173.00	516.06	27.61	.00	656.94	44.0
14804630 510400 GROUP HEALTH INSUR	1,629.00	1,629.00	659.52	34.53	.00	969.48	40.5
14804630 510500 GROUP DENTAL INSUR	95.00	95.00	35.91	1.88	.00	59.09	37.8
14804630 510600 LIFE INSURANCE	12.00	12.00	5.16	.27	.00	6.84	43.0
14804630 510700 UNEMPLOYMENT INSUR	33.00	33.00	3.95	.23	.00	29.05	12.0
14804630 510900 WORKER'S COMPENSAT	361.00	361.00	186.94	9.79	.00	174.06	51.8
14804630 520000 TREATMENT MATERIAL	114,194.00	114,194.00	.00	.00	.00	114,194.00	.0
14804630 520100 SUPPLIES/OTH OPER	3,565.00	3,565.00	.00	.00	.00	3,565.00	.0
14804630 523000 NON-CAPITAL SOFTWA	9,800.00	9,800.00	.00	.00	.00	9,800.00	.0
14804630 561400 PROFESSIONAL SERVI	19,400.00	19,400.00	.00	.00	.00	19,400.00	.0
14804630 562200 CONTRACT SERVICES	19,960.00	19,960.00	.00	.00	.00	19,960.00	.0
TOTAL SHERIFF	214,049.00	214,049.00	6,170.58	323.75	.00	207,878.42	2.9%
TOTAL MAT RE-ENTRY PROGRAM	.00	.00	4,852.28	323.75	.00	-4,852.28	100.0%
TOTAL REVENUES	-214,049.00	-214,049.00	-1,318.30	.00	.00	-212,730.70	
TOTAL EXPENSES	214,049.00	214,049.00	6,170.58	323.75	.00	207,878.42	
<b>150 TAG GRANT</b>							
<b>000 UNDEFINED</b>							
150 420100 GRANT REVENUE	-845,891.00	-845,891.00	-495,373.17	-56,711.43	.00	-350,517.83	58.6
TOTAL UNDEFINED	-845,891.00	-845,891.00	-495,373.17	-56,711.43	.00	-350,517.83	58.6%
<b>046 SHERIFF</b>							
15004630 500600 STAFF EMPLOYEES	198,190.00	199,931.00	147,774.10	7,689.60	.00	52,156.90	73.9
15004630 500700 OVERTIME COMPENSAT	27,085.00	27,449.00	23,265.41	407.04	.00	4,183.59	84.8
15004630 510100 FICA	12,288.00	12,396.00	8,856.98	469.54	.00	3,539.02	71.5
15004630 510200 MEDICARE	2,874.00	2,899.00	2,071.35	109.80	.00	827.65	71.5
15004630 510300 RETIREMENT	20,849.00	21,740.00	17,901.13	963.51	.00	3,838.87	82.3
15004630 510400 GROUP HEALTH INSUR	22,769.00	29,210.00	22,851.63	1,196.42	.00	6,358.37	78.2
15004630 510500 GROUP DENTAL INSUR	1,250.00	1,358.00	1,012.30	53.00	.00	345.70	74.5
15004630 510600 LIFE INSURANCE	151.00	180.00	128.34	6.72	.00	51.66	71.3
15004630 510700 UNEMPLOYMENT INSUR	213.00	169.00	147.16	8.09	.00	21.84	87.1

**BUDGET SUMMARIES REPORT**  
ACCOUNT SUMMARY JUNE 2022

FOR 2022 09

	ORIGINAL APPROP	REVISED BUDGET	YTD ACTUAL	MTD ACTUAL	ENCUMBRANCES	AVAILABLE BUDGET	PCT USE/COL
15004630 510900 WORKER'S COMPENSAT	8,374.00	8,437.00	6,458.19	341.68	.00	1,978.81	76.5
15004630 520000 PROJECT SUPPLIES	2,000.00	5,773.00	3,369.03	.00	.00	2,403.97	58.4
15004630 520100 SUPPLIES/OTH OPER	56,578.00	73,564.00	31,848.14	1,170.24	32,941.63	8,774.23	88.1
15004630 523000 NON-CAPITAL SOFTWA	7,500.00	7,500.00	.00	.00	.00	7,500.00	.0
15004630 523100 NON-CAPITAL EQUIPM	3,460.00	3,460.00	.00	.00	.00	3,460.00	.0
15004630 540100 COMMUNICATIONS - M	56,250.00	56,250.00	42,475.92	6,503.81	13,774.08	.00	100.0
15004630 540600 UTILITIES	18,158.00	18,158.00	12,364.95	2,922.60	4,894.02	899.03	95.0
15004630 550300 TRAVEL AND TRAININ	112,605.00	85,536.00	41,339.23	8,789.28	.00	44,196.77	48.3
15004630 561400 PROFESSIONAL SERVI	30,884.00	30,884.00	13,222.60	1,539.00	5,728.09	11,933.31	61.4
15004630 562200 CONTRACT SERVICES	11,800.00	8,541.00	.00	.00	.00	8,541.00	.0
15004630 570200 BUILDING RENTAL	163,760.00	163,760.00	88,356.00	.00	44,178.00	31,226.00	80.9
15004630 580100 INSURANCE AND BOND	5,390.00	4,715.00	.00	.00	.00	4,715.00	.0
15004630 590600 INVESTIGATIVE EXPE	62,750.00	54,750.00	15,576.20	13,065.50	8,180.50	30,993.30	43.4
15004630 664600 CAPITAL OUTLAY-SHE	20,713.00	29,231.00	16,679.49	.00	.00	12,551.51	57.1
TOTAL SHERIFF	845,891.00	845,891.00	495,698.15	45,235.83	109,696.32	240,496.53	71.6%
TOTAL TAG GRANT	.00	.00	324.98	-11,475.60	109,696.32	-110,021.30	100.0%
TOTAL REVENUES	-845,891.00	-845,891.00	-495,373.17	-56,711.43	.00	-350,517.83	
TOTAL EXPENSES	845,891.00	845,891.00	495,698.15	45,235.83	109,696.32	240,496.53	
<b>161 CDA BUSINESS CRIMES</b>							
<b>000 UNDEFINED</b>							
161 434200 BAD CHECK COLLECTION FE	-60,000.00	-60,000.00	-17,784.29	.00	.00	-42,215.71	29.6
161 470000 INTEREST INCOME	-380.00	-380.00	-73.73	.00	.00	-306.27	19.4
161 481500 OTHER REFUNDS/REIMBURSE	-38,005.00	-38,005.00	-14,171.05	.00	.00	-23,833.95	37.3
161 489900 OTHER REVENUE	-10,115.00	-10,115.00	-6,354.75	.00	.00	-3,760.25	62.8
TOTAL UNDEFINED	-108,500.00	-108,500.00	-38,383.82	.00	.00	-70,116.18	35.4%
<b>040 DISTRICT ATTORNEY</b>							
16104025 520100 SUPPLIES/OTH OPER	73,000.00	73,000.00	9,754.93	.00	.00	63,245.07	13.4
16104025 530100 EQUIPMENT OPER/MAI	2,500.00	2,500.00	.00	.00	.00	2,500.00	.0
16104025 530200 VEHICLE OPERATION/	2,500.00	2,500.00	119.21	.00	.00	2,380.79	4.8
16104025 550300 TRAVEL AND TRAININ	5,000.00	5,000.00	8,459.53	.00	.00	-3,459.53	169.2
16104025 550410 PERIODICALS	500.00	500.00	.00	.00	.00	500.00	.0

**BUDGET SUMMARIES REPORT**  
ACCOUNT SUMMARY JUNE 2022

FOR 2022 09

	ORIGINAL APPROP	REVISED BUDGET	YTD ACTUAL	MTD ACTUAL	ENCUMBRANCES	AVAILABLE BUDGET	PCT USE/COL
16104025 550500 ASSOCIATION DUES	.00	.00	50.00	.00	.00	-50.00	100.8
16104025 560800 WITNESS/INTERPRETE	25,000.00	25,000.00	15,464.74	1,508.11	.00	9,535.26	61.9
TOTAL DISTRICT ATTORNEY	108,500.00	108,500.00	33,848.41	1,508.11	.00	74,651.59	31.2%
TOTAL CDA BUSINESS CRIMES	.00	.00	-4,535.41	1,508.11	.00	4,535.41	100.0%
TOTAL REVENUES	-108,500.00	-108,500.00	-38,383.82	.00	.00	-70,116.18	
TOTAL EXPENSES	108,500.00	108,500.00	33,848.41	1,508.11	.00	74,651.59	
<b>163 CDA CONTRABAND</b>							
<b>000 UNDEFINED</b>							
163 470000 INTEREST INCOME	-500.00	-500.00	-88.91	.00	.00	-411.09	17.8
163 489900 OTHER REVENUE	-76,000.00	-76,000.00	-64,655.95	.00	.00	-11,344.05	85.1
TOTAL UNDEFINED	-76,500.00	-76,500.00	-64,744.86	.00	.00	-11,755.14	84.6%
<b>040 DISTRICT ATTORNEY</b>							
16304025 599900 OTHER CHARGES	76,500.00	76,500.00	78,712.36	700.56	.00	-2,212.36	102.9
TOTAL DISTRICT ATTORNEY	76,500.00	76,500.00	78,712.36	700.56	.00	-2,212.36	102.9%
TOTAL CDA CONTRABAND	.00	.00	13,967.50	700.56	.00	-13,967.50	100.0%
TOTAL REVENUES	-76,500.00	-76,500.00	-64,744.86	.00	.00	-11,755.14	
TOTAL EXPENSES	76,500.00	76,500.00	78,712.36	700.56	.00	-2,212.36	
<b>164 CDA SPATTF GRANT</b>							
<b>000 UNDEFINED</b>							
164 420100 GRANT REVENUE	.00	-29,960.00	-29,960.00	.00	.00	.00	100.0
164 420300 STATE GRANT REVENUE	-446,785.00	-446,785.00	-301,528.57	.00	.00	-145,256.43	67.5
164 420400 SPATTF REVENUE-FEDERAL	.00	.00	110.50	.00	.00	-110.50	100.0
164 470010 INTEREST INCOME-PROGRAM	.00	.00	-7,972.80	-53.91	.00	7,972.80	100.0



**BUDGET SUMMARIES REPORT**  
ACCOUNT SUMMARY JUNE 2022

FOR 2022 09

164	CDA SPATTF GRANT	ORIGINAL APPROP	REVISED BUDGET	YTD ACTUAL	MTD ACTUAL	ENCUMBRANCES	AVAILABLE BUDGET	PCT USE/COL
164 470100	INTEREST INCOME-FEDERAL	.00	.00	-1,829.39	-1.52	.00	1,829.39	100.0
164 480000	IN-KIND REVENUE	-185,098.00	-216,964.00	-171,850.87	-15,424.83	.00	-45,113.13	79.2
164 480520	SPATTF PROGRAM INCOME	-36,628.00	-36,628.00	-65,880.47	-4,120.00	.00	29,252.47	179.9
164 801100	XFER FROM GENERAL FUND	-218,469.00	-218,469.00	-147,073.93	.00	.00	-71,395.07	67.3
TOTAL UNDEFINED		-886,980.00	-948,806.00	-725,985.53	-19,600.26	.00	-222,820.47	76.5%

**040 DISTRICT ATTORNEY**

16404025 500600	STAFF EMPLOYEES	437,030.00	427,379.00	314,719.85	16,751.04	.00	112,659.15	73.6
16404025 500700	OVERTIME COMPENSAT	.00	2,800.00	1,625.95	66.15	.00	1,174.05	58.1
16404025 510100	FICA	27,818.00	25,518.00	18,737.74	995.07	.00	6,780.26	73.4
16404025 510200	MEDICARE	8,870.00	6,070.00	4,382.19	232.72	.00	1,687.81	72.2
16404025 510300	RETIREMENT	47,666.00	50,666.00	37,046.38	2,001.25	.00	13,619.62	73.1
16404025 510400	GROUP HEALTH INSUR	47,401.00	40,001.00	29,225.86	1,530.15	.00	10,775.14	73.1
16404025 510500	GROUP DENTAL INSUR	3,165.00	3,395.00	2,507.08	136.01	.00	887.92	73.8
16404025 510600	LIFE INSURANCE	440.00	400.00	293.90	15.68	.00	106.10	73.5
16404025 510700	UNEMPLOYMENT INSUR	336.00	386.00	306.48	16.81	.00	79.52	79.4
16404025 510900	WORKER'S COMPENSAT	18,389.00	16,089.00	11,753.65	615.03	.00	4,335.35	73.1
16404025 520100	SUPPLIES/OTH OPER	128,790.00	144,750.00	99,694.19	16,001.23	9,326.08	35,729.73	75.3
16404025 523100	NON-CAPITAL EQUIPM	1,028.00	1,028.00	1,028.00	.00	113.40	-113.40	111.0
16404025 550300	TRAVEL AND TRAININ	7,449.00	9,900.00	7,779.95	879.85	.00	2,120.05	78.6
16404025 562200	CONTRACT SERVICES	124,998.00	124,998.00	93,748.50	10,416.50	.00	31,249.50	75.0
16404025 640700	OTHER EQUIPMENT	33,600.00	95,426.00	61,846.00	.00	.00	33,580.00	64.8
TOTAL DISTRICT ATTORNEY		886,980.00	948,806.00	684,695.72	49,657.49	9,439.48	254,670.80	73.2%
TOTAL CDA SPATTF GRANT		.00	.00	-41,289.81	30,057.23	9,439.48	31,850.33	100.0%
TOTAL REVENUES		-886,980.00	-948,806.00	-725,985.53	-19,600.26	.00	-222,820.47	
TOTAL EXPENSES		886,980.00	948,806.00	684,695.72	49,657.49	9,439.48	254,670.80	

**166 CDA JAG GRANT**

**000 UNDEFINED**

166 422600	FEDERAL GRANT REVENUE-J	-88,428.00	-88,428.00	-88,428.00	.00	.00	.00	100.0
166 422700	FEDERAL GRANT REVENUE-J	.00	.00	-101,978.50	-101,978.50	.00	101,978.50	100.0
166 422800	FEDERAL GRANT REVENUE-J	-64,807.00	-64,807.00	-67,086.94	.00	.00	2,279.94	103.5
166 470020	INTEREST REVENUE JAG19	.00	.00	-1,290.20	-41.99	.00	1,290.20	100.0

**BUDGET SUMMARIES REPORT**  
ACCOUNT SUMMARY JUNE 2022

FOR 2022 09

166	CDA JAG GRANT	ORIGINAL APPROP	REVISED BUDGET	YTD ACTUAL	MTD ACTUAL	ENCUMBRANCES	AVAILABLE BUDGET	PCT USE/COL
166 470120	INTEREST REVENUE JAG20	.00	.00	-301.32	-63.93	.00	301.32	100.0
166 470900	INTEREST REVENUE JAG21	.00	.00	-57.61	-57.61	.00	57.61	100.0
TOTAL UNDEFINED		-153,235.00	-153,235.00	-259,142.57	-102,142.03	.00	105,907.57	169.1%

**040 DISTRICT ATTORNEY**

16604025 599500	OTHER CHARGES-JAG1	64,807.00	64,807.00	17,656.44	3,603.98	39,457.24	7,693.32	88.1
16604025 599701	OTHER CHARGES-JAG2	78,428.00	78,428.00	32,882.70	27,995.00	4,268.35	41,276.95	47.4
16604025 640810	CAPITAL EQUIPMENT-	10,000.00	10,000.00	.00	.00	.00	10,000.00	.0
TOTAL DISTRICT ATTORNEY		153,235.00	153,235.00	50,539.14	31,598.98	43,725.59	58,970.27	61.5%
TOTAL CDA JAG GRANT		.00	.00	-208,603.43	-70,543.05	43,725.59	164,877.84	100.0%
TOTAL REVENUES		-153,235.00	-153,235.00	-259,142.57	-102,142.03	.00	105,907.57	
TOTAL EXPENSES		153,235.00	153,235.00	50,539.14	31,598.98	43,725.59	58,970.27	

**168 CDA Border Prosecution Unit**

**000 UNDEFINED**

168 420100	GRANT REVENUE	-273,772.00	-273,772.00	-93,607.42	-9,817.65	.00	-180,164.58	34.2
TOTAL UNDEFINED		-273,772.00	-273,772.00	-93,607.42	-9,817.65	.00	-180,164.58	34.2%

**040 DISTRICT ATTORNEY**

16804025 500600	STAFF EMPLOYEES	200,000.00	200,000.00	73,461.68	3,846.16	.00	126,538.32	36.7
16804025 510100	FICA	12,400.00	12,400.00	4,539.13	237.63	.00	7,860.87	36.6
16804025 510200	MEDICARE	2,900.00	2,900.00	1,061.48	55.57	.00	1,838.52	36.6
16804025 510300	RETIREMENT	22,220.00	22,220.00	8,586.94	457.69	.00	13,633.06	38.6
16804025 510400	GROUP HEALTH INSUR	15,062.00	15,062.00	5,356.39	287.73	.00	9,705.61	35.6
16804025 510500	GROUP DENTAL INSUR	830.00	830.00	292.09	15.69	.00	537.91	35.2
16804025 510600	LIFE INSURANCE	120.00	120.00	41.70	2.24	.00	78.30	34.8
16804025 510700	UNEMPLOYMENT INSUR	160.00	160.00	69.73	3.85	.00	90.27	43.6
16804025 510900	WORKER'S COMPENSAT	20,080.00	20,080.00	198.28	10.38	.00	19,881.72	1.0
TOTAL DISTRICT ATTORNEY		273,772.00	273,772.00	93,607.42	4,916.94	.00	180,164.58	34.2%

**BUDGET SUMMARIES REPORT**  
ACCOUNT SUMMARY JUNE 2022

FOR 2022 09

	ORIGINAL APPROP	REVISED BUDGET	YTD ACTUAL	MTD ACTUAL	ENCUMBRANCES	AVAILABLE BUDGET	PCT USE/COL
TOTAL CDA Border Prosecution U	.00	.00	.00	-4,900.71	.00	.00	.0%
TOTAL REVENUES	-273,772.00	-273,772.00	-93,607.42	-9,817.65	.00	-180,164.58	
TOTAL EXPENSES	273,772.00	273,772.00	93,607.42	4,916.94	.00	180,164.58	
<b>171 CDA VOCA VICTIM ADV PROJECT</b>							
<b>000 UNDEFINED</b>							
171 420300 STATE GRANT REVENUE	-119,970.00	-119,970.00	-77,830.64	-10,305.48	.00	-42,139.36	64.9
171 801100 XFER FROM GENERAL FUND	-29,993.00	-29,993.00	-19,457.68	-2,576.38	.00	-10,535.32	64.9
TOTAL UNDEFINED	-149,963.00	-149,963.00	-97,288.32	-12,881.86	.00	-52,674.68	64.9%
<b>040 DISTRICT ATTORNEY</b>							
17104025 500600 STAFF EMPLOYEES	100,800.00	100,800.00	66,381.07	3,623.09	.00	34,418.93	65.9
17104025 510100 FICA	6,250.00	6,250.00	3,957.72	216.05	.00	2,292.28	63.3
17104025 510200 MEDICARE	1,462.00	1,462.00	925.52	50.52	.00	536.48	63.3
17104025 510300 RETIREMENT	11,199.00	11,199.00	7,753.15	431.14	.00	3,445.85	69.2
17104025 510400 GROUP HEALTH INSUR	15,062.00	15,062.00	13,455.66	825.00	.00	1,606.34	89.3
17104025 510500 GROUP DENTAL INSUR	830.00	830.00	547.37	35.23	.00	282.63	65.9
17104025 510600 LIFE INSURANCE	60.00	60.00	67.64	4.48	.00	-7.64	112.7
17104025 510700 UNEMPLOYMENT INSUR	81.00	81.00	62.32	3.63	.00	18.68	76.9
17104025 510900 WORKER'S COMPENSAT	2,219.00	2,219.00	179.09	9.78	.00	2,039.91	8.1
17104025 550300 TRAVEL AND TRAININ	12,000.00	12,000.00	3,958.78	2,371.84	.00	8,041.22	33.0
TOTAL DISTRICT ATTORNEY	149,963.00	149,963.00	97,288.32	7,570.76	.00	52,674.68	64.9%
TOTAL CDA VOCA VICTIM ADV PROJ	.00	.00	.00	-5,311.10	.00	.00	.0%
TOTAL REVENUES	-149,963.00	-149,963.00	-97,288.32	-12,881.86	.00	-52,674.68	
TOTAL EXPENSES	149,963.00	149,963.00	97,288.32	7,570.76	.00	52,674.68	
<b>201 GEN OB REFUNDING BOND SRS 2016</b>							
<b>000 UNDEFINED</b>							
201 400100 CURRENT AD VALOREM TAXE	-5,120,199.00	-5,120,199.00	-5,121,040.03	-21,362.04	.00	841.03	100.0

**BUDGET SUMMARIES REPORT**  
ACCOUNT SUMMARY JUNE 2022

FOR 2022 09

201	GEN OB REFUNDING BOND SRS 2016	ORIGINAL APPROP	REVISED BUDGET	YTD ACTUAL	MTD ACTUAL	ENCUMBRANCES	AVAILABLE BUDGET	PCT USE/COL
201 400400	PEN & INT - CURRENT LEV	-20,993.00	-20,993.00	-21,324.90	-2,533.16	.00	331.90	101.6
201 400500	DELIQ TAXES - PRIOR YEA	-31,233.00	-31,233.00	-35,276.65	-2,369.64	.00	4,043.65	112.9
201 400600	PEN & INT - PRIOR YEARS	-15,873.00	-15,873.00	-17,404.90	-978.33	.00	1,531.90	109.7
201 470000	INTEREST INCOME	-10,000.00	-10,000.00	-7,679.42	.00	.00	-2,320.58	76.8
201 736100	DRAW FROM RESERVES	-534,952.00	-534,952.00	.00	.00	.00	-534,952.00	.0
TOTAL UNDEFINED		-5,733,250.00	-5,733,250.00	-5,202,725.90	-27,243.17	.00	-530,524.10	90.7%

**200 DEBT SERVICE**

20120092 566100	DEBT SERVICE - PRI	5,320,000.00	5,320,000.00	5,320,000.00	.00	.00	.00	100.0
20120092 566200	DEBT SERVICE - INT	413,250.00	413,250.00	273,193.00	.00	.00	140,057.00	66.1
TOTAL DEBT SERVICE		5,733,250.00	5,733,250.00	5,593,193.00	.00	.00	140,057.00	97.6%
TOTAL GEN OB REFUNDING BOND SR		.00	.00	390,467.10	-27,243.17	.00	-390,467.10	100.0%
TOTAL REVENUES		-5,733,250.00	-5,733,250.00	-5,202,725.90	-27,243.17	.00	-530,524.10	
TOTAL EXPENSES		5,733,250.00	5,733,250.00	5,593,193.00	.00	.00	140,057.00	

**202 UNLIMITED TAX ROAD BONDS**

**000 UNDEFINED**

202 400100	CURRENT AD VALOREM TAXE	-1,387,970.00	-1,387,970.00	-1,399,750.52	-5,838.97	.00	11,780.52	100.8
202 400400	PEN & INT - CURRENT LEV	-5,691.00	-5,691.00	-5,828.80	-692.39	.00	137.80	102.4
202 400500	DELIQ TAXES - PRIOR YEA	-8,467.00	-8,467.00	-12,224.39	-821.15	.00	3,757.39	144.4
202 400600	PEN & INT - PRIOR YEARS	-4,303.00	-4,303.00	-6,031.31	-339.02	.00	1,728.31	140.2
202 470000	INTEREST INCOME	-1,200.00	-1,200.00	-748.40	.00	.00	-451.60	62.4
202 736100	DRAW FROM RESERVES	-159,457.00	-159,457.00	.00	.00	.00	-159,457.00	.0
202 820400	XFER FROM TAX NOTES S20	.00	.00	1,709.34	1,709.34	.00	-1,709.34	100.0
TOTAL UNDEFINED		-1,567,088.00	-1,567,088.00	-1,422,874.08	-5,982.19	.00	-144,213.92	90.8%

**200 DEBT SERVICE**

20220092 566100	DEBT SERVICE - PRI	360,000.00	360,000.00	360,000.00	.00	.00	.00	100.0
20220092 566200	DEBT SERVICE - INT	1,207,088.00	1,207,088.00	605,643.73	.00	.00	601,444.27	50.2

**BUDGET SUMMARIES REPORT**  
ACCOUNT SUMMARY JUNE 2022

FOR 2022 09

	ORIGINAL APPROP	REVISED BUDGET	YTD ACTUAL	MTD ACTUAL	ENCUMBRANCES	AVAILABLE BUDGET	PCT USE/COL
TOTAL DEBT SERVICE	1,567,088.00	1,567,088.00	965,643.73	.00	.00	601,444.27	61.6%
TOTAL UNLIMITED TAX ROAD BONDS	.00	.00	-457,230.35	-5,982.19	.00	457,230.35	100.0%
TOTAL REVENUES	-1,567,088.00	-1,567,088.00	-1,422,874.08	-5,982.19	.00	-144,213.92	
TOTAL EXPENSES	1,567,088.00	1,567,088.00	965,643.73	.00	.00	601,444.27	

**203 GEN OB REFUNDING BOND SRS 2021**

**000 UNDEFINED**

203 400100 CURRENT AD VALOREM TAXE	.00	-129,709.00	-34,127.62	-483.29	.00	-95,581.38	26.3
203 400400 PEN & INT - CURRENT LEV	.00	.00	-478.54	-57.31	.00	478.54	100.0
203 400500 DELIQ TAXES - PRIOR YEA	.00	.00	-2,114.29	-329.67	.00	2,114.29	100.0
203 400600 PEN & INT - PRIOR YEARS	.00	.00	-1,252.46	-136.11	.00	1,252.46	100.0
203 470000 INTEREST INCOME	.00	.00	-269.61	.00	.00	269.61	100.0
203 489900 OTHER REVENUE	.00	.00	-9,963.72	.00	.00	9,963.72	100.0
203 820600 XFER FROM GEN OB REFUND	.00	.00	-155,216.41	.00	.00	155,216.41	100.0
TOTAL UNDEFINED	.00	-129,709.00	-203,422.65	-1,006.38	.00	73,713.65	156.8%

**200 DEBT SERVICE**

20320092 566100 DEBT SERVICE - PRI	.00	75,000.00	75,000.00	.00	.00	.00	100.0
20320092 566200 DEBT SERVICE - INT	.00	54,709.00	13,783.06	.00	.00	40,925.94	25.2
TOTAL DEBT SERVICE	.00	129,709.00	88,783.06	.00	.00	40,925.94	68.4%
TOTAL GEN OB REFUNDING BOND SR	.00	.00	-114,639.59	-1,006.38	.00	114,639.59	100.0%
TOTAL REVENUES	.00	-129,709.00	-203,422.65	-1,006.38	.00	73,713.65	
TOTAL EXPENSES	.00	129,709.00	88,783.06	.00	.00	40,925.94	

**204 TAX NOTES, SERIES 2013**

**000 UNDEFINED**

204 920200 XFER TO UNLIMTD TAX RD	.00	.00	-1,709.34	-1,709.34	.00	1,709.34	100.0
-----------------------------------	-----	-----	-----------	-----------	-----	----------	-------

**BUDGET SUMMARIES REPORT**  
ACCOUNT SUMMARY JUNE 2022

FOR 2022 09

204	TAX NOTES, SERIES 2013	ORIGINAL APPROP	REVISED BUDGET	YTD ACTUAL	MTD ACTUAL	ENCUMBRANCES	AVAILABLE BUDGET	PCT USE/COL
	TOTAL UNDEFINED	.00	.00	-1,709.34	-1,709.34	.00	1,709.34	100.0%
	TOTAL TAX NOTES, SERIES 2013	.00	.00	-1,709.34	-1,709.34	.00	1,709.34	100.0%
	TOTAL EXPENSES	.00	.00	-1,709.34	-1,709.34	.00	1,709.34	
<b>206 GEN OB REFUNDING BOND SRS 2013</b>								
<b>000 UNDEFINED</b>								
206	400100 CURRENT AD VALOREM TAXE	-710,797.00	-710,797.00	-501,596.92	.00	.00	-209,200.08	70.6
206	400400 PEN & INT - CURRENT LEV	-2,914.00	-2,914.00	-24.11	.00	.00	-2,889.89	.8
206	400500 DELIQ TAXES - PRIOR YEA	-4,336.00	-4,336.00	-2,793.23	.00	.00	-1,542.77	64.4
206	400600 PEN & INT - PRIOR YEARS	-2,203.00	-2,203.00	-1,168.83	.00	.00	-1,034.17	53.1
206	470000 INTEREST INCOME	-1,000.00	-1,000.00	-647.69	.00	.00	-352.31	64.8
206	736100 DRAW FROM RESERVES	-74,800.00	-74,800.00	.00	.00	.00	-74,800.00	.0
206	920300 XFER TO GEN OB REFUND 2	.00	.00	155,216.41	.00	.00	-155,216.41	100.0
	TOTAL UNDEFINED	-796,050.00	-796,050.00	-351,014.37	.00	.00	-445,035.63	44.1%
<b>200 DEBT SERVICE</b>								
20620092	566100 DEBT SERVICE - PRI	655,000.00	674,608.00	655,000.00	.00	.00	19,608.00	97.1
20620092	566200 DEBT SERVICE - INT	141,050.00	121,442.00	13,100.00	.00	.00	108,342.00	10.8
	TOTAL DEBT SERVICE	796,050.00	796,050.00	668,100.00	.00	.00	127,950.00	83.9%
	TOTAL GEN OB REFUNDING BOND SR	.00	.00	317,085.63	.00	.00	-317,085.63	100.0%
	TOTAL REVENUES	-796,050.00	-796,050.00	-506,230.78	.00	.00	-289,819.22	
	TOTAL EXPENSES	796,050.00	796,050.00	823,316.41	.00	.00	-27,266.41	
<b>208 SPECIAL TAX REVENUE BONDS 2020</b>								
<b>000 UNDEFINED</b>								
208	470000 INTEREST INCOME	.00	.00	-290.49	.00	.00	290.49	100.0

**BUDGET SUMMARIES REPORT**  
ACCOUNT SUMMARY JUNE 2022

FOR 2022 09

208	SPECIAL TAX REVENUE BONDS 2020	ORIGINAL APPROP	REVISED BUDGET	YTD ACTUAL	MTD ACTUAL	ENCUMBRANCES	AVAILABLE BUDGET	PCT USE/COL
208 807900	XFER FROM VENUE HOT STV	-609,952.00	-1,219,904.00	-1,219,903.50	.00	.00	-.50	100.0
	TOTAL UNDEFINED	-609,952.00	-1,219,904.00	-1,220,193.99	.00	.00	289.99	100.0%

**200 DEBT SERVICE**

20820092 566100	DEBT SERVICE - PRI	460,000.00	460,000.00	.00	.00	.00	460,000.00	.0
20820092 566200	DEBT SERVICE - INT	149,952.00	149,952.00	74,725.75	.00	.00	75,226.25	49.8
20820092 566300	Debt Service Reser	.00	609,952.00	.00	.00	.00	609,952.00	.0
	TOTAL DEBT SERVICE	609,952.00	1,219,904.00	74,725.75	.00	.00	1,145,178.25	6.1%
	TOTAL SPECIAL TAX REVENUE BOND	.00	.00	-1,145,468.24	.00	.00	1,145,468.24	100.0%
	TOTAL REVENUES	-609,952.00	-1,219,904.00	-1,220,193.99	.00	.00	289.99	
	TOTAL EXPENSES	609,952.00	1,219,904.00	74,725.75	.00	.00	1,145,178.25	

**301 MPO ROAD CONSTRUCTION**

**000 UNDEFINED**

301 421300	TRANSPORTATION IMPROVEM	-694,441.00	-694,441.00	-199,128.78	.00	.00	-495,312.22	28.7
301 470000	INTEREST INCOME	.00	.00	-138.35	.00	.00	138.35	100.0
301 801100	XFER FROM GENERAL FUND	-210,000.00	-210,000.00	-210,000.00	.00	.00	.00	100.0
	TOTAL UNDEFINED	-904,441.00	-904,441.00	-409,267.13	.00	.00	-495,173.87	45.3%

**300 CAPITAL PROJECTS**

30130093 562200	CONTRACT SERVICES	904,441.00	904,441.00	310,420.58	30,603.61	594,020.42	.00	100.0
	TOTAL CAPITAL PROJECTS	904,441.00	904,441.00	310,420.58	30,603.61	594,020.42	.00	100.0%
	TOTAL MPO ROAD CONSTRUCTION	.00	.00	-98,846.55	30,603.61	594,020.42	-495,173.87	100.0%
	TOTAL REVENUES	-904,441.00	-904,441.00	-409,267.13	.00	.00	-495,173.87	
	TOTAL EXPENSES	904,441.00	904,441.00	310,420.58	30,603.61	594,020.42	.00	

**302 TAX ROAD BOND CONSTRUCTION**

**000 UNDEFINED**

**BUDGET SUMMARIES REPORT**  
ACCOUNT SUMMARY JUNE 2022

FOR 2022 09

302	TAX ROAD BOND CONSTRUCTION	ORIGINAL APPROP	REVISED BUDGET	YTD ACTUAL	MTD ACTUAL	ENCUMBRANCES	AVAILABLE BUDGET	PCT USE/COL
302 470000	INTEREST INCOME	-60,000.00	-60,000.00	-121,901.44	.00	.00	61,901.44	203.2
302 736100	DRAW FROM RESERVES	-38,786,657.00	-38,786,657.00	.00	.00	.00	-38,786,657.00	.0
TOTAL UNDEFINED		-38,846,657.00	-38,846,657.00	-121,901.44	.00	.00	-38,724,755.56	.3%

**300 CAPITAL PROJECTS**

30230093 520100	SUPPLIES/OTH OPER	2,644,691.00	2,644,691.00	1,000,000.00	.00	58,000.00	1,586,691.00	40.0
30230093 561400	PROFESSIONAL SERVI	3,180,694.00	3,180,694.00	1,201,484.24	89,830.74	1,920,879.42	58,330.34	98.2
30230093 562200	CONTRACT SERVICES	29,421,272.00	29,421,272.00	530,043.74	39,832.50	518,352.42	28,372,875.84	3.6
30230093 591600	RIGHT OF WAY EXPEN	3,600,000.00	3,600,000.00	595,515.16	52,942.28	2,904,484.84	100,000.00	97.2
TOTAL CAPITAL PROJECTS		38,846,657.00	38,846,657.00	3,327,043.14	182,605.52	5,401,716.68	30,117,897.18	22.5%
TOTAL TAX ROAD BOND CONSTRUCTIO		.00	.00	3,205,141.70	182,605.52	5,401,716.68	-8,606,858.38	100.0%
TOTAL REVENUES		-38,846,657.00	-38,846,657.00	-121,901.44	.00	.00	-38,724,755.56	
TOTAL EXPENSES		38,846,657.00	38,846,657.00	3,327,043.14	182,605.52	5,401,716.68	30,117,897.18	

**307 CRTS RENOVATIONS #2**

**000 UNDEFINED**

307 470000	INTEREST INCOME	-700.00	-4,700.00	-5,984.07	.00	.00	1,284.07	127.3
307 736100	DRAW FROM RESERVES	-60,000.00	-60,000.00	.00	.00	.00	-60,000.00	.0
TOTAL UNDEFINED		-60,700.00	-64,700.00	-5,984.07	.00	.00	-58,715.93	9.2%

**300 CAPITAL PROJECTS**

30730093 561400	PROFESSIONAL SERVI	700.00	135,700.00	61,571.90	.00	74,128.10	.00	100.0
30730093 610000	BUILDINGS	60,000.00	.00	.00	.00	.00	.00	.0
TOTAL CAPITAL PROJECTS		60,700.00	135,700.00	61,571.90	.00	74,128.10	.00	100.0%
TOTAL CRTS RENOVATIONS #2		.00	71,000.00	55,587.83	.00	74,128.10	-58,715.93	182.7%
TOTAL REVENUES		-60,700.00	-64,700.00	-5,984.07	.00	.00	-58,715.93	
TOTAL EXPENSES		60,700.00	135,700.00	61,571.90	.00	74,128.10	.00	



**BUDGET SUMMARIES REPORT**  
ACCOUNT SUMMARY JUNE 2022

FOR 2022 09

308	VENUE CAPITAL PROJECT	ORIGINAL APPROP	REVISED BUDGET	YTD ACTUAL	MTD ACTUAL	ENCUMBRANCES	AVAILABLE BUDGET	PCT USE/COL
<b>308 VENUE CAPITAL PROJECT</b>								
<b>000 UNDEFINED</b>								
308 470000	INTEREST INCOME	-5,000.00	-5,000.00	-7,096.48	.00	.00	2,096.48	141.9
308 736100	DRAW FROM RESERVES	-3,000,000.00	-3,000,000.00	.00	.00	.00	-3,000,000.00	.0
TOTAL UNDEFINED		-3,005,000.00	-3,005,000.00	-7,096.48	.00	.00	-2,997,903.52	.2%
<b>300 CAPITAL PROJECTS</b>								
30830093 561400	PROFESSIONAL SERVI	3,000,000.00	3,005,000.00	2,679,756.80	491,787.48	355,243.20	-30,000.00	101.0
30830093 599900	OTHER CHARGES	5,000.00	.00	.00	.00	.00	.00	.0
TOTAL CAPITAL PROJECTS		3,005,000.00	3,005,000.00	2,679,756.80	491,787.48	355,243.20	-30,000.00	101.0%
TOTAL VENUE CAPITAL PROJECT		.00	.00	2,672,660.32	491,787.48	355,243.20	-3,027,903.52	100.0%
TOTAL REVENUES		-3,005,000.00	-3,005,000.00	-7,096.48	.00	.00	-2,997,903.52	
TOTAL EXPENSES		3,005,000.00	3,005,000.00	2,679,756.80	491,787.48	355,243.20	-30,000.00	
<b>401 EMPLOYEE HEALTH BENEFIT</b>								
<b>000 UNDEFINED</b>								
401 470000	INTEREST INCOME	-20,000.00	-20,000.00	-18,620.60	.00	.00	-1,379.40	93.1
401 480600	INSURANCE REIMBURSEMENT	-50,000.00	-50,000.00	-15.52	.00	.00	-49,984.48	.0
401 483010	SURVIVOR SB872 INSURANC	-8,000.00	-8,000.00	.00	.00	.00	-8,000.00	.0
401 483100	COBRA INSURANCE PREMIUM	-20,000.00	-20,000.00	-2,423.69	-154.59	.00	-17,576.31	12.1
401 483200	RETIREE INSURANCE PREMI	-120,000.00	-120,000.00	-94,574.90	-11,540.00	.00	-25,425.10	78.8
401 484400	STOP LOSS REIMBURSEMENT	-250,000.00	-250,000.00	.00	.00	.00	-250,000.00	.0
401 485100	EMPLOYEE MEDICAL SHARE	-1,700,000.00	-1,700,000.00	-1,155,218.09	-127,495.47	.00	-544,781.91	68.0
401 485200	COUNTY MEDICAL SHARE	-10,614,000.00	-10,614,000.00	-6,845,616.13	-741,082.29	.00	-3,768,383.87	64.5
401 489900	OTHER REVENUE	-25,000.00	-25,000.00	.00	.00	.00	-25,000.00	.0
401 736100	DRAW FROM RESERVES	-1,154,140.00	-1,154,140.00	.00	.00	.00	-1,154,140.00	.0
TOTAL UNDEFINED		-13,961,140.00	-13,961,140.00	-8,116,468.93	-880,272.35	.00	-5,844,671.07	58.1%
<b>400 BENEFITS</b>								

**BUDGET SUMMARIES REPORT**  
ACCOUNT SUMMARY JUNE 2022

FOR 2022 09

	ORIGINAL APPROP	REVISED BUDGET	YTD ACTUAL	MTD ACTUAL	ENCUMBRANCES	AVAILABLE BUDGET	PCT USE/COL
40140094 561400 PROFESSIONAL SERVI	40,000.00	40,000.00	30,000.00	.00	.00	10,000.00	75.0
40140094 562200 CONTRACT SERVICES	705,000.00	705,000.00	511,570.96	54,283.50	167,835.83	25,593.21	96.4
40140094 581510 EMPLOYEE HEALTH BE	11,846,140.00	11,846,140.00	5,861,476.10	818,769.78	4,229,428.68	1,755,235.22	85.2
40140094 581600 HSA EMPLOYER CONTR	450,000.00	450,000.00	372,343.63	.00	.00	77,656.37	82.7
40140094 581700 RETIREE HRA PAYMEN	170,000.00	170,000.00	130,752.01	8,113.28	.00	39,247.99	76.9
40140094 581800 MEDICAL STOP LOSS	750,000.00	750,000.00	623,845.69	73,770.56	126,154.31	.00	100.0
TOTAL BENEFITS	13,961,140.00	13,961,140.00	7,529,988.39	954,937.12	4,523,418.82	1,907,732.79	86.3%
TOTAL EMPLOYEE HEALTH BENEFIT	.00	.00	-586,480.54	74,664.77	4,523,418.82	-3,936,938.28	100.0%
TOTAL REVENUES	-13,961,140.00	-13,961,140.00	-8,116,468.93	-880,272.35	.00	-5,844,671.07	
TOTAL EXPENSES	13,961,140.00	13,961,140.00	7,529,988.39	954,937.12	4,523,418.82	1,907,732.79	

**403 WORKERS COMPENSATION**

**000 UNDEFINED**

403 470000 INTEREST INCOME	-15,000.00	-15,000.00	-25,131.83	.00	.00	10,131.83	167.5
403 480600 INSURANCE REIMBURSEMENT	-10,000.00	-10,000.00	-283.24	.00	.00	-9,716.76	2.8
403 485210 COUNTY W/C SHARE	-1,500,000.00	-1,500,000.00	-1,340,025.92	-145,885.87	.00	-159,974.08	89.3
403 489900 OTHER REVENUE	-500.00	-500.00	-88.08	57.34	.00	-411.92	17.6
TOTAL UNDEFINED	-1,525,500.00	-1,525,500.00	-1,365,529.07	-145,828.53	.00	-159,970.93	89.5%

**400 BENEFITS**

40340094 520100 SUPPLIES/OTH OPER	500.00	500.00	.00	.00	.00	500.00	.0
40340094 562200 CONTRACT SERVICES	75,000.00	75,000.00	61,560.00	47,928.00	13,440.00	.00	100.0
40340094 580110 INSURANCE PREMIUM	250,000.00	250,000.00	180,022.00	.00	.00	69,978.00	72.0
40340094 581520 WORKERS COMP CLAIM	1,200,000.00	1,200,000.00	421,486.58	92,997.17	32,076.34	746,437.08	37.8
TOTAL BENEFITS	1,525,500.00	1,525,500.00	663,068.58	140,925.17	45,516.34	816,915.08	46.4%
TOTAL WORKERS COMPENSATION	.00	.00	-702,460.49	-4,903.36	45,516.34	656,944.15	100.0%
TOTAL REVENUES	-1,525,500.00	-1,525,500.00	-1,365,529.07	-145,828.53	.00	-159,970.93	
TOTAL EXPENSES	1,525,500.00	1,525,500.00	663,068.58	140,925.17	45,516.34	816,915.08	
GRAND TOTAL	.00	-441,332.00	-82,289,723.61	-29,038,427.52	33,680,502.26	48,167,889.35	*****%

\*\* END OF REPORT - Generated by Scott, Rhonda \*\*

# Budget Report

---

For Fiscal: 2021-2022 Period Ending 06/30/22

**Group/Fund Summary**

**BUDGET SUMMARIES REPORT**  
GROUP SUMMARY JUNE 2022

FOR 2022 09

	ORIGINAL APPROP	REVISED BUDGET	YTD ACTUAL	MTD ACTUAL	ENCUMBRANCES	AVAILABLE BUDGET	PCT USE/COL
<b>011 GENERAL FUND</b>							
000 UNDEFINED	-109,710,226.00	-110,577,397.00	-92,589,443.76	-3,539,101.77	.00	-17,987,953.24	83.7%
001 COMMISSIONERS' COURT	691,903.00	691,903.00	500,760.94	29,648.95	1,378.34	189,763.72	72.6%
002 COUNTY JUDGE	268,896.00	268,896.00	200,433.47	11,510.69	495.87	67,966.66	74.7%
003 COUNTY CLERK	1,386,560.00	1,386,560.00	858,030.87	48,796.20	12,241.52	516,287.61	62.8%
005 INFORMATION TECHNOLOGY SER	8,815,089.00	8,815,089.00	4,454,979.28	313,517.94	895,591.48	3,464,518.24	60.7%
007 NON DEPARTMENTAL	11,328,397.00	3,245,977.00	2,064,668.51	11,113.82	571,519.05	609,789.44	81.2%
009 TREASURER	405,772.00	405,772.00	294,386.83	16,393.06	1,349.46	110,035.71	72.9%
010 TAX ASSESSOR/COLLECTOR	2,095,860.00	2,097,660.00	1,380,105.88	76,852.44	18,152.17	699,401.95	66.7%
011 PURCHASING	519,823.00	519,823.00	362,486.47	24,314.49	6,332.02	151,004.51	71.0%
012 AUDITOR	1,274,200.00	1,274,200.00	804,294.32	49,750.49	4,410.77	465,494.91	63.5%
013 HUMAN RESOURCES	912,672.00	912,672.00	533,939.33	40,411.52	72,717.56	306,015.11	66.5%
014 COURTS	4,650,432.00	4,650,432.00	3,298,931.07	186,801.87	14,346.29	1,337,154.64	71.2%
015 APPELLATE COURTS	23,604.00	23,604.00	16,680.58	664.86	.00	6,923.42	70.7%
023 DISTRICT CLERK	1,894,073.00	1,894,073.00	1,240,430.84	68,357.82	31,381.56	622,260.60	67.1%
030 JUDICIAL COMPLIANCE	402,409.00	402,409.00	262,276.13	13,860.04	1,697.64	138,435.23	65.6%
031 JUSTICE OF THE PEACE PCT 1	350,314.00	350,314.00	268,186.31	14,721.04	2,292.30	79,835.39	77.2%
032 JUSTICE OF THE PEACE PCT 2	330,431.00	330,431.00	224,337.49	12,275.29	2,401.21	103,692.30	68.6%
033 JUSTICE OF THE PEACE PCT 3	373,920.00	373,920.00	265,689.35	14,347.57	106.39	108,124.26	71.1%
034 JUSTICE OF THE PEACE PCT 4	357,734.00	357,734.00	276,997.48	14,464.36	3,413.50	77,323.02	78.4%
038 CENTRAL JURY	404,950.00	404,950.00	185,720.34	33,730.40	9,457.00	209,772.66	48.2%
039 JUDICIAL	6,712,608.00	6,334,996.00	4,510,429.11	175,855.90	892,257.39	932,309.50	85.3%
040 DISTRICT ATTORNEY	7,615,727.00	7,720,727.00	5,231,720.96	322,347.54	203,045.09	2,285,960.95	70.4%
041 CONSTABLE PCT 1	106,202.00	106,202.00	63,297.25	4,314.25	3,887.84	39,016.91	63.3%
042 CONSTABLE PCT 2	85,557.00	85,557.00	63,446.27	3,597.47	2,830.70	19,280.03	77.5%
043 CONSTABLE PCT 3	86,840.00	86,840.00	56,373.31	3,149.35	3,005.99	27,460.70	68.4%
044 CONSTABLE PCT 4	134,754.00	134,754.00	63,706.78	4,327.97	44,748.44	26,298.78	80.5%
045 MEDICAL EXAMINER	2,691,656.00	2,700,316.00	1,661,848.86	134,311.39	630,137.79	408,329.35	84.9%
046 SHERIFF	15,368,045.00	17,915,182.00	11,681,064.36	671,939.68	1,402,878.09	4,831,239.55	73.0%
047 DETENTION CENTER	27,091,613.00	32,374,015.00	22,602,813.64	1,413,367.96	1,252,468.26	8,518,733.10	73.7%
048 INMATE TRANSPORTATION	151,100.00	301,100.00	178,582.78	12,156.92	55,146.30	67,370.92	77.6%
049 PUBLIC SAFETY	1,757,443.00	1,757,443.00	1,495,460.99	32,563.24	155,803.28	106,178.73	94.0%
057 COMM SUPERVISION & CORRECT	29,504.00	29,504.00	6,197.25	1,678.92	996.55	22,310.20	24.4%
061 FACILITY MAINTENANCE	6,508,352.00	6,673,385.00	4,348,061.87	344,086.85	388,017.08	1,937,306.05	71.0%
064 AUTO THEFT TASK FORCE	17,000.00	17,000.00	13,904.30	546.08	.00	3,095.70	81.8%
068 GENERAL ASSISTANCE	1,876,464.00	1,389,451.00	823,091.43	79,992.24	937.38	565,422.19	59.3%
070 VETERAN'S AFFAIRS	64,997.00	64,997.00	50,526.74	2,649.84	.00	14,470.26	77.7%
072 TEXAS AgrILIFE EXT	356,486.00	356,486.00	203,413.98	14,260.01	5,872.70	147,199.32	58.7%
077 ELECTIONS	1,857,300.00	2,057,300.00	1,599,947.36	267,565.17	167,109.48	290,243.16	85.9%
089 LIBRARY SERVICES	237,105.00	237,105.00	217,074.00	.00	17,962.00	2,069.00	99.1%
090 PUBLIC WORKS	474,434.00	474,434.00	308,726.57	18,107.82	3,997.97	161,709.46	65.9%
TOTAL REVENUES	-126,070,730.00	-126,937,901.00	-106,876,813.81	-4,205,523.49	.00	-20,061,087.19	
TOTAL EXPENSES	126,070,730.00	125,583,717.00	86,960,393.35	5,154,773.17	6,880,386.46	31,742,937.19	

**BUDGET SUMMARIES REPORT**  
**GROUP SUMMARY JUNE 2022**

FOR 2022 09

020	CONSOLIDATED ROAD AND BRIDGE	ORIGINAL APPROP	REVISED BUDGET	YTD ACTUAL	MTD ACTUAL	ENCUMBRANCES	AVAILABLE BUDGET	PCT USE/COL
<b>020 CONSOLIDATED ROAD AND BRIDGE</b>								
000	UNDEFINED	-10,015,870.00	-10,049,870.00	-8,061,790.25	-233,905.00	.00	-1,988,079.75	80.2%
190	CONSOLIDATED ROAD AND BRID	10,015,870.00	10,049,870.00	6,068,892.72	666,444.50	965,444.28	3,015,533.00	70.0%
	TOTAL REVENUES	-10,015,870.00	-10,049,870.00	-8,061,790.25	-233,905.00	.00	-1,988,079.75	
	TOTAL EXPENSES	10,015,870.00	10,049,870.00	6,068,892.72	666,444.50	965,444.28	3,015,533.00	
<b>031 PRECINCT 1 PARK</b>								
000	UNDEFINED	-125,682.00	-91,682.00	-37,865.69	-1,074.77	100.00	-53,916.31	41.2%
191	PRECINCT 1 PARK	125,682.00	91,682.00	43,400.89	4,911.06	19,301.33	28,979.78	68.4%
	TOTAL REVENUES	-184,166.00	-184,166.00	-130,349.69	-1,074.77	100.00	-53,916.31	
	TOTAL EXPENSES	184,166.00	184,166.00	135,884.89	4,911.06	19,301.33	28,979.78	
<b>032 SLATON/ROOSEVELT PARK</b>								
000	UNDEFINED	-309,924.00	-196,924.00	-125,810.27	-2,499.77	.00	-71,113.73	63.9%
192	PRECINCT 2 PARK	309,924.00	196,924.00	54,570.14	3,709.33	73,680.86	68,673.00	65.1%
	TOTAL REVENUES	-309,924.00	-196,924.00	-125,810.27	-2,499.77	.00	-71,113.73	
	TOTAL EXPENSES	309,924.00	196,924.00	54,570.14	3,709.33	73,680.86	68,673.00	
<b>033 IDALOU/NEW DEAL PARK</b>								
000	UNDEFINED	-133,776.00	-133,776.00	-64,112.64	-1,374.77	.00	-69,663.36	47.9%
193	PRECINCT 3 PARK	133,776.00	133,776.00	38,982.36	2,485.23	45,693.03	49,100.61	63.3%
	TOTAL REVENUES	-192,260.00	-192,260.00	-122,596.64	-1,374.77	.00	-69,663.36	
	TOTAL EXPENSES	192,260.00	192,260.00	97,466.36	2,485.23	45,693.03	49,100.61	
<b>034 SHALLOWATER PARK</b>								
000	UNDEFINED	-237,242.00	-237,242.00	-64,053.55	-1,324.77	.00	-173,188.45	27.0%
194	PRECINCT 4 PARK	237,242.00	237,242.00	22,927.52	1,963.68	8,802.49	205,511.99	13.4%
	TOTAL REVENUES	-295,726.00	-295,726.00	-122,537.55	-1,324.77	.00	-173,188.45	
	TOTAL EXPENSES	295,726.00	295,726.00	81,411.52	1,963.68	8,802.49	205,511.99	
<b>041 PERMANENT IMPROVEMENT</b>								

**BUDGET SUMMARIES REPORT**  
GROUP SUMMARY JUNE 2022

FOR 2022 09

041	PERMANENT IMPROVEMENT	ORIGINAL APPROP	REVISED BUDGET	YTD ACTUAL	MTD ACTUAL	ENCUMBRANCES	AVAILABLE BUDGET	PCT USE/COL
000	UNDEFINED	-7,298,125.00	-7,298,125.00	-5,114,898.82	-51,806.78	.00	-2,183,226.18	70.1%
061	FACILITY MAINTENANCE	7,298,125.00	7,298,125.00	2,103,993.64	305,293.00	2,156,277.08	3,037,854.28	58.4%
	TOTAL REVENUES	-7,298,125.00	-7,298,125.00	-5,114,898.82	-51,806.78	.00	-2,183,226.18	
	TOTAL EXPENSES	7,298,125.00	7,298,125.00	2,103,993.64	305,293.00	2,156,277.08	3,037,854.28	
<b>043 LCETRZ NOI TAX INCREMENT FUND</b>								
000	UNDEFINED	-189,025.00	-189,025.00	-188,848.89	.00	.00	-176.11	99.9%
090	PUBLIC WORKS	189,025.00	189,025.00	.00	.00	.00	189,025.00	.0%
	TOTAL REVENUES	-189,025.00	-189,025.00	-188,848.89	.00	.00	-176.11	
	TOTAL EXPENSES	189,025.00	189,025.00	.00	.00	.00	189,025.00	
<b>046 TJJD (P) JJAEP GRANT</b>								
000	UNDEFINED	-80,000.00	-80,000.00	-33,695.50	450.00	.00	-46,304.50	42.1%
051	JUVENILE PROBATION	80,000.00	80,000.00	.00	.00	.00	80,000.00	.0%
	TOTAL REVENUES	-80,000.00	-80,000.00	-33,695.50	450.00	.00	-46,304.50	
	TOTAL EXPENSES	80,000.00	80,000.00	.00	.00	.00	80,000.00	
<b>047 TJJD (R) REG DIVERSION GRANT</b>								
000	UNDEFINED	-15,628.00	-15,628.00	-12,793.98	.00	.00	-2,834.02	81.9%
051	JUVENILE PROBATION	15,628.00	15,628.00	12,793.98	.00	.00	2,834.02	81.9%
	TOTAL REVENUES	-15,628.00	-15,628.00	-12,793.98	.00	.00	-2,834.02	
	TOTAL EXPENSES	15,628.00	15,628.00	12,793.98	.00	.00	2,834.02	
<b>049 TJJD (S) PREV/INTER GRANT</b>								
000	UNDEFINED	.00	-66,000.00	-55,000.00	.00	60,500.00	-71,500.00	-8.3%
051	JUVENILE PROBATION	.00	66,000.00	.00	.00	.00	66,000.00	.0%
	TOTAL REVENUES	.00	-66,000.00	-55,000.00	.00	60,500.00	-71,500.00	
	TOTAL EXPENSES	.00	66,000.00	.00	.00	.00	66,000.00	
<b>050 JUVENILE STAR PROGRAM</b>								

**BUDGET SUMMARIES REPORT**  
**GROUP SUMMARY JUNE 2022**

FOR 2022 09

050	JUVENILE STAR PROGRAM	ORIGINAL APPROP	REVISED BUDGET	YTD ACTUAL	MTD ACTUAL	ENCUMBRANCES	AVAILABLE BUDGET	PCT USE/COL
000	UNDEFINED	-625,490.00	-625,490.00	-600,000.00	.00	.00	-25,490.00	95.9%
051	JUVENILE PROBATION	625,490.00	625,490.00	421,715.72	23,143.43	2,014.34	201,759.94	67.7%
	TOTAL REVENUES	-625,490.00	-625,490.00	-600,000.00	.00	.00	-25,490.00	
	TOTAL EXPENSES	625,490.00	625,490.00	421,715.72	23,143.43	2,014.34	201,759.94	
<b>051 JUVENILE PROBATION</b>								
000	UNDEFINED	-2,447,437.00	-2,447,437.00	-3,672,157.91	-664,508.34	.00	1,224,720.91	150.0%
051	JUVENILE PROBATION	2,447,437.00	2,447,437.00	1,517,470.14	107,049.95	55,519.73	874,447.13	64.3%
	TOTAL REVENUES	-8,048,144.00	-8,048,144.00	-5,997,872.16	-664,508.34	.00	-2,050,271.84	
	TOTAL EXPENSES	8,048,144.00	8,048,144.00	3,843,184.39	107,049.95	55,519.73	4,149,439.88	
<b>054 TJJD (A) JUV PROB COMM GRANT</b>								
000	UNDEFINED	-2,110,453.00	-2,142,453.00	-1,480,642.27	-138,772.00	.00	-661,810.73	69.1%
051	JUVENILE PROBATION	2,110,453.00	2,142,453.00	1,064,360.49	70,638.15	62,292.71	1,015,799.80	52.6%
	TOTAL REVENUES	-2,110,453.00	-2,142,453.00	-1,480,642.27	-138,772.00	.00	-661,810.73	
	TOTAL EXPENSES	2,110,453.00	2,142,453.00	1,064,360.49	70,638.15	62,292.71	1,015,799.80	
<b>055 JUVENILE DETENTION</b>								
000	UNDEFINED	-5,103,377.00	-5,103,377.00	-2,584,563.12	-95,815.00	.00	-2,518,813.88	50.6%
051	JUVENILE PROBATION	5,103,377.00	5,103,377.00	2,613,832.65	160,994.69	43,167.41	2,446,376.94	52.1%
	TOTAL REVENUES	-5,103,377.00	-5,103,377.00	-2,584,563.12	-95,815.00	.00	-2,518,813.88	
	TOTAL EXPENSES	5,103,377.00	5,103,377.00	2,613,832.65	160,994.69	43,167.41	2,446,376.94	
<b>057 JUVENILE FOOD SERVICE</b>								
000	UNDEFINED	-388,412.00	-388,412.00	-275,636.02	.00	.00	-112,775.98	71.0%
051	JUVENILE PROBATION	388,412.00	388,412.00	276,624.54	30,982.88	30,224.92	81,562.54	79.0%
	TOTAL REVENUES	-388,412.00	-388,412.00	-275,636.02	.00	.00	-112,775.98	
	TOTAL EXPENSES	388,412.00	388,412.00	276,624.54	30,982.88	30,224.92	81,562.54	
<b>064 TJJD (E) TITLE IV E GRANT</b>								

**BUDGET SUMMARIES REPORT**  
**GROUP SUMMARY JUNE 2022**

FOR 2022 09

064	TJJJ (E) TITLE IV E GRANT	ORIGINAL APPROP	REVISED BUDGET	YTD ACTUAL	MTD ACTUAL	ENCUMBRANCES	AVAILABLE BUDGET	PCT USE/COL
000 UNDEFINED		-204,400.00	-204,400.00	-3,118.91	.00	.00	-201,281.09	1.5%
051 JUVENILE PROBATION		204,400.00	204,400.00	.00	.00	.00	204,400.00	.0%
	TOTAL REVENUES	-204,400.00	-204,400.00	-3,118.91	.00	.00	-201,281.09	
	TOTAL EXPENSES	204,400.00	204,400.00	.00	.00	.00	204,400.00	
<b>066 CJD RE ENTRY DRUG COURT GRANT</b>								
000 UNDEFINED		-40,943.00	-40,943.00	.00	.00	.00	-40,943.00	.0%
014 COURTS		40,943.00	40,943.00	767.21	.00	.00	40,175.79	1.9%
	TOTAL REVENUES	-40,943.00	-40,943.00	.00	.00	.00	-40,943.00	
	TOTAL EXPENSES	40,943.00	40,943.00	767.21	.00	.00	40,175.79	
<b>067 CJD DWI COURT GRANT</b>								
000 UNDEFINED		-32,951.00	-32,951.00	-5,233.54	.00	.00	-27,717.46	15.9%
014 COURTS		32,951.00	32,951.00	8,607.54	2,774.00	945.00	23,398.46	29.0%
	TOTAL REVENUES	-32,951.00	-32,951.00	-5,233.54	.00	.00	-27,717.46	
	TOTAL EXPENSES	32,951.00	32,951.00	8,607.54	2,774.00	945.00	23,398.46	
<b>070 ON LINE ACCESS</b>								
000 UNDEFINED		-185,000.00	-185,000.00	-7,888.32	.00	.00	-177,111.68	4.3%
014 COURTS		185,000.00	185,000.00	5,525.01	4,750.96	3,583.99	175,891.00	4.9%
	TOTAL REVENUES	-185,000.00	-185,000.00	-7,888.32	.00	.00	-177,111.68	
	TOTAL EXPENSES	185,000.00	185,000.00	5,525.01	4,750.96	3,583.99	175,891.00	
<b>072 CJD DRUG COURT GRANT</b>								
000 UNDEFINED		-44,092.00	-44,092.00	-10,942.14	.00	.00	-33,149.86	24.8%
014 COURTS		44,092.00	44,092.00	10,958.64	-2,083.50	484.50	32,648.86	26.0%
	TOTAL REVENUES	-44,092.00	-44,092.00	-10,942.14	.00	.00	-33,149.86	
	TOTAL EXPENSES	44,092.00	44,092.00	10,958.64	-2,083.50	484.50	32,648.86	
<b>074 COUNTY DRUG COURT COURT COST</b>								



**BUDGET SUMMARIES REPORT**  
**GROUP SUMMARY JUNE 2022**

FOR 2022 09

074	COUNTY DRUG COURT COURT COST	ORIGINAL APPROP	REVISED BUDGET	YTD ACTUAL	MTD ACTUAL	ENCUMBRANCES	AVAILABLE BUDGET	PCT USE/COL
000 UNDEFINED		-33,240.00	-33,240.00	-17,615.47	-6,450.72	.00	-15,624.53	53.0%
014 COURTS		33,240.00	33,240.00	104.17	.00	423.81	32,712.02	1.6%
	TOTAL REVENUES	-33,240.00	-33,240.00	-17,615.47	-6,450.72	.00	-15,624.53	
	TOTAL EXPENSES	33,240.00	33,240.00	104.17	.00	423.81	32,712.02	
<b>075 DISPUTE RESOLUTION</b>								
000 UNDEFINED		-370,298.00	-370,298.00	-211,062.30	-22,553.91	.00	-159,235.70	57.0%
075 DISPUTE RESOLUTION		370,298.00	370,298.00	260,761.51	24,219.37	4,288.31	105,248.18	71.6%
	TOTAL REVENUES	-371,350.00	-371,350.00	-250,420.98	-35,915.01	.00	-120,929.02	
	TOTAL EXPENSES	371,350.00	371,350.00	300,120.19	37,580.47	4,288.31	66,941.50	
<b>076 USDA AG MEDIATION GRANT</b>								
000 UNDEFINED		-420,000.00	-420,000.00	-136,054.20	-49,262.00	.00	-283,945.80	32.4%
076 USDA AG MEDIATION GRANT		420,000.00	420,000.00	136,054.20	9,654.73	427.43	283,518.37	32.5%
	TOTAL REVENUES	-420,000.00	-420,000.00	-136,054.20	-49,262.00	.00	-283,945.80	
	TOTAL EXPENSES	420,000.00	420,000.00	136,054.20	9,654.73	427.43	283,518.37	
<b>077 DOMESTIC RELATIONS OFFICE</b>								
000 UNDEFINED		-227,110.00	-227,110.00	-138,039.77	-15,580.39	.00	-89,070.23	60.8%
075 DISPUTE RESOLUTION		227,110.00	232,910.00	115,545.95	12,954.41	5,135.18	112,228.87	51.8%
	TOTAL REVENUES	-227,110.00	-227,110.00	-138,039.77	-15,580.39	.00	-89,070.23	
	TOTAL EXPENSES	227,110.00	232,910.00	115,545.95	12,954.41	5,135.18	112,228.87	
<b>078 MEDIATION &amp; MENTAL HEALTH GRAN</b>								
000 UNDEFINED		-14,602.00	-14,602.00	-6,626.70	.00	.00	-7,975.30	45.4%
076 USDA AG MEDIATION GRANT		14,602.00	14,602.00	6,626.70	.00	2,731.85	5,243.45	64.1%
	TOTAL REVENUES	-14,602.00	-14,602.00	-6,626.70	.00	.00	-7,975.30	
	TOTAL EXPENSES	14,602.00	14,602.00	6,626.70	.00	2,731.85	5,243.45	
<b>079 VENUE HOT &amp; STVR TAX</b>								

**BUDGET SUMMARIES REPORT**  
GROUP SUMMARY JUNE 2022

FOR 2022 09

079	VENUE HOT & STVR TAX	ORIGINAL APPROP	REVISED BUDGET	YTD ACTUAL	MTD ACTUAL	ENCUMBRANCES	AVAILABLE BUDGET	PCT USE/COL
000 UNDEFINED		-1,735,048.00	-1,125,096.00	-891,970.24	-329,271.69	.00	-233,125.76	79.3%
001 COMMISSIONERS' COURT		1,735,048.00	1,735,048.00	245.00	.00	.00	1,734,803.00	.0%
	TOTAL REVENUES	-2,345,000.00	-2,345,000.00	-2,111,873.74	-329,271.69	.00	-233,126.26	
	TOTAL EXPENSES	2,345,000.00	2,954,952.00	1,220,148.50	.00	.00	1,734,803.50	
<b>081 LAW LIBRARY</b>								
000 UNDEFINED		-202,875.00	-202,875.00	-148,419.10	-17,973.70	.00	-54,455.90	73.2%
081 LAW LIBRARY		202,875.00	202,875.00	160,843.64	11,015.74	14,777.00	27,254.36	86.6%
	TOTAL REVENUES	-202,875.00	-202,875.00	-148,419.10	-17,973.70	.00	-54,455.90	
	TOTAL EXPENSES	202,875.00	202,875.00	160,843.64	11,015.74	14,777.00	27,254.36	
<b>083 ELECTION SERVICES</b>								
000 UNDEFINED		-769,775.00	-769,775.00	-335,353.18	-74,398.15	.00	-434,421.82	43.6%
077 ELECTIONS		769,775.00	769,775.00	335,353.18	-12,787.74	205,188.19	229,233.63	70.2%
	TOTAL REVENUES	-769,775.00	-769,775.00	-335,353.18	-74,398.15	.00	-434,421.82	
	TOTAL EXPENSES	769,775.00	769,775.00	335,353.18	-12,787.74	205,188.19	229,233.63	
<b>084 HELP AMERICA VOTE ACT</b>								
000 UNDEFINED		.00	-4,024,697.00	-4,024,697.00	.00	.00	.00	100.0%
077 ELECTIONS		.00	4,024,697.00	.00	.00	4,024,697.00	.00	100.0%
	TOTAL REVENUES	.00	-4,024,697.00	-4,024,697.00	.00	.00	.00	
	TOTAL EXPENSES	.00	4,024,697.00	.00	.00	4,024,697.00	.00	
<b>085 ELECTION ADMINISTRATION</b>								
000 UNDEFINED		-64,000.00	-64,000.00	-49,506.04	-48,865.62	.00	-14,493.96	77.4%
077 ELECTIONS		64,000.00	64,000.00	21,044.75	.00	.00	42,955.25	32.9%
	TOTAL REVENUES	-64,000.00	-64,000.00	-49,506.04	-48,865.62	.00	-14,493.96	
	TOTAL EXPENSES	64,000.00	64,000.00	21,044.75	.00	.00	42,955.25	
<b>086 ELECTION EQUIPMENT</b>								

**BUDGET SUMMARIES REPORT**  
**GROUP SUMMARY JUNE 2022**

FOR 2022 09

086	ELECTION EQUIPMENT	ORIGINAL APPROP	REVISED BUDGET	YTD ACTUAL	MTD ACTUAL	ENCUMBRANCES	AVAILABLE BUDGET	PCT USE/COL
000 UNDEFINED		-75,100.00	-75,100.00	-128,547.29	-127,773.46	.00	53,447.29	171.2%
077 ELECTIONS		75,100.00	81,200.00	79,500.00	.00	.00	1,700.00	97.9%
	TOTAL REVENUES	-75,100.00	-75,100.00	-128,547.29	-127,773.46	.00	53,447.29	
	TOTAL EXPENSES	75,100.00	81,200.00	79,500.00	.00	.00	1,700.00	
<b>090 DIST CLK RECORDS MGT. AND PRES</b>								
000 UNDEFINED		-41,701.00	-41,701.00	-5,102.85	-78.23	.00	-36,598.15	12.2%
023 DISTRICT CLERK		41,701.00	41,701.00	9,001.81	502.30	1,450.00	31,249.19	25.1%
	TOTAL REVENUES	-41,701.00	-41,701.00	-5,102.85	-78.23	.00	-36,598.15	
	TOTAL EXPENSES	41,701.00	41,701.00	9,001.81	502.30	1,450.00	31,249.19	
<b>091 CTY CLK RECORDS MGT. AND PRES</b>								
000 UNDEFINED		-645,992.00	-645,992.00	-490,844.60	-50,827.56	.00	-155,147.40	76.0%
003 COUNTY CLERK		645,992.00	645,992.00	44,564.76	1,814.48	4,693.95	596,733.29	7.6%
	TOTAL REVENUES	-645,992.00	-645,992.00	-490,844.60	-50,827.56	.00	-155,147.40	
	TOTAL EXPENSES	645,992.00	645,992.00	44,564.76	1,814.48	4,693.95	596,733.29	
<b>092 CTY RECORDS MGT. AND PRES</b>								
000 UNDEFINED		-82,948.00	-82,948.00	-91,489.27	-22,188.20	.00	8,541.27	110.3%
001 COMMISSIONERS' COURT		82,948.00	82,948.00	55,686.96	2,920.67	.00	27,261.04	67.1%
	TOTAL REVENUES	-82,948.00	-82,948.00	-91,489.27	-22,188.20	.00	8,541.27	
	TOTAL EXPENSES	82,948.00	82,948.00	55,686.96	2,920.67	.00	27,261.04	
<b>093 COURTHOUSE SECURITY</b>								
000 UNDEFINED		-110,000.00	-110,000.00	-117,201.11	-23,148.87	.00	7,201.11	106.5%
046 SHERIFF		110,000.00	110,000.00	145,865.38	7,977.58	3,664.69	-39,530.07	135.9%
	TOTAL REVENUES	-110,000.00	-110,000.00	-117,201.11	-23,148.87	.00	7,201.11	
	TOTAL EXPENSES	110,000.00	110,000.00	145,865.38	7,977.58	3,664.69	-39,530.07	
<b>094 COURT RECORD PRESERVATION</b>								

**BUDGET SUMMARIES REPORT**  
**GROUP SUMMARY JUNE 2022**

FOR 2022 09

094	COURT RECORD PRESERVATION	ORIGINAL APPROP	REVISED BUDGET	YTD ACTUAL	MTD ACTUAL	ENCUMBRANCES	AVAILABLE BUDGET	PCT USE/COL
000	UNDEFINED	-48,600.00	-48,600.00	-12,456.39	-50.00	.00	-36,143.61	25.6%
001	COMMISSIONERS' COURT	48,600.00	48,600.00	.00	.00	7,339.03	41,260.97	15.1%
	TOTAL REVENUES	-48,600.00	-48,600.00	-12,456.39	-50.00	.00	-36,143.61	
	TOTAL EXPENSES	48,600.00	48,600.00	.00	.00	7,339.03	41,260.97	
<b>095 LOCAL TRUANCY PREVENT &amp; DIVERS</b>								
000	UNDEFINED	-19,333.00	-19,333.00	-10,715.99	-3,718.86	.00	-8,617.01	55.4%
001	COMMISSIONERS' COURT	19,333.00	19,333.00	.00	.00	.00	19,333.00	.0%
	TOTAL REVENUES	-19,333.00	-19,333.00	-10,715.99	-3,718.86	.00	-8,617.01	
	TOTAL EXPENSES	19,333.00	19,333.00	.00	.00	.00	19,333.00	
<b>096 HISTORICAL COMMISSION</b>								
000	UNDEFINED	-6,150.00	-6,150.00	-5,592.72	.00	.00	-557.28	90.9%
001	COMMISSIONERS' COURT	6,150.00	6,150.00	1,257.89	540.59	.00	4,892.11	20.5%
	TOTAL REVENUES	-6,150.00	-6,150.00	-5,592.72	.00	.00	-557.28	
	TOTAL EXPENSES	6,150.00	6,150.00	1,257.89	540.59	.00	4,892.11	
<b>097 CHILD ABUSE PREVENTION</b>								
000	UNDEFINED	-5,025.00	-5,025.00	-473.93	-163.72	.00	-4,551.07	9.4%
001	COMMISSIONERS' COURT	5,025.00	5,025.00	.00	.00	.00	5,025.00	.0%
	TOTAL REVENUES	-5,025.00	-5,025.00	-473.93	-163.72	.00	-4,551.07	
	TOTAL EXPENSES	5,025.00	5,025.00	.00	.00	.00	5,025.00	
<b>099 CTY/DIST COURT TECHNOLOGY</b>								
000	UNDEFINED	-7,000.00	-7,000.00	-3,257.14	-1,077.33	.00	-3,742.86	46.5%
001	COMMISSIONERS' COURT	7,000.00	7,000.00	.00	.00	.00	7,000.00	.0%
	TOTAL REVENUES	-7,000.00	-7,000.00	-3,257.14	-1,077.33	.00	-3,742.86	
	TOTAL EXPENSES	7,000.00	7,000.00	.00	.00	.00	7,000.00	
<b>102 DIST COURT RECORDS TECHNOLOGY</b>								

**BUDGET SUMMARIES REPORT**  
**GROUP SUMMARY JUNE 2022**

FOR 2022 09

102	DIST COURT RECORDS TECHNOLOGY	ORIGINAL APPROP	REVISED BUDGET	YTD ACTUAL	MTD ACTUAL	ENCUMBRANCES	AVAILABLE BUDGET	PCT USE/COL
000 UNDEFINED		-64,250.00	-64,250.00	-9,316.36	-71.20	.00	-54,933.64	14.5%
023 DISTRICT CLERK		64,250.00	64,250.00	.00	.00	.00	64,250.00	.0%
	TOTAL REVENUES	-64,250.00	-64,250.00	-9,316.36	-71.20	.00	-54,933.64	
	TOTAL EXPENSES	64,250.00	64,250.00	.00	.00	.00	64,250.00	
<b>103 COUNTY CLERK RECORDS ARCHIVES</b>								
000 UNDEFINED		-1,440,000.00	-1,440,000.00	-483,952.30	-64,990.00	.00	-956,047.70	33.6%
003 COUNTY CLERK		1,440,000.00	1,440,000.00	35,317.10	24,319.00	29,282.90	1,375,400.00	4.5%
	TOTAL REVENUES	-1,440,000.00	-1,440,000.00	-483,952.30	-64,990.00	.00	-956,047.70	
	TOTAL EXPENSES	1,440,000.00	1,440,000.00	35,317.10	24,319.00	29,282.90	1,375,400.00	
<b>105 COMMUNITY/ECONOMIC DEV PRG</b>								
000 UNDEFINED		-23,500.00	-23,500.00	-1,201.82	.00	.00	-22,298.18	5.1%
002 COUNTY JUDGE		23,500.00	23,500.00	12,914.98	1,664.98	1,250.00	9,335.02	60.3%
	TOTAL REVENUES	-23,500.00	-23,500.00	-1,201.82	.00	.00	-22,298.18	
	TOTAL EXPENSES	23,500.00	23,500.00	12,914.98	1,664.98	1,250.00	9,335.02	
<b>106 AMERICAN RESCUE PLAN ACT</b>								
000 UNDEFINED		-30,162,197.00	-60,324,387.00	-60,422,250.76	-30,162,193.50	.00	97,863.76	100.2%
001 COMMISSIONERS' COURT		30,162,197.00	60,324,387.00	8,977,813.88	102,057.63	7,688,604.57	43,657,968.55	27.6%
	TOTAL REVENUES	-30,162,197.00	-60,324,387.00	-60,422,250.76	-30,162,193.50	.00	97,863.76	
	TOTAL EXPENSES	30,162,197.00	60,324,387.00	8,977,813.88	102,057.63	7,688,604.57	43,657,968.55	
<b>108 JP1 JUSTICE COURT TECHNOLOGY</b>								
000 UNDEFINED		-58,153.00	-58,153.00	-3,678.34	-892.04	.00	-54,474.66	6.3%
001 COMMISSIONERS' COURT		58,153.00	58,153.00	11,478.14	2,315.25	2,055.28	44,619.58	23.3%
	TOTAL REVENUES	-58,153.00	-58,153.00	-3,678.34	-892.04	.00	-54,474.66	
	TOTAL EXPENSES	58,153.00	58,153.00	11,478.14	2,315.25	2,055.28	44,619.58	
<b>109 JP2 JUSTICE COURT TECHNOLOGY</b>								

**BUDGET SUMMARIES REPORT**  
GROUP SUMMARY JUNE 2022

FOR 2022 09

109	JP2 JUSTICE COURT TECHNOLOGY	ORIGINAL APPROP	REVISED BUDGET	YTD ACTUAL	MTD ACTUAL	ENCUMBRANCES	AVAILABLE BUDGET	PCT USE/COL
000 UNDEFINED		-42,812.00	-42,812.00	-1,697.78	-651.47	.00	-41,114.22	4.0%
001 COMMISSIONERS' COURT		42,812.00	42,812.00	9,548.61	948.58	611.31	32,652.08	23.7%
	TOTAL REVENUES	-42,812.00	-42,812.00	-1,697.78	-651.47	.00	-41,114.22	
	TOTAL EXPENSES	42,812.00	42,812.00	9,548.61	948.58	611.31	32,652.08	
<b>110 JP3 JUSTICE COURT TECHNOLOGY</b>								
000 UNDEFINED		-15,700.00	-15,700.00	-1,671.30	-289.93	.00	-14,028.70	10.6%
001 COMMISSIONERS' COURT		15,700.00	15,700.00	900.15	86.15	469.85	14,330.00	8.7%
	TOTAL REVENUES	-15,700.00	-15,700.00	-1,671.30	-289.93	.00	-14,028.70	
	TOTAL EXPENSES	15,700.00	15,700.00	900.15	86.15	469.85	14,330.00	
<b>111 JP4 JUSTICE COURT TECHNOLOGY</b>								
000 UNDEFINED		-8,550.00	-8,550.00	-4,111.50	-1,270.88	.00	-4,438.50	48.1%
001 COMMISSIONERS' COURT		8,550.00	8,550.00	2,320.00	.00	.00	6,230.00	27.1%
	TOTAL REVENUES	-8,550.00	-8,550.00	-4,111.50	-1,270.88	.00	-4,438.50	
	TOTAL EXPENSES	8,550.00	8,550.00	2,320.00	.00	.00	6,230.00	
<b>112 COURT FACILITY FEE</b>								
000 UNDEFINED		.00	.00	-44,114.09	-10,140.01	.00	44,114.09	100.0%
	TOTAL REVENUES	.00	.00	-44,114.09	-10,140.01	.00	44,114.09	
<b>114 JUDICIAL EDUCATION &amp; SUPPORT</b>								
000 UNDEFINED		.00	.00	-2,935.06	-2,935.06	.00	2,935.06	100.0%
	TOTAL REVENUES	.00	.00	-2,935.06	-2,935.06	.00	2,935.06	
<b>115 LANGUAGE ACCESS</b>								
000 UNDEFINED		.00	.00	-16,347.32	-3,273.04	.00	16,347.32	100.0%
	TOTAL REVENUES	.00	.00	-16,347.32	-3,273.04	.00	16,347.32	
<b>122 SHERIFF CONTRABAND</b>								

**BUDGET SUMMARIES REPORT**  
GROUP SUMMARY JUNE 2022

FOR 2022 09

122	SHERIFF CONTRABAND	ORIGINAL APPROP	REVISED BUDGET	YTD ACTUAL	MTD ACTUAL	ENCUMBRANCES	AVAILABLE BUDGET	PCT USE/COL
000 UNDEFINED		-263,500.00	-263,500.00	-194,281.67	-12,366.90	.00	-69,218.33	73.7%
046 SHERIFF		263,500.00	483,500.00	252,658.74	15,418.71	.00	230,841.26	52.3%
	TOTAL REVENUES	-263,500.00	-263,500.00	-194,281.67	-12,366.90	.00	-69,218.33	
	TOTAL EXPENSES	263,500.00	483,500.00	252,658.74	15,418.71	.00	230,841.26	
<b>124 INMATE SUPPLY</b>								
000 UNDEFINED		-864,000.00	-864,000.00	-947,351.48	-93,966.59	.00	83,351.48	109.6%
047 DETENTION CENTER		864,000.00	864,000.00	631,005.10	95,018.79	.00	232,994.90	73.0%
	TOTAL REVENUES	-864,000.00	-864,000.00	-947,351.48	-93,966.59	.00	83,351.48	
	TOTAL EXPENSES	864,000.00	864,000.00	631,005.10	95,018.79	.00	232,994.90	
<b>126 VINE GRANT</b>								
000 UNDEFINED		-30,171.00	-30,171.00	-22,607.76	.00	.00	-7,563.24	74.9%
046 SHERIFF		30,171.00	30,171.00	22,607.76	7,535.92	7,535.92	27.32	99.9%
	TOTAL REVENUES	-30,171.00	-30,171.00	-22,607.76	.00	.00	-7,563.24	
	TOTAL EXPENSES	30,171.00	30,171.00	22,607.76	7,535.92	7,535.92	27.32	
<b>128 HOMELAND SECURITY GRANT</b>								
000 UNDEFINED		-25,000.00	-155,466.00	-109,844.43	-12,473.75	.00	-45,621.57	70.7%
046 SHERIFF		25,000.00	155,466.00	120,476.58	23,105.90	21,338.81	13,650.61	91.2%
	TOTAL REVENUES	-25,000.00	-155,466.00	-109,844.43	-12,473.75	.00	-45,621.57	
	TOTAL EXPENSES	25,000.00	155,466.00	120,476.58	23,105.90	21,338.81	13,650.61	
<b>129 HAZARD MITIGATION GRANT-EM</b>								
000 UNDEFINED		.00	-243,600.00	.00	.00	.00	-243,600.00	.0%
046 SHERIFF		.00	243,600.00	83,709.00	20,947.75	86,861.00	73,030.00	70.0%
	TOTAL REVENUES	.00	-243,600.00	.00	.00	.00	-243,600.00	
	TOTAL EXPENSES	.00	243,600.00	83,709.00	20,947.75	86,861.00	73,030.00	
<b>130 PROJECT SAFE NEIGHBORHOOD</b>								

**BUDGET SUMMARIES REPORT**  
GROUP SUMMARY JUNE 2022

FOR 2022 09

130	PROJECT SAFE NEIGHBORHOOD	ORIGINAL APPROP	REVISED BUDGET	YTD ACTUAL	MTD ACTUAL	ENCUMBRANCES	AVAILABLE BUDGET	PCT USE/COL
000 UNDEFINED		-89,839.00	-89,839.00	-32,533.74	-7,686.59	.00	-57,305.26	36.2%
046 SHERIFF		89,839.00	89,839.00	32,533.74	7,686.59	1,003.10	56,302.16	37.3%
	TOTAL REVENUES	-89,839.00	-89,839.00	-32,533.74	-7,686.59	.00	-57,305.26	
	TOTAL EXPENSES	89,839.00	89,839.00	32,533.74	7,686.59	1,003.10	56,302.16	
<b>142 LEOSE SHERIFF</b>								
000 UNDEFINED		-120,688.00	-120,688.00	-21,717.04	.00	.00	-98,970.96	18.0%
046 SHERIFF		120,688.00	120,688.00	17,655.76	5,303.61	.00	103,032.24	14.6%
	TOTAL REVENUES	-120,688.00	-120,688.00	-21,717.04	.00	.00	-98,970.96	
	TOTAL EXPENSES	120,688.00	120,688.00	17,655.76	5,303.61	.00	103,032.24	
<b>145 SHERIFF COMMISSARY SALARY</b>								
000 UNDEFINED		-680,525.00	-680,525.00	-495,030.85	-86,377.49	.00	-185,494.15	72.7%
047 DETENTION CENTER		680,525.00	680,525.00	513,144.98	28,460.38	.00	167,380.02	75.4%
	TOTAL REVENUES	-680,525.00	-680,525.00	-495,030.85	-86,377.49	.00	-185,494.15	
	TOTAL EXPENSES	680,525.00	680,525.00	513,144.98	28,460.38	.00	167,380.02	
<b>146 LECD EMER COMMUNICATION GRANT</b>								
000 UNDEFINED		.00	-11,724.00	.00	.00	.00	-11,724.00	.0%
046 SHERIFF		.00	11,724.00	4,630.36	.00	1,350.00	5,743.64	51.0%
	TOTAL REVENUES	.00	-11,724.00	.00	.00	.00	-11,724.00	
	TOTAL EXPENSES	.00	11,724.00	4,630.36	.00	1,350.00	5,743.64	
<b>148 MAT RE-ENTRY PROGRAM</b>								
000 UNDEFINED		-214,049.00	-214,049.00	-1,318.30	.00	.00	-212,730.70	.6%
046 SHERIFF		214,049.00	214,049.00	6,170.58	323.75	.00	207,878.42	2.9%
	TOTAL REVENUES	-214,049.00	-214,049.00	-1,318.30	.00	.00	-212,730.70	
	TOTAL EXPENSES	214,049.00	214,049.00	6,170.58	323.75	.00	207,878.42	
<b>150 TAG GRANT</b>								



**BUDGET SUMMARIES REPORT**  
GROUP SUMMARY JUNE 2022

FOR 2022 09

150	TAG GRANT	ORIGINAL APPROP	REVISED BUDGET	YTD ACTUAL	MTD ACTUAL	ENCUMBRANCES	AVAILABLE BUDGET	PCT USE/COL
000	UNDEFINED	-845,891.00	-845,891.00	-495,373.17	-56,711.43	.00	-350,517.83	58.6%
046	SHERIFF	845,891.00	845,891.00	495,698.15	45,235.83	109,696.32	240,496.53	71.6%
	TOTAL REVENUES	-845,891.00	-845,891.00	-495,373.17	-56,711.43	.00	-350,517.83	
	TOTAL EXPENSES	845,891.00	845,891.00	495,698.15	45,235.83	109,696.32	240,496.53	
<b>161 CDA BUSINESS CRIMES</b>								
000	UNDEFINED	-108,500.00	-108,500.00	-38,383.82	.00	.00	-70,116.18	35.4%
040	DISTRICT ATTORNEY	108,500.00	108,500.00	33,848.41	1,508.11	.00	74,651.59	31.2%
	TOTAL REVENUES	-108,500.00	-108,500.00	-38,383.82	.00	.00	-70,116.18	
	TOTAL EXPENSES	108,500.00	108,500.00	33,848.41	1,508.11	.00	74,651.59	
<b>163 CDA CONTRABAND</b>								
000	UNDEFINED	-76,500.00	-76,500.00	-64,744.86	.00	.00	-11,755.14	84.6%
040	DISTRICT ATTORNEY	76,500.00	76,500.00	78,712.36	700.56	.00	-2,212.36	102.9%
	TOTAL REVENUES	-76,500.00	-76,500.00	-64,744.86	.00	.00	-11,755.14	
	TOTAL EXPENSES	76,500.00	76,500.00	78,712.36	700.56	.00	-2,212.36	
<b>164 CDA SPATTF GRANT</b>								
000	UNDEFINED	-886,980.00	-948,806.00	-725,985.53	-19,600.26	.00	-222,820.47	76.5%
040	DISTRICT ATTORNEY	886,980.00	948,806.00	684,695.72	49,657.49	9,439.48	254,670.80	73.2%
	TOTAL REVENUES	-886,980.00	-948,806.00	-725,985.53	-19,600.26	.00	-222,820.47	
	TOTAL EXPENSES	886,980.00	948,806.00	684,695.72	49,657.49	9,439.48	254,670.80	
<b>166 CDA JAG GRANT</b>								
000	UNDEFINED	-153,235.00	-153,235.00	-259,142.57	-102,142.03	.00	105,907.57	169.1%
040	DISTRICT ATTORNEY	153,235.00	153,235.00	50,539.14	31,598.98	43,725.59	58,970.27	61.5%
	TOTAL REVENUES	-153,235.00	-153,235.00	-259,142.57	-102,142.03	.00	105,907.57	
	TOTAL EXPENSES	153,235.00	153,235.00	50,539.14	31,598.98	43,725.59	58,970.27	
<b>168 CDA Border Prosecution Unit</b>								

**BUDGET SUMMARIES REPORT**  
**GROUP SUMMARY JUNE 2022**

FOR 2022 09

168	CDA Border Prosecution Unit	ORIGINAL APPROP	REVISED BUDGET	YTD ACTUAL	MTD ACTUAL	ENCUMBRANCES	AVAILABLE BUDGET	PCT USE/COL
000	UNDEFINED	-273,772.00	-273,772.00	-93,607.42	-9,817.65	.00	-180,164.58	34.2%
040	DISTRICT ATTORNEY	273,772.00	273,772.00	93,607.42	4,916.94	.00	180,164.58	34.2%
	TOTAL REVENUES	-273,772.00	-273,772.00	-93,607.42	-9,817.65	.00	-180,164.58	
	TOTAL EXPENSES	273,772.00	273,772.00	93,607.42	4,916.94	.00	180,164.58	
<b>171 CDA VOCA VICTIM ADV PROJECT</b>								
000	UNDEFINED	-149,963.00	-149,963.00	-97,288.32	-12,881.86	.00	-52,674.68	64.9%
040	DISTRICT ATTORNEY	149,963.00	149,963.00	97,288.32	7,570.76	.00	52,674.68	64.9%
	TOTAL REVENUES	-149,963.00	-149,963.00	-97,288.32	-12,881.86	.00	-52,674.68	
	TOTAL EXPENSES	149,963.00	149,963.00	97,288.32	7,570.76	.00	52,674.68	
<b>201 GEN OB REFUNDING BOND SRS 2016</b>								
000	UNDEFINED	-5,733,250.00	-5,733,250.00	-5,202,725.90	-27,243.17	.00	-530,524.10	90.7%
200	DEBT SERVICE	5,733,250.00	5,733,250.00	5,593,193.00	.00	.00	140,057.00	97.6%
	TOTAL REVENUES	-5,733,250.00	-5,733,250.00	-5,202,725.90	-27,243.17	.00	-530,524.10	
	TOTAL EXPENSES	5,733,250.00	5,733,250.00	5,593,193.00	.00	.00	140,057.00	
<b>202 UNLIMITED TAX ROAD BONDS</b>								
000	UNDEFINED	-1,567,088.00	-1,567,088.00	-1,422,874.08	-5,982.19	.00	-144,213.92	90.8%
200	DEBT SERVICE	1,567,088.00	1,567,088.00	965,643.73	.00	.00	601,444.27	61.6%
	TOTAL REVENUES	-1,567,088.00	-1,567,088.00	-1,422,874.08	-5,982.19	.00	-144,213.92	
	TOTAL EXPENSES	1,567,088.00	1,567,088.00	965,643.73	.00	.00	601,444.27	
<b>203 GEN OB REFUNDING BOND SRS 2021</b>								
000	UNDEFINED	.00	-129,709.00	-203,422.65	-1,006.38	.00	73,713.65	156.8%
200	DEBT SERVICE	.00	129,709.00	88,783.06	.00	.00	40,925.94	68.4%
	TOTAL REVENUES	.00	-129,709.00	-203,422.65	-1,006.38	.00	73,713.65	
	TOTAL EXPENSES	.00	129,709.00	88,783.06	.00	.00	40,925.94	
<b>204 TAX NOTES, SERIES 2013</b>								

**BUDGET SUMMARIES REPORT**  
**GROUP SUMMARY JUNE 2022**

FOR 2022 09

204	TAX NOTES, SERIES 2013	ORIGINAL APPROP	REVISED BUDGET	YTD ACTUAL	MTD ACTUAL	ENCUMBRANCES	AVAILABLE BUDGET	PCT USE/COL
000	UNDEFINED	.00	.00	-1,709.34	-1,709.34	.00	1,709.34	100.0%
	TOTAL EXPENSES	.00	.00	-1,709.34	-1,709.34	.00	1,709.34	
<b>206 GEN OB REFUNDING BOND SRS 2013</b>								
000	UNDEFINED	-796,050.00	-796,050.00	-351,014.37	.00	.00	-445,035.63	44.1%
200	DEBT SERVICE	796,050.00	796,050.00	668,100.00	.00	.00	127,950.00	83.9%
	TOTAL REVENUES	-796,050.00	-796,050.00	-506,230.78	.00	.00	-289,819.22	
	TOTAL EXPENSES	796,050.00	796,050.00	823,316.41	.00	.00	-27,266.41	
<b>208 SPECIAL TAX REVENUE BONDS 2020</b>								
000	UNDEFINED	-609,952.00	-1,219,904.00	-1,220,193.99	.00	.00	289.99	100.0%
200	DEBT SERVICE	609,952.00	1,219,904.00	74,725.75	.00	.00	1,145,178.25	6.1%
	TOTAL REVENUES	-609,952.00	-1,219,904.00	-1,220,193.99	.00	.00	289.99	
	TOTAL EXPENSES	609,952.00	1,219,904.00	74,725.75	.00	.00	1,145,178.25	
<b>301 MPO ROAD CONSTRUCTION</b>								
000	UNDEFINED	-904,441.00	-904,441.00	-409,267.13	.00	.00	-495,173.87	45.3%
300	CAPITAL PROJECTS	904,441.00	904,441.00	310,420.58	30,603.61	594,020.42	.00	100.0%
	TOTAL REVENUES	-904,441.00	-904,441.00	-409,267.13	.00	.00	-495,173.87	
	TOTAL EXPENSES	904,441.00	904,441.00	310,420.58	30,603.61	594,020.42	.00	
<b>302 TAX ROAD BOND CONSTRUCTION</b>								
000	UNDEFINED	-38,846,657.00	-38,846,657.00	-121,901.44	.00	.00	-38,724,755.56	.3%
300	CAPITAL PROJECTS	38,846,657.00	38,846,657.00	3,327,043.14	182,605.52	5,401,716.68	30,117,897.18	22.5%
	TOTAL REVENUES	-38,846,657.00	-38,846,657.00	-121,901.44	.00	.00	-38,724,755.56	
	TOTAL EXPENSES	38,846,657.00	38,846,657.00	3,327,043.14	182,605.52	5,401,716.68	30,117,897.18	
<b>307 CRTS RENOVATIONS #2</b>								
000	UNDEFINED	-60,700.00	-64,700.00	-5,984.07	.00	.00	-58,715.93	9.2%

**BUDGET SUMMARIES REPORT**  
**GROUP SUMMARY JUNE 2022**

FOR 2022 09

	ORIGINAL APPROP	REVISED BUDGET	YTD ACTUAL	MTD ACTUAL	ENCUMBRANCES	AVAILABLE BUDGET	PCT USE/COL
300 CAPITAL PROJECTS	60,700.00	135,700.00	61,571.90	.00	74,128.10	.00	100.0%
TOTAL REVENUES	-60,700.00	-64,700.00	-5,984.07	.00	.00	-58,715.93	
TOTAL EXPENSES	60,700.00	135,700.00	61,571.90	.00	74,128.10	.00	
<b>308 VENUE CAPITAL PROJECT</b>							
000 UNDEFINED	-3,005,000.00	-3,005,000.00	-7,096.48	.00	.00	-2,997,903.52	.2%
300 CAPITAL PROJECTS	3,005,000.00	3,005,000.00	2,679,756.80	491,787.48	355,243.20	-30,000.00	101.0%
TOTAL REVENUES	-3,005,000.00	-3,005,000.00	-7,096.48	.00	.00	-2,997,903.52	
TOTAL EXPENSES	3,005,000.00	3,005,000.00	2,679,756.80	491,787.48	355,243.20	-30,000.00	
<b>401 EMPLOYEE HEALTH BENEFIT</b>							
000 UNDEFINED	-13,961,140.00	-13,961,140.00	-8,116,468.93	-880,272.35	.00	-5,844,671.07	58.1%
400 BENEFITS	13,961,140.00	13,961,140.00	7,529,988.39	954,937.12	4,523,418.82	1,907,732.79	86.3%
TOTAL REVENUES	-13,961,140.00	-13,961,140.00	-8,116,468.93	-880,272.35	.00	-5,844,671.07	
TOTAL EXPENSES	13,961,140.00	13,961,140.00	7,529,988.39	954,937.12	4,523,418.82	1,907,732.79	
<b>403 WORKERS COMPENSATION</b>							
000 UNDEFINED	-1,525,500.00	-1,525,500.00	-1,365,529.07	-145,828.53	.00	-159,970.93	89.5%
400 BENEFITS	1,525,500.00	1,525,500.00	663,068.58	140,925.17	45,516.34	816,915.08	46.4%
TOTAL REVENUES	-1,525,500.00	-1,525,500.00	-1,365,529.07	-145,828.53	.00	-159,970.93	
TOTAL EXPENSES	1,525,500.00	1,525,500.00	663,068.58	140,925.17	45,516.34	816,915.08	
GRAND TOTAL	.00	-441,332.00	-82,289,723.61	-29,038,427.52	33,680,502.26	48,167,889.35	*****%

\*\* END OF REPORT - Generated by Scott, Rhonda \*\*

**BUDGET SUMMARIES REPORT**  
**FUND SUMMARY JUNE 2022**

FOR 2022 09

	ORIGINAL APPROP	REVISED BUDGET	YTD ACTUAL	MTD ACTUAL	ENCUMBRANCES	AVAILABLE BUDGET	PCT USE/COL
<b>011 GENERAL FUND</b>							
TOTAL REVENUES	-126,070,730.00	-126,937,901.00	-106,876,813.81	-4,205,523.49	.00	-20,061,087.19	
TOTAL EXPENSES	126,070,730.00	125,583,717.00	86,960,393.35	5,154,773.17	6,880,386.46	31,742,937.19	
<b>020 CONSOLIDATED ROAD AND BRIDGE</b>							
TOTAL REVENUES	-10,015,870.00	-10,049,870.00	-8,061,790.25	-233,905.00	.00	-1,988,079.75	
TOTAL EXPENSES	10,015,870.00	10,049,870.00	6,068,892.72	666,444.50	965,444.28	3,015,533.00	
<b>031 PRECINCT 1 PARK</b>							
TOTAL REVENUES	-184,166.00	-184,166.00	-130,349.69	-1,074.77	100.00	-53,916.31	
TOTAL EXPENSES	184,166.00	184,166.00	135,884.89	4,911.06	19,301.33	28,979.78	
<b>032 SLATON/ROOSEVELT PARK</b>							
TOTAL REVENUES	-309,924.00	-196,924.00	-125,810.27	-2,499.77	.00	-71,113.73	
TOTAL EXPENSES	309,924.00	196,924.00	54,570.14	3,709.33	73,680.86	68,673.00	
<b>033 IDALOU/NEW DEAL PARK</b>							
TOTAL REVENUES	-192,260.00	-192,260.00	-122,596.64	-1,374.77	.00	-69,663.36	
TOTAL EXPENSES	192,260.00	192,260.00	97,466.36	2,485.23	45,693.03	49,100.61	
<b>034 SHALLOWATER PARK</b>							
TOTAL REVENUES	-295,726.00	-295,726.00	-122,537.55	-1,324.77	.00	-173,188.45	
TOTAL EXPENSES	295,726.00	295,726.00	81,411.52	1,963.68	8,802.49	205,511.99	
<b>041 PERMANENT IMPROVEMENT</b>							
TOTAL REVENUES	-7,298,125.00	-7,298,125.00	-5,114,898.82	-51,806.78	.00	-2,183,226.18	
TOTAL EXPENSES	7,298,125.00	7,298,125.00	2,103,993.64	305,293.00	2,156,277.08	3,037,854.28	
<b>043 LCETRZ NO1 TAX INCREMENT FUND</b>							
TOTAL REVENUES	-189,025.00	-189,025.00	-188,848.89	.00	.00	-176.11	
TOTAL EXPENSES	189,025.00	189,025.00	.00	.00	.00	189,025.00	
<b>046 TJJD (P) JJAEP GRANT</b>							
TOTAL REVENUES	-80,000.00	-80,000.00	-33,695.50	450.00	.00	-46,304.50	
TOTAL EXPENSES	80,000.00	80,000.00	.00	.00	.00	80,000.00	
<b>047 TJJD (R) REG DIVERSION GRANT</b>							

**BUDGET SUMMARIES REPORT**  
**FUND SUMMARY JUNE 2022**

FOR 2022 09

047	TJJD (R) REG DIVERSION GRANT	ORIGINAL APPROP	REVISED BUDGET	YTD ACTUAL	MTD ACTUAL	ENCUMBRANCES	AVAILABLE BUDGET	PCT USE/COL
	TOTAL REVENUES	-15,628.00	-15,628.00	-12,793.98	.00	.00	-2,834.02	
	TOTAL EXPENSES	15,628.00	15,628.00	12,793.98	.00	.00	2,834.02	
<b>049</b>	<b>TJJD (S) PREV/INTER GRANT</b>							
	TOTAL REVENUES	.00	-66,000.00	-55,000.00	.00	60,500.00	-71,500.00	
	TOTAL EXPENSES	.00	66,000.00	.00	.00	.00	66,000.00	
<b>050</b>	<b>JUVENILE STAR PROGRAM</b>							
	TOTAL REVENUES	-625,490.00	-625,490.00	-600,000.00	.00	.00	-25,490.00	
	TOTAL EXPENSES	625,490.00	625,490.00	421,715.72	23,143.43	2,014.34	201,759.94	
<b>051</b>	<b>JUVENILE PROBATION</b>							
	TOTAL REVENUES	-8,048,144.00	-8,048,144.00	-5,997,872.16	-664,508.34	.00	-2,050,271.84	
	TOTAL EXPENSES	8,048,144.00	8,048,144.00	3,843,184.39	107,049.95	55,519.73	4,149,439.88	
<b>054</b>	<b>TJJD (A) JUV PROB COMM GRANT</b>							
	TOTAL REVENUES	-2,110,453.00	-2,142,453.00	-1,480,642.27	-138,772.00	.00	-661,810.73	
	TOTAL EXPENSES	2,110,453.00	2,142,453.00	1,064,360.49	70,638.15	62,292.71	1,015,799.80	
<b>055</b>	<b>JUVENILE DETENTION</b>							
	TOTAL REVENUES	-5,103,377.00	-5,103,377.00	-2,584,563.12	-95,815.00	.00	-2,518,813.88	
	TOTAL EXPENSES	5,103,377.00	5,103,377.00	2,613,832.65	160,994.69	43,167.41	2,446,376.94	
<b>057</b>	<b>JUVENILE FOOD SERVICE</b>							
	TOTAL REVENUES	-388,412.00	-388,412.00	-275,636.02	.00	.00	-112,775.98	
	TOTAL EXPENSES	388,412.00	388,412.00	276,624.54	30,982.88	30,224.92	81,562.54	
<b>064</b>	<b>TJJD (E) TITLE IV E GRANT</b>							
	TOTAL REVENUES	-204,400.00	-204,400.00	-3,118.91	.00	.00	-201,281.09	
	TOTAL EXPENSES	204,400.00	204,400.00	.00	.00	.00	204,400.00	
<b>066</b>	<b>CJD RE ENTRY DRUG COURT GRANT</b>							
	TOTAL REVENUES	-40,943.00	-40,943.00	.00	.00	.00	-40,943.00	
	TOTAL EXPENSES	40,943.00	40,943.00	767.21	.00	.00	40,175.79	
<b>067</b>	<b>CJD DWI COURT GRANT</b>							

**BUDGET SUMMARIES REPORT**  
**FUND SUMMARY JUNE 2022**

FOR 2022 09

067	CJD DWI COURT GRANT	ORIGINAL APPROP	REVISED BUDGET	YTD ACTUAL	MTD ACTUAL	ENCUMBRANCES	AVAILABLE BUDGET	PCT USE/COL
	TOTAL REVENUES	-32,951.00	-32,951.00	-5,233.54	.00	.00	-27,717.46	
	TOTAL EXPENSES	32,951.00	32,951.00	8,607.54	2,774.00	945.00	23,398.46	
<b>070 ON LINE ACCESS</b>								
	TOTAL REVENUES	-185,000.00	-185,000.00	-7,888.32	.00	.00	-177,111.68	
	TOTAL EXPENSES	185,000.00	185,000.00	5,525.01	4,750.96	3,583.99	175,891.00	
<b>072 CJD DRUG COURT GRANT</b>								
	TOTAL REVENUES	-44,092.00	-44,092.00	-10,942.14	.00	.00	-33,149.86	
	TOTAL EXPENSES	44,092.00	44,092.00	10,958.64	-2,083.50	484.50	32,648.86	
<b>074 COUNTY DRUG COURT COURT COST</b>								
	TOTAL REVENUES	-33,240.00	-33,240.00	-17,615.47	-6,450.72	.00	-15,624.53	
	TOTAL EXPENSES	33,240.00	33,240.00	104.17	.00	423.81	32,712.02	
<b>075 DISPUTE RESOLUTION</b>								
	TOTAL REVENUES	-371,350.00	-371,350.00	-250,420.98	-35,915.01	.00	-120,929.02	
	TOTAL EXPENSES	371,350.00	371,350.00	300,120.19	37,580.47	4,288.31	66,941.50	
<b>076 USDA AG MEDIATION GRANT</b>								
	TOTAL REVENUES	-420,000.00	-420,000.00	-136,054.20	-49,262.00	.00	-283,945.80	
	TOTAL EXPENSES	420,000.00	420,000.00	136,054.20	9,654.73	427.43	283,518.37	
<b>077 DOMESTIC RELATIONS OFFICE</b>								
	TOTAL REVENUES	-227,110.00	-227,110.00	-138,039.77	-15,580.39	.00	-89,070.23	
	TOTAL EXPENSES	227,110.00	232,910.00	115,545.95	12,954.41	5,135.18	112,228.87	
<b>078 MEDIATION &amp; MENTAL HEALTH GRAN</b>								
	TOTAL REVENUES	-14,602.00	-14,602.00	-6,626.70	.00	.00	-7,975.30	
	TOTAL EXPENSES	14,602.00	14,602.00	6,626.70	.00	2,731.85	5,243.45	
<b>079 VENUE HOT &amp; STVR TAX</b>								
	TOTAL REVENUES	-2,345,000.00	-2,345,000.00	-2,111,873.74	-329,271.69	.00	-233,126.26	
	TOTAL EXPENSES	2,345,000.00	2,954,952.00	1,220,148.50	.00	.00	1,734,803.50	
<b>081 LAW LIBRARY</b>								

**BUDGET SUMMARIES REPORT**  
**FUND SUMMARY JUNE 2022**

FOR 2022 09

081	LAW LIBRARY	ORIGINAL APPROP	REVISED BUDGET	YTD ACTUAL	MTD ACTUAL	ENCUMBRANCES	AVAILABLE BUDGET	PCT USE/COL
	TOTAL REVENUES	-202,875.00	-202,875.00	-148,419.10	-17,973.70	.00	-54,455.90	
	TOTAL EXPENSES	202,875.00	202,875.00	160,843.64	11,015.74	14,777.00	27,254.36	
<b>083</b>	<b>ELECTION SERVICES</b>							
	TOTAL REVENUES	-769,775.00	-769,775.00	-335,353.18	-74,398.15	.00	-434,421.82	
	TOTAL EXPENSES	769,775.00	769,775.00	335,353.18	-12,787.74	205,188.19	229,233.63	
<b>084</b>	<b>HELP AMERICA VOTE ACT</b>							
	TOTAL REVENUES	.00	-4,024,697.00	-4,024,697.00	.00	.00	.00	
	TOTAL EXPENSES	.00	4,024,697.00	.00	.00	4,024,697.00	.00	
<b>085</b>	<b>ELECTION ADMINISTRATION</b>							
	TOTAL REVENUES	-64,000.00	-64,000.00	-49,506.04	-48,865.62	.00	-14,493.96	
	TOTAL EXPENSES	64,000.00	64,000.00	21,044.75	.00	.00	42,955.25	
<b>086</b>	<b>ELECTION EQUIPMENT</b>							
	TOTAL REVENUES	-75,100.00	-75,100.00	-128,547.29	-127,773.46	.00	53,447.29	
	TOTAL EXPENSES	75,100.00	81,200.00	79,500.00	.00	.00	1,700.00	
<b>090</b>	<b>DIST CLK RECORDS MGT. AND PRES</b>							
	TOTAL REVENUES	-41,701.00	-41,701.00	-5,102.85	-78.23	.00	-36,598.15	
	TOTAL EXPENSES	41,701.00	41,701.00	9,001.81	502.30	1,450.00	31,249.19	
<b>091</b>	<b>CTY CLK RECORDS MGT. AND PRES</b>							
	TOTAL REVENUES	-645,992.00	-645,992.00	-490,844.60	-50,827.56	.00	-155,147.40	
	TOTAL EXPENSES	645,992.00	645,992.00	44,564.76	1,814.48	4,693.95	596,733.29	
<b>092</b>	<b>CTY RECORDS MGT. AND PRES</b>							
	TOTAL REVENUES	-82,948.00	-82,948.00	-91,489.27	-22,188.20	.00	8,541.27	
	TOTAL EXPENSES	82,948.00	82,948.00	55,686.96	2,920.67	.00	27,261.04	
<b>093</b>	<b>COURTHOUSE SECURITY</b>							
	TOTAL REVENUES	-110,000.00	-110,000.00	-117,201.11	-23,148.87	.00	7,201.11	
	TOTAL EXPENSES	110,000.00	110,000.00	145,865.38	7,977.58	3,664.69	-39,530.07	
<b>094</b>	<b>COURT RECORD PRESERVATION</b>							



**BUDGET SUMMARIES REPORT**  
**FUND SUMMARY JUNE 2022**

FOR 2022 09

094	COURT RECORD PRESERVATION	ORIGINAL APPROP	REVISED BUDGET	YTD ACTUAL	MTD ACTUAL	ENCUMBRANCES	AVAILABLE BUDGET	PCT USE/COL
	TOTAL REVENUES	-48,600.00	-48,600.00	-12,456.39	-50.00	.00	-36,143.61	
	TOTAL EXPENSES	48,600.00	48,600.00	.00	.00	7,339.03	41,260.97	
<b>095</b>	<b>LOCAL TRUANCY PREVENT &amp; DIVERS</b>							
	TOTAL REVENUES	-19,333.00	-19,333.00	-10,715.99	-3,718.86	.00	-8,617.01	
	TOTAL EXPENSES	19,333.00	19,333.00	.00	.00	.00	19,333.00	
<b>096</b>	<b>HISTORICAL COMMISSION</b>							
	TOTAL REVENUES	-6,150.00	-6,150.00	-5,592.72	.00	.00	-557.28	
	TOTAL EXPENSES	6,150.00	6,150.00	1,257.89	540.59	.00	4,892.11	
<b>097</b>	<b>CHILD ABUSE PREVENTION</b>							
	TOTAL REVENUES	-5,025.00	-5,025.00	-473.93	-163.72	.00	-4,551.07	
	TOTAL EXPENSES	5,025.00	5,025.00	.00	.00	.00	5,025.00	
<b>099</b>	<b>CTY/DIST COURT TECHNOLOGY</b>							
	TOTAL REVENUES	-7,000.00	-7,000.00	-3,257.14	-1,077.33	.00	-3,742.86	
	TOTAL EXPENSES	7,000.00	7,000.00	.00	.00	.00	7,000.00	
<b>102</b>	<b>DIST COURT RECORDS TECHNOLOGY</b>							
	TOTAL REVENUES	-64,250.00	-64,250.00	-9,316.36	-71.20	.00	-54,933.64	
	TOTAL EXPENSES	64,250.00	64,250.00	.00	.00	.00	64,250.00	
<b>103</b>	<b>COUNTY CLERK RECORDS ARCHIVES</b>							
	TOTAL REVENUES	-1,440,000.00	-1,440,000.00	-483,952.30	-64,990.00	.00	-956,047.70	
	TOTAL EXPENSES	1,440,000.00	1,440,000.00	35,317.10	24,319.00	29,282.90	1,375,400.00	
<b>105</b>	<b>COMMUNITY/ECONOMIC DEV PRG</b>							
	TOTAL REVENUES	-23,500.00	-23,500.00	-1,201.82	.00	.00	-22,298.18	
	TOTAL EXPENSES	23,500.00	23,500.00	12,914.98	1,664.98	1,250.00	9,335.02	
<b>106</b>	<b>AMERICAN RESCUE PLAN ACT</b>							
	TOTAL REVENUES	-30,162,197.00	-60,324,387.00	-60,422,250.76	-30,162,193.50	.00	97,863.76	
	TOTAL EXPENSES	30,162,197.00	60,324,387.00	8,977,813.88	102,057.63	7,688,604.57	43,657,968.55	
<b>108</b>	<b>JP1 JUSTICE COURT TECHNOLOGY</b>							

**BUDGET SUMMARIES REPORT**  
**FUND SUMMARY JUNE 2022**

FOR 2022 09

108	JP1 JUSTICE COURT TECHNOLOGY	ORIGINAL APPROP	REVISED BUDGET	YTD ACTUAL	MTD ACTUAL	ENCUMBRANCES	AVAILABLE BUDGET	PCT USE/COL
	TOTAL REVENUES	-58,153.00	-58,153.00	-3,678.34	-892.04	.00	-54,474.66	
	TOTAL EXPENSES	58,153.00	58,153.00	11,478.14	2,315.25	2,055.28	44,619.58	
109	JP2 JUSTICE COURT TECHNOLOGY							
	TOTAL REVENUES	-42,812.00	-42,812.00	-1,697.78	-651.47	.00	-41,114.22	
	TOTAL EXPENSES	42,812.00	42,812.00	9,548.61	948.58	611.31	32,652.08	
110	JP3 JUSTICE COURT TECHNOLOGY							
	TOTAL REVENUES	-15,700.00	-15,700.00	-1,671.30	-289.93	.00	-14,028.70	
	TOTAL EXPENSES	15,700.00	15,700.00	900.15	86.15	469.85	14,330.00	
111	JP4 JUSTICE COURT TECHNOLOGY							
	TOTAL REVENUES	-8,550.00	-8,550.00	-4,111.50	-1,270.88	.00	-4,438.50	
	TOTAL EXPENSES	8,550.00	8,550.00	2,320.00	.00	.00	6,230.00	
112	COURT FACILITY FEE							
	TOTAL REVENUES	.00	.00	-44,114.09	-10,140.01	.00	44,114.09	
114	JUDICIAL EDUCATION & SUPPORT							
	TOTAL REVENUES	.00	.00	-2,935.06	-2,935.06	.00	2,935.06	
115	LANGUAGE ACCESS							
	TOTAL REVENUES	.00	.00	-16,347.32	-3,273.04	.00	16,347.32	
122	SHERIFF CONTRABAND							
	TOTAL REVENUES	-263,500.00	-263,500.00	-194,281.67	-12,366.90	.00	-69,218.33	
	TOTAL EXPENSES	263,500.00	483,500.00	252,658.74	15,418.71	.00	230,841.26	
124	INMATE SUPPLY							
	TOTAL REVENUES	-864,000.00	-864,000.00	-947,351.48	-93,966.59	.00	83,351.48	
	TOTAL EXPENSES	864,000.00	864,000.00	631,005.10	95,018.79	.00	232,994.90	
126	VINE GRANT							
	TOTAL REVENUES	-30,171.00	-30,171.00	-22,607.76	.00	.00	-7,563.24	
	TOTAL EXPENSES	30,171.00	30,171.00	22,607.76	7,535.92	7,535.92	27.32	
128	HOMELAND SECURITY GRANT							

**BUDGET SUMMARIES REPORT**  
**FUND SUMMARY JUNE 2022**

FOR 2022 09

128	HOMELAND SECURITY GRANT	ORIGINAL APPROP	REVISED BUDGET	YTD ACTUAL	MTD ACTUAL	ENCUMBRANCES	AVAILABLE BUDGET	PCT USE/COL
	TOTAL REVENUES	-25,000.00	-155,466.00	-109,844.43	-12,473.75	.00	-45,621.57	
	TOTAL EXPENSES	25,000.00	155,466.00	120,476.58	23,105.90	21,338.81	13,650.61	
<b>129</b>	<b>HAZARD MITIGATION GRANT-EM</b>							
	TOTAL REVENUES	.00	-243,600.00	.00	.00	.00	-243,600.00	
	TOTAL EXPENSES	.00	243,600.00	83,709.00	20,947.75	86,861.00	73,030.00	
<b>130</b>	<b>PROJECT SAFE NEIGHBORHOOD</b>							
	TOTAL REVENUES	-89,839.00	-89,839.00	-32,533.74	-7,686.59	.00	-57,305.26	
	TOTAL EXPENSES	89,839.00	89,839.00	32,533.74	7,686.59	1,003.10	56,302.16	
<b>142</b>	<b>LEOSE SHERIFF</b>							
	TOTAL REVENUES	-120,688.00	-120,688.00	-21,717.04	.00	.00	-98,970.96	
	TOTAL EXPENSES	120,688.00	120,688.00	17,655.76	5,303.61	.00	103,032.24	
<b>145</b>	<b>SHERIFF COMMISSARY SALARY</b>							
	TOTAL REVENUES	-680,525.00	-680,525.00	-495,030.85	-86,377.49	.00	-185,494.15	
	TOTAL EXPENSES	680,525.00	680,525.00	513,144.98	28,460.38	.00	167,380.02	
<b>146</b>	<b>LECD EMER COMMUNICATION GRANT</b>							
	TOTAL REVENUES	.00	-11,724.00	.00	.00	.00	-11,724.00	
	TOTAL EXPENSES	.00	11,724.00	4,630.36	.00	1,350.00	5,743.64	
<b>148</b>	<b>MAT RE-ENTRY PROGRAM</b>							
	TOTAL REVENUES	-214,049.00	-214,049.00	-1,318.30	.00	.00	-212,730.70	
	TOTAL EXPENSES	214,049.00	214,049.00	6,170.58	323.75	.00	207,878.42	
<b>150</b>	<b>TAG GRANT</b>							
	TOTAL REVENUES	-845,891.00	-845,891.00	-495,373.17	-56,711.43	.00	-350,517.83	
	TOTAL EXPENSES	845,891.00	845,891.00	495,698.15	45,235.83	109,696.32	240,496.53	
<b>161</b>	<b>CDA BUSINESS CRIMES</b>							
	TOTAL REVENUES	-108,500.00	-108,500.00	-38,383.82	.00	.00	-70,116.18	
	TOTAL EXPENSES	108,500.00	108,500.00	33,848.41	1,508.11	.00	74,651.59	
<b>163</b>	<b>CDA CONTRABAND</b>							

**BUDGET SUMMARIES REPORT**  
**FUND SUMMARY JUNE 2022**

FOR 2022 09

163	CDA CONTRABAND	ORIGINAL APPROP	REVISED BUDGET	YTD ACTUAL	MTD ACTUAL	ENCUMBRANCES	AVAILABLE BUDGET	PCT USE/COL
	TOTAL REVENUES	-76,500.00	-76,500.00	-64,744.86	.00	.00	-11,755.14	
	TOTAL EXPENSES	76,500.00	76,500.00	78,712.36	700.56	.00	-2,212.36	
<b>164</b>	<b>CDA SPATTF GRANT</b>							
	TOTAL REVENUES	-886,980.00	-948,806.00	-725,985.53	-19,600.26	.00	-222,820.47	
	TOTAL EXPENSES	886,980.00	948,806.00	684,695.72	49,657.49	9,439.48	254,670.80	
<b>166</b>	<b>CDA JAG GRANT</b>							
	TOTAL REVENUES	-153,235.00	-153,235.00	-259,142.57	-102,142.03	.00	105,907.57	
	TOTAL EXPENSES	153,235.00	153,235.00	50,539.14	31,598.98	43,725.59	58,970.27	
<b>168</b>	<b>CDA Border Prosecution Unit</b>							
	TOTAL REVENUES	-273,772.00	-273,772.00	-93,607.42	-9,817.65	.00	-180,164.58	
	TOTAL EXPENSES	273,772.00	273,772.00	93,607.42	4,916.94	.00	180,164.58	
<b>171</b>	<b>CDA VOCA VICTIM ADV PROJECT</b>							
	TOTAL REVENUES	-149,963.00	-149,963.00	-97,288.32	-12,881.86	.00	-52,674.68	
	TOTAL EXPENSES	149,963.00	149,963.00	97,288.32	7,570.76	.00	52,674.68	
<b>201</b>	<b>GEN OB REFUNDING BOND SRS 2016</b>							
	TOTAL REVENUES	-5,733,250.00	-5,733,250.00	-5,202,725.90	-27,243.17	.00	-530,524.10	
	TOTAL EXPENSES	5,733,250.00	5,733,250.00	5,593,193.00	.00	.00	140,057.00	
<b>202</b>	<b>UNLIMITED TAX ROAD BONDS</b>							
	TOTAL REVENUES	-1,567,088.00	-1,567,088.00	-1,422,874.08	-5,982.19	.00	-144,213.92	
	TOTAL EXPENSES	1,567,088.00	1,567,088.00	965,643.73	.00	.00	601,444.27	
<b>203</b>	<b>GEN OB REFUNDING BOND SRS 2021</b>							
	TOTAL REVENUES	.00	-129,709.00	-203,422.65	-1,006.38	.00	73,713.65	
	TOTAL EXPENSES	.00	129,709.00	88,783.06	.00	.00	40,925.94	
<b>204</b>	<b>TAX NOTES, SERIES 2013</b>							
	TOTAL EXPENSES	.00	.00	-1,709.34	-1,709.34	.00	1,709.34	
<b>206</b>	<b>GEN OB REFUNDING BOND SRS 2013</b>							

**BUDGET SUMMARIES REPORT**  
**FUND SUMMARY JUNE 2022**

FOR 2022 09

206	GEN OB REFUNDING BOND SRS	2013	ORIGINAL APPROP	REVISED BUDGET	YTD ACTUAL	MTD ACTUAL	ENCUMBRANCES	AVAILABLE BUDGET	PCT USE/COL
	TOTAL REVENUES	-796,050.00	-796,050.00	-796,050.00	-506,230.78	.00	.00	-289,819.22	
	TOTAL EXPENSES	796,050.00	796,050.00	796,050.00	823,316.41	.00	.00	-27,266.41	
<b>208</b>	<b>SPECIAL TAX REVENUE BONDS 2020</b>								
	TOTAL REVENUES	-609,952.00	-1,219,904.00	-1,219,904.00	-1,220,193.99	.00	.00	289.99	
	TOTAL EXPENSES	609,952.00	1,219,904.00	1,219,904.00	74,725.75	.00	.00	1,145,178.25	
<b>301</b>	<b>MPO ROAD CONSTRUCTION</b>								
	TOTAL REVENUES	-904,441.00	-904,441.00	-904,441.00	-409,267.13	.00	.00	-495,173.87	
	TOTAL EXPENSES	904,441.00	904,441.00	904,441.00	310,420.58	30,603.61	594,020.42	.00	
<b>302</b>	<b>TAX ROAD BOND CONSTRUCTION</b>								
	TOTAL REVENUES	-38,846,657.00	-38,846,657.00	-38,846,657.00	-121,901.44	.00	.00	-38,724,755.56	
	TOTAL EXPENSES	38,846,657.00	38,846,657.00	38,846,657.00	3,327,043.14	182,605.52	5,401,716.68	30,117,897.18	
<b>307</b>	<b>CRTC RENOVATIONS #2</b>								
	TOTAL REVENUES	-60,700.00	-64,700.00	-64,700.00	-5,984.07	.00	.00	-58,715.93	
	TOTAL EXPENSES	60,700.00	135,700.00	135,700.00	61,571.90	.00	74,128.10	.00	
<b>308</b>	<b>VENUE CAPITAL PROJECT</b>								
	TOTAL REVENUES	-3,005,000.00	-3,005,000.00	-3,005,000.00	-7,096.48	.00	.00	-2,997,903.52	
	TOTAL EXPENSES	3,005,000.00	3,005,000.00	3,005,000.00	2,679,756.80	491,787.48	355,243.20	-30,000.00	
<b>401</b>	<b>EMPLOYEE HEALTH BENEFIT</b>								
	TOTAL REVENUES	-13,961,140.00	-13,961,140.00	-13,961,140.00	-8,116,468.93	-880,272.35	.00	-5,844,671.07	
	TOTAL EXPENSES	13,961,140.00	13,961,140.00	13,961,140.00	7,529,988.39	954,937.12	4,523,418.82	1,907,732.79	
<b>403</b>	<b>WORKERS COMPENSATION</b>								
	TOTAL REVENUES	-1,525,500.00	-1,525,500.00	-1,525,500.00	-1,365,529.07	-145,828.53	.00	-159,970.93	
	TOTAL EXPENSES	1,525,500.00	1,525,500.00	1,525,500.00	663,068.58	140,925.17	45,516.34	816,915.08	
	GRAND TOTAL	.00	-441,332.00	-441,332.00	-82,289,723.61	-29,038,427.52	33,680,502.26	48,167,889.35*****%	

\*\* END OF REPORT - Generated by Scott, Rhonda \*\*