

LUBBOCK COUNTY, TEXAS
Monthly Unaudited Financial Report

May 31, 2023



Prepared By: County Auditor's Office

Kathy Williams, County Auditor

Members of Government Finance Officers Association of the United States and
Canada

This report is available on the Internet

Lubbock County, Texas
Unaudited Monthly Financial Report
May 31, 2023
Table of Contents

Description	Page Number
County Auditor's Letter of Transmittal	3
Financial Statements:	
❖ Consolidated Balance Sheet – All Funds	4-7
❖ Bank Balances – All Funds	8
❖ Revenue Report – Account Summary	10-59
❖ Revenue Report – Group/Fund Summary	61- 83
❖ Venue HOT & STVR Tax	30, 66, 78
Schedules:	
❖ Debt Service Maturity Schedules	84-90
❖ Investment Schedules	91-93
❖ Schedule of Transfers between Funds	94
❖ Sales Tax Summary	95
❖ Ad Valorem Collection Summary	96-97
Budget Status:	
❖ Budget Report – Account Summary	99-176
❖ Budget Report – Group/Fund Summary	178-200
❖ Venue HOT & STVR Tax	142, 183, 196

LUBBOCK COUNTY

Kathy Williams
County Auditor

Rhonda Scott
First Assistant Auditor



P.O. Box 10536
916 Main, Suite 700
Lubbock, Texas 79408-3536
Phone: (806) 775-1097
Fax: (806) 775-7917

July 10, 2023

The Honorable District Judges and the Honorable Members of the Commissioners' Court:

The unaudited and unadjusted financial report of Lubbock County, Texas, for the month ended May 31, 2023, is hereby submitted as required by the Local Governmental Code 114.025.

This report is presented in three sections, namely: Financial Statements, Schedules, and Budget Status.

Although this report is self explanatory, please do not hesitate to call the County Auditor's office for more information at (806) 775-1097. This report can be seen on the Internet at www.co.lubbock.tx.us.

Respectfully submitted,

A handwritten signature in blue ink that reads "Kathy Williams". The signature is fluid and cursive, with a long horizontal stroke at the end.

Kathy Williams
County Auditor

CONSOLIDATED BALANCE SHEET FOR 2023 8

OBJ	OBJ DESCRIPTION	NET CHANGE FOR PERIOD	ACCOUNT BALANCE
ASSETS			
100200	CASH ACCOUNT	327,385.23	7,972,092.88
100201	JURY FUND	.00	25,000.00
100202	FEDERAL TAX ACCOUNT	.00	5,000.00
100205	SO FORFEITED CONTRABAND	.00	316,278.15
100206	SO INMATE COMMISSARY ACCOUNT	.00	4,175,947.04
100207	SO INMATE PROGRAM DONATIONS	.00	7,154.96
100208	CDA BUSINESS CRIMES	-3,845.00	84,608.99
100209	CDA FORFEITED ASSETS	-1,119.00	143,646.81
100210	SPAT PROGRAM INCOME	-13,900.42	41,644.80
100212	CDA JAG 22	446.34	105,574.33
100213	CDA JAG 20	129.94	30,735.70
100214	CDA JAG 21	445.78	105,440.96
100235	JP1 CREDIT CARD	10,366.75	21,306.00
100236	JP1 E FILE ACCOUNT	246.00	3,174.00
100238	JP2 CREDIT CARD	3,855.50	11,628.25
100239	JP2 E FILE ACCOUNT	3,107.00	6,688.00
100241	JP3 CREDIT CARD	2,184.00	16,106.00
100242	JP3 E FILE ACCOUNT	831.00	4,653.00
100244	JP4 CREDIT CARD	4,206.80	22,259.50
100245	JP4 E FILE ACCOUNT	1,193.00	1,909.00
100263	DRC REVENUE ACCOUNT	-12,650.38	50.00
100290	Public works Credit Card	5,450.00	6,280.00
100291	PRE-TRIAL - CREDIT CARD	-187.40	370.10
100400	CHANGE FUNDS	.00	2,250.00
100403	CDA DEA INVESTIGATION	.00	10,000.00
100802	INVESTMENTS	.00	347,206.80
101901	DEA CASH LNB	.00	221,575.51
105000	CLAIM ON CASH	-9,560,687.14	244,942,899.09
117000	DELINQUENT TAXES	.00	3,112,809.92
117001	PRE 1972 DELINQUENT TAXES	.00	216,478.27
119900	EST UNCOLL DLNQNT TAXES	.00	-3,097,408.50
122100	ACCOUNTS RECEIVABLE	-121,379.05	1,034,216.90
122200	ACCOUNTS RECEIVABLE-GRANTS	.00	123,781.50
122700	A/R-CHAPTER 19 ELECTION FUNDS	-22,225.00	.00
126300	WOODROW VFD	.00	40,000.00
127200	SHALLOWATER VFD	.00	215,767.00
127400	BUFFALO SPRINGS VFD	.00	13,800.00
129000	RETURNED CHECKS RECEIVABLE	.00	3,907.97
131000	MEDINA COUNTY	-3,500.00	.00
131100	ANDREWS COUNTY	799.09	3,800.00
131103	259TH JUDICIAL DISTRICT	1,125.00	2,720.00
131400	FLOYD COUNTY	2,625.00	2,625.00
131500	GAINES COUNTY	250.00	2,000.00
131600	GARZA COUNTY	.00	2,875.00
131700	HALE COUNTY	2,500.00	10,750.00
131701	HILL COUNTY	875.00	1,375.00
131703	HENDERSON COUNTY	1,375.00	3,500.00
131800	HOCKLEY COUNTY	5,250.00	8,875.00

CONSOLIDATED BALANCE SHEET FOR 2023 8

OBJ	OBJ DESCRIPTION	NET CHANGE FOR PERIOD	ACCOUNT BALANCE
ASSETS			
131850	HUNT COUNTY	-850.00	8,370.00
131900	LYNN COUNTY	-250.00	.00
131910	NAVARRO COUNTY	-6,000.00	.00
132101	GRAY COUNTY	1,625.00	3,875.00
132200	TERRY COUNTY	-634.40	3,931.84
132300	YOAKUM COUNTY	3,375.00	3,625.00
132600	DAWSON COUNTY	2,125.00	3,875.00
132700	LAMB COUNTY	-1,125.00	.00
132800	BAILEY/PARMER COUNTIES	3,625.00	3,625.00
132900	MOORE COUNTY	1,395.00	5,745.00
133000	WICHITA COUNTY	4,495.00	8,845.00
133100	DEAF SMITH COUNTY	-12,850.00	7,745.00
133200	DALLAM COUNTY	1,250.00	1,250.00
133300	TAYLOR COUNTY	1,015.00	1,015.00
133400	HUTCHINSON COUNTY	25.00	5,900.00
133500	REEVES COUNTY	-1,125.00	2,000.00
134000	HOWARD COUNTY	-625.00	.00
134200	RANDALL/POTTER COUNTY	919.36	919.36
134300	BOWIE COUNTY	6,625.00	6,625.00
134600	BOSQUE/HAMILTON/COMANCHE	-1,625.00	.00
135300	SWISHER/CASTRO COUNTY	-5,000.00	4,000.00
135401	NOLAN COUNTY	-8,670.26	5,271.11
135801	100th JUDICIAL DISTRICT	-4,135.21	6,344.79
136002	WARD COUNTY	2,625.00	2,625.00
139800	FINES, FEES, COURT COST REC	.00	132,761.01
139900	FINES, FEES ALLOW FOR UNCOLL	.00	-26,552.19
147001	UNAMORTIZED PREM/DISC	.00	-1,447,931.65
147500	ADVANCE TO DISP RES FUND	.00	50.00
150200	DUE FROM COUNTY CLERK	.00	950.00
150300	DUE FROM DISTRICT CLERK	.00	550.00
150400	DUE FROM JP PRECINCT 1 FUND	.00	10,200.00
150500	DUE FROM JP PRECINCT 2 FUND	.00	10,300.00
150600	DUE FROM JP PRECINCT 3 FUND	.00	15,140.00
150700	DUE FROM JP PRECINCT 4 FUND	.00	10,000.00
151000	DUE FROM TAX AGENCY	.00	8,750.00
154000	DUE FROM INSURANCE CLEARING	.00	15,000.00
154600	DUE FROM SHERIFF AGENCY	.00	8,000.00
158100	DUE FROM LAW LIBRARY	.00	50.00
162100	PREPAID INSURANCE	.00	89,149.07
162600	PREPAID EXPENSES/CONTRACTS	2,700.00	223,530.16
	TOTAL ASSETS	-9,375,937.47	259,468,886.43
LIABILITIES			
200000	FICA TAXES PAYABLE	309,642.14	-314,079.77
200100	MEDICARE	72,416.34	-73,454.39
200200	WITHHOLDING PAYABLE	209,584.15	-218,844.47

CONSOLIDATED BALANCE SHEET FOR 2023 8

OBJ	OBJ DESCRIPTION	NET CHANGE FOR PERIOD	ACCOUNT BALANCE
LIABILITIES			
200300	RETIREMENT PAYABLE	469,442.63	-477,714.08
200400	HEALTH INSURANCE PAYABLE	412,295.15	-416,458.53
200500	UNEMPLOYMENT PAYABLE	3,295.29	-3,417.39
200700	WORKERS COMP PAYABLE	78,924.08	-81,493.18
200900	PAYABLE TO UNITED WAY	925.05	-925.05
201000	DEFERRED COMP PAYABLE	20,579.83	-16,049.29
201100	PARKING WITHHELD	-72.00	-2,820.00
201200	DENTAL INSURANCE PAYABLE	24,659.27	-24,803.31
201401	SUPPLEMENTAL LIFE & AD&D	17,193.92	-17,131.24
201600	CHILD SUPPORT PAYABLE	9,569.01	-10,627.47
201700	GARNISHMENTS PAYABLE	138.46	-138.46
201800	CHILD SUPPORT PAYABLE	.00	-121.47
202500	FSA-MEDICAL PAYABLE	52,951.63	-44,244.03
202600	FSA-CHILD CARE PAYABLE	1,780.70	-1,780.70
202900	VISION PAYABLE	4,423.36	-4,449.88
204100	LEOSE-CONSTABLE 1	.00	-7,741.13
204200	LEOSE-CONSTABLE 2	.00	-2,814.56
204300	LEOSE-CONSTABLE 3	.00	-3,451.52
204400	LEOSE-CONSTABLE 4	.00	-8,873.42
210000	ACCOUNTS PAYABLE	-57,002.16	-65,079.18
210010	ACCRUED WAGES	1,849,452.89	-1,888,036.53
210100	ACCOUNTS PAYABLE PENDING	.00	-2,112,336.04
220110	JP PREC 1 DUE TO OTHERS	-4,322.62	-28,019.20
220210	JP PREC 2 DUE TO OTHERS	9,939.83	-63,083.47
220300	JP PREC 3 DUE TO OTHERS	3,037.60	-48,344.19
220430	JP PREC 4 DUE TO OTHERS	4,720.00	-109,317.81
221110	DUE TO COLLECTION AGENCY	-118.94	-2,886.41
221300	DUE TO JUROR DONATIONS	.00	-142.00
223700	DUE TO WARRANT EXEC-STATE	-6.41	-6.41
223800	DUE TO ARREST FEE-STATE	-690.79	-1,259.91
224900	TRUANT CONDUCT FEE	.00	-300.00
225100	DUE TO FLSI (INDIGENTS)	-17.20	-98.18
225200	DUE TO FA (FUGITIVE APPR)	-5.72	-7.67
225300	DUE TO CCC (CONS CRT COST)	-13.55	-13.55
225500	DUE TO TP (TIME PAYMENT)	-426.15	-600.57
225700	CMIT FINE	.00	-69.06
225800	STF	-10,710.14	-18,854.82
225900	NONDISCLOSURE FEE	.00	-28.00
226000	SEXUAL ASSAULT	-90.00	-264.00
226100	NEW CCC	-1,925.83	-3,383.42
226200	EMS TRAUMA FUND	-1,982.56	-3,337.77
226300	FAILURE TO APPEAR- FTA-STATE	-481.34	-941.80
226400	OMNIBASE PROGRAM	-327.38	-597.89
226600	DUE TO COMP (BIRTH CERT FEE)	-25.20	-25.20
226700	DUE TO COMP (MARRIAGE LICENSE)	-5,642.50	-5,642.50
226800	DUE TO COMP (JSAL FUND)	-36.12	-40.73
226900	DIST CLERK JUDICIAL FEE	-48.13	-460.33
227000	JURY REIMBURSEMENT FEE	-127.22	-232.60

CONSOLIDATED BALANCE SHEET FOR 2023 8

OBJ	OBJ DESCRIPTION	NET CHANGE FOR PERIOD	ACCOUNT BALANCE
LIABILITIES			
227100	JUDICIAL SUPPORT PMT-CIVIL	-14.05	-361.85
227200	JUDICIAL SUPPORT PMT-CRIMINAL	-187.35	-346.10
227300	E-FILING FEE-CRIMINAL	-14.09	-21.06
227400	E-FILING FEE-CIVIL	-65.80	-282.90
227500	UNCLAIMED FUNDS-ESCHEAT	-3,291.67	-357,201.78
227700	UNCLAIMED FUNDS	.00	-73,785.47
227800	BAIL BOND BOARD	.00	-13,423.00
228000	INMATE BENEFITS-REFUSED CKS	.00	-395.58
228100	DUE TO DRUG COURT FEE	-182.77	-231.75
228110	INDIGENT DEFENSE FEE	-61.68	-115.88
228200	DNA TESTING FEE	-18.74	-22.02
228400	CIVIL JUSTICE FEE	-.79	-1.39
228500	JUD/CRT PERSONNEL TRAINING FEE	-10.11	-11.62
228600	7TH COA JUDICIAL SUPPORT FEE	-134.00	-1,639.87
228700	DNA TESTING (CS) FEE	-5.40	-10.80
228900	TX HOME VISITING FEE	-75.00	-75.00
229000	TRUANCY PREVENTION & DIVERSION	-48.93	-97.00
229200	CSCD COURT COST	-22.90	-38.90
229300	CSCD FINES	-120.00	-120.00
229400	CSCD-DPS FEES	-54.68	-1,099.68
229600	DUE TO CCC STATE	-30,896.00	-56,796.79
229800	State CCC - Civil	-38,505.00	-62,644.00
229850	State CCC Civil - Subsequent F	.00	-90.00
229900	FAMILY VIOLENCE FINE	-138.50	-6,529.16
230000	Due To Intoxicated Driver	-523.33	-1,027.49
241100	DUE TO GENERAL FUND	.00	-50.00
241110	ADVANCE FROM GENERAL FUND	.00	-50.00
260100	OTHER LIABILITIES	.00	-100.00
260510	EXTRADITION BONDS	7,274.89	-143,204.20
271400	NET DELINQUENCY TAX RECV	.00	-231,879.72
271520	PAVING ESCROW	.00	-29,650.91
271600	SUB DIVISION PAVING ESCRO	.00	-75,340.48
279900	FINES, FEES, COURT COST PAY	.00	-106,208.82
280300	UNDISTRIBUTED INTEREST	-792,420.50	-792,420.50
	TOTAL LIABILITIES	2,611,382.97	-8,040,116.30
FUND BALANCE			
360000	UNRESERVED UNDESIGNATED	.00	-153,246,750.63
360001	EXPENDITURES	19,784,948.08	148,437,334.20
360002	REVENUES	-13,020,393.58	-245,744,353.70
360100	RESERVE-INS DEDUCTIBLE	.00	-875,000.00
360202	ENCUMBRANCES	5,239,446.68	40,077,275.72
360203	FB CURRENT ENCUMBRANCES	-5,239,446.68	-40,077,275.72
360300	BUDGET FUND BAL UNRESERVED	3,200.00	427,275.00
360301	APPROPRIATIONS	-53,700.00	-361,365,960.00
360302	BUDGETED REVENUES	50,500.00	360,938,685.00
	TOTAL FUND BALANCE	6,764,554.50	-251,428,770.13
	TOTAL LIABILITIES + FUND BALANCE	9,375,937.47	-259,468,886.43

Lubbock County, Texas
City Bank - Bank Balance Report
May 2023

Account Name	Beginning Balance	Increase/ (Decrease)	Ending Balance
A INSURANCE CLEARING	\$6,827.70	\$7,854.70	\$14,682.40
A JURY	\$25,000.00	\$0.00	\$25,000.00
A LC FSA Account	\$57,443.91	(\$2,903.04)	\$54,540.87
A PAYROLL	\$5,455.30	(\$3,025.40)	\$2,429.90
A POOLED CASH	\$61,054,595.36	(\$16,630,913.67)	\$44,423,681.69
A TREASURER FED TAX	\$5,000.00	\$0.00	\$5,000.00
A WORKERS COMP	\$8,863.15	\$1,960.52	\$10,823.67
BAIL BOND	\$659,456.47	\$50,000.00	\$709,456.47
BB SPECIAL ACCOUNT	\$9,210.00	\$7,080.00	\$16,290.00
CASH BOND	\$432,825.00	\$13,125.00	\$445,950.00
CC CREDIT CARD ACCOUNT	\$0.00	\$0.00	\$0.00
CC E FILE ACCOUNT	\$0.00	\$0.00	\$0.00
CC GENERAL	\$107,543.97	\$31,750.24	\$139,294.21
CC REGISTRY FUND	\$1,522,533.94	\$3,551,694.23	\$5,074,228.17
CDA BUSINESS CRIMES	\$107,298.98	\$125.10	\$107,424.08
CDA COMPTROLLER	\$6,918.15	(\$2,464.19)	\$4,453.96
CDA DPS FORFEITURE	\$21,549.22	\$91.49	\$21,640.71
CDA FORFEITED	\$143,021.73	(\$3,046.36)	\$139,975.37
CDA JAG14	\$105,127.99	\$446.34	\$105,574.33
CDA JAG15	\$104,995.18	\$445.78	\$105,440.96
CDA JAG19	\$0.00	\$0.00	\$0.00
CDA JAG20	\$30,605.76	\$129.94	\$30,735.70
CDA RESTITUTION	\$29,927.62	(\$14,394.61)	\$15,533.01
CDA SEIZURE	\$227,021.04	(\$486.61)	\$226,534.43
CDA TRUST FUND	\$160,282.64	(\$3,518.28)	\$156,764.36
CRTC COMMISSARY	\$3,930.83	\$16.22	\$3,947.05
CRTC REVENUE FUND	\$3,776.93	(\$1,431.04)	\$2,345.89
CRTC TRUST FUND	\$56,892.67	(\$10,339.64)	\$46,553.03
CSCD CREDIT CARD	\$209,316.82	(\$18,580.26)	\$190,736.56
CSCD Health	\$10.00	\$0.00	\$10.00
CSCD OPERATING	\$76,515.20	(\$949.34)	\$75,565.86
DC CREDIT CARD ACCT-Sara Smith	\$0.00	\$0.00	\$0.00
DC CUSTODIAL-Sara Smith	\$2,752,191.33	(\$38,889.91)	\$2,713,301.42
DC E FILE ACCOUNT-Sara Smith	\$0.00	\$0.00	\$0.00
DC GENERAL-Sara Smith	\$415,933.30	\$10,186.98	\$426,120.28
DIST CT ONLINE ACCESS	\$0.00	\$0.00	\$0.00
DIST CT PRE-TRIAL CCARD	\$466.00	(\$95.90)	\$370.10
DRC CHECKING	\$11,950.38	(\$2,297.13)	\$9,653.25
HOST COURT	\$3,783.75	\$0.00	\$3,783.75
JP 1	\$10,220.00	(\$200.00)	\$10,020.00
JP 1 CREDIT CARD	\$10,089.25	\$10,822.75	\$20,912.00
JP 1 E File Account	\$2,852.00	\$128.00	\$2,980.00
JP 2	\$10,863.00	(\$1,372.72)	\$9,490.28
JP 2 CREDIT CARD	\$7,642.75	\$2,905.50	\$10,548.25
JP 2 E File Account	\$3,457.00	\$3,155.00	\$6,612.00
JP 3	\$11,950.00	\$1,475.00	\$13,425.00
JP 3 CREDIT CARD	\$13,082.00	\$2,223.00	\$15,305.00
JP 3 E File Account	\$3,912.00	\$717.00	\$4,629.00
JP 4	\$3,184.18	\$5,720.00	\$8,904.18
JP 4 CREDIT CARD	\$16,924.70	\$3,864.80	\$20,789.50
JP 4 E File Account	\$716.00	\$879.00	\$1,595.00
JPO FEE ACCOUNT	\$630.00	\$318.36	\$948.36
JUVENILE PROBATION CCARD	\$0.00	\$0.00	\$0.00
LC VENUE PROJECT FUND	\$7,644,707.65	\$327,385.23	\$7,972,092.88
MEDICAL EXAMINER	\$0.00	\$0.00	\$0.00
PARKS PCT. 1 REVENUE ACCOUNT	\$0.00	\$0.00	\$0.00
PARKS PCT. 2 REVENUE ACCOUNT	\$0.00	\$0.00	\$0.00
PUBLIC WORKS CREDIT CARD	\$830.00	\$5,450.00	\$6,280.00
RK TAC	\$534.18	\$0.14	\$534.32
RK TAC BEER AND LIQU	\$5,597.50	\$3,467.50	\$9,065.00
RK TAC CERT OF TITLE	\$99,322.19	\$1,920.94	\$101,243.13
RK TAC CHARGE CARD	\$39,240.28	\$97,430.36	\$136,670.64
RK TAC CHECK CLEARIN	\$279,149.26	\$365,038.89	\$644,188.15
RK TAC DPS DL RENEWAL	\$515.00	\$20.00	\$535.00
RK TAC EFT ACCOUNT	\$220,061.57	(\$37,119.18)	\$182,942.39
RK TAC MOTOR VEHICLE	\$2,074,931.28	(\$162,289.88)	\$1,912,641.40
RK TAC OMNIBUS	\$1,176,319.03	(\$744,220.86)	\$432,098.17
SHERIFF'S RECOVERED FUNDS	\$12,058.00	\$0.00	\$12,058.00
SO FORFEITED	\$289,787.95	(\$1,194.40)	\$288,593.55
SO INMATE	\$184,518.75	\$36,648.35	\$221,167.10
SO SEIZED FUNDS	\$168,139.36	\$16,123.00	\$184,262.36
SO SHERIFF	\$11,603.00	\$15,222.14	\$26,825.14
SPATTF FEDERAL ACCT	\$0.00	\$0.00	\$0.00
SPATTF PROGRAM INCOM	\$55,545.22	(\$13,900.42)	\$41,644.80
	\$80,724,653.42	(\$13,117,811.34)	\$67,606,842.08

Revenue Summaries Report

For Fiscal: 2022-2023 Period Ending 05/31/23

Account Summary

REVENUE SUMMARIES REPORT
ACCOUNT SUMMARY MAY 2023

FOR 2023 08

	ORIGINAL ESTIM REV	REVISED EST REV	ACTUAL YTD REVENUE	ACTUAL MTD REVENUE	REMAINING REVENUE	PCT COLL
011 GENERAL FUND						
40 Tax Collections						
011 400100 CURRENT AD VALOREM TAXE	84,581,753.00	84,581,753.00	79,419,120.03	347,900.80	5,162,632.97	93.9
011 400400 PEN & INT - CURRENT LEV	346,785.00	346,785.00	238,162.65	39,331.29	108,622.35	68.7
011 400500 DELIQ TAXES - PRIOR YEA	515,949.00	515,949.00	179,029.24	58,603.10	336,919.76	34.7
011 400600 PEN & INT - PRIOR YEARS	262,203.00	262,203.00	188,414.47	22,821.14	73,788.53	71.9
011 401000 COUNTY SALES & USE TAX	35,692,533.00	35,692,533.00	17,972,544.73	3,303,864.94	17,719,988.27	50.4
TOTAL Tax Collections	121,399,223.00	121,399,223.00	97,997,271.12	3,772,521.27	23,401,951.88	80.7%
41 Licenses/Permits						
011 410100 COUNTY CLERK	63,599.00	63,599.00	40,127.30	6,261.60	23,471.70	63.1
011 410200 BEER & LIQUOR PERMITS	130,820.00	130,820.00	50,207.50	6,097.50	80,612.50	38.4
TOTAL Licenses/Permits	194,419.00	194,419.00	90,334.80	12,359.10	104,084.20	46.5%
42 Intergovernmental						
011 420100 GRANT REVENUE	.00	18,930.00	18,929.54	.00	.46	100.0
011 420210 STATE MIXED DRINK TAX	1,752,468.00	1,752,468.00	963,039.65	170,933.08	789,428.35	55.0
011 420500 BINGO TAX PROCEEDS	243,273.00	243,273.00	113,181.91	3,429.31	130,091.09	46.5
011 420900 STATE - COUNTY COURTS	284,045.00	284,045.00	209,150.00	68,050.00	74,895.00	73.6
011 421210 STRADUS A/G CHILD SUPPO	1,300.00	1,300.00	613.86	153.47	686.14	47.2
011 422020 INTER LOCAL AGREEMENT-C	582,265.00	582,265.00	317,796.00	.00	264,469.00	54.6
011 424800 GRANT ADMINISTRATION RE	2,500.00	2,500.00	941.93	.00	1,558.07	37.7
011 425000 INDIGENT DEFENSE GRANT	255,056.00	255,056.00	123,781.50	.00	131,274.50	48.5
TOTAL Intergovernmental	3,120,907.00	3,139,837.00	1,747,434.39	242,565.86	1,392,402.61	55.7%
43 Fees						
011 430200 COUNTY JUDGE	8,664.00	8,664.00	4,960.00	648.00	3,704.00	57.2

REVENUE SUMMARIES REPORT
ACCOUNT SUMMARY MAY 2023

FOR 2023 08

	ORIGINAL ESTIM REV	REVISED EST REV	ACTUAL YTD REVENUE	ACTUAL MTD REVENUE	REMAINING REVENUE	PCT COLL
011 430300 COUNTY CLERK	1,731,871.00	1,731,871.00	803,604.19	107,721.76	928,266.81	46.4
011 430520 J.E.P.J. FEES	4,712.00	4,712.00	.00	.00	4,712.00	.0
011 430600 VRED - TAPE	150.00	150.00	32.46	.00	117.54	21.6
011 430700 TRAFFIC	5,880.00	5,880.00	3,366.82	634.33	2,513.18	57.3
011 430800 CHILD SAFETY - CS	1,039.00	1,039.00	1,016.74	253.36	22.26	97.9
011 431000 TAX ASSESSOR/COLLECTOR	41,404.00	41,404.00	15,949.00	30.00	25,455.00	38.5
011 431100 TAX OFFICE DPS DL RENEW	5,000.00	5,000.00	3,765.00	575.00	1,235.00	75.3
011 431500 INDIGENT DEFENSE FEE	150.00	150.00	47.09	.00	102.91	31.4
011 431600 JURY FEE COUNTY	1,109.00	1,109.00	819.54	99.69	289.46	73.9
011 432200 PASSPORT FEE - DIST CLE	30,000.00	30,000.00	17,675.00	5,040.00	12,325.00	58.9
011 432300 DISTRICT CLERK FEES	398,271.00	398,271.00	206,516.58	26,429.36	191,754.42	51.9
011 432500 PROSECUTOR'S FEES	6,787.00	6,787.00	7,087.81	814.15	-300.81	104.4
011 433100 JP PRECINCT 1	42,450.00	42,450.00	31,220.15	4,273.58	11,229.85	73.5
011 433200 JP PRECINCT 2	42,570.00	42,570.00	37,421.32	5,162.12	5,147.68	87.8
011 433300 JP PRECINCT 3	55,750.00	55,750.00	50,785.66	6,440.32	4,964.34	91.1
011 433400 JP PRECINCT 4	26,000.00	26,000.00	24,665.85	4,709.77	1,334.15	94.9
011 434000 DISTRICT ATTORNEY	850.00	850.00	586.67	132.13	263.33	69.0
011 434500 MEDICAL EXAMINER	.00	.00	265.00	.00	-265.00	100.0
011 434600 SHERIFF	300,000.00	300,000.00	199,584.84	21,095.83	100,415.16	66.5
011 434800 CONSTABLES	397,671.00	397,671.00	395,380.00	60,530.00	2,371.00	99.4
011 435000 DEFENSIVE DRIVING FEE	4,700.00	4,700.00	6,599.57	613.32	-1,899.57	140.4
011 435100 SS FEE-INMATE	10,000.00	10,000.00	5,800.00	800.00	4,200.00	58.0
011 435200 ISSUED WARRANT EXECUTIO	30,000.00	30,000.00	19,172.69	1,999.54	10,827.31	63.9
011 435300 ARREST FEES - COUNTY	8,000.00	8,000.00	5,337.68	1,073.10	2,662.32	66.7
011 435410 FAMILY PROTECTION FEE	2,000.00	2,000.00	8.24	.00	1,991.76	.4
011 435600 COURT INITIATED GUARDIA	35,000.00	35,000.00	21,480.00	2,910.00	13,520.00	61.4
011 436000 CMIT FINE COMMISSION	200.00	200.00	.00	.00	200.00	.0
011 436100 CMI FINE COMMISSION	1.00	1.00	.03	.00	.97	3.0
011 436200 BAT COMMISSIONS	5.00	5.00	.00	.00	5.00	.0
011 437400 VITAL STATISTICS PRESER	5,221.00	5,221.00	3,258.00	528.00	1,963.00	62.4
TOTAL Fees	3,195,455.00	3,195,455.00	1,866,405.93	252,513.36	1,329,154.07	58.4%

44 Commissions

011 440100 MOTOR VEHICLE SALES TAX	3,311,337.00	3,311,337.00	4,191,989.35	.00	-880,652.35	126.6
011 440200 CERTIFICATE OF TITLE CO	408,110.00	408,110.00	236,290.00	34,785.00	171,820.00	57.9
011 440300 MOTOR VEHICLE COMMISSIO	617,613.00	617,613.00	466,467.00	78,030.05	151,146.00	75.5
011 440500 (CVC) COMP TO VICTIMS O	111.00	111.00	20.96	.00	90.04	18.9
011 440600 LEOA COMMISSION	1.00	1.00	.30	.00	.70	30.0
011 440800 BEER & LIQUOR COMMISSIO	800.00	800.00	430.00	.00	370.00	53.8
011 441100 CJC COMMISSION	10.00	10.00	6.00	.00	4.00	60.0

REVENUE SUMMARIES REPORT
ACCOUNT SUMMARY MAY 2023

FOR 2023 08

	ORIGINAL ESTIM REV	REVISED EST REV	ACTUAL YTD REVENUE	ACTUAL MTD REVENUE	REMAINING REVENUE	PCT COLL
011 441200 JCPT COMMISSION	5.00	5.00	.82	.00	4.18	16.4
011 441400 JPD COMM	100.00	100.00	154.70	.00	-54.70	154.7
011 441600 ARREST FEES - COMM	8,834.00	8,834.00	3,247.96	.00	5,586.04	36.8
011 441700 LEMI COMMISSION	1.00	1.00	.15	.00	.85	15.0
011 441800 CRIMESTOPPERS-COMM	1.00	1.00	.60	.00	.40	60.0
011 442000 GENERAL REVENUE COMM GR	1.00	1.00	.00	.00	1.00	.0
011 442200 DNA TESTING FEE	75.00	75.00	12.48	.00	62.52	16.6
011 442400 SEPTIC INSPECTION	129,200.00	129,200.00	89,000.00	10,560.00	40,200.00	68.9
011 442500 FLSI COMM	2,000.00	2,000.00	24.59	.00	1,975.41	1.2
011 442600 FA COMM	25.00	25.00	6.59	.00	18.41	26.4
011 442700 CCC COMM	150.00	150.00	12.62	.00	137.38	8.4
011 442800 JCD COMM	1.00	1.00	.08	.00	.92	8.0
011 442900 TP COMM (40%)	1,800.00	1,800.00	468.69	.00	1,331.31	26.0
011 443000 JE COMM (10%)	2,700.00	2,700.00	703.03	.00	1,996.97	26.0
011 443500 NEW CCC COMM	6,134.00	6,134.00	1,403.20	.00	4,730.80	22.9
011 443600 EMS TRAUMA FUND COMM	1,920.00	1,920.00	1,175.80	.00	744.20	61.2
011 444000 STF COMM	147.00	147.00	64.07	.00	82.93	43.6
011 444100 STF_COMM	3,500.00	3,500.00	1,431.03	.00	2,068.97	40.9
011 444200 DNA (CS)	50.00	50.00	1.46	.00	48.54	2.9
011 444300 CIVIL DATA JUSTICE FEE	5.00	5.00	.92	.00	4.08	18.4
011 444500 BAIL BOND FEE COMM	5,756.00	5,756.00	2,365.50	.00	3,390.50	41.1
011 444600 COMM DC JUDICIAL FUND	518.00	518.00	148.01	.00	369.99	28.6
011 444700 JURY REIMBURSEMENT FEE	252.00	252.00	99.07	.00	152.93	39.3
011 445000 TIME PAYMENT - COUNTY	14,000.00	14,000.00	11,999.35	1,555.84	2,000.65	85.7
011 445400 CCC STATE COMM	35,484.00	35,484.00	16,378.32	.00	19,105.68	46.2
011 445500 Intoxicated Driver Comm	.00	.00	72.70	.00	-72.70	100.0
TOTAL Commissions	4,550,641.00	4,550,641.00	5,023,975.35	124,930.89	-473,334.35	110.4%

45 Charges for Services

011 450200 JURY FEES	31,771.00	31,771.00	31,447.50	4,366.87	323.50	99.0
011 450400 BOARD BILLS - INMATE	2,055,155.00	2,055,155.00	562,500.00	44,700.00	1,492,655.00	27.4
011 452100 COURT REPORTER FEES	87,629.00	87,629.00	79,272.33	10,920.47	8,356.67	90.5
011 455000 SCAAP- JAIL	.00	.00	61,886.00	.00	-61,886.00	100.0
TOTAL Charges for Services	2,174,555.00	2,174,555.00	735,105.83	59,987.34	1,439,449.17	33.8%

46 Fines/Forfeitures

011 460100 JP PRECINCT 1	156,306.00	156,306.00	90,028.74	12,376.91	66,277.26	57.6
--------------------------	------------	------------	-----------	-----------	-----------	------

REVENUE SUMMARIES REPORT
ACCOUNT SUMMARY MAY 2023

FOR 2023 08

	ORIGINAL ESTIM REV	REVISED EST REV	ACTUAL YTD REVENUE	ACTUAL MTD REVENUE	REMAINING REVENUE	PCT COLL
011 460200 JP PRECINCT 2	40,596.00	40,596.00	29,433.79	4,519.53	11,162.21	72.5
011 460300 JP PRECINCT 3	62,434.00	62,434.00	23,748.64	3,552.82	38,685.36	38.0
011 460400 JP PRECINCT 4	161,939.00	161,939.00	69,075.76	12,254.33	92,863.24	42.7
011 460800 COUNTY COURT AT LAW 1	2,130.00	2,130.00	388.10	.00	1,741.90	18.2
011 460900 COUNTY COURT AT LAW 2	2,000.00	2,000.00	725.81	.00	1,274.19	36.3
011 461100 DISTRICT CLERK FINES	11,768.00	11,768.00	6,799.44	717.74	4,968.56	57.8
011 461210 FORFEITURES	67,519.00	67,519.00	113,464.52	14,947.50	-45,945.52	168.0
TOTAL Fines/Forfeitures	504,692.00	504,692.00	333,664.80	48,368.83	171,027.20	66.1%
47 Interest						
011 470000 INTEREST INCOME	197,197.00	197,197.00	1,557,570.86	12,966.33	-1,360,373.86	789.9
TOTAL Interest	197,197.00	197,197.00	1,557,570.86	12,966.33	-1,360,373.86	789.9%
48 Other Revenue						
011 480200 RENTALS-BUILDINGS	452,970.00	452,970.00	302,208.49	43,709.28	150,761.51	66.7
011 480300 PARKING LOTS	54,643.00	54,643.00	37,977.00	4,973.00	16,666.00	69.5
011 480510 DISPOSAL OF PROPERTY	50,000.00	50,000.00	5,733.02	.00	44,266.98	11.5
011 480600 INSURANCE REIMBURSEMENT	50,000.00	50,000.00	.00	.00	50,000.00	.0
011 480700 JURY REIMBURSEMENTS FRO	73,707.00	73,707.00	39,338.00	28,934.00	34,369.00	53.4
011 481100 REIMBURSEMENTS-TELETYPE	1,000.00	1,000.00	676.00	96.00	324.00	67.6
011 481300 REFUND - ATTORNEY FEES	50,000.00	50,000.00	20,548.59	2,798.04	29,451.41	41.1
011 481500 OTHER REFUNDS/REIMBURSE	50,000.00	50,000.00	.00	.00	50,000.00	.0
011 481710 PAY PHONE COMMISSION	835,000.00	835,000.00	476,205.35	69,669.16	358,794.65	57.0
011 482600 ELECTION REVENUES	100.00	100.00	5.00	.00	95.00	5.0
011 483000 INTEREST-LCAD	19,216.00	19,216.00	7,648.89	512.67	11,567.11	39.8
011 484200 REIMB-INMATE TRANSPORTA	40,992.00	40,992.00	11,389.25	2,693.00	29,602.75	27.8
011 485000 GAIN/LOSS SALE OF INVES	.00	.00	-3,304,124.26	1,659,222.22	3,304,124.26	100.0
011 489900 OTHER REVENUE	500,000.00	500,000.00	502,378.77	-30,548.70	-2,378.77	100.5
TOTAL Other Revenue	2,177,628.00	2,177,628.00	-1,900,015.90	1,782,058.67	4,077,643.90	-87.3%
73 Draws						
011 736100 DRAW FROM RESERVES	2,141,660.00	2,141,660.00	.00	.00	2,141,660.00	.0

REVENUE SUMMARIES REPORT
ACCOUNT SUMMARY MAY 2023

FOR 2023 08

	ORIGINAL ESTIM REV	REVISED EST REV	ACTUAL YTD REVENUE	ACTUAL MTD REVENUE	REMAINING REVENUE	PCT COLL
TOTAL Draws	2,141,660.00	2,141,660.00	.00	.00	2,141,660.00	.0%
80 Transfers						
011 840300 XFER FROM WORKERS COMP	2,900,000.00	2,900,000.00	.00	.00	2,900,000.00	.0
TOTAL Transfers	2,900,000.00	2,900,000.00	.00	.00	2,900,000.00	.0%
TOTAL GENERAL FUND	142,556,377.00	142,575,307.00	107,451,747.18	6,308,271.65	35,123,664.82	75.4%
TOTAL REVENUES	142,556,377.00	142,575,307.00	107,451,747.18	6,308,271.65	35,123,664.82	
020 CONSOLIDATED ROAD AND BRIDGE						
42 Intergovernmental						
020 420408 STATE-LATERAL ROADS	52,500.00	52,500.00	51,963.50	.00	536.50	99.0
020 420700 AUTOMOBILE REGISTRATION	360,000.00	360,000.00	360,000.00	.00	.00	100.0
TOTAL Intergovernmental	412,500.00	412,500.00	411,963.50	.00	536.50	99.9%
45 Charges for Services						
020 451800 SUBDIVISION PLAT FEE	10,000.00	10,000.00	13,200.00	.00	-3,200.00	132.0
020 452000 VEHICLE REG.- SPECIAL F	2,600,000.00	2,600,000.00	1,767,300.00	290,820.00	832,700.00	68.0
020 452200 GROSS WEIGHT FEE	147,000.00	147,000.00	.00	.00	147,000.00	.0
TOTAL Charges for Services	2,757,000.00	2,757,000.00	1,780,500.00	290,820.00	976,500.00	64.6%
47 Interest						
020 470000 INTEREST INCOME	10,000.00	10,000.00	136,851.16	.00	-126,851.16	1368.5
TOTAL Interest	10,000.00	10,000.00	136,851.16	.00	-126,851.16	1368.5%
48 Other Revenue						
020 480510 DISPOSAL OF PROPERTY	362,500.00	362,500.00	168,370.65	.00	194,129.35	46.4

REVENUE SUMMARIES REPORT
ACCOUNT SUMMARY MAY 2023

FOR 2023 08

	ORIGINAL ESTIM REV	REVISED EST REV	ACTUAL YTD REVENUE	ACTUAL MTD REVENUE	REMAINING REVENUE	PCT COLL
020 489900 OTHER REVENUE	10,000.00	10,000.00	2,994.35	50.70	7,005.65	29.9
TOTAL Other Revenue	372,500.00	372,500.00	171,365.00	50.70	201,135.00	46.0%
73 Draws						
020 736100 DRAW FROM RESERVES	800,000.00	800,000.00	.00	.00	800,000.00	.0
TOTAL Draws	800,000.00	800,000.00	.00	.00	800,000.00	.0%
80 Transfers						
020 801100 XFER FROM GENERAL FUND	8,200,104.00	8,341,204.00	8,341,204.00	.00	.00	100.0
020 803100 XFER FROM PREC. NO.1 PA	58,484.00	58,484.00	58,484.00	.00	.00	100.0
020 803300 XFER FROM PCT 3 PARK	58,484.00	58,484.00	58,484.00	.00	.00	100.0
020 803400 XFER FROM PCT 4 PARK	58,484.00	58,484.00	58,484.00	.00	.00	100.0
020 810600 XFER FROM ARPA	4,000,000.00	4,000,000.00	4,000,000.00	4,000,000.00	.00	100.0
TOTAL Transfers	12,375,556.00	12,516,656.00	12,516,656.00	4,000,000.00	.00	100.0%
TOTAL CONSOLIDATED ROAD AND BR	16,727,556.00	16,868,656.00	15,017,335.66	4,290,870.70	1,851,320.34	89.0%
TOTAL REVENUES	16,727,556.00	16,868,656.00	15,017,335.66	4,290,870.70	1,851,320.34	
031 PRECINCT 1 PARK						
40 Tax Collections						
031 400100 CURRENT AD VALOREM TAXE	134,643.00	134,643.00	131,305.26	575.19	3,337.74	97.5
031 400400 PEN & INT - CURRENT LEV	552.00	552.00	393.75	65.03	158.25	71.3
031 400500 DELIQ TAXES - PRIOR YEA	821.00	821.00	281.82	92.24	539.18	34.3
031 400600 PEN & INT - PRIOR YEARS	417.00	417.00	296.55	35.92	120.45	71.1
TOTAL Tax Collections	136,433.00	136,433.00	132,277.38	768.38	4,155.62	97.0%
47 Interest						
031 470000 INTEREST INCOME	2,500.00	2,500.00	12,282.32	.00	-9,782.32	491.3

REVENUE SUMMARIES REPORT
ACCOUNT SUMMARY MAY 2023

FOR 2023 08

	ORIGINAL ESTIM REV	REVISED EST REV	ACTUAL YTD REVENUE	ACTUAL MTD REVENUE	REMAINING REVENUE	PCT COLL
TOTAL Interest	2,500.00	2,500.00	12,282.32	.00	-9,782.32	491.3%
48 Other Revenue						
031 481600 CONTRIBUTIONS	16,000.00	16,000.00	6,900.00	700.00	9,100.00	43.1
TOTAL Other Revenue	16,000.00	16,000.00	6,900.00	700.00	9,100.00	43.1%
73 Draws						
031 736100 DRAW FROM RESERVES	47,811.00	47,811.00	.00	.00	47,811.00	.0
TOTAL Draws	47,811.00	47,811.00	.00	.00	47,811.00	.0%
TOTAL PRECINCT 1 PARK	202,744.00	202,744.00	151,459.70	1,468.38	51,284.30	74.7%
TOTAL REVENUES	202,744.00	202,744.00	151,459.70	1,468.38	51,284.30	
032 SLATON/ROOSEVELT PARK						
40 Tax Collections						
032 400100 CURRENT AD VALOREM TAXE	134,643.00	134,643.00	131,305.26	575.19	3,337.74	97.5
032 400400 PEN & INT - CURRENT LEV	552.00	552.00	393.75	65.03	158.25	71.3
032 400500 DELIQU TAXES - PRIOR YEA	821.00	821.00	281.82	92.24	539.18	34.3
032 400600 PEN & INT - PRIOR YEARS	417.00	417.00	296.55	35.92	120.45	71.1
TOTAL Tax Collections	136,433.00	136,433.00	132,277.38	768.38	4,155.62	97.0%
47 Interest						
032 470000 INTEREST INCOME	750.00	750.00	2,464.38	.00	-1,714.38	328.6
TOTAL Interest	750.00	750.00	2,464.38	.00	-1,714.38	328.6%
48 Other Revenue						
032 481600 CONTRIBUTIONS	8,000.00	8,000.00	5,975.00	600.00	2,025.00	74.7

REVENUE SUMMARIES REPORT
ACCOUNT SUMMARY MAY 2023

FOR 2023 08

	ORIGINAL ESTIM REV	REVISED EST REV	ACTUAL YTD REVENUE	ACTUAL MTD REVENUE	REMAINING REVENUE	PCT COLL
TOTAL Other Revenue	8,000.00	8,000.00	5,975.00	600.00	2,025.00	74.7%
TOTAL SLATON/ROOSEVELT PARK	145,183.00	145,183.00	140,716.76	1,368.38	4,466.24	96.9%
TOTAL REVENUES	145,183.00	145,183.00	140,716.76	1,368.38	4,466.24	
033 IDALOU/NEW DEAL PARK						
40 Tax Collections						
033 400100 CURRENT AD VALOREM TAXE	134,643.00	134,643.00	131,305.26	575.19	3,337.74	97.5
033 400400 PEN & INT - CURRENT LEV	552.00	552.00	393.75	65.03	158.25	71.3
033 400500 DELIQ TAXES - PRIOR YEA	821.00	821.00	281.82	92.24	539.18	34.3
033 400600 PEN & INT - PRIOR YEARS	417.00	417.00	296.55	35.92	120.45	71.1
TOTAL Tax Collections	136,433.00	136,433.00	132,277.38	768.38	4,155.62	97.0%
47 Interest						
033 470000 INTEREST INCOME	1,000.00	1,000.00	6,777.73	.00	-5,777.73	677.8
TOTAL Interest	1,000.00	1,000.00	6,777.73	.00	-5,777.73	677.8%
48 Other Revenue						
033 481600 CONTRIBUTIONS	6,200.00	6,200.00	5,400.00	600.00	800.00	87.1
TOTAL Other Revenue	6,200.00	6,200.00	5,400.00	600.00	800.00	87.1%
73 Draws						
033 736100 DRAW FROM RESERVES	20,399.00	20,399.00	.00	.00	20,399.00	.0
TOTAL Draws	20,399.00	20,399.00	.00	.00	20,399.00	.0%
TOTAL IDALOU/NEW DEAL PARK	164,032.00	164,032.00	144,455.11	1,368.38	19,576.89	88.1%
TOTAL REVENUES	164,032.00	164,032.00	144,455.11	1,368.38	19,576.89	

REVENUE SUMMARIES REPORT
ACCOUNT SUMMARY MAY 2023

FOR 2023 08

	ORIGINAL ESTIM REV	REVISED EST REV	ACTUAL YTD REVENUE	ACTUAL MTD REVENUE	REMAINING REVENUE	PCT COLL
034 SHALLOWATER PARK						
40 Tax Collections						
034 400100 CURRENT AD VALOREM TAXE	134,643.00	134,643.00	131,305.26	575.19	3,337.74	97.5
034 400400 PEN & INT - CURRENT LEV	552.00	552.00	393.75	65.03	158.25	71.3
034 400500 DELIQ TAXES - PRIOR YEA	821.00	821.00	281.82	92.24	539.18	34.3
034 400600 PEN & INT - PRIOR YEARS	417.00	417.00	296.55	35.92	120.45	71.1
TOTAL Tax Collections	136,433.00	136,433.00	132,277.38	768.38	4,155.62	97.0%
47 Interest						
034 470000 INTEREST INCOME	1,000.00	1,000.00	7,631.61	.00	-6,631.61	763.2
TOTAL Interest	1,000.00	1,000.00	7,631.61	.00	-6,631.61	763.2%
48 Other Revenue						
034 481600 CONTRIBUTIONS	2,250.00	2,250.00	4,201.00	400.00	-1,951.00	186.7
TOTAL Other Revenue	2,250.00	2,250.00	4,201.00	400.00	-1,951.00	186.7%
73 Draws						
034 736100 DRAW FROM RESERVES	59,948.00	59,948.00	.00	.00	59,948.00	.0
TOTAL Draws	59,948.00	59,948.00	.00	.00	59,948.00	.0%
TOTAL SHALLOWATER PARK	199,631.00	199,631.00	144,109.99	1,168.38	55,521.01	72.2%
TOTAL REVENUES	199,631.00	199,631.00	144,109.99	1,168.38	55,521.01	
041 PERMANENT IMPROVEMENT						
40 Tax Collections						
041 400100 CURRENT AD VALOREM TAXE	2,691,734.00	2,691,734.00	2,626,102.47	11,503.82	65,631.53	97.6

REVENUE SUMMARIES REPORT
ACCOUNT SUMMARY MAY 2023

FOR 2023 08

	ORIGINAL ESTIM REV	REVISED EST REV	ACTUAL YTD REVENUE	ACTUAL MTD REVENUE	REMAINING REVENUE	PCT COLL
041 400400 PEN & INT - CURRENT LEV	11,036.00	11,036.00	7,875.17	1,300.54	3,160.83	71.4
041 400500 DELIQU TAXES - PRIOR YEA	16,420.00	16,420.00	5,635.96	1,844.87	10,784.04	34.3
041 400600 PEN & INT - PRIOR YEARS	8,344.00	8,344.00	5,931.39	718.42	2,412.61	71.1
TOTAL Tax Collections	2,727,534.00	2,727,534.00	2,645,544.99	15,367.65	81,989.01	97.0%
47 Interest						
041 470000 INTEREST INCOME	35,000.00	35,000.00	168,476.05	.00	-133,476.05	481.4
TOTAL Interest	35,000.00	35,000.00	168,476.05	.00	-133,476.05	481.4%
48 Other Revenue						
041 483500 CRTCL LEASE	483,732.00	483,732.00	322,488.00	40,311.00	161,244.00	66.7
TOTAL Other Revenue	483,732.00	483,732.00	322,488.00	40,311.00	161,244.00	66.7%
73 Draws						
041 736100 DRAW FROM RESERVES	2,762,883.00	2,762,883.00	.00	.00	2,762,883.00	.0
TOTAL Draws	2,762,883.00	2,762,883.00	.00	.00	2,762,883.00	.0%
80 Transfers						
041 801100 XFER FROM GENERAL FUND	.00	718,009.00	318,562.00	.00	399,447.00	44.4
041 805100 XFER FROM LCJJC	3,610,000.00	3,858,074.00	3,858,074.00	.00	.00	100.0
041 810600 XFER FROM ARPA	.00	2,200,000.00	.00	.00	2,200,000.00	.0
TOTAL Transfers	3,610,000.00	6,776,083.00	4,176,636.00	.00	2,599,447.00	61.6%
TOTAL PERMANENT IMPROVEMENT	9,619,149.00	12,785,232.00	7,313,145.04	55,678.65	5,472,086.96	57.2%
TOTAL REVENUES	9,619,149.00	12,785,232.00	7,313,145.04	55,678.65	5,472,086.96	

043 LCETRZ NO1 TAX INCREMENT FUND

47 Interest

REVENUE SUMMARIES REPORT
ACCOUNT SUMMARY MAY 2023

FOR 2023 08

	ORIGINAL ESTIM REV	REVISED EST REV	ACTUAL YTD REVENUE	ACTUAL MTD REVENUE	REMAINING REVENUE	PCT COLL
043 470000 INTEREST INCOME	1,000.00	1,000.00	4,529.17	.00	-3,529.17	452.9
TOTAL Interest	1,000.00	1,000.00	4,529.17	.00	-3,529.17	452.9%
80 Transfers						
043 801100 XFER FROM GENERAL FUND	190,000.00	190,000.00	.00	.00	190,000.00	.0
TOTAL Transfers	190,000.00	190,000.00	.00	.00	190,000.00	.0%
TOTAL LCETRZ NO1 TAX INCREMENT	191,000.00	191,000.00	4,529.17	.00	186,470.83	2.4%
TOTAL REVENUES	191,000.00	191,000.00	4,529.17	.00	186,470.83	
046 TJJD (P) JJAEP GRANT						
42 Intergovernmental						
046 420390 TJJD-P JJAEP GRANT REVE	80,000.00	80,000.00	15,052.50	.00	64,947.50	18.8
TOTAL Intergovernmental	80,000.00	80,000.00	15,052.50	.00	64,947.50	18.8%
TOTAL TJJD (P) JJAEP GRANT	80,000.00	80,000.00	15,052.50	.00	64,947.50	18.8%
TOTAL REVENUES	80,000.00	80,000.00	15,052.50	.00	64,947.50	
047 TJJD TJJD DSA RISK & NEEDS ASS						
42 Intergovernmental						
047 420170 TJJD (R) GRANT REVENUE	15,628.00	15,628.00	13,433.68	.00	2,194.32	86.0
TOTAL Intergovernmental	15,628.00	15,628.00	13,433.68	.00	2,194.32	86.0%
TOTAL TJJD TJJD DSA RISK & NEE	15,628.00	15,628.00	13,433.68	.00	2,194.32	86.0%
TOTAL REVENUES	15,628.00	15,628.00	13,433.68	.00	2,194.32	
048 TJJD DSA RESIDENTIAL PROJECTS						
42 Intergovernmental						

REVENUE SUMMARIES REPORT
ACCOUNT SUMMARY MAY 2023

FOR 2023 08

	ORIGINAL ESTIM REV	REVISED EST REV	ACTUAL YTD REVENUE	ACTUAL MTD REVENUE	REMAINING REVENUE	PCT COLL
048 427030 TJJD GRANT REVENUE	.00	.00	106,270.00	106,270.00	-106,270.00	100.0
TOTAL Intergovernmental	.00	.00	106,270.00	106,270.00	-106,270.00	100.0%
TOTAL TJJD DSA RESIDENTIAL PRO	.00	.00	106,270.00	106,270.00	-106,270.00	100.0%
TOTAL REVENUES	.00	.00	106,270.00	106,270.00	-106,270.00	
049 TJJD DSA PREVENT/INTERVENTION						
42 Intergovernmental						
049 424900 TJPC-S GRANT REVENUE	.00	66,000.00	55,000.00	5,500.00	11,000.00	83.3
TOTAL Intergovernmental	.00	66,000.00	55,000.00	5,500.00	11,000.00	83.3%
TOTAL TJJD DSA PREVENT/INTERVE	.00	66,000.00	55,000.00	5,500.00	11,000.00	83.3%
TOTAL REVENUES	.00	66,000.00	55,000.00	5,500.00	11,000.00	
050 JUVENILE STAR PROGRAM						
42 Intergovernmental						
050 424000 STAR PROGRAM-JUVENILE	425,000.00	425,000.00	425,000.00	.00	.00	100.0
TOTAL Intergovernmental	425,000.00	425,000.00	425,000.00	.00	.00	100.0%
48 Other Revenue						
050 489900 OTHER REVENUE	1,895.00	1,895.00	.00	.00	1,895.00	.0
TOTAL Other Revenue	1,895.00	1,895.00	.00	.00	1,895.00	.0%
80 Transfers						
050 805100 XFER FROM LCJJC	198,595.00	198,595.00	175,000.00	.00	23,595.00	88.1

REVENUE SUMMARIES REPORT
ACCOUNT SUMMARY MAY 2023

FOR 2023 08

	ORIGINAL ESTIM REV	REVISED EST REV	ACTUAL YTD REVENUE	ACTUAL MTD REVENUE	REMAINING REVENUE	PCT COLL
050 805400 XFER FRM TJPC JUV COMM	36,005.00	.00	.00	.00	.00	.0
TOTAL Transfers	234,600.00	198,595.00	175,000.00	.00	23,595.00	88.1%
TOTAL JUVENILE STAR PROGRAM	661,495.00	625,490.00	600,000.00	.00	25,490.00	95.9%
TOTAL REVENUES	661,495.00	625,490.00	600,000.00	.00	25,490.00	
051 JUVENILE PROBATION						
45 Charges for Services						
051 451900 JUVENILE PROBATION FEES	5,000.00	5,000.00	4,115.00	630.00	885.00	82.3
TOTAL Charges for Services	5,000.00	5,000.00	4,115.00	630.00	885.00	82.3%
47 Interest						
051 470000 INTEREST INCOME	10,000.00	10,000.00	145,384.64	.00	-135,384.64	1453.8
TOTAL Interest	10,000.00	10,000.00	145,384.64	.00	-135,384.64	1453.8%
48 Other Revenue						
051 489900 OTHER REVENUE	2,000.00	2,000.00	589.61	.00	1,410.39	29.5
TOTAL Other Revenue	2,000.00	2,000.00	589.61	.00	1,410.39	29.5%
73 Draws						
051 736100 DRAW FROM RESERVES	3,610,000.00	3,610,000.00	.00	.00	3,610,000.00	.0
TOTAL Draws	3,610,000.00	3,610,000.00	.00	.00	3,610,000.00	.0%
80 Transfers						
051 801100 XFER FROM GENERAL FUND	8,458,221.00	8,458,221.00	5,638,814.00	704,851.75	2,819,407.00	66.7

REVENUE SUMMARIES REPORT
ACCOUNT SUMMARY MAY 2023

FOR 2023 08

	ORIGINAL ESTIM REV	REVISED EST REV	ACTUAL YTD REVENUE	ACTUAL MTD REVENUE	REMAINING REVENUE	PCT COLL
TOTAL Transfers	8,458,221.00	8,458,221.00	5,638,814.00	704,851.75	2,819,407.00	66.7%
TOTAL JUVENILE PROBATION	12,085,221.00	12,085,221.00	5,788,903.25	705,481.75	6,296,317.75	47.9%
TOTAL REVENUES	12,085,221.00	12,085,221.00	5,788,903.25	705,481.75	6,296,317.75	
054 TJJD (A) JUV PROB COMM GRANT						
42 Intergovernmental						
054 421500 TJPC-A STATE AID	1,665,568.00	1,665,568.00	990,159.16	13,844.00	675,408.84	59.4
TOTAL Intergovernmental	1,665,568.00	1,665,568.00	990,159.16	13,844.00	675,408.84	59.4%
80 Transfers						
054 805100 XFER FROM LCJJC	536,010.00	536,010.00	.00	.00	536,010.00	.0
TOTAL Transfers	536,010.00	536,010.00	.00	.00	536,010.00	.0%
TOTAL TJJD (A) JUV PROB COMM G	2,201,578.00	2,201,578.00	990,159.16	13,844.00	1,211,418.84	45.0%
TOTAL REVENUES	2,201,578.00	2,201,578.00	990,159.16	13,844.00	1,211,418.84	
055 JUVENILE DETENTION						
45 Charges for Services						
055 451300 CONTRACTSERV-OTHER COUN	550,000.00	550,000.00	750,715.00	108,130.00	-200,715.00	136.5
TOTAL Charges for Services	550,000.00	550,000.00	750,715.00	108,130.00	-200,715.00	136.5%
80 Transfers						
055 805100 XFER FROM LCJJC	4,882,696.00	4,882,696.00	1,008,964.34	.00	3,873,731.66	20.7

REVENUE SUMMARIES REPORT
ACCOUNT SUMMARY MAY 2023

FOR 2023 08

	ORIGINAL ESTIM REV	REVISED EST REV	ACTUAL YTD REVENUE	ACTUAL MTD REVENUE	REMAINING REVENUE	PCT COLL
TOTAL Transfers	4,882,696.00	4,882,696.00	1,008,964.34	.00	3,873,731.66	20.7%
TOTAL JUVENILE DETENTION	5,432,696.00	5,432,696.00	1,759,679.34	108,130.00	3,673,016.66	32.4%
TOTAL REVENUES	5,432,696.00	5,432,696.00	1,759,679.34	108,130.00	3,673,016.66	
057 JUVENILE FOOD SERVICE						
42 Intergovernmental						
057 420100 GRANT REVENUE	.00	6,591.00	6,591.47	.00	-.47	100.0
057 426600 DHS SCHOOL MEAL PROGRAM	150,000.00	150,000.00	104,004.30	.00	45,995.70	69.3
057 426700 DHS COMMODITIES PROGRAM	7,449.00	7,449.00	.00	.00	7,449.00	.0
TOTAL Intergovernmental	157,449.00	164,040.00	110,595.77	.00	53,444.23	67.4%
48 Other Revenue						
057 489900 OTHER REVENUE	6,405.00	6,405.00	.00	.00	6,405.00	.0
TOTAL Other Revenue	6,405.00	6,405.00	.00	.00	6,405.00	.0%
80 Transfers						
057 805100 XFER FROM LCJJC	255,242.00	255,242.00	73,859.23	.00	181,382.77	28.9
TOTAL Transfers	255,242.00	255,242.00	73,859.23	.00	181,382.77	28.9%
TOTAL JUVENILE FOOD SERVICE	419,096.00	425,687.00	184,455.00	.00	241,232.00	43.3%
TOTAL REVENUES	419,096.00	425,687.00	184,455.00	.00	241,232.00	
064 TJJD (E) TITLE IV E GRANT						
42 Intergovernmental						
064 420380 TITLE IV-E TJPC (E)	98,000.00	.00	3,118.91	.00	-3,118.91	100.0

REVENUE SUMMARIES REPORT
ACCOUNT SUMMARY MAY 2023

FOR 2023 08

	ORIGINAL ESTIM REV	REVISED EST REV	ACTUAL YTD REVENUE	ACTUAL MTD REVENUE	REMAINING REVENUE	PCT COLL
TOTAL Intergovernmental	98,000.00	.00	3,118.91	.00	-3,118.91	100.0%
80 Transfers						
064 805100 XFER FROM LCJJC	106,400.00	.00	.00	.00	.00	.0
TOTAL Transfers	106,400.00	.00	.00	.00	.00	.0%
TOTAL TJJD (E) TITLE IV E GRAN	204,400.00	.00	3,118.91	.00	-3,118.91	100.0%
TOTAL REVENUES	204,400.00	.00	3,118.91	.00	-3,118.91	
067 CJD DWI COURT GRANT						
42 Intergovernmental						
067 420100 GRANT REVENUE	32,951.00	39,495.00	18,573.30	.00	20,921.70	47.0
TOTAL Intergovernmental	32,951.00	39,495.00	18,573.30	.00	20,921.70	47.0%
TOTAL CJD DWI COURT GRANT	32,951.00	39,495.00	18,573.30	.00	20,921.70	47.0%
TOTAL REVENUES	32,951.00	39,495.00	18,573.30	.00	20,921.70	
070 ON LINE ACCESS						
43 Fees						
070 436910 ONLINE ACCESS FEE	35,000.00	35,000.00	.00	.00	35,000.00	.0
TOTAL Fees	35,000.00	35,000.00	.00	.00	35,000.00	.0%
47 Interest						
070 470000 INTEREST INCOME	1,000.00	1,000.00	7,116.85	.00	-6,116.85	711.7

REVENUE SUMMARIES REPORT
ACCOUNT SUMMARY MAY 2023

FOR 2023 08

	ORIGINAL ESTIM REV	REVISED EST REV	ACTUAL YTD REVENUE	ACTUAL MTD REVENUE	REMAINING REVENUE	PCT COLL
TOTAL Interest	1,000.00	1,000.00	7,116.85	.00	-6,116.85	711.7%
73 Draws						
070 736100 DRAW FROM RESERVES	149,000.00	149,000.00	.00	.00	149,000.00	.0
TOTAL Draws	149,000.00	149,000.00	.00	.00	149,000.00	.0%
TOTAL ON LINE ACCESS	185,000.00	185,000.00	7,116.85	.00	177,883.15	3.8%
TOTAL REVENUES	185,000.00	185,000.00	7,116.85	.00	177,883.15	
072 CJD DRUG COURT GRANT						
42 Intergovernmental						
072 420100 GRANT REVENUE	44,092.00	44,092.00	20,898.35	.00	23,193.65	47.4
TOTAL Intergovernmental	44,092.00	44,092.00	20,898.35	.00	23,193.65	47.4%
TOTAL CJD DRUG COURT GRANT	44,092.00	44,092.00	20,898.35	.00	23,193.65	47.4%
TOTAL REVENUES	44,092.00	44,092.00	20,898.35	.00	23,193.65	
074 COUNTY DRUG COURT COURT COST						
43 Fees						
074 437000 DRUG COURT FEE	20,000.00	20,000.00	14,569.14	1,469.57	5,430.86	72.8
TOTAL Fees	20,000.00	20,000.00	14,569.14	1,469.57	5,430.86	72.8%
47 Interest						
074 470000 INTEREST INCOME	700.00	700.00	6,114.03	.00	-5,414.03	873.4

REVENUE SUMMARIES REPORT
ACCOUNT SUMMARY MAY 2023

FOR 2023 08

	ORIGINAL ESTIM REV	REVISED EST REV	ACTUAL YTD REVENUE	ACTUAL MTD REVENUE	REMAINING REVENUE	PCT COLL
TOTAL Interest	700.00	700.00	6,114.03	.00	-5,414.03	873.4%
73 Draws						
074 736100 DRAW FROM RESERVES	12,540.00	12,540.00	.00	.00	12,540.00	.0
TOTAL Draws	12,540.00	12,540.00	.00	.00	12,540.00	.0%
TOTAL COUNTY DRUG COURT COURT	33,240.00	33,240.00	20,683.17	1,469.57	12,556.83	62.2%
TOTAL REVENUES	33,240.00	33,240.00	20,683.17	1,469.57	12,556.83	
075 DISPUTE RESOLUTION						
43 Fees						
075 438000 ADR FEES	246,000.00	246,000.00	173,130.00	24,089.14	72,880.00	70.4
075 438100 ADMIN FEES	24,000.00	41,000.00	27,087.20	1,812.50	13,912.80	66.1
075 438210 MEDIATION FEES	56,400.00	56,400.00	36,329.34	6,708.00	20,070.66	64.4
075 438400 TRAINING FEES	23,125.00	23,125.00	16,055.01	1,550.00	7,069.99	69.4
075 438500 ADR FEE OTH COUNTY	540.00	540.00	539.90	165.00	.10	100.0
075 438600 CLIENT SERVICES	4,500.00	4,500.00	.00	.00	4,500.00	.0
TOTAL Fees	354,565.00	371,565.00	253,141.45	34,324.64	118,433.55	68.1%
47 Interest						
075 470000 INTEREST INCOME	.00	.00	774.47	.00	-774.47	100.0
TOTAL Interest	.00	.00	774.47	.00	-774.47	100.0%
73 Draws						
075 736100 DRAW FROM RESERVES	24,461.00	24,461.00	.00	.00	24,461.00	.0
TOTAL Draws	24,461.00	24,461.00	.00	.00	24,461.00	.0%

REVENUE SUMMARIES REPORT
ACCOUNT SUMMARY MAY 2023

FOR 2023 08

	ORIGINAL ESTIM REV	REVISED EST REV	ACTUAL YTD REVENUE	ACTUAL MTD REVENUE	REMAINING REVENUE	PCT COLL
TOTAL DISPUTE RESOLUTION	379,026.00	396,026.00	253,915.92	34,324.64	142,120.08	64.1%
TOTAL REVENUES	379,026.00	396,026.00	253,915.92	34,324.64	142,120.08	
076 USDA AG MEDIATION GRANT						
42 Intergovernmental						
076 422010 FSA-USDA GRANT REVENUE	300,000.00	300,000.00	78,495.51	.00	221,504.49	26.2
TOTAL Intergovernmental	300,000.00	300,000.00	78,495.51	.00	221,504.49	26.2%
43 Fees						
076 438220 PROGRAM INCOME	1,500.00	1,500.00	81.25	.00	1,418.75	5.4
TOTAL Fees	1,500.00	1,500.00	81.25	.00	1,418.75	5.4%
48 Other Revenue						
076 480000 IN-KIND REVENUE	118,500.00	118,500.00	.00	.00	118,500.00	.0
076 489900 OTHER REVENUE	.00	.00	3,431.25	.00	-3,431.25	100.0
TOTAL Other Revenue	118,500.00	118,500.00	3,431.25	.00	115,068.75	2.9%
80 Transfers						
076 807500 XFER FROM DISPUTE RESOL	.00	.00	30,209.68	.00	-30,209.68	100.0
TOTAL Transfers	.00	.00	30,209.68	.00	-30,209.68	100.0%
TOTAL USDA AG MEDIATION GRANT	420,000.00	420,000.00	112,217.69	.00	307,782.31	26.7%
TOTAL REVENUES	420,000.00	420,000.00	112,217.69	.00	307,782.31	

077 DOMESTIC RELATIONS OFFICE

42 Intergovernmental

REVENUE SUMMARIES REPORT
ACCOUNT SUMMARY MAY 2023

FOR 2023 08

	ORIGINAL ESTIM REV	REVISED EST REV	ACTUAL YTD REVENUE	ACTUAL MTD REVENUE	REMAINING REVENUE	PCT COLL
077 420100 GRANT REVENUE	.00	15,000.00	15,000.00	.00	.00	100.0
TOTAL Intergovernmental	.00	15,000.00	15,000.00	.00	.00	100.0%
43 Fees						
077 438010 DRO FEES LUBBOCK COUNTY	19,200.00	19,200.00	10,862.87	1,448.79	8,337.13	56.6
077 438200 SERVICE FEES	32,400.00	53,400.00	28,704.25	1,018.75	24,695.75	53.8
077 438510 SUPERVISED VISITATION	20,000.00	20,000.00	11,777.50	82.00	8,222.50	58.9
077 438700 COMMUNITY SUPERVISION	108,000.00	108,000.00	61,878.23	7,445.80	46,121.77	57.3
TOTAL Fees	179,600.00	200,600.00	113,222.85	9,995.34	87,377.15	56.4%
47 Interest						
077 470000 INTEREST INCOME	.00	.00	752.18	.00	-752.18	100.0
TOTAL Interest	.00	.00	752.18	.00	-752.18	100.0%
73 Draws						
077 736100 DRAW FROM RESERVES	32,744.00	32,744.00	.00	.00	32,744.00	.0
TOTAL Draws	32,744.00	32,744.00	.00	.00	32,744.00	.0%
TOTAL DOMESTIC RELATIONS OFFIC	212,344.00	248,344.00	128,975.03	9,995.34	119,368.97	51.9%
TOTAL REVENUES	212,344.00	248,344.00	128,975.03	9,995.34	119,368.97	
078 MEDIATION & MENTAL HEALTH GRAN						
42 Intergovernmental						
078 420100 GRANT REVENUE	.00	1,437.00	1,437.23	.00	-.23	100.0
TOTAL Intergovernmental	.00	1,437.00	1,437.23	.00	-.23	100.0%

REVENUE SUMMARIES REPORT
ACCOUNT SUMMARY MAY 2023

FOR 2023 08

	ORIGINAL ESTIM REV	REVISED EST REV	ACTUAL YTD REVENUE	ACTUAL MTD REVENUE	REMAINING REVENUE	PCT COLL
48 Other Revenue						
078 480000 IN-KIND REVENUE	.00	809.00	361.10	.00	447.90	44.6
TOTAL Other Revenue	.00	809.00	361.10	.00	447.90	44.6%
80 Transfers						
078 807500 XFER FROM DISPUTE RESOL	.00	151.00	90.77	.00	60.23	60.1
TOTAL Transfers	.00	151.00	90.77	.00	60.23	60.1%
TOTAL MEDIATION & MENTAL HEALT	.00	2,397.00	1,889.10	.00	507.90	78.8%
TOTAL REVENUES	.00	2,397.00	1,889.10	.00	507.90	
079 VENUE HOT & STVR TAX						
40 Tax Collections						
079 401200 HOT TAX	2,000,000.00	2,000,000.00	1,373,475.40	215,861.43	626,524.60	68.7
079 401400 HOT TAX PENALTY & INTER	4,000.00	4,000.00	4,544.19	1,462.63	-544.19	113.6
079 401600 SHORT TERM VEHICLE RENT	700,000.00	700,000.00	472,826.38	67,723.79	227,173.62	67.5
079 401700 STVR PENALTY AND INTERE	1,000.00	1,000.00	34.72	24.87	965.28	3.5
TOTAL Tax Collections	2,705,000.00	2,705,000.00	1,850,880.69	285,072.72	854,119.31	68.4%
47 Interest						
079 470000 INTEREST INCOME	30,000.00	30,000.00	198,808.54	32,948.57	-168,808.54	662.7
TOTAL Interest	30,000.00	30,000.00	198,808.54	32,948.57	-168,808.54	662.7%
48 Other Revenue						
079 489900 OTHER REVENUE	.00	.00	16,152.67	9,363.94	-16,152.67	100.0

REVENUE SUMMARIES REPORT
ACCOUNT SUMMARY MAY 2023

FOR 2023 08

	ORIGINAL ESTIM REV	REVISED EST REV	ACTUAL YTD REVENUE	ACTUAL MTD REVENUE	REMAINING REVENUE	PCT COLL
TOTAL Other Revenue	.00	.00	16,152.67	9,363.94	-16,152.67	100.0%
TOTAL VENUE HOT & STVR TAX	2,735,000.00	2,735,000.00	2,065,841.90	327,385.23	669,158.10	75.5%
TOTAL REVENUES	2,735,000.00	2,735,000.00	2,065,841.90	327,385.23	669,158.10	
081 LAW LIBRARY						
45 Charges for Services						
081 450900 COUNTY CLERK	67,500.00	67,500.00	44,660.00	5,950.00	22,840.00	66.2
081 451000 DISTRICT CLERK	104,700.00	104,700.00	64,951.94	9,169.78	39,748.06	62.0
TOTAL Charges for Services	172,200.00	172,200.00	109,611.94	15,119.78	62,588.06	63.7%
47 Interest						
081 470000 INTEREST INCOME	.00	.00	69.08	.00	-69.08	100.0
TOTAL Interest	.00	.00	69.08	.00	-69.08	100.0%
48 Other Revenue						
081 484601 COPIES-NETWORK PRINTER	200.00	200.00	119.80	2.50	80.20	59.9
TOTAL Other Revenue	200.00	200.00	119.80	2.50	80.20	59.9%
80 Transfers						
081 801100 XFER FROM GENERAL FUND	28,710.00	28,710.00	28,710.00	.00	.00	100.0
TOTAL Transfers	28,710.00	28,710.00	28,710.00	.00	.00	100.0%
TOTAL LAW LIBRARY	201,110.00	201,110.00	138,510.82	15,122.28	62,599.18	68.9%
TOTAL REVENUES	201,110.00	201,110.00	138,510.82	15,122.28	62,599.18	
083 ELECTION SERVICES						

REVENUE SUMMARIES REPORT
ACCOUNT SUMMARY MAY 2023

FOR 2023 08

	ORIGINAL ESTIM REV	REVISED EST REV	ACTUAL YTD REVENUE	ACTUAL MTD REVENUE	REMAINING REVENUE	PCT COLL
45 Charges for Services						
083 453000 ELECTION SERVICES CONTR	769,775.00	769,775.00	97,000.00	.00	672,775.00	12.6
TOTAL Charges for Services	769,775.00	769,775.00	97,000.00	.00	672,775.00	12.6%
TOTAL ELECTION SERVICES	769,775.00	769,775.00	97,000.00	.00	672,775.00	12.6%
TOTAL REVENUES	769,775.00	769,775.00	97,000.00	.00	672,775.00	
084 HELP AMERICA VOTE ACT						
42 Intergovernmental						
084 420100 GRANT REVENUE	4,024,697.00	4,024,697.00	325.64	.00	4,024,371.36	.0
TOTAL Intergovernmental	4,024,697.00	4,024,697.00	325.64	.00	4,024,371.36	.0%
TOTAL HELP AMERICA VOTE ACT	4,024,697.00	4,024,697.00	325.64	.00	4,024,371.36	.0%
TOTAL REVENUES	4,024,697.00	4,024,697.00	325.64	.00	4,024,371.36	
085 ELECTION ADMINISTRATION						
45 Charges for Services						
085 453000 ELECTION SERVICES CONTR	64,000.00	64,000.00	.00	.00	64,000.00	.0
TOTAL Charges for Services	64,000.00	64,000.00	.00	.00	64,000.00	.0%
47 Interest						
085 470000 INTEREST INCOME	.00	.00	5,224.21	.00	-5,224.21	100.0
TOTAL Interest	.00	.00	5,224.21	.00	-5,224.21	100.0%
TOTAL ELECTION ADMINISTRATION	64,000.00	64,000.00	5,224.21	.00	58,775.79	8.2%
TOTAL REVENUES	64,000.00	64,000.00	5,224.21	.00	58,775.79	

REVENUE SUMMARIES REPORT
ACCOUNT SUMMARY MAY 2023

FOR 2023 08

	ORIGINAL ESTIM REV	REVISED EST REV	ACTUAL YTD REVENUE	ACTUAL MTD REVENUE	REMAINING REVENUE	PCT COLL
086 ELECTION EQUIPMENT						
45 Charges for Services						
086 453000 ELECTION SERVICES CONTR	75,000.00	75,000.00	.00	.00	75,000.00	.0
TOTAL Charges for Services	75,000.00	75,000.00	.00	.00	75,000.00	.0%
47 Interest						
086 470000 INTEREST INCOME	.00	.00	6,666.55	.00	-6,666.55	100.0
TOTAL Interest	.00	.00	6,666.55	.00	-6,666.55	100.0%
73 Draws						
086 736100 DRAW FROM RESERVES	100.00	100.00	.00	.00	100.00	.0
TOTAL Draws	100.00	100.00	.00	.00	100.00	.0%
TOTAL ELECTION EQUIPMENT	75,100.00	75,100.00	6,666.55	.00	68,433.45	8.9%
TOTAL REVENUES	75,100.00	75,100.00	6,666.55	.00	68,433.45	
090 DIST CLK RECORDS MGT. AND PRES						
43 Fees						
090 431200 DISTRICT CLERK RECORDS	18,800.00	18,800.00	357.20	18.38	18,442.80	1.9
TOTAL Fees	18,800.00	18,800.00	357.20	18.38	18,442.80	1.9%
47 Interest						
090 470000 INTEREST INCOME	600.00	600.00	1,103.11	.00	-503.11	183.9

REVENUE SUMMARIES REPORT
ACCOUNT SUMMARY MAY 2023

FOR 2023 08

	ORIGINAL ESTIM REV	REVISED EST REV	ACTUAL YTD REVENUE	ACTUAL MTD REVENUE	REMAINING REVENUE	PCT COLL
TOTAL Interest	600.00	600.00	1,103.11	.00	-503.11	183.9%
73 Draws						
090 736100 DRAW FROM RESERVES	23,902.00	23,902.00	.00	.00	23,902.00	.0
TOTAL Draws	23,902.00	23,902.00	.00	.00	23,902.00	.0%
TOTAL DIST CLK RECORDS MGT. AN	43,302.00	43,302.00	1,460.31	18.38	41,841.69	3.4%
TOTAL REVENUES	43,302.00	43,302.00	1,460.31	18.38	41,841.69	
091 CTY CLK RECORDS MGT. AND PRES						
43 Fees						
091 431200 COUNTY CLERK RECORDS MG	545,725.00	545,725.00	314,847.62	41,146.02	230,877.38	57.7
TOTAL Fees	545,725.00	545,725.00	314,847.62	41,146.02	230,877.38	57.7%
47 Interest						
091 470000 INTEREST INCOME	10,000.00	10,000.00	113,705.07	.00	-103,705.07	1137.1
TOTAL Interest	10,000.00	10,000.00	113,705.07	.00	-103,705.07	1137.1%
73 Draws						
091 736100 DRAW FROM RESERVES	92,733.00	92,733.00	.00	.00	92,733.00	.0
TOTAL Draws	92,733.00	92,733.00	.00	.00	92,733.00	.0%
TOTAL CTY CLK RECORDS MGT. AND	648,458.00	648,458.00	428,552.69	41,146.02	219,905.31	66.1%
TOTAL REVENUES	648,458.00	648,458.00	428,552.69	41,146.02	219,905.31	
092 CTY RECORDS MGT. AND PRES						
43 Fees						

REVENUE SUMMARIES REPORT
ACCOUNT SUMMARY MAY 2023

FOR 2023 08

	ORIGINAL ESTIM REV	REVISED EST REV	ACTUAL YTD REVENUE	ACTUAL MTD REVENUE	REMAINING REVENUE	PCT COLL
092 431400 COUNTY RECORDS MGT. & P	58,000.00	58,000.00	108,752.55	14,623.71	-50,752.55	187.5
TOTAL Fees	58,000.00	58,000.00	108,752.55	14,623.71	-50,752.55	187.5%
47 Interest						
092 470000 INTEREST INCOME	6,000.00	6,000.00	10,015.01	.00	-4,015.01	166.9
TOTAL Interest	6,000.00	6,000.00	10,015.01	.00	-4,015.01	166.9%
73 Draws						
092 736100 DRAW FROM RESERVES	22,201.00	22,201.00	.00	.00	22,201.00	.0
TOTAL Draws	22,201.00	22,201.00	.00	.00	22,201.00	.0%
TOTAL CTY RECORDS MGT. AND PRE	86,201.00	86,201.00	118,767.56	14,623.71	-32,566.56	137.8%
TOTAL REVENUES	86,201.00	86,201.00	118,767.56	14,623.71	-32,566.56	
093 COURTHOUSE SECURITY						
43 Fees						
093 431510 COURTHOUSE SECURITY FEE	115,111.00	115,111.00	111,307.90	15,177.85	3,803.10	96.7
TOTAL Fees	115,111.00	115,111.00	111,307.90	15,177.85	3,803.10	96.7%
47 Interest						
093 470000 INTEREST INCOME	60.00	60.00	2,112.38	.00	-2,052.38	3520.6
TOTAL Interest	60.00	60.00	2,112.38	.00	-2,052.38	3520.6%
TOTAL COURTHOUSE SECURITY	115,171.00	115,171.00	113,420.28	15,177.85	1,750.72	98.5%
TOTAL REVENUES	115,171.00	115,171.00	113,420.28	15,177.85	1,750.72	

REVENUE SUMMARIES REPORT
ACCOUNT SUMMARY MAY 2023

FOR 2023 08

	ORIGINAL ESTIM REV	REVISED EST REV	ACTUAL YTD REVENUE	ACTUAL MTD REVENUE	REMAINING REVENUE	PCT COLL
094 COURT RECORD PRESERVATION						
43 Fees						
094 430500 COUNTY CLERK COURT RECO	20,000.00	20,000.00	.00	.00	20,000.00	.0
094 432600 DISTRICT CLERK COURT RE	28,000.00	28,000.00	121.36	11.28	27,878.64	.4
TOTAL Fees	48,000.00	48,000.00	121.36	11.28	47,878.64	.3%
47 Interest						
094 470000 INTEREST INCOME	600.00	600.00	6,213.78	.00	-5,613.78	1035.6
TOTAL Interest	600.00	600.00	6,213.78	.00	-5,613.78	1035.6%
TOTAL COURT RECORD PRESERVATIO	48,600.00	48,600.00	6,335.14	11.28	42,264.86	13.0%
TOTAL REVENUES	48,600.00	48,600.00	6,335.14	11.28	42,264.86	
095 LOCAL TRUANCY PREVENT & DIVERS						
43 Fees						
095 435500 TRUANCY PREVENTION	20,000.00	20,000.00	9,656.00	1,638.07	10,344.00	48.3
TOTAL Fees	20,000.00	20,000.00	9,656.00	1,638.07	10,344.00	48.3%
47 Interest						
095 470000 INTEREST INCOME	15.00	15.00	926.40	.00	-911.40	6176.0
TOTAL Interest	15.00	15.00	926.40	.00	-911.40	6176.0%
TOTAL LOCAL TRUANCY PREVENT &	20,015.00	20,015.00	10,582.40	1,638.07	9,432.60	52.9%
TOTAL REVENUES	20,015.00	20,015.00	10,582.40	1,638.07	9,432.60	
096 HISTORICAL COMMISSION						

REVENUE SUMMARIES REPORT
ACCOUNT SUMMARY MAY 2023

FOR 2023 08

	ORIGINAL ESTIM REV	REVISED EST REV	ACTUAL YTD REVENUE	ACTUAL MTD REVENUE	REMAINING REVENUE	PCT COLL
47 Interest						
096 470000 INTEREST INCOME	100.00	100.00	337.12	.00	-237.12	337.1
096 472000 ROYALTIES & DONATIONS	500.00	500.00	.00	.00	500.00	.0
TOTAL Interest	600.00	600.00	337.12	.00	262.88	56.2%
73 Draws						
096 736100 DRAW FROM RESERVES	12,150.00	12,150.00	.00	.00	12,150.00	.0
TOTAL Draws	12,150.00	12,150.00	.00	.00	12,150.00	.0%
80 Transfers						
096 801100 XFER FROM GENERAL FUND	5,550.00	5,550.00	5,550.00	.00	.00	100.0
TOTAL Transfers	5,550.00	5,550.00	5,550.00	.00	.00	100.0%
TOTAL HISTORICAL COMMISSION	18,300.00	18,300.00	5,887.12	.00	12,412.88	32.2%
TOTAL REVENUES	18,300.00	18,300.00	5,887.12	.00	12,412.88	
097 CHILD ABUSE PREVENTION						
43 Fees						
097 430100 CO CHILD ABUSE PREVENTI	1,500.00	1,500.00	104.20	4.07	1,395.80	6.9
TOTAL Fees	1,500.00	1,500.00	104.20	4.07	1,395.80	6.9%
47 Interest						
097 470000 INTEREST INCOME	25.00	25.00	102.23	.00	-77.23	408.9
TOTAL Interest	25.00	25.00	102.23	.00	-77.23	408.9%

REVENUE SUMMARIES REPORT
ACCOUNT SUMMARY MAY 2023

FOR 2023 08

	ORIGINAL ESTIM REV	REVISED EST REV	ACTUAL YTD REVENUE	ACTUAL MTD REVENUE	REMAINING REVENUE	PCT COLL
TOTAL CHILD ABUSE PREVENTION	1,525.00	1,525.00	206.43	4.07	1,318.57	13.5%
TOTAL REVENUES	1,525.00	1,525.00	206.43	4.07	1,318.57	

099 CTY/DIST COURT TECHNOLOGY

43 Fees

099 430510 COUNTY COURT TECHNOLOGY	500.00	500.00	1,290.03	148.78	-790.03	258.0
099 432610 DISTRICT COURT TECHNOLO	2,800.00	2,800.00	1,315.33	134.84	1,484.67	47.0
TOTAL Fees	3,300.00	3,300.00	2,605.36	283.62	694.64	79.0%

47 Interest

099 470000 INTEREST INCOME	300.00	300.00	1,765.49	.00	-1,465.49	588.5
TOTAL Interest	300.00	300.00	1,765.49	.00	-1,465.49	588.5%

73 Draws

099 736100 DRAW FROM RESERVES	900.00	900.00	.00	.00	900.00	.0
TOTAL Draws	900.00	900.00	.00	.00	900.00	.0%
TOTAL CTY/DIST COURT TECHNOLOG	4,500.00	4,500.00	4,370.85	283.62	129.15	97.1%
TOTAL REVENUES	4,500.00	4,500.00	4,370.85	283.62	129.15	

102 DIST COURT RECORDS TECHNOLOGY

43 Fees

102 437310 DISTRICT COURT RECORDS	20,000.00	20,000.00	415.25	13.57	19,584.75	2.1
TOTAL Fees	20,000.00	20,000.00	415.25	13.57	19,584.75	2.1%

47 Interest

REVENUE SUMMARIES REPORT
ACCOUNT SUMMARY MAY 2023

FOR 2023 08

	ORIGINAL ESTIM REV	REVISED EST REV	ACTUAL YTD REVENUE	ACTUAL MTD REVENUE	REMAINING REVENUE	PCT COLL
102 470000 INTEREST INCOME	500.00	500.00	2,438.49	.00	-1,938.49	487.7
TOTAL Interest	500.00	500.00	2,438.49	.00	-1,938.49	487.7%
73 Draws						
102 736100 DRAW FROM RESERVES	39,500.00	39,500.00	.00	.00	39,500.00	.0
TOTAL Draws	39,500.00	39,500.00	.00	.00	39,500.00	.0%
TOTAL DIST COURT RECORDS TECHN	60,000.00	60,000.00	2,853.74	13.57	57,146.26	4.8%
TOTAL REVENUES	60,000.00	60,000.00	2,853.74	13.57	57,146.26	
103 COUNTY CLERK RECORDS ARCHIVES						
43 Fees						
103 437300 COUNTY CLERK RECORDS AR	550,000.00	550,000.00	311,830.00	40,730.00	238,170.00	56.7
TOTAL Fees	550,000.00	550,000.00	311,830.00	40,730.00	238,170.00	56.7%
47 Interest						
103 470000 INTEREST INCOME	10,000.00	10,000.00	82,237.67	.00	-72,237.67	822.4
TOTAL Interest	10,000.00	10,000.00	82,237.67	.00	-72,237.67	822.4%
73 Draws						
103 736100 DRAW FROM RESERVES	920,000.00	920,000.00	.00	.00	920,000.00	.0
TOTAL Draws	920,000.00	920,000.00	.00	.00	920,000.00	.0%
TOTAL COUNTY CLERK RECORDS ARC	1,480,000.00	1,480,000.00	394,067.67	40,730.00	1,085,932.33	26.6%
TOTAL REVENUES	1,480,000.00	1,480,000.00	394,067.67	40,730.00	1,085,932.33	

REVENUE SUMMARIES REPORT
ACCOUNT SUMMARY MAY 2023

FOR 2023 08

	ORIGINAL ESTIM REV	REVISED EST REV	ACTUAL YTD REVENUE	ACTUAL MTD REVENUE	REMAINING REVENUE	PCT COLL
105 COMMUNITY/ECONOMIC DEV PRG						
42 Intergovernmental						
105 420300 STATE GRANT REVENUE	16,000.00	16,000.00	.00	.00	16,000.00	.0
TOTAL Intergovernmental	16,000.00	16,000.00	.00	.00	16,000.00	.0%
47 Interest						
105 470000 INTEREST INCOME	700.00	700.00	11,947.50	.00	-11,247.50	1706.8
TOTAL Interest	700.00	700.00	11,947.50	.00	-11,247.50	1706.8%
73 Draws						
105 736100 DRAW FROM RESERVES	8,010.00	8,010.00	.00	.00	8,010.00	.0
TOTAL Draws	8,010.00	8,010.00	.00	.00	8,010.00	.0%
TOTAL COMMUNITY/ECONOMIC DEV P	24,710.00	24,710.00	11,947.50	.00	12,762.50	48.4%
TOTAL REVENUES	24,710.00	24,710.00	11,947.50	.00	12,762.50	
106 AMERICAN RESCUE PLAN ACT						
42 Intergovernmental						
106 420100 GRANT REVENUE	34,372,468.00	29,698,352.00	29,636,114.77	.00	62,237.23	99.8
TOTAL Intergovernmental	34,372,468.00	29,698,352.00	29,636,114.77	.00	62,237.23	99.8%
47 Interest						
106 470000 INTEREST INCOME	.00	.00	934,645.52	.00	-934,645.52	100.0

REVENUE SUMMARIES REPORT
ACCOUNT SUMMARY MAY 2023

FOR 2023 08

	ORIGINAL ESTIM REV	REVISED EST REV	ACTUAL YTD REVENUE	ACTUAL MTD REVENUE	REMAINING REVENUE	PCT COLL
TOTAL Interest	.00	.00	934,645.52	.00	-934,645.52	100.0%
TOTAL AMERICAN RESCUE PLAN ACT	34,372,468.00	29,698,352.00	30,570,760.29	.00	-872,408.29	102.9%
TOTAL REVENUES	34,372,468.00	29,698,352.00	30,570,760.29	.00	-872,408.29	
108 JP1 JUSTICE COURT TECHNOLOGY						
43 Fees						
108 430120 JUDICIAL TECH FUND FEE-	6,500.00	6,500.00	3,487.54	463.93	3,012.46	53.7
TOTAL Fees	6,500.00	6,500.00	3,487.54	463.93	3,012.46	53.7%
47 Interest						
108 470000 INTEREST INCOME	300.00	300.00	1,330.85	.00	-1,030.85	443.6
TOTAL Interest	300.00	300.00	1,330.85	.00	-1,030.85	443.6%
73 Draws						
108 736100 DRAW FROM RESERVES	22,001.00	22,001.00	.00	.00	22,001.00	.0
TOTAL Draws	22,001.00	22,001.00	.00	.00	22,001.00	.0%
TOTAL JP1 JUSTICE COURT TECHNO	28,801.00	28,801.00	4,818.39	463.93	23,982.61	16.7%
TOTAL REVENUES	28,801.00	28,801.00	4,818.39	463.93	23,982.61	
109 JP2 JUSTICE COURT TECHNOLOGY						
43 Fees						
109 430210 JUDICIAL TECH FUND FEE-	2,000.00	2,000.00	1,302.05	200.36	697.95	65.1

REVENUE SUMMARIES REPORT
ACCOUNT SUMMARY MAY 2023

FOR 2023 08

	ORIGINAL ESTIM REV	REVISED EST REV	ACTUAL YTD REVENUE	ACTUAL MTD REVENUE	REMAINING REVENUE	PCT COLL
TOTAL Fees	2,000.00	2,000.00	1,302.05	200.36	697.95	65.1%
47 Interest						
109 470000 INTEREST INCOME	333.00	333.00	2,081.76	.00	-1,748.76	625.2
TOTAL Interest	333.00	333.00	2,081.76	.00	-1,748.76	625.2%
73 Draws						
109 736100 DRAW FROM RESERVES	17,667.00	17,667.00	.00	.00	17,667.00	.0
TOTAL Draws	17,667.00	17,667.00	.00	.00	17,667.00	.0%
TOTAL JP2 JUSTICE COURT TECHNO	20,000.00	20,000.00	3,383.81	200.36	16,616.19	16.9%
TOTAL REVENUES	20,000.00	20,000.00	3,383.81	200.36	16,616.19	
110 JP3 JUSTICE COURT TECHNOLOGY						
43 Fees						
110 430310 JUDICIAL TECH FUND FEE-	2,000.00	2,000.00	899.68	141.31	1,100.32	45.0
TOTAL Fees	2,000.00	2,000.00	899.68	141.31	1,100.32	45.0%
47 Interest						
110 470000 INTEREST INCOME	101.00	101.00	635.79	.00	-534.79	629.5
TOTAL Interest	101.00	101.00	635.79	.00	-534.79	629.5%
73 Draws						
110 736100 DRAW FROM RESERVES	18,417.00	18,417.00	.00	.00	18,417.00	.0

REVENUE SUMMARIES REPORT
ACCOUNT SUMMARY MAY 2023

FOR 2023 08

	ORIGINAL ESTIM REV	REVISED EST REV	ACTUAL YTD REVENUE	ACTUAL MTD REVENUE	REMAINING REVENUE	PCT COLL
TOTAL Draws	18,417.00	18,417.00	.00	.00	18,417.00	.0%
TOTAL JP3 JUSTICE COURT TECHNO	20,518.00	20,518.00	1,535.47	141.31	18,982.53	7.5%
TOTAL REVENUES	20,518.00	20,518.00	1,535.47	141.31	18,982.53	
111 JP4 JUSTICE COURT TECHNOLOGY						
43 Fees						
111 430400 JUDICIAL TECH FUND FEE-	7,330.00	7,330.00	3,043.10	602.61	4,286.90	41.5
TOTAL Fees	7,330.00	7,330.00	3,043.10	602.61	4,286.90	41.5%
47 Interest						
111 470000 INTEREST INCOME	300.00	300.00	2,171.43	.00	-1,871.43	723.8
TOTAL Interest	300.00	300.00	2,171.43	.00	-1,871.43	723.8%
73 Draws						
111 736100 DRAW FROM RESERVES	920.00	920.00	.00	.00	920.00	.0
TOTAL Draws	920.00	920.00	.00	.00	920.00	.0%
TOTAL JP4 JUSTICE COURT TECHNO	8,550.00	8,550.00	5,214.53	602.61	3,335.47	61.0%
TOTAL REVENUES	8,550.00	8,550.00	5,214.53	602.61	3,335.47	
112 COURT FACILITY FEE						
43 Fees						
112 430300 COUNTY CLERK	40,000.00	40,000.00	25,520.00	3,400.00	14,480.00	63.8

REVENUE SUMMARIES REPORT
ACCOUNT SUMMARY MAY 2023

FOR 2023 08

	ORIGINAL ESTIM REV	REVISED EST REV	ACTUAL YTD REVENUE	ACTUAL MTD REVENUE	REMAINING REVENUE	PCT COLL
112 432300 DISTRICT CLERK FEES	55,000.00	55,000.00	36,883.64	5,236.88	18,116.36	67.1
TOTAL Fees	95,000.00	95,000.00	62,403.64	8,636.88	32,596.36	65.7%
47 Interest						
112 470000 INTEREST INCOME	.00	.00	2,131.23	.00	-2,131.23	100.0
TOTAL Interest	.00	.00	2,131.23	.00	-2,131.23	100.0%
TOTAL COURT FACILITY FEE	95,000.00	95,000.00	64,534.87	8,636.88	30,465.13	67.9%
TOTAL REVENUES	95,000.00	95,000.00	64,534.87	8,636.88	30,465.13	
114 JUDICIAL EDUCATION & SUPPORT						
43 Fees						
114 430300 COUNTY CLERK	5,568.00	5,568.00	3,290.00	430.00	2,278.00	59.1
TOTAL Fees	5,568.00	5,568.00	3,290.00	430.00	2,278.00	59.1%
47 Interest						
114 470000 INTEREST INCOME	.00	.00	117.99	.00	-117.99	100.0
TOTAL Interest	.00	.00	117.99	.00	-117.99	100.0%
TOTAL JUDICIAL EDUCATION & SUP	5,568.00	5,568.00	3,407.99	430.00	2,160.01	61.2%
TOTAL REVENUES	5,568.00	5,568.00	3,407.99	430.00	2,160.01	
115 LANGUAGE ACCESS						
43 Fees						
115 430300 COUNTY CLERK	5,565.00	5,565.00	3,828.00	510.00	1,737.00	68.8

REVENUE SUMMARIES REPORT
ACCOUNT SUMMARY MAY 2023

FOR 2023 08

	ORIGINAL ESTIM REV	REVISED EST REV	ACTUAL YTD REVENUE	ACTUAL MTD REVENUE	REMAINING REVENUE	PCT COLL
115 432300 DISTRICT CLERK FEES	8,222.00	8,222.00	5,532.76	785.56	2,689.24	67.3
115 433100 JP PRECINCT 1	3,785.00	3,785.00	3,012.00	423.00	773.00	79.6
115 433200 JP PRECINCT 2	5,025.00	5,025.00	3,897.00	549.00	1,131.00	77.5
115 433300 JP PRECINCT 3	7,478.00	7,478.00	5,598.00	717.00	1,880.00	74.9
115 433400 JP PRECINCT 4	3,339.00	3,339.00	2,571.00	510.00	768.00	77.0
TOTAL Fees	33,414.00	33,414.00	24,438.76	3,494.56	8,978.24	73.1%
47 Interest						
115 470000 INTEREST INCOME	.00	.00	796.70	.00	-796.70	100.0
TOTAL Interest	.00	.00	796.70	.00	-796.70	100.0%
TOTAL LANGUAGE ACCESS	33,414.00	33,414.00	25,235.46	3,494.56	8,181.54	75.5%
TOTAL REVENUES	33,414.00	33,414.00	25,235.46	3,494.56	8,181.54	
122 SHERIFF CONTRABAND						
46 Fines/Forfeitures						
122 461200 FORFEIT ASSETS - DEA	100,000.00	100,000.00	.00	.00	100,000.00	.0
122 461400 FORFEITED FUNDS-CRIMINA	150,000.00	150,000.00	93,836.25	.00	56,163.75	62.6
TOTAL Fines/Forfeitures	250,000.00	250,000.00	93,836.25	.00	156,163.75	37.5%
47 Interest						
122 470000 INTEREST INCOME	3,500.00	3,500.00	8,497.36	.00	-4,997.36	242.8
TOTAL Interest	3,500.00	3,500.00	8,497.36	.00	-4,997.36	242.8%
48 Other Revenue						
122 489900 OTHER REVENUE	10,000.00	10,000.00	.00	.00	10,000.00	.0

REVENUE SUMMARIES REPORT
ACCOUNT SUMMARY MAY 2023

FOR 2023 08

	ORIGINAL ESTIM REV	REVISED EST REV	ACTUAL YTD REVENUE	ACTUAL MTD REVENUE	REMAINING REVENUE	PCT COLL
TOTAL Other Revenue	10,000.00	10,000.00	.00	.00	10,000.00	.0%
73 Draws						
122 736100 DRAW FROM RESERVES	126,500.00	126,500.00	.00	.00	126,500.00	.0
TOTAL Draws	126,500.00	126,500.00	.00	.00	126,500.00	.0%
TOTAL SHERIFF CONTRABAND	390,000.00	390,000.00	102,333.61	.00	287,666.39	26.2%
TOTAL REVENUES	390,000.00	390,000.00	102,333.61	.00	287,666.39	
124 INMATE SUPPLY						
47 Interest						
124 470000 INTEREST INCOME	14,000.00	14,000.00	40,217.35	.00	-26,217.35	287.3
TOTAL Interest	14,000.00	14,000.00	40,217.35	.00	-26,217.35	287.3%
48 Other Revenue						
124 484300 CONCESSION COMMISSIONS	1,090,000.00	1,090,000.00	410,396.28	.00	679,603.72	37.7
124 489900 OTHER REVENUE	10,000.00	10,000.00	3,814.86	.00	6,185.14	38.1
TOTAL Other Revenue	1,100,000.00	1,100,000.00	414,211.14	.00	685,788.86	37.7%
TOTAL INMATE SUPPLY	1,114,000.00	1,114,000.00	454,428.49	.00	659,571.51	40.8%
TOTAL REVENUES	1,114,000.00	1,114,000.00	454,428.49	.00	659,571.51	
126 VINE GRANT						
42 Intergovernmental						
126 420370 STATE REVENUE	30,171.00	30,171.00	14,701.58	.00	15,469.42	48.7

REVENUE SUMMARIES REPORT
ACCOUNT SUMMARY MAY 2023

FOR 2023 08

	ORIGINAL ESTIM REV	REVISED EST REV	ACTUAL YTD REVENUE	ACTUAL MTD REVENUE	REMAINING REVENUE	PCT COLL
TOTAL Intergovernmental	30,171.00	30,171.00	14,701.58	.00	15,469.42	48.7%
TOTAL VINE GRANT	30,171.00	30,171.00	14,701.58	.00	15,469.42	48.7%
TOTAL REVENUES	30,171.00	30,171.00	14,701.58	.00	15,469.42	
128 HOMELAND SECURITY GRANT						
42 Intergovernmental						
128 423000 2014 HSGP HOMELAND SECU	150,700.00	160,705.00	89,210.68	52,783.07	71,494.32	55.5
TOTAL Intergovernmental	150,700.00	160,705.00	89,210.68	52,783.07	71,494.32	55.5%
TOTAL HOMELAND SECURITY GRANT	150,700.00	160,705.00	89,210.68	52,783.07	71,494.32	55.5%
TOTAL REVENUES	150,700.00	160,705.00	89,210.68	52,783.07	71,494.32	
129 HAZARD MITIGATION GRANT-EM						
42 Intergovernmental						
129 423300 HAZARD MITIGATION GRANT	185,600.00	185,600.00	.00	.00	185,600.00	.0
129 423400 HAZARD MITIGATION INKIN	58,000.00	58,000.00	.00	.00	58,000.00	.0
TOTAL Intergovernmental	243,600.00	243,600.00	.00	.00	243,600.00	.0%
TOTAL HAZARD MITIGATION GRANT-	243,600.00	243,600.00	.00	.00	243,600.00	.0%
TOTAL REVENUES	243,600.00	243,600.00	.00	.00	243,600.00	
130 PROJECT SAFE NEIGHBORHOOD						
42 Intergovernmental						
130 420100 GRANT REVENUE	81,753.00	81,753.00	.00	.00	81,753.00	.0
TOTAL Intergovernmental	81,753.00	81,753.00	.00	.00	81,753.00	.0%

REVENUE SUMMARIES REPORT
ACCOUNT SUMMARY MAY 2023

FOR 2023 08

	ORIGINAL ESTIM REV	REVISED EST REV	ACTUAL YTD REVENUE	ACTUAL MTD REVENUE	REMAINING REVENUE	PCT COLL
TOTAL PROJECT SAFE NEIGHBORHOOD	81,753.00	81,753.00	.00	.00	81,753.00	.0%
TOTAL REVENUES	81,753.00	81,753.00	.00	.00	81,753.00	
142 LEOSE SHERIFF						
42 Intergovernmental						
142 424700 LEOSE REVENUE	50,000.00	50,000.00	20,933.92	.00	29,066.08	41.9
TOTAL Intergovernmental	50,000.00	50,000.00	20,933.92	.00	29,066.08	41.9%
47 Interest						
142 470000 INTEREST INCOME	500.00	500.00	3,456.98	.00	-2,956.98	691.4
TOTAL Interest	500.00	500.00	3,456.98	.00	-2,956.98	691.4%
73 Draws						
142 736100 DRAW FROM RESERVES	74,500.00	74,500.00	.00	.00	74,500.00	.0
TOTAL Draws	74,500.00	74,500.00	.00	.00	74,500.00	.0%
TOTAL LEOSE SHERIFF	125,000.00	125,000.00	24,390.90	.00	100,609.10	19.5%
TOTAL REVENUES	125,000.00	125,000.00	24,390.90	.00	100,609.10	
145 SHERIFF COMMISSARY SALARY						
42 Intergovernmental						
145 424500 COMMISSARY SALARY REIMB	771,814.00	771,814.00	543,442.05	95,665.45	228,371.95	70.4
TOTAL Intergovernmental	771,814.00	771,814.00	543,442.05	95,665.45	228,371.95	70.4%
TOTAL SHERIFF COMMISSARY SALAR	771,814.00	771,814.00	543,442.05	95,665.45	228,371.95	70.4%
TOTAL REVENUES	771,814.00	771,814.00	543,442.05	95,665.45	228,371.95	

REVENUE SUMMARIES REPORT
ACCOUNT SUMMARY MAY 2023

FOR 2023 08

	ORIGINAL ESTIM REV	REVISED EST REV	ACTUAL YTD REVENUE	ACTUAL MTD REVENUE	REMAINING REVENUE	PCT COLL
146 LECD EMER COMMUNICATION GRANT						
42 Intergovernmental						
146 420410 GRANT REVENUE LECD	.00	11,799.00	.00	.00	11,799.00	.0
TOTAL Intergovernmental	.00	11,799.00	.00	.00	11,799.00	.0%
TOTAL LECD EMER COMMUNICATION	.00	11,799.00	.00	.00	11,799.00	.0%
TOTAL REVENUES	.00	11,799.00	.00	.00	11,799.00	
150 TAG GRANT						
42 Intergovernmental						
150 420100 GRANT REVENUE	1,859,810.00	1,859,810.00	578,263.15	57,159.59	1,281,546.85	31.1
TOTAL Intergovernmental	1,859,810.00	1,859,810.00	578,263.15	57,159.59	1,281,546.85	31.1%
TOTAL TAG GRANT	1,859,810.00	1,859,810.00	578,263.15	57,159.59	1,281,546.85	31.1%
TOTAL REVENUES	1,859,810.00	1,859,810.00	578,263.15	57,159.59	1,281,546.85	
161 CDA BUSINESS CRIMES						
43 Fees						
161 434200 BAD CHECK COLLECTION FE	60,000.00	60,000.00	13,152.92	.00	46,847.08	21.9
TOTAL Fees	60,000.00	60,000.00	13,152.92	.00	46,847.08	21.9%
47 Interest						
161 470000 INTEREST INCOME	380.00	380.00	1,923.54	.00	-1,543.54	506.2

REVENUE SUMMARIES REPORT
ACCOUNT SUMMARY MAY 2023

FOR 2023 08

	ORIGINAL ESTIM REV	REVISED EST REV	ACTUAL YTD REVENUE	ACTUAL MTD REVENUE	REMAINING REVENUE	PCT COLL
TOTAL Interest	380.00	380.00	1,923.54	.00	-1,543.54	506.2%
48 Other Revenue						
161 481500 OTHER REFUNDS/REIMBURSE	38,005.00	38,005.00	5,337.33	.00	32,667.67	14.0
161 489900 OTHER REVENUE	10,115.00	10,115.00	.00	.00	10,115.00	.0
TOTAL Other Revenue	48,120.00	48,120.00	5,337.33	.00	42,782.67	11.1%
TOTAL CDA BUSINESS CRIMES	108,500.00	108,500.00	20,413.79	.00	88,086.21	18.8%
TOTAL REVENUES	108,500.00	108,500.00	20,413.79	.00	88,086.21	
163 CDA CONTRABAND						
47 Interest						
163 470000 INTEREST INCOME	500.00	500.00	2,720.14	.00	-2,220.14	544.0
TOTAL Interest	500.00	500.00	2,720.14	.00	-2,220.14	544.0%
48 Other Revenue						
163 489900 OTHER REVENUE	76,000.00	76,000.00	66,291.46	.00	9,708.54	87.2
TOTAL Other Revenue	76,000.00	76,000.00	66,291.46	.00	9,708.54	87.2%
TOTAL CDA CONTRABAND	76,500.00	76,500.00	69,011.60	.00	7,488.40	90.2%
TOTAL REVENUES	76,500.00	76,500.00	69,011.60	.00	7,488.40	
164 CDA SPATTF GRANT						
42 Intergovernmental						
164 420300 STATE GRANT REVENUE	446,785.00	446,785.00	192,233.88	.00	254,551.12	43.0

REVENUE SUMMARIES REPORT
ACCOUNT SUMMARY MAY 2023

FOR 2023 08

	ORIGINAL ESTIM REV	REVISED EST REV	ACTUAL YTD REVENUE	ACTUAL MTD REVENUE	REMAINING REVENUE	PCT COLL
164 420400 SPATTF REVENUE-FEDERAL	.00	.00	-2,138.90	.00	2,138.90	100.0
TOTAL Intergovernmental	446,785.00	446,785.00	190,094.98	.00	256,690.02	42.5%
47 Interest						
164 470010 INTEREST INCOME-PROGRAM	.00	.00	9,471.31	207.58	-9,471.31	100.0
164 470100 INTEREST INCOME-FEDERAL	.00	.00	1,839.74	.00	-1,839.74	100.0
TOTAL Interest	.00	.00	11,311.05	207.58	-11,311.05	100.0%
48 Other Revenue						
164 480000 IN-KIND REVENUE	185,098.00	185,098.00	177,957.87	35,492.84	7,140.13	96.1
164 480520 SPATTF PROGRAM INCOME	42,060.00	54,560.00	31,607.73	-14,108.00	22,952.27	57.9
TOTAL Other Revenue	227,158.00	239,658.00	209,565.60	21,384.84	30,092.40	87.4%
80 Transfers						
164 801100 XFER FROM GENERAL FUND	221,273.00	248,759.00	72,092.43	.00	176,666.57	29.0
TOTAL Transfers	221,273.00	248,759.00	72,092.43	.00	176,666.57	29.0%
TOTAL CDA SPATTF GRANT	895,216.00	935,202.00	483,064.06	21,592.42	452,137.94	51.7%
TOTAL REVENUES	895,216.00	935,202.00	483,064.06	21,592.42	452,137.94	
166 CDA JAG GRANT						
42 Intergovernmental						
166 422510 FEDERAL GRANT REVENUE-J	.00	.00	104,946.50	.00	-104,946.50	100.0
166 422600 FEDERAL GRANT REVENUE-J	51,277.00	51,277.00	53,305.66	.00	-2,028.66	104.0
166 422700 FEDERAL GRANT REVENUE-J	101,979.00	101,979.00	101,978.50	.00	.50	100.0
TOTAL Intergovernmental	153,256.00	153,256.00	260,230.66	.00	-106,974.66	169.8%

REVENUE SUMMARIES REPORT
ACCOUNT SUMMARY MAY 2023

FOR 2023 08

	ORIGINAL ESTIM REV	REVISED EST REV	ACTUAL YTD REVENUE	ACTUAL MTD REVENUE	REMAINING REVENUE	PCT COLL
47 Interest						
166 470120 INTEREST REVENUE JAG20	.00	.00	1,673.76	129.94	-1,673.76	100.0
166 470300 INTEREST REVENUE-JAG22	.00	.00	627.83	446.34	-627.83	100.0
166 470900 INTEREST REVENUE JAG21	.00	.00	3,462.46	445.78	-3,462.46	100.0
TOTAL Interest	.00	.00	5,764.05	1,022.06	-5,764.05	100.0%
TOTAL CDA JAG GRANT	153,256.00	153,256.00	265,994.71	1,022.06	-112,738.71	173.6%
TOTAL REVENUES	153,256.00	153,256.00	265,994.71	1,022.06	-112,738.71	
168 CDA Border Prosecution Unit						
42 Intergovernmental						
168 420100 GRANT REVENUE	149,762.00	149,762.00	52,893.09	.00	96,868.91	35.3
TOTAL Intergovernmental	149,762.00	149,762.00	52,893.09	.00	96,868.91	35.3%
TOTAL CDA Border Prosecution U	149,762.00	149,762.00	52,893.09	.00	96,868.91	35.3%
TOTAL REVENUES	149,762.00	149,762.00	52,893.09	.00	96,868.91	
171 CDA VOCA VICTIM ADV PROJECT						
42 Intergovernmental						
171 420300 STATE GRANT REVENUE	124,086.00	124,086.00	74,562.27	8,758.16	49,523.73	60.1
TOTAL Intergovernmental	124,086.00	124,086.00	74,562.27	8,758.16	49,523.73	60.1%
80 Transfers						
171 801100 XFER FROM GENERAL FUND	31,022.00	31,022.00	18,640.56	2,189.54	12,381.44	60.1
TOTAL Transfers	31,022.00	31,022.00	18,640.56	2,189.54	12,381.44	60.1%

REVENUE SUMMARIES REPORT
ACCOUNT SUMMARY MAY 2023

FOR 2023 08

	ORIGINAL ESTIM REV	REVISED EST REV	ACTUAL YTD REVENUE	ACTUAL MTD REVENUE	REMAINING REVENUE	PCT COLL
TOTAL CDA VOCA VICTIM ADV PROJ	155,108.00	155,108.00	93,202.83	10,947.70	61,905.17	60.1%
TOTAL REVENUES	155,108.00	155,108.00	93,202.83	10,947.70	61,905.17	

201 GEN OB REFUNDING BOND SRS 2016

40 Tax Collections

201 400100 CURRENT AD VALOREM TAXE	5,648,885.00	5,648,885.00	5,994,975.39	26,261.39	-346,090.39	106.1
201 400400 PEN & INT - CURRENT LEV	23,580.00	23,580.00	17,977.79	2,968.93	5,602.21	76.2
201 400500 DELIQ TAXES - PRIOR YEA	35,082.00	35,082.00	13,192.33	4,318.34	21,889.67	37.6
201 400600 PEN & INT - PRIOR YEARS	17,828.00	17,828.00	13,883.89	1,681.64	3,944.11	77.9
TOTAL Tax Collections	5,725,375.00	5,725,375.00	6,040,029.40	35,230.30	-314,654.40	105.5%

47 Interest

201 470000 INTEREST INCOME	10,000.00	10,000.00	64,707.77	.00	-54,707.77	647.1
TOTAL Interest	10,000.00	10,000.00	64,707.77	.00	-54,707.77	647.1%
TOTAL GEN OB REFUNDING BOND SR	5,735,375.00	5,735,375.00	6,104,737.17	35,230.30	-369,362.17	106.4%
TOTAL REVENUES	5,735,375.00	5,735,375.00	6,104,737.17	35,230.30	-369,362.17	

202 UNLIMITED TAX ROAD BONDS

40 Tax Collections

202 400100 CURRENT AD VALOREM TAXE	1,861,683.00	1,861,683.00	1,973,522.79	8,645.14	-111,839.79	106.0
202 400400 PEN & INT - CURRENT LEV	7,762.00	7,762.00	5,918.23	977.37	1,843.77	76.2
202 400500 DELIQ TAXES - PRIOR YEA	11,549.00	11,549.00	3,605.90	1,180.35	7,943.10	31.2
202 400600 PEN & INT - PRIOR YEARS	5,869.00	5,869.00	3,794.95	459.65	2,074.05	64.7
TOTAL Tax Collections	1,886,863.00	1,886,863.00	1,986,841.87	11,262.51	-99,978.87	105.3%

47 Interest

202 470000 INTEREST INCOME	1,200.00	1,200.00	15,385.69	.00	-14,185.69	1282.1
----------------------------	----------	----------	-----------	-----	------------	--------

REVENUE SUMMARIES REPORT
ACCOUNT SUMMARY MAY 2023

FOR 2023 08

	ORIGINAL ESTIM REV	REVISED EST REV	ACTUAL YTD REVENUE	ACTUAL MTD REVENUE	REMAINING REVENUE	PCT COLL
TOTAL Interest	1,200.00	1,200.00	15,385.69	.00	-14,185.69	1282.1%
TOTAL UNLIMITED TAX ROAD BONDS	1,888,063.00	1,888,063.00	2,002,227.56	11,262.51	-114,164.56	106.0%
TOTAL REVENUES	1,888,063.00	1,888,063.00	2,002,227.56	11,262.51	-114,164.56	

203 GEN OB REFUNDING BOND SRS 2021

40 Tax Collections

203 400100 CURRENT AD VALOREM TAXE	732,357.00	732,357.00	775,898.55	3,398.88	-43,541.55	105.9
203 400400 PEN & INT - CURRENT LEV	3,050.00	3,050.00	2,326.75	384.25	723.25	76.3
203 400500 DELIQ TAXES - PRIOR YEA	4,537.00	4,537.00	298.46	97.70	4,238.54	6.6
203 400600 PEN & INT - PRIOR YEARS	2,306.00	2,306.00	314.11	38.04	1,991.89	13.6
TOTAL Tax Collections	742,250.00	742,250.00	778,837.87	3,918.87	-36,587.87	104.9%

47 Interest

203 470000 INTEREST INCOME	50.00	50.00	5,213.47	.00	-5,163.47	*****
TOTAL Interest	50.00	50.00	5,213.47	.00	-5,163.47	*****%
TOTAL GEN OB REFUNDING BOND SR	742,300.00	742,300.00	784,051.34	3,918.87	-41,751.34	105.6%
TOTAL REVENUES	742,300.00	742,300.00	784,051.34	3,918.87	-41,751.34	

206 GEN OB REFUNDING BOND SRS 2013

40 Tax Collections

206 400100 CURRENT AD VALOREM TAXE	710,797.00	710,797.00	.00	.00	710,797.00	.0
206 400400 PEN & INT - CURRENT LEV	2,914.00	2,914.00	.00	.00	2,914.00	.0
206 400500 DELIQ TAXES - PRIOR YEA	4,336.00	4,336.00	.00	.00	4,336.00	.0
206 400600 PEN & INT - PRIOR YEARS	2,203.00	2,203.00	.00	.00	2,203.00	.0
TOTAL Tax Collections	720,250.00	720,250.00	.00	.00	720,250.00	.0%

47 Interest

REVENUE SUMMARIES REPORT
ACCOUNT SUMMARY MAY 2023

FOR 2023 08

	ORIGINAL ESTIM REV	REVISED EST REV	ACTUAL YTD REVENUE	ACTUAL MTD REVENUE	REMAINING REVENUE	PCT COLL
206 470000 INTEREST INCOME	1,000.00	1,000.00	.00	.00	1,000.00	.0
TOTAL Interest	1,000.00	1,000.00	.00	.00	1,000.00	.0%
73 Draws						
206 736100 DRAW FROM RESERVES	74,800.00	74,800.00	.00	.00	74,800.00	.0
TOTAL Draws	74,800.00	74,800.00	.00	.00	74,800.00	.0%
TOTAL GEN OB REFUNDING BOND SR	796,050.00	796,050.00	.00	.00	796,050.00	.0%
TOTAL REVENUES	796,050.00	796,050.00	.00	.00	796,050.00	
208 SPECIAL TAX REVENUE BONDS 2020						
47 Interest						
208 470000 INTEREST INCOME	.00	.00	22,348.61	.00	-22,348.61	100.0
TOTAL Interest	.00	.00	22,348.61	.00	-22,348.61	100.0%
73 Draws						
208 736100 DRAW FROM RESERVES	610,816.00	610,816.00	.00	.00	610,816.00	.0
TOTAL Draws	610,816.00	610,816.00	.00	.00	610,816.00	.0%
80 Transfers						
208 807900 XFER FROM VENUE HOT STV	599,740.00	599,740.00	599,740.00	.00	.00	100.0
TOTAL Transfers	599,740.00	599,740.00	599,740.00	.00	.00	100.0%
TOTAL SPECIAL TAX REVENUE BOND	1,210,556.00	1,210,556.00	622,088.61	.00	588,467.39	51.4%
TOTAL REVENUES	1,210,556.00	1,210,556.00	622,088.61	.00	588,467.39	

REVENUE SUMMARIES REPORT
ACCOUNT SUMMARY MAY 2023

FOR 2023 08

	ORIGINAL ESTIM REV	REVISED EST REV	ACTUAL YTD REVENUE	ACTUAL MTD REVENUE	REMAINING REVENUE	PCT COLL
301 MPO ROAD CONSTRUCTION						
47 Interest						
301 470000 INTEREST INCOME	100.00	100.00	28,842.07	.00	-28,742.07*****	
TOTAL Interest	100.00	100.00	28,842.07	.00	-28,742.07*****%	
80 Transfers						
301 801100 XFER FROM GENERAL FUND	1,410,100.00	1,410,100.00	1,410,100.00	.00	.00	100.0
TOTAL Transfers	1,410,100.00	1,410,100.00	1,410,100.00	.00	.00	100.0%
TOTAL MPO ROAD CONSTRUCTION	1,410,200.00	1,410,200.00	1,438,942.07	.00	-28,742.07	102.0%
TOTAL REVENUES	1,410,200.00	1,410,200.00	1,438,942.07	.00	-28,742.07	
302 TAX ROAD BOND CONTRUCTION						
47 Interest						
302 470000 INTEREST INCOME	60,000.00	60,000.00	1,045,262.54	.00	-985,262.54	1742.1
TOTAL Interest	60,000.00	60,000.00	1,045,262.54	.00	-985,262.54	1742.1%
48 Other Revenue						
302 485500 BOND PROCEEDS	53,525,000.00	53,525,000.00	46,427,856.18	.00	7,097,143.82	86.7
TOTAL Other Revenue	53,525,000.00	53,525,000.00	46,427,856.18	.00	7,097,143.82	86.7%
73 Draws						
302 736100 DRAW FROM RESERVES	33,056,624.00	33,056,624.00	.00	.00	33,056,624.00	.0

REVENUE SUMMARIES REPORT
ACCOUNT SUMMARY MAY 2023

FOR 2023 08

	ORIGINAL ESTIM REV	REVISED EST REV	ACTUAL YTD REVENUE	ACTUAL MTD REVENUE	REMAINING REVENUE	PCT COLL
TOTAL Draws	33,056,624.00	33,056,624.00	.00	.00	33,056,624.00	.0%
TOTAL TAX ROAD BOND CONSTRUCTIO	86,641,624.00	86,641,624.00	47,473,118.72	.00	39,168,505.28	54.8%
TOTAL REVENUES	86,641,624.00	86,641,624.00	47,473,118.72	.00	39,168,505.28	
307 CRTS RENOVATIONS #2						
47 Interest						
307 470000 INTEREST INCOME	4,000.00	4,000.00	42,277.96	.00	-38,277.96	1056.9
TOTAL Interest	4,000.00	4,000.00	42,277.96	.00	-38,277.96	1056.9%
73 Draws						
307 736100 DRAW FROM RESERVES	1,900,000.00	1,900,000.00	.00	.00	1,900,000.00	.0
TOTAL Draws	1,900,000.00	1,900,000.00	.00	.00	1,900,000.00	.0%
80 Transfers						
307 801100 XFER FROM GENERAL FUND	1,010,000.00	1,010,000.00	.00	.00	1,010,000.00	.0
TOTAL Transfers	1,010,000.00	1,010,000.00	.00	.00	1,010,000.00	.0%
TOTAL CRTS RENOVATIONS #2	2,914,000.00	2,914,000.00	42,277.96	.00	2,871,722.04	1.5%
TOTAL REVENUES	2,914,000.00	2,914,000.00	42,277.96	.00	2,871,722.04	
308 VENUE CAPITAL PROJECT						
47 Interest						
308 470000 INTEREST INCOME	.00	.00	14,397.48	.00	-14,397.48	100.0

REVENUE SUMMARIES REPORT
ACCOUNT SUMMARY MAY 2023

FOR 2023 08

	ORIGINAL ESTIM REV	REVISED EST REV	ACTUAL YTD REVENUE	ACTUAL MTD REVENUE	REMAINING REVENUE	PCT COLL
TOTAL Interest	.00	.00	14,397.48	.00	-14,397.48	100.0%
73 Draws						
308 736100 DRAW FROM RESERVES	169,160.00	169,160.00	.00	.00	169,160.00	.0
TOTAL Draws	169,160.00	169,160.00	.00	.00	169,160.00	.0%
80 Transfers						
308 807900 XFER FROM VENUE HOT STV	.00	745,531.00	745,530.17	.00	.83	100.0
TOTAL Transfers	.00	745,531.00	745,530.17	.00	.83	100.0%
TOTAL VENUE CAPITAL PROJECT	169,160.00	914,691.00	759,927.65	.00	154,763.35	83.1%
TOTAL REVENUES	169,160.00	914,691.00	759,927.65	.00	154,763.35	
401 EMPLOYEE HEALTH BENEFIT						
47 Interest						
401 470000 INTEREST INCOME	20,000.00	20,000.00	124,514.67	.00	-104,514.67	622.6
TOTAL Interest	20,000.00	20,000.00	124,514.67	.00	-104,514.67	622.6%
48 Other Revenue						
401 480600 INSURANCE REIMBURSEMENT	50,000.00	50,000.00	.00	.00	50,000.00	.0
401 483010 SURVIVOR SB872 INSURANC	8,000.00	8,000.00	.00	.00	8,000.00	.0
401 483100 COBRA INSURANCE PREMIUM	10,000.00	10,000.00	3,586.94	1,870.76	6,413.06	35.9
401 483200 RETIREE INSURANCE PREMI	160,000.00	160,000.00	84,325.00	10,935.00	75,675.00	52.7
401 484400 STOP LOSS REIMBURSEMENT	250,000.00	250,000.00	95,845.82	.00	154,154.18	38.3
401 485100 EMPLOYEE MEDICAL SHARE	1,700,000.00	1,700,000.00	1,085,861.68	66,165.00	614,138.32	63.9
401 485200 COUNTY MEDICAL SHARE	10,614,000.00	10,614,000.00	6,266,680.73	376,090.04	4,347,319.27	59.0

REVENUE SUMMARIES REPORT
ACCOUNT SUMMARY MAY 2023

FOR 2023 08

	ORIGINAL ESTIM REV	REVISED EST REV	ACTUAL YTD REVENUE	ACTUAL MTD REVENUE	REMAINING REVENUE	PCT COLL
401 489900 OTHER REVENUE	25,000.00	25,000.00	3,932.44	.00	21,067.56	15.7
TOTAL Other Revenue	12,817,000.00	12,817,000.00	7,540,232.61	455,060.80	5,276,767.39	58.8%
73 Draws						
401 736100 DRAW FROM RESERVES	1,888,000.00	1,888,000.00	.00	.00	1,888,000.00	.0
TOTAL Draws	1,888,000.00	1,888,000.00	.00	.00	1,888,000.00	.0%
TOTAL EMPLOYEE HEALTH BENEFIT	14,725,000.00	14,725,000.00	7,664,747.28	455,060.80	7,060,252.72	52.1%
TOTAL REVENUES	14,725,000.00	14,725,000.00	7,664,747.28	455,060.80	7,060,252.72	
403 WORKERS COMPENSATION						
47 Interest						
403 470000 INTEREST INCOME	20,000.00	20,000.00	207,828.72	.00	-187,828.72	1039.1
TOTAL Interest	20,000.00	20,000.00	207,828.72	.00	-187,828.72	1039.1%
48 Other Revenue						
403 480600 INSURANCE REIMBURSEMENT	10,000.00	10,000.00	.00	.00	10,000.00	.0
403 485210 COUNTY W/C SHARE	1,800,000.00	1,800,000.00	1,314,304.60	160,417.26	485,695.40	73.0
403 489900 OTHER REVENUE	500.00	500.00	.00	.00	500.00	.0
TOTAL Other Revenue	1,810,500.00	1,810,500.00	1,314,304.60	160,417.26	496,195.40	72.6%
TOTAL WORKERS COMPENSATION	1,830,500.00	1,830,500.00	1,522,133.32	160,417.26	308,366.68	83.2%
TOTAL REVENUES	1,830,500.00	1,830,500.00	1,522,133.32	160,417.26	308,366.68	
GRAND TOTAL	361,585,240.00	360,938,685.00	245,744,353.70	13,020,393.58	115,194,449.30	68.1%

** END OF REPORT - Generated by Scott, Rhonda **

Revenue Summaries Report

For Fiscal: 2022-2023 Period Ending 05/31/23

Group/Fund Summary

REVENUE SUMMARIES REPORT
GROUP SUMMARY MAY 2023

FOR 2023 08

	ORIGINAL ESTIM REV	REVISED EST REV	ACTUAL YTD REVENUE	ACTUAL MTD REVENUE	REMAINING REVENUE	PCT COLL
011 GENERAL FUND						
40 Tax Collections	121,399,223.00	121,399,223.00	97,997,271.12	3,772,521.27	23,401,951.88	80.7%
41 Licenses/Permits	194,419.00	194,419.00	90,334.80	12,359.10	104,084.20	46.5%
42 Intergovernmental	3,120,907.00	3,139,837.00	1,747,434.39	242,565.86	1,392,402.61	55.7%
43 Fees	3,195,455.00	3,195,455.00	1,866,405.93	252,513.36	1,329,154.07	58.4%
44 Commissions	4,550,641.00	4,550,641.00	5,023,975.35	124,930.89	-473,334.35	110.4%
45 Charges for Services	2,174,555.00	2,174,555.00	735,105.83	59,987.34	1,439,449.17	33.8%
46 Fines/Forfeitures	504,692.00	504,692.00	333,664.80	48,368.83	171,027.20	66.1%
47 Interest	197,197.00	197,197.00	1,557,570.86	12,966.33	-1,360,373.86	789.9%
48 Other Revenue	2,177,628.00	2,177,628.00	-1,900,015.90	1,782,058.67	4,077,643.90	-87.3%
73 Draws	2,141,660.00	2,141,660.00	.00	.00	2,141,660.00	.0%
80 Transfers	2,900,000.00	2,900,000.00	.00	.00	2,900,000.00	.0%
TOTAL REVENUES	142,556,377.00	142,575,307.00	107,451,747.18	6,308,271.65	35,123,664.82	
020 CONSOLIDATED ROAD AND BRIDGE						
42 Intergovernmental	412,500.00	412,500.00	411,963.50	.00	536.50	99.9%
45 Charges for Services	2,757,000.00	2,757,000.00	1,780,500.00	290,820.00	976,500.00	64.6%
47 Interest	10,000.00	10,000.00	136,851.16	.00	-126,851.16	1368.5%
48 Other Revenue	372,500.00	372,500.00	171,365.00	50.70	201,135.00	46.0%
73 Draws	800,000.00	800,000.00	.00	.00	800,000.00	.0%
80 Transfers	12,375,556.00	12,516,656.00	12,516,656.00	4,000,000.00	.00	100.0%
TOTAL REVENUES	16,727,556.00	16,868,656.00	15,017,335.66	4,290,870.70	1,851,320.34	
031 PRECINCT 1 PARK						
40 Tax Collections	136,433.00	136,433.00	132,277.38	768.38	4,155.62	97.0%
47 Interest	2,500.00	2,500.00	12,282.32	.00	-9,782.32	491.3%
48 Other Revenue	16,000.00	16,000.00	6,900.00	700.00	9,100.00	43.1%
73 Draws	47,811.00	47,811.00	.00	.00	47,811.00	.0%
TOTAL REVENUES	202,744.00	202,744.00	151,459.70	1,468.38	51,284.30	
032 SLATON/ROOSEVELT PARK						
40 Tax Collections	136,433.00	136,433.00	132,277.38	768.38	4,155.62	97.0%

REVENUE SUMMARIES REPORT
GROUP SUMMARY MAY 2023

FOR 2023 08

	ORIGINAL ESTIM REV	REVISED EST REV	ACTUAL YTD REVENUE	ACTUAL MTD REVENUE	REMAINING REVENUE	PCT COLL
47 Interest	750.00	750.00	2,464.38	.00	-1,714.38	328.6%
48 Other Revenue	8,000.00	8,000.00	5,975.00	600.00	2,025.00	74.7%
TOTAL REVENUES	145,183.00	145,183.00	140,716.76	1,368.38	4,466.24	
033 IDALOU/NEW DEAL PARK						
40 Tax Collections	136,433.00	136,433.00	132,277.38	768.38	4,155.62	97.0%
47 Interest	1,000.00	1,000.00	6,777.73	.00	-5,777.73	677.8%
48 Other Revenue	6,200.00	6,200.00	5,400.00	600.00	800.00	87.1%
73 Draws	20,399.00	20,399.00	.00	.00	20,399.00	.0%
TOTAL REVENUES	164,032.00	164,032.00	144,455.11	1,368.38	19,576.89	
034 SHALLOWATER PARK						
40 Tax Collections	136,433.00	136,433.00	132,277.38	768.38	4,155.62	97.0%
47 Interest	1,000.00	1,000.00	7,631.61	.00	-6,631.61	763.2%
48 Other Revenue	2,250.00	2,250.00	4,201.00	400.00	-1,951.00	186.7%
73 Draws	59,948.00	59,948.00	.00	.00	59,948.00	.0%
TOTAL REVENUES	199,631.00	199,631.00	144,109.99	1,168.38	55,521.01	
041 PERMANENT IMPROVEMENT						
40 Tax Collections	2,727,534.00	2,727,534.00	2,645,544.99	15,367.65	81,989.01	97.0%
47 Interest	35,000.00	35,000.00	168,476.05	.00	-133,476.05	481.4%
48 Other Revenue	483,732.00	483,732.00	322,488.00	40,311.00	161,244.00	66.7%
73 Draws	2,762,883.00	2,762,883.00	.00	.00	2,762,883.00	.0%
80 Transfers	3,610,000.00	6,776,083.00	4,176,636.00	.00	2,599,447.00	61.6%
TOTAL REVENUES	9,619,149.00	12,785,232.00	7,313,145.04	55,678.65	5,472,086.96	
043 LCETRZ NOI TAX INCREMENT FUND						
47 Interest	1,000.00	1,000.00	4,529.17	.00	-3,529.17	452.9%
80 Transfers	190,000.00	190,000.00	.00	.00	190,000.00	.0%
TOTAL REVENUES	191,000.00	191,000.00	4,529.17	.00	186,470.83	
046 TJJD (P) JJAEP GRANT						

REVENUE SUMMARIES REPORT
GROUP SUMMARY MAY 2023

FOR 2023 08

	ORIGINAL ESTIM REV	REVISED EST REV	ACTUAL YTD REVENUE	ACTUAL MTD REVENUE	REMAINING REVENUE	PCT COLL
42 Intergovernmental	80,000.00	80,000.00	15,052.50	.00	64,947.50	18.8%
TOTAL REVENUES	80,000.00	80,000.00	15,052.50	.00	64,947.50	
047 TJJD TJJD DSA RISK & NEEDS ASS						
42 Intergovernmental	15,628.00	15,628.00	13,433.68	.00	2,194.32	86.0%
TOTAL REVENUES	15,628.00	15,628.00	13,433.68	.00	2,194.32	
048 TJJD DSA RESIDENTIAL PROJECTS						
42 Intergovernmental	.00	.00	106,270.00	106,270.00	-106,270.00	100.0%
TOTAL REVENUES	.00	.00	106,270.00	106,270.00	-106,270.00	
049 TJJD DSA PREVENT/INTERVENTION						
42 Intergovernmental	.00	66,000.00	55,000.00	5,500.00	11,000.00	83.3%
TOTAL REVENUES	.00	66,000.00	55,000.00	5,500.00	11,000.00	
050 JUVENILE STAR PROGRAM						
42 Intergovernmental	425,000.00	425,000.00	425,000.00	.00	.00	100.0%
48 Other Revenue	1,895.00	1,895.00	.00	.00	1,895.00	.0%
80 Transfers	234,600.00	198,595.00	175,000.00	.00	23,595.00	88.1%
TOTAL REVENUES	661,495.00	625,490.00	600,000.00	.00	25,490.00	
051 JUVENILE PROBATION						
45 Charges for Services	5,000.00	5,000.00	4,115.00	630.00	885.00	82.3%
47 Interest	10,000.00	10,000.00	145,384.64	.00	-135,384.64	1453.8%
48 Other Revenue	2,000.00	2,000.00	589.61	.00	1,410.39	29.5%
73 Draws	3,610,000.00	3,610,000.00	.00	.00	3,610,000.00	.0%
80 Transfers	8,458,221.00	8,458,221.00	5,638,814.00	704,851.75	2,819,407.00	66.7%
TOTAL REVENUES	12,085,221.00	12,085,221.00	5,788,903.25	705,481.75	6,296,317.75	
054 TJJD (A) JUV PROB COMM GRANT						

REVENUE SUMMARIES REPORT
GROUP SUMMARY MAY 2023

FOR 2023 08

	ORIGINAL ESTIM REV	REVISED EST REV	ACTUAL YTD REVENUE	ACTUAL MTD REVENUE	REMAINING REVENUE	PCT COLL
42 Intergovernmental	1,665,568.00	1,665,568.00	990,159.16	13,844.00	675,408.84	59.4%
80 Transfers	536,010.00	536,010.00	.00	.00	536,010.00	.0%
TOTAL REVENUES	2,201,578.00	2,201,578.00	990,159.16	13,844.00	1,211,418.84	
055 JUVENILE DETENTION						
45 Charges for Services	550,000.00	550,000.00	750,715.00	108,130.00	-200,715.00	136.5%
80 Transfers	4,882,696.00	4,882,696.00	1,008,964.34	.00	3,873,731.66	20.7%
TOTAL REVENUES	5,432,696.00	5,432,696.00	1,759,679.34	108,130.00	3,673,016.66	
057 JUVENILE FOOD SERVICE						
42 Intergovernmental	157,449.00	164,040.00	110,595.77	.00	53,444.23	67.4%
48 Other Revenue	6,405.00	6,405.00	.00	.00	6,405.00	.0%
80 Transfers	255,242.00	255,242.00	73,859.23	.00	181,382.77	28.9%
TOTAL REVENUES	419,096.00	425,687.00	184,455.00	.00	241,232.00	
064 TJJD (E) TITLE IV E GRANT						
42 Intergovernmental	98,000.00	.00	3,118.91	.00	-3,118.91	100.0%
80 Transfers	106,400.00	.00	.00	.00	.00	.0%
TOTAL REVENUES	204,400.00	.00	3,118.91	.00	-3,118.91	
067 CJD DWI COURT GRANT						
42 Intergovernmental	32,951.00	39,495.00	18,573.30	.00	20,921.70	47.0%
TOTAL REVENUES	32,951.00	39,495.00	18,573.30	.00	20,921.70	
070 ON LINE ACCESS						
43 Fees	35,000.00	35,000.00	.00	.00	35,000.00	.0%
47 Interest	1,000.00	1,000.00	7,116.85	.00	-6,116.85	711.7%
73 Draws	149,000.00	149,000.00	.00	.00	149,000.00	.0%
TOTAL REVENUES	185,000.00	185,000.00	7,116.85	.00	177,883.15	
072 CJD DRUG COURT GRANT						

REVENUE SUMMARIES REPORT
GROUP SUMMARY MAY 2023

FOR 2023 08

	ORIGINAL ESTIM REV	REVISED EST REV	ACTUAL YTD REVENUE	ACTUAL MTD REVENUE	REMAINING REVENUE	PCT COLL
42 Intergovernmental	44,092.00	44,092.00	20,898.35	.00	23,193.65	47.4%
TOTAL REVENUES	44,092.00	44,092.00	20,898.35	.00	23,193.65	
074 COUNTY DRUG COURT COURT COST						
43 Fees	20,000.00	20,000.00	14,569.14	1,469.57	5,430.86	72.8%
47 Interest	700.00	700.00	6,114.03	.00	-5,414.03	873.4%
73 Draws	12,540.00	12,540.00	.00	.00	12,540.00	.0%
TOTAL REVENUES	33,240.00	33,240.00	20,683.17	1,469.57	12,556.83	
075 DISPUTE RESOLUTION						
43 Fees	354,565.00	371,565.00	253,141.45	34,324.64	118,433.55	68.1%
47 Interest	.00	.00	774.47	.00	-774.47	100.0%
73 Draws	24,461.00	24,461.00	.00	.00	24,461.00	.0%
TOTAL REVENUES	379,026.00	396,026.00	253,915.92	34,324.64	142,120.08	
076 USDA AG MEDIATION GRANT						
42 Intergovernmental	300,000.00	300,000.00	78,495.51	.00	221,504.49	26.2%
43 Fees	1,500.00	1,500.00	81.25	.00	1,418.75	5.4%
48 Other Revenue	118,500.00	118,500.00	3,431.25	.00	115,068.75	2.9%
80 Transfers	.00	.00	30,209.68	.00	-30,209.68	100.0%
TOTAL REVENUES	420,000.00	420,000.00	112,217.69	.00	307,782.31	
077 DOMESTIC RELATIONS OFFICE						
42 Intergovernmental	.00	15,000.00	15,000.00	.00	.00	100.0%
43 Fees	179,600.00	200,600.00	113,222.85	9,995.34	87,377.15	56.4%
47 Interest	.00	.00	752.18	.00	-752.18	100.0%
73 Draws	32,744.00	32,744.00	.00	.00	32,744.00	.0%
TOTAL REVENUES	212,344.00	248,344.00	128,975.03	9,995.34	119,368.97	
078 MEDIATION & MENTAL HEALTH GRAN						

REVENUE SUMMARIES REPORT
GROUP SUMMARY MAY 2023

FOR 2023 08

	ORIGINAL ESTIM REV	REVISED EST REV	ACTUAL YTD REVENUE	ACTUAL MTD REVENUE	REMAINING REVENUE	PCT COLL
42 Intergovernmental	.00	1,437.00	1,437.23	.00	-.23	100.0%
48 Other Revenue	.00	809.00	361.10	.00	447.90	44.6%
80 Transfers	.00	151.00	90.77	.00	60.23	60.1%
TOTAL REVENUES	.00	2,397.00	1,889.10	.00	507.90	
079 VENUE HOT & STVR TAX						
40 Tax Collections	2,705,000.00	2,705,000.00	1,850,880.69	285,072.72	854,119.31	68.4%
47 Interest	30,000.00	30,000.00	198,808.54	32,948.57	-168,808.54	662.7%
48 Other Revenue	.00	.00	16,152.67	9,363.94	-16,152.67	100.0%
TOTAL REVENUES	2,735,000.00	2,735,000.00	2,065,841.90	327,385.23	669,158.10	
081 LAW LIBRARY						
45 Charges for Services	172,200.00	172,200.00	109,611.94	15,119.78	62,588.06	63.7%
47 Interest	.00	.00	69.08	.00	-69.08	100.0%
48 Other Revenue	200.00	200.00	119.80	2.50	80.20	59.9%
80 Transfers	28,710.00	28,710.00	28,710.00	.00	.00	100.0%
TOTAL REVENUES	201,110.00	201,110.00	138,510.82	15,122.28	62,599.18	
083 ELECTION SERVICES						
45 Charges for Services	769,775.00	769,775.00	97,000.00	.00	672,775.00	12.6%
TOTAL REVENUES	769,775.00	769,775.00	97,000.00	.00	672,775.00	
084 HELP AMERICA VOTE ACT						
42 Intergovernmental	4,024,697.00	4,024,697.00	325.64	.00	4,024,371.36	.0%
TOTAL REVENUES	4,024,697.00	4,024,697.00	325.64	.00	4,024,371.36	
085 ELECTION ADMINISTRATION						
45 Charges for Services	64,000.00	64,000.00	.00	.00	64,000.00	.0%
47 Interest	.00	.00	5,224.21	.00	-5,224.21	100.0%
TOTAL REVENUES	64,000.00	64,000.00	5,224.21	.00	58,775.79	

REVENUE SUMMARIES REPORT
GROUP SUMMARY MAY 2023

FOR 2023 08

	ORIGINAL ESTIM REV	REVISED EST REV	ACTUAL YTD REVENUE	ACTUAL MTD REVENUE	REMAINING REVENUE	PCT COLL
086 ELECTION EQUIPMENT						
45 Charges for Services	75,000.00	75,000.00	.00	.00	75,000.00	.0%
47 Interest	.00	.00	6,666.55	.00	-6,666.55	100.0%
73 Draws	100.00	100.00	.00	.00	100.00	.0%
TOTAL REVENUES	75,100.00	75,100.00	6,666.55	.00	68,433.45	
090 DIST CLK RECORDS MGT. AND PRES						
43 Fees	18,800.00	18,800.00	357.20	18.38	18,442.80	1.9%
47 Interest	600.00	600.00	1,103.11	.00	-503.11	183.9%
73 Draws	23,902.00	23,902.00	.00	.00	23,902.00	.0%
TOTAL REVENUES	43,302.00	43,302.00	1,460.31	18.38	41,841.69	
091 CTY CLK RECORDS MGT. AND PRES						
43 Fees	545,725.00	545,725.00	314,847.62	41,146.02	230,877.38	57.7%
47 Interest	10,000.00	10,000.00	113,705.07	.00	-103,705.07	1137.1%
73 Draws	92,733.00	92,733.00	.00	.00	92,733.00	.0%
TOTAL REVENUES	648,458.00	648,458.00	428,552.69	41,146.02	219,905.31	
092 CTY RECORDS MGT. AND PRES						
43 Fees	58,000.00	58,000.00	108,752.55	14,623.71	-50,752.55	187.5%
47 Interest	6,000.00	6,000.00	10,015.01	.00	-4,015.01	166.9%
73 Draws	22,201.00	22,201.00	.00	.00	22,201.00	.0%
TOTAL REVENUES	86,201.00	86,201.00	118,767.56	14,623.71	-32,566.56	
093 COURTHOUSE SECURITY						
43 Fees	115,111.00	115,111.00	111,307.90	15,177.85	3,803.10	96.7%
47 Interest	60.00	60.00	2,112.38	.00	-2,052.38	3520.6%
TOTAL REVENUES	115,171.00	115,171.00	113,420.28	15,177.85	1,750.72	
094 COURT RECORD PRESERVATION						

REVENUE SUMMARIES REPORT
GROUP SUMMARY MAY 2023

FOR 2023 08

	ORIGINAL ESTIM REV	REVISED EST REV	ACTUAL YTD REVENUE	ACTUAL MTD REVENUE	REMAINING REVENUE	PCT COLL
43 Fees	48,000.00	48,000.00	121.36	11.28	47,878.64	.3%
47 Interest	600.00	600.00	6,213.78	.00	-5,613.78	1035.6%
TOTAL REVENUES	48,600.00	48,600.00	6,335.14	11.28	42,264.86	
095 LOCAL TRUANCY PREVENT & DIVERS						
43 Fees	20,000.00	20,000.00	9,656.00	1,638.07	10,344.00	48.3%
47 Interest	15.00	15.00	926.40	.00	-911.40	6176.0%
TOTAL REVENUES	20,015.00	20,015.00	10,582.40	1,638.07	9,432.60	
096 HISTORICAL COMMISSION						
47 Interest	600.00	600.00	337.12	.00	262.88	56.2%
73 Draws	12,150.00	12,150.00	.00	.00	12,150.00	.0%
80 Transfers	5,550.00	5,550.00	5,550.00	.00	.00	100.0%
TOTAL REVENUES	18,300.00	18,300.00	5,887.12	.00	12,412.88	
097 CHILD ABUSE PREVENTION						
43 Fees	1,500.00	1,500.00	104.20	4.07	1,395.80	6.9%
47 Interest	25.00	25.00	102.23	.00	-77.23	408.9%
TOTAL REVENUES	1,525.00	1,525.00	206.43	4.07	1,318.57	
099 CTY/DIST COURT TECHNOLOGY						
43 Fees	3,300.00	3,300.00	2,605.36	283.62	694.64	79.0%
47 Interest	300.00	300.00	1,765.49	.00	-1,465.49	588.5%
73 Draws	900.00	900.00	.00	.00	900.00	.0%
TOTAL REVENUES	4,500.00	4,500.00	4,370.85	283.62	129.15	
102 DIST COURT RECORDS TECHNOLOGY						
43 Fees	20,000.00	20,000.00	415.25	13.57	19,584.75	2.1%
47 Interest	500.00	500.00	2,438.49	.00	-1,938.49	487.7%

REVENUE SUMMARIES REPORT
GROUP SUMMARY MAY 2023

FOR 2023 08

	ORIGINAL ESTIM REV	REVISED EST REV	ACTUAL YTD REVENUE	ACTUAL MTD REVENUE	REMAINING REVENUE	PCT COLL
73 Draws	39,500.00	39,500.00	.00	.00	39,500.00	.0%
TOTAL REVENUES	60,000.00	60,000.00	2,853.74	13.57	57,146.26	
103 COUNTY CLERK RECORDS ARCHIVES						
43 Fees	550,000.00	550,000.00	311,830.00	40,730.00	238,170.00	56.7%
47 Interest	10,000.00	10,000.00	82,237.67	.00	-72,237.67	822.4%
73 Draws	920,000.00	920,000.00	.00	.00	920,000.00	.0%
TOTAL REVENUES	1,480,000.00	1,480,000.00	394,067.67	40,730.00	1,085,932.33	
105 COMMUNITY/ECONOMIC DEV PRG						
42 Intergovernmental	16,000.00	16,000.00	.00	.00	16,000.00	.0%
47 Interest	700.00	700.00	11,947.50	.00	-11,247.50	1706.8%
73 Draws	8,010.00	8,010.00	.00	.00	8,010.00	.0%
TOTAL REVENUES	24,710.00	24,710.00	11,947.50	.00	12,762.50	
106 AMERICAN RESCUE PLAN ACT						
42 Intergovernmental	34,372,468.00	29,698,352.00	29,636,114.77	.00	62,237.23	99.8%
47 Interest	.00	.00	934,645.52	.00	-934,645.52	100.0%
TOTAL REVENUES	34,372,468.00	29,698,352.00	30,570,760.29	.00	-872,408.29	
108 JP1 JUSTICE COURT TECHNOLOGY						
43 Fees	6,500.00	6,500.00	3,487.54	463.93	3,012.46	53.7%
47 Interest	300.00	300.00	1,330.85	.00	-1,030.85	443.6%
73 Draws	22,001.00	22,001.00	.00	.00	22,001.00	.0%
TOTAL REVENUES	28,801.00	28,801.00	4,818.39	463.93	23,982.61	
109 JP2 JUSTICE COURT TECHNOLOGY						
43 Fees	2,000.00	2,000.00	1,302.05	200.36	697.95	65.1%
47 Interest	333.00	333.00	2,081.76	.00	-1,748.76	625.2%

REVENUE SUMMARIES REPORT
GROUP SUMMARY MAY 2023

FOR 2023 08

	ORIGINAL ESTIM REV	REVISED EST REV	ACTUAL YTD REVENUE	ACTUAL MTD REVENUE	REMAINING REVENUE	PCT COLL
73 Draws	17,667.00	17,667.00	.00	.00	17,667.00	.0%
TOTAL REVENUES	20,000.00	20,000.00	3,383.81	200.36	16,616.19	
110 JP3 JUSTICE COURT TECHNOLOGY						
43 Fees	2,000.00	2,000.00	899.68	141.31	1,100.32	45.0%
47 Interest	101.00	101.00	635.79	.00	-534.79	629.5%
73 Draws	18,417.00	18,417.00	.00	.00	18,417.00	.0%
TOTAL REVENUES	20,518.00	20,518.00	1,535.47	141.31	18,982.53	
111 JP4 JUSTICE COURT TECHNOLOGY						
43 Fees	7,330.00	7,330.00	3,043.10	602.61	4,286.90	41.5%
47 Interest	300.00	300.00	2,171.43	.00	-1,871.43	723.8%
73 Draws	920.00	920.00	.00	.00	920.00	.0%
TOTAL REVENUES	8,550.00	8,550.00	5,214.53	602.61	3,335.47	
112 COURT FACILITY FEE						
43 Fees	95,000.00	95,000.00	62,403.64	8,636.88	32,596.36	65.7%
47 Interest	.00	.00	2,131.23	.00	-2,131.23	100.0%
TOTAL REVENUES	95,000.00	95,000.00	64,534.87	8,636.88	30,465.13	
114 JUDICIAL EDUCATION & SUPPORT						
43 Fees	5,568.00	5,568.00	3,290.00	430.00	2,278.00	59.1%
47 Interest	.00	.00	117.99	.00	-117.99	100.0%
TOTAL REVENUES	5,568.00	5,568.00	3,407.99	430.00	2,160.01	
115 LANGUAGE ACCESS						
43 Fees	33,414.00	33,414.00	24,438.76	3,494.56	8,978.24	73.1%
47 Interest	.00	.00	796.70	.00	-796.70	100.0%
TOTAL REVENUES	33,414.00	33,414.00	25,235.46	3,494.56	8,181.54	
122 SHERIFF CONTRABAND						

REVENUE SUMMARIES REPORT
GROUP SUMMARY MAY 2023

FOR 2023 08

	ORIGINAL ESTIM REV	REVISED EST REV	ACTUAL YTD REVENUE	ACTUAL MTD REVENUE	REMAINING REVENUE	PCT COLL
46 Fines/Forfeitures	250,000.00	250,000.00	93,836.25	.00	156,163.75	37.5%
47 Interest	3,500.00	3,500.00	8,497.36	.00	-4,997.36	242.8%
48 Other Revenue	10,000.00	10,000.00	.00	.00	10,000.00	.0%
73 Draws	126,500.00	126,500.00	.00	.00	126,500.00	.0%
TOTAL REVENUES	390,000.00	390,000.00	102,333.61	.00	287,666.39	
124 INMATE SUPPLY						
47 Interest	14,000.00	14,000.00	40,217.35	.00	-26,217.35	287.3%
48 Other Revenue	1,100,000.00	1,100,000.00	414,211.14	.00	685,788.86	37.7%
TOTAL REVENUES	1,114,000.00	1,114,000.00	454,428.49	.00	659,571.51	
126 VINE GRANT						
42 Intergovernmental	30,171.00	30,171.00	14,701.58	.00	15,469.42	48.7%
TOTAL REVENUES	30,171.00	30,171.00	14,701.58	.00	15,469.42	
128 HOMELAND SECURITY GRANT						
42 Intergovernmental	150,700.00	160,705.00	89,210.68	52,783.07	71,494.32	55.5%
TOTAL REVENUES	150,700.00	160,705.00	89,210.68	52,783.07	71,494.32	
129 HAZARD MITIGATION GRANT-EM						
42 Intergovernmental	243,600.00	243,600.00	.00	.00	243,600.00	.0%
TOTAL REVENUES	243,600.00	243,600.00	.00	.00	243,600.00	
130 PROJECT SAFE NEIGHBORHOOD						
42 Intergovernmental	81,753.00	81,753.00	.00	.00	81,753.00	.0%
TOTAL REVENUES	81,753.00	81,753.00	.00	.00	81,753.00	
142 LEOSE SHERIFF						

REVENUE SUMMARIES REPORT
GROUP SUMMARY MAY 2023

FOR 2023 08

	ORIGINAL ESTIM REV	REVISED EST REV	ACTUAL YTD REVENUE	ACTUAL MTD REVENUE	REMAINING REVENUE	PCT COLL
42 Intergovernmental	50,000.00	50,000.00	20,933.92	.00	29,066.08	41.9%
47 Interest	500.00	500.00	3,456.98	.00	-2,956.98	691.4%
73 Draws	74,500.00	74,500.00	.00	.00	74,500.00	.0%
TOTAL REVENUES	125,000.00	125,000.00	24,390.90	.00	100,609.10	
145 SHERIFF COMMISSARY SALARY						
42 Intergovernmental	771,814.00	771,814.00	543,442.05	95,665.45	228,371.95	70.4%
TOTAL REVENUES	771,814.00	771,814.00	543,442.05	95,665.45	228,371.95	
146 LECD EMER COMMUNICATION GRANT						
42 Intergovernmental	.00	11,799.00	.00	.00	11,799.00	.0%
TOTAL REVENUES	.00	11,799.00	.00	.00	11,799.00	
150 TAG GRANT						
42 Intergovernmental	1,859,810.00	1,859,810.00	578,263.15	57,159.59	1,281,546.85	31.1%
TOTAL REVENUES	1,859,810.00	1,859,810.00	578,263.15	57,159.59	1,281,546.85	
161 CDA BUSINESS CRIMES						
43 Fees	60,000.00	60,000.00	13,152.92	.00	46,847.08	21.9%
47 Interest	380.00	380.00	1,923.54	.00	-1,543.54	506.2%
48 Other Revenue	48,120.00	48,120.00	5,337.33	.00	42,782.67	11.1%
TOTAL REVENUES	108,500.00	108,500.00	20,413.79	.00	88,086.21	
163 CDA CONTRABAND						
47 Interest	500.00	500.00	2,720.14	.00	-2,220.14	544.0%
48 Other Revenue	76,000.00	76,000.00	66,291.46	.00	9,708.54	87.2%
TOTAL REVENUES	76,500.00	76,500.00	69,011.60	.00	7,488.40	
164 CDA SPATTF GRANT						

REVENUE SUMMARIES REPORT
GROUP SUMMARY MAY 2023

FOR 2023 08

	ORIGINAL ESTIM REV	REVISED EST REV	ACTUAL YTD REVENUE	ACTUAL MTD REVENUE	REMAINING REVENUE	PCT COLL
42 Intergovernmental	446,785.00	446,785.00	190,094.98	.00	256,690.02	42.5%
47 Interest	.00	.00	11,311.05	207.58	-11,311.05	100.0%
48 Other Revenue	227,158.00	239,658.00	209,565.60	21,384.84	30,092.40	87.4%
80 Transfers	221,273.00	248,759.00	72,092.43	.00	176,666.57	29.0%
TOTAL REVENUES	895,216.00	935,202.00	483,064.06	21,592.42	452,137.94	
166 CDA JAG GRANT						
42 Intergovernmental	153,256.00	153,256.00	260,230.66	.00	-106,974.66	169.8%
47 Interest	.00	.00	5,764.05	1,022.06	-5,764.05	100.0%
TOTAL REVENUES	153,256.00	153,256.00	265,994.71	1,022.06	-112,738.71	
168 CDA Border Prosecution Unit						
42 Intergovernmental	149,762.00	149,762.00	52,893.09	.00	96,868.91	35.3%
TOTAL REVENUES	149,762.00	149,762.00	52,893.09	.00	96,868.91	
171 CDA VOCA VICTIM ADV PROJECT						
42 Intergovernmental	124,086.00	124,086.00	74,562.27	8,758.16	49,523.73	60.1%
80 Transfers	31,022.00	31,022.00	18,640.56	2,189.54	12,381.44	60.1%
TOTAL REVENUES	155,108.00	155,108.00	93,202.83	10,947.70	61,905.17	
201 GEN OB REFUNDING BOND SRS 2016						
40 Tax Collections	5,725,375.00	5,725,375.00	6,040,029.40	35,230.30	-314,654.40	105.5%
47 Interest	10,000.00	10,000.00	64,707.77	.00	-54,707.77	647.1%
TOTAL REVENUES	5,735,375.00	5,735,375.00	6,104,737.17	35,230.30	-369,362.17	
202 UNLIMITED TAX ROAD BONDS						
40 Tax Collections	1,886,863.00	1,886,863.00	1,986,841.87	11,262.51	-99,978.87	105.3%
47 Interest	1,200.00	1,200.00	15,385.69	.00	-14,185.69	1282.1%
TOTAL REVENUES	1,888,063.00	1,888,063.00	2,002,227.56	11,262.51	-114,164.56	
203 GEN OB REFUNDING BOND SRS 2021						

REVENUE SUMMARIES REPORT
GROUP SUMMARY MAY 2023

FOR 2023 08

	ORIGINAL ESTIM REV	REVISED EST REV	ACTUAL YTD REVENUE	ACTUAL MTD REVENUE	REMAINING REVENUE	PCT COLL
40 Tax Collections	742,250.00	742,250.00	778,837.87	3,918.87	-36,587.87	104.9%
47 Interest	50.00	50.00	5,213.47	.00	-5,163.47	*****%
TOTAL REVENUES	742,300.00	742,300.00	784,051.34	3,918.87	-41,751.34	
206 GEN OB REFUNDING BOND SRS 2013						
40 Tax Collections	720,250.00	720,250.00	.00	.00	720,250.00	.0%
47 Interest	1,000.00	1,000.00	.00	.00	1,000.00	.0%
73 Draws	74,800.00	74,800.00	.00	.00	74,800.00	.0%
TOTAL REVENUES	796,050.00	796,050.00	.00	.00	796,050.00	
208 SPECIAL TAX REVENUE BONDS 2020						
47 Interest	.00	.00	22,348.61	.00	-22,348.61	100.0%
73 Draws	610,816.00	610,816.00	.00	.00	610,816.00	.0%
80 Transfers	599,740.00	599,740.00	599,740.00	.00	.00	100.0%
TOTAL REVENUES	1,210,556.00	1,210,556.00	622,088.61	.00	588,467.39	
301 MPO ROAD CONSTRUCTION						
47 Interest	100.00	100.00	28,842.07	.00	-28,742.07	*****%
80 Transfers	1,410,100.00	1,410,100.00	1,410,100.00	.00	.00	100.0%
TOTAL REVENUES	1,410,200.00	1,410,200.00	1,438,942.07	.00	-28,742.07	
302 TAX ROAD BOND CONTRUCTION						
47 Interest	60,000.00	60,000.00	1,045,262.54	.00	-985,262.54	1742.1%
48 Other Revenue	53,525,000.00	53,525,000.00	46,427,856.18	.00	7,097,143.82	86.7%
73 Draws	33,056,624.00	33,056,624.00	.00	.00	33,056,624.00	.0%
TOTAL REVENUES	86,641,624.00	86,641,624.00	47,473,118.72	.00	39,168,505.28	
307 CRTS RENOVATIONS #2						

REVENUE SUMMARIES REPORT
GROUP SUMMARY MAY 2023

FOR 2023 08

	ORIGINAL ESTIM REV	REVISED EST REV	ACTUAL YTD REVENUE	ACTUAL MTD REVENUE	REMAINING REVENUE	PCT COLL
47 Interest	4,000.00	4,000.00	42,277.96	.00	-38,277.96	1056.9%
73 Draws	1,900,000.00	1,900,000.00	.00	.00	1,900,000.00	.0%
80 Transfers	1,010,000.00	1,010,000.00	.00	.00	1,010,000.00	.0%
TOTAL REVENUES	2,914,000.00	2,914,000.00	42,277.96	.00	2,871,722.04	
308 VENUE CAPITAL PROJECT						
47 Interest	.00	.00	14,397.48	.00	-14,397.48	100.0%
73 Draws	169,160.00	169,160.00	.00	.00	169,160.00	.0%
80 Transfers	.00	745,531.00	745,530.17	.00	.83	100.0%
TOTAL REVENUES	169,160.00	914,691.00	759,927.65	.00	154,763.35	
401 EMPLOYEE HEALTH BENEFIT						
47 Interest	20,000.00	20,000.00	124,514.67	.00	-104,514.67	622.6%
48 Other Revenue	12,817,000.00	12,817,000.00	7,540,232.61	455,060.80	5,276,767.39	58.8%
73 Draws	1,888,000.00	1,888,000.00	.00	.00	1,888,000.00	.0%
TOTAL REVENUES	14,725,000.00	14,725,000.00	7,664,747.28	455,060.80	7,060,252.72	
403 WORKERS COMPENSATION						
47 Interest	20,000.00	20,000.00	207,828.72	.00	-187,828.72	1039.1%
48 Other Revenue	1,810,500.00	1,810,500.00	1,314,304.60	160,417.26	496,195.40	72.6%
TOTAL REVENUES	1,830,500.00	1,830,500.00	1,522,133.32	160,417.26	308,366.68	
GRAND TOTAL	361,585,240.00	360,938,685.00	245,744,353.70	13,020,393.58	115,194,449.30	68.1%

** END OF REPORT - Generated by Scott, Rhonda **

REVENUE SUMMARIES REPORT
FUND SUMMARY MAY 2023

FOR 2023 08

	ORIGINAL ESTIM REV	REVISED EST REV	ACTUAL YTD REVENUE	ACTUAL MTD REVENUE	REMAINING REVENUE	PCT COLL
011 GENERAL FUND						
TOTAL REVENUES	142,556,377.00	142,575,307.00	107,451,747.18	6,308,271.65	35,123,664.82	
020 CONSOLIDATED ROAD AND BRIDGE						
TOTAL REVENUES	16,727,556.00	16,868,656.00	15,017,335.66	4,290,870.70	1,851,320.34	
031 PRECINCT 1 PARK						
TOTAL REVENUES	202,744.00	202,744.00	151,459.70	1,468.38	51,284.30	
032 SLATON/ROOSEVELT PARK						
TOTAL REVENUES	145,183.00	145,183.00	140,716.76	1,368.38	4,466.24	
033 IDALOU/NEW DEAL PARK						
TOTAL REVENUES	164,032.00	164,032.00	144,455.11	1,368.38	19,576.89	
034 SHALLOWATER PARK						
TOTAL REVENUES	199,631.00	199,631.00	144,109.99	1,168.38	55,521.01	
041 PERMANENT IMPROVEMENT						
TOTAL REVENUES	9,619,149.00	12,785,232.00	7,313,145.04	55,678.65	5,472,086.96	
043 LCETRZ NO1 TAX INCREMENT FUND						
TOTAL REVENUES	191,000.00	191,000.00	4,529.17	.00	186,470.83	
046 TJJD (P) JJAEP GRANT						
TOTAL REVENUES	80,000.00	80,000.00	15,052.50	.00	64,947.50	
047 TJJD TJJD DSA RISK & NEEDS ASS						
TOTAL REVENUES	15,628.00	15,628.00	13,433.68	.00	2,194.32	
048 TJJD DSA RESIDENTIAL PROJECTS						
TOTAL REVENUES	.00	.00	106,270.00	106,270.00	-106,270.00	
049 TJJD DSA PREVENT/INTERVENTION						

REVENUE SUMMARIES REPORT
FUND SUMMARY MAY 2023

FOR 2023 08

	ORIGINAL ESTIM REV	REVISED EST REV	ACTUAL YTD REVENUE	ACTUAL MTD REVENUE	REMAINING REVENUE	PCT COLL
TOTAL REVENUES	.00	66,000.00	55,000.00	5,500.00	11,000.00	
050 JUVENILE STAR PROGRAM						
TOTAL REVENUES	661,495.00	625,490.00	600,000.00	.00	25,490.00	
051 JUVENILE PROBATION						
TOTAL REVENUES	12,085,221.00	12,085,221.00	5,788,903.25	705,481.75	6,296,317.75	
054 TJJD (A) JUV PROB COMM GRANT						
TOTAL REVENUES	2,201,578.00	2,201,578.00	990,159.16	13,844.00	1,211,418.84	
055 JUVENILE DETENTION						
TOTAL REVENUES	5,432,696.00	5,432,696.00	1,759,679.34	108,130.00	3,673,016.66	
057 JUVENILE FOOD SERVICE						
TOTAL REVENUES	419,096.00	425,687.00	184,455.00	.00	241,232.00	
064 TJJD (E) TITLE IV E GRANT						
TOTAL REVENUES	204,400.00	.00	3,118.91	.00	-3,118.91	
067 CJD DWI COURT GRANT						
TOTAL REVENUES	32,951.00	39,495.00	18,573.30	.00	20,921.70	
070 ON LINE ACCESS						
TOTAL REVENUES	185,000.00	185,000.00	7,116.85	.00	177,883.15	
072 CJD DRUG COURT GRANT						
TOTAL REVENUES	44,092.00	44,092.00	20,898.35	.00	23,193.65	
074 COUNTY DRUG COURT COURT COST						
TOTAL REVENUES	33,240.00	33,240.00	20,683.17	1,469.57	12,556.83	
075 DISPUTE RESOLUTION						

REVENUE SUMMARIES REPORT
FUND SUMMARY MAY 2023

FOR 2023 08

	ORIGINAL ESTIM REV	REVISED EST REV	ACTUAL YTD REVENUE	ACTUAL MTD REVENUE	REMAINING REVENUE	PCT COLL
TOTAL REVENUES	379,026.00	396,026.00	253,915.92	34,324.64	142,120.08	
076 USDA AG MEDIATION GRANT						
TOTAL REVENUES	420,000.00	420,000.00	112,217.69	.00	307,782.31	
077 DOMESTIC RELATIONS OFFICE						
TOTAL REVENUES	212,344.00	248,344.00	128,975.03	9,995.34	119,368.97	
078 MEDIATION & MENTAL HEALTH GRAN						
TOTAL REVENUES	.00	2,397.00	1,889.10	.00	507.90	
079 VENUE HOT & STVR TAX						
TOTAL REVENUES	2,735,000.00	2,735,000.00	2,065,841.90	327,385.23	669,158.10	
081 LAW LIBRARY						
TOTAL REVENUES	201,110.00	201,110.00	138,510.82	15,122.28	62,599.18	
083 ELECTION SERVICES						
TOTAL REVENUES	769,775.00	769,775.00	97,000.00	.00	672,775.00	
084 HELP AMERICA VOTE ACT						
TOTAL REVENUES	4,024,697.00	4,024,697.00	325.64	.00	4,024,371.36	
085 ELECTION ADMINISTRATION						
TOTAL REVENUES	64,000.00	64,000.00	5,224.21	.00	58,775.79	
086 ELECTION EQUIPMENT						
TOTAL REVENUES	75,100.00	75,100.00	6,666.55	.00	68,433.45	
090 DIST CLK RECORDS MGT. AND PRES						
TOTAL REVENUES	43,302.00	43,302.00	1,460.31	18.38	41,841.69	
091 CTY CLK RECORDS MGT. AND PRES						

REVENUE SUMMARIES REPORT
FUND SUMMARY MAY 2023

FOR 2023 08

	ORIGINAL ESTIM REV	REVISED EST REV	ACTUAL YTD REVENUE	ACTUAL MTD REVENUE	REMAINING REVENUE	PCT COLL
TOTAL REVENUES	648,458.00	648,458.00	428,552.69	41,146.02	219,905.31	
092 CTY RECORDS MGT. AND PRES						
TOTAL REVENUES	86,201.00	86,201.00	118,767.56	14,623.71	-32,566.56	
093 COURTHOUSE SECURITY						
TOTAL REVENUES	115,171.00	115,171.00	113,420.28	15,177.85	1,750.72	
094 COURT RECORD PRESERVATION						
TOTAL REVENUES	48,600.00	48,600.00	6,335.14	11.28	42,264.86	
095 LOCAL TRUANCY PREVENT & DIVERS						
TOTAL REVENUES	20,015.00	20,015.00	10,582.40	1,638.07	9,432.60	
096 HISTORICAL COMMISSION						
TOTAL REVENUES	18,300.00	18,300.00	5,887.12	.00	12,412.88	
097 CHILD ABUSE PREVENTION						
TOTAL REVENUES	1,525.00	1,525.00	206.43	4.07	1,318.57	
099 CTY/DIST COURT TECHNOLOGY						
TOTAL REVENUES	4,500.00	4,500.00	4,370.85	283.62	129.15	
102 DIST COURT RECORDS TECHNOLOGY						
TOTAL REVENUES	60,000.00	60,000.00	2,853.74	13.57	57,146.26	
103 COUNTY CLERK RECORDS ARCHIVES						
TOTAL REVENUES	1,480,000.00	1,480,000.00	394,067.67	40,730.00	1,085,932.33	
105 COMMUNITY/ECONOMIC DEV PRG						
TOTAL REVENUES	24,710.00	24,710.00	11,947.50	.00	12,762.50	
106 AMERICAN RESCUE PLAN ACT						

REVENUE SUMMARIES REPORT
FUND SUMMARY MAY 2023

FOR 2023 08

	ORIGINAL ESTIM REV	REVISED EST REV	ACTUAL YTD REVENUE	ACTUAL MTD REVENUE	REMAINING REVENUE	PCT COLL
TOTAL REVENUES	34,372,468.00	29,698,352.00	30,570,760.29	.00	-872,408.29	
108 JP1 JUSTICE COURT TECHNOLOGY						
TOTAL REVENUES	28,801.00	28,801.00	4,818.39	463.93	23,982.61	
109 JP2 JUSTICE COURT TECHNOLOGY						
TOTAL REVENUES	20,000.00	20,000.00	3,383.81	200.36	16,616.19	
110 JP3 JUSTICE COURT TECHNOLOGY						
TOTAL REVENUES	20,518.00	20,518.00	1,535.47	141.31	18,982.53	
111 JP4 JUSTICE COURT TECHNOLOGY						
TOTAL REVENUES	8,550.00	8,550.00	5,214.53	602.61	3,335.47	
112 COURT FACILITY FEE						
TOTAL REVENUES	95,000.00	95,000.00	64,534.87	8,636.88	30,465.13	
114 JUDICIAL EDUCATION & SUPPORT						
TOTAL REVENUES	5,568.00	5,568.00	3,407.99	430.00	2,160.01	
115 LANGUAGE ACCESS						
TOTAL REVENUES	33,414.00	33,414.00	25,235.46	3,494.56	8,181.54	
122 SHERIFF CONTRABAND						
TOTAL REVENUES	390,000.00	390,000.00	102,333.61	.00	287,666.39	
124 INMATE SUPPLY						
TOTAL REVENUES	1,114,000.00	1,114,000.00	454,428.49	.00	659,571.51	
126 VINE GRANT						
TOTAL REVENUES	30,171.00	30,171.00	14,701.58	.00	15,469.42	
128 HOMELAND SECURITY GRANT						

REVENUE SUMMARIES REPORT
FUND SUMMARY MAY 2023

FOR 2023 08

	ORIGINAL ESTIM REV	REVISED EST REV	ACTUAL YTD REVENUE	ACTUAL MTD REVENUE	REMAINING REVENUE	PCT COLL
TOTAL REVENUES	150,700.00	160,705.00	89,210.68	52,783.07	71,494.32	
129 HAZARD MITIGATION GRANT-EM						
TOTAL REVENUES	243,600.00	243,600.00	.00	.00	243,600.00	
130 PROJECT SAFE NEIGHBORHOOD						
TOTAL REVENUES	81,753.00	81,753.00	.00	.00	81,753.00	
142 LEOSE SHERIFF						
TOTAL REVENUES	125,000.00	125,000.00	24,390.90	.00	100,609.10	
145 SHERIFF COMMISSARY SALARY						
TOTAL REVENUES	771,814.00	771,814.00	543,442.05	95,665.45	228,371.95	
146 LECD EMER COMMUNICATION GRANT						
TOTAL REVENUES	.00	11,799.00	.00	.00	11,799.00	
150 TAG GRANT						
TOTAL REVENUES	1,859,810.00	1,859,810.00	578,263.15	57,159.59	1,281,546.85	
161 CDA BUSINESS CRIMES						
TOTAL REVENUES	108,500.00	108,500.00	20,413.79	.00	88,086.21	
163 CDA CONTRABAND						
TOTAL REVENUES	76,500.00	76,500.00	69,011.60	.00	7,488.40	
164 CDA SPATTF GRANT						
TOTAL REVENUES	895,216.00	935,202.00	483,064.06	21,592.42	452,137.94	
166 CDA JAG GRANT						
TOTAL REVENUES	153,256.00	153,256.00	265,994.71	1,022.06	-112,738.71	
168 CDA Border Prosecution Unit						

REVENUE SUMMARIES REPORT
FUND SUMMARY MAY 2023

FOR 2023 08

	ORIGINAL ESTIM REV	REVISED EST REV	ACTUAL YTD REVENUE	ACTUAL MTD REVENUE	REMAINING REVENUE	PCT COLL
TOTAL REVENUES	149,762.00	149,762.00	52,893.09	.00	96,868.91	
171 CDA VOCA VICTIM ADV PROJECT						
TOTAL REVENUES	155,108.00	155,108.00	93,202.83	10,947.70	61,905.17	
201 GEN OB REFUNDING BOND SRS 2016						
TOTAL REVENUES	5,735,375.00	5,735,375.00	6,104,737.17	35,230.30	-369,362.17	
202 UNLIMITED TAX ROAD BONDS						
TOTAL REVENUES	1,888,063.00	1,888,063.00	2,002,227.56	11,262.51	-114,164.56	
203 GEN OB REFUNDING BOND SRS 2021						
TOTAL REVENUES	742,300.00	742,300.00	784,051.34	3,918.87	-41,751.34	
206 GEN OB REFUNDING BOND SRS 2013						
TOTAL REVENUES	796,050.00	796,050.00	.00	.00	796,050.00	
208 SPECIAL TAX REVENUE BONDS 2020						
TOTAL REVENUES	1,210,556.00	1,210,556.00	622,088.61	.00	588,467.39	
301 MPO ROAD CONSTRUCTION						
TOTAL REVENUES	1,410,200.00	1,410,200.00	1,438,942.07	.00	-28,742.07	
302 TAX ROAD BOND CONSTRUCTION						
TOTAL REVENUES	86,641,624.00	86,641,624.00	47,473,118.72	.00	39,168,505.28	
307 CRTC RENOVATIONS #2						
TOTAL REVENUES	2,914,000.00	2,914,000.00	42,277.96	.00	2,871,722.04	
308 VENUE CAPITAL PROJECT						
TOTAL REVENUES	169,160.00	914,691.00	759,927.65	.00	154,763.35	
401 EMPLOYEE HEALTH BENEFIT						

REVENUE SUMMARIES REPORT
FUND SUMMARY MAY 2023

FOR 2023 08

	ORIGINAL ESTIM REV	REVISED EST REV	ACTUAL YTD REVENUE	ACTUAL MTD REVENUE	REMAINING REVENUE	PCT COLL
TOTAL REVENUES	14,725,000.00	14,725,000.00	7,664,747.28	455,060.80	7,060,252.72	
403 WORKERS COMPENSATION						
TOTAL REVENUES	1,830,500.00	1,830,500.00	1,522,133.32	160,417.26	308,366.68	
GRAND TOTAL	361,585,240.00	360,938,685.00	245,744,353.70	13,020,393.58	115,194,449.30	68.1%

** END OF REPORT - Generated by Scott, Rhonda **

Issued December 7, 2016
201

LUBBOCK COUNTY, TEXAS

Debt Service Maturity Schedule - Refunding Bonds, Series 2016

<u>Fiscal Year</u>	<u>Debt Service Funds</u>		
	<u>Principal</u>	<u>Interest</u>	<u>Total</u>
2023	\$ 5,595,000.00	\$ 139,875.00	\$ 5,734,875.00
<u>TOTAL</u>	<u>\$ 5,595,000.00</u>	<u>\$ 139,875.00</u>	<u>\$ 5,734,875.00</u>

Issued September 26, 2019

202

LUBBOCK COUNTY, TEXAS

Debt Service Maturity Schedule - Unlimited Tax Road Bonds, Series 2019

Fiscal Year	Debt Service Funds		
	Principal	Interest	Total
2023		\$ 108,375.00	\$ 108,375.00
2024	\$ 165,000.00	\$ 105,075.00	\$ 270,075.00
2025	\$ 170,000.00	\$ 98,375.00	\$ 268,375.00
2026	\$ 180,000.00	\$ 91,375.00	\$ 271,375.00
2027	\$ 185,000.00	\$ 84,075.00	\$ 269,075.00
2028	\$ 190,000.00	\$ 76,575.00	\$ 266,575.00
2029	\$ 200,000.00	\$ 68,775.00	\$ 268,775.00
2030	\$ 210,000.00	\$ 60,575.00	\$ 270,575.00
2031	\$ 215,000.00	\$ 54,225.00	\$ 269,225.00
2032	\$ 220,000.00	\$ 49,875.00	\$ 269,875.00
2033	\$ 225,000.00	\$ 45,143.75	\$ 270,143.75
2034	\$ 230,000.00	\$ 40,025.00	\$ 270,025.00
2035	\$ 235,000.00	\$ 34,646.88	\$ 269,646.88
2036	\$ 240,000.00	\$ 29,006.26	\$ 269,006.26
2037	\$ 245,000.00	\$ 23,093.76	\$ 268,093.76
2038	\$ 250,000.00	\$ 16,906.26	\$ 266,906.26
2039	\$ 260,000.00	\$ 10,368.76	\$ 270,368.76
2040	\$ 265,000.00	\$ 3,478.13	\$ 268,478.13
TOTAL	\$ 3,685,000.00	\$ 999,968.80	\$ 4,684,968.80

Issued November 19, 2020
202

LUBBOCK COUNTY, TEXAS

Debt Service Maturity Schedule - Unlimited Tax Road Bonds, Series 2020

Fiscal Year	Debt Service Funds		
	Principal	Interest	Total
2023	\$ 695,000.00	\$ 1,083,687.50	\$ 1,778,687.50
2024	\$ 1,580,000.00	\$ 1,041,662.50	\$ 2,621,662.50
2025	\$ 1,640,000.00	\$ 977,262.50	\$ 2,617,262.50
2026	\$ 1,925,000.00	\$ 905,962.50	\$ 2,830,962.50
2027	\$ 2,005,000.00	\$ 827,362.50	\$ 2,832,362.50
2028	\$ 2,090,000.00	\$ 745,462.50	\$ 2,835,462.50
2029	\$ 2,170,000.00	\$ 660,262.50	\$ 2,830,262.50
2030	\$ 2,260,000.00	\$ 571,662.50	\$ 2,831,662.50
2031	\$ 2,340,000.00	\$ 491,362.50	\$ 2,831,362.50
2032	\$ 2,165,000.00	\$ 423,787.50	\$ 2,588,787.50
2033	\$ 2,220,000.00	\$ 369,112.50	\$ 2,589,112.50
2034	\$ 2,265,000.00	\$ 324,262.50	\$ 2,589,262.50
2035	\$ 2,310,000.00	\$ 278,512.50	\$ 2,588,512.50
2036	\$ 2,360,000.00	\$ 231,812.50	\$ 2,591,812.50
2037	\$ 2,410,000.00	\$ 184,112.50	\$ 2,594,112.50
2038	\$ 2,460,000.00	\$ 133,875.00	\$ 2,593,875.00
2039	\$ 2,505,000.00	\$ 81,121.88	\$ 2,586,121.88
2040	\$ 2,565,000.00	\$ 27,253.13	\$ 2,592,253.13
TOTAL	\$ 37,965,000.00	\$ 9,358,537.51	\$ 47,323,537.51

Issued March 14, 2023
202

LUBBOCK COUNTY, TEXAS

Debt Service Maturity Schedule - Unlimited Tax Road Bonds, Series 2023A

Fiscal Year	Debt Service Funds		
	Principal	Interest	Total
2023	\$ -	\$ -	\$ -
2024	\$ 1,285,000.00	\$ 2,828,978.19	\$ 4,113,978.19
2025	\$ 2,325,000.00	\$ 1,893,275.00	\$ 4,218,275.00
2026	\$ 2,690,000.00	\$ 1,767,900.00	\$ 4,457,900.00
2027	\$ 1,790,000.00	\$ 1,655,900.00	\$ 3,445,900.00
2028	\$ 1,880,000.00	\$ 1,564,150.00	\$ 3,444,150.00
2029	\$ 1,980,000.00	\$ 1,467,650.00	\$ 3,447,650.00
2030	\$ 2,080,000.00	\$ 1,366,150.00	\$ 3,446,150.00
2031	\$ 2,185,000.00	\$ 1,259,525.00	\$ 3,444,525.00
2032	\$ 2,300,000.00	\$ 1,147,400.00	\$ 3,447,400.00
2033	\$ 2,415,000.00	\$ 1,029,525.00	\$ 3,444,525.00
2034	\$ 2,540,000.00	\$ 905,650.00	\$ 3,445,650.00
2035	\$ 2,670,000.00	\$ 775,400.00	\$ 3,445,400.00
2036	\$ 2,810,000.00	\$ 638,400.00	\$ 3,448,400.00
2037	\$ 2,950,000.00	\$ 494,400.00	\$ 3,444,400.00
2038	\$ 3,105,000.00	\$ 343,025.00	\$ 3,448,025.00
2039	\$ 3,250,000.00	\$ 200,400.00	\$ 3,450,400.00
2040	\$ 3,385,000.00	\$ 67,700.00	\$ 3,452,700.00
TOTAL	\$ 41,640,000.00	\$ 19,405,428.19	\$ 61,045,428.19

Issued December 16, 2021
203

LUBBOCK COUNTY, TEXAS

Debt Service Maturity Schedule - Refunding Bonds, Series 2021

Fiscal Year	Debt Service Funds		
	Principal	Interest	Total
2023	\$ 670,000.00	\$ 71,800.00	\$ 741,800.00
2024	\$ 865,000.00	\$ 48,775.00	\$ 913,775.00
2025	\$ 885,000.00	\$ 26,950.00	\$ 911,950.00
2026	\$ 905,000.00	\$ 9,050.00	\$ 914,050.00
<u>TOTAL</u>	<u>\$ 3,325,000.00</u>	<u>\$ 156,575.00</u>	<u>\$ 3,481,575.00</u>

Combined
201,202,203,208

LUBBOCK COUNTY, TEXAS

Debt Service Maturity Schedule - Combined

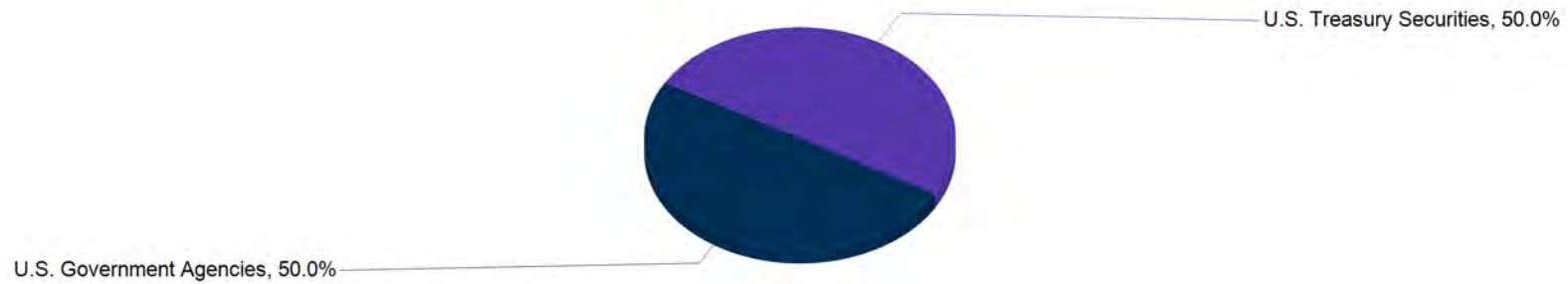
Fiscal Year	Debt Service Funds		
	Principal	Interest	Total
2023	\$ 7,430,000.00	\$ 1,538,515.00	\$ 8,968,515.00
2024	\$ 4,380,000.00	\$ 4,144,275.19	\$ 8,524,275.19
2025	\$ 5,525,000.00	\$ 3,100,175.50	\$ 8,625,175.50
2026	\$ 6,220,000.00	\$ 2,862,491.00	\$ 9,082,491.00
2027	\$ 4,515,000.00	\$ 2,638,953.00	\$ 7,153,953.00
2028	\$ 4,710,000.00	\$ 2,440,736.50	\$ 7,150,736.50
2029	\$ 4,920,000.00	\$ 2,233,691.50	\$ 7,153,691.50
2030	\$ 5,140,000.00	\$ 2,017,208.50	\$ 7,157,208.50
2031	\$ 4,740,000.00	\$ 1,805,112.50	\$ 6,545,112.50
2032	\$ 4,685,000.00	\$ 1,621,062.50	\$ 6,306,062.50
2033	\$ 4,860,000.00	\$ 1,443,781.25	\$ 6,303,781.25
2034	\$ 5,035,000.00	\$ 1,269,937.50	\$ 6,304,937.50
2035	\$ 5,215,000.00	\$ 1,088,559.38	\$ 6,303,559.38
2036	\$ 5,410,000.00	\$ 899,218.76	\$ 6,309,218.76
2037	\$ 5,605,000.00	\$ 701,606.26	\$ 6,306,606.26
2038	\$ 5,815,000.00	\$ 493,806.26	\$ 6,308,806.26
2039	\$ 6,015,000.00	\$ 291,890.64	\$ 6,306,890.64
2040	\$ 6,215,000.00	\$ 98,431.26	\$ 6,313,431.26
TOTAL	\$ 96,435,000.00	\$ 30,689,452.50	\$ 127,124,452.50

Report Sequence: Intent, sgrp, styp, CUSIP, Ticket

Intent	SGrp	STyp	CUSIP	Ticket-P#	Status	Par Value	Int Accrual	Accret/-Amort	Book G/L	Net Income	Principal Paid	Interest Paid
AFS	AGEN	FHLB	3130APDM4	177056725-1	Active	10,000,000.00	1,908.33	4,230.47	0.00	6,138.80	0.00	0.00
AFS	AGEN	FHLB	3130AQHZ9	177056726-1	Active	5,000,000.00	1,283.33	1,826.11	0.00	3,109.44	0.00	0.00
AFS	AGEN	FHLB	3130AUVE1	177054680-1	Active	7,880,000.00	30,863.33	242.70	0.00	31,106.03	0.00	0.00
AFS	AGEN	FHLB	3130AV4C3	177054852-1	Active	5,500,000.00	24,291.66	0.00	0.00	24,291.66	0.00	0.00
AFS	AGEN	FHLB	3130AVPE6	177056072-1	Active	5,000,000.00	22,000.00	0.00	0.00	22,000.00	0.00	0.00
FHLB Total						33,380,000.00	80,346.65	6,299.28	0.00	86,645.93	0.00	0.00
AGEN Total						33,380,000.00	80,346.65	6,299.28	0.00	86,645.93	0.00	0.00
AFS	TRSY	NOTE	91282CEW7	177051081-1	Active	2,500,000.00	6,957.87	1,152.83	0.00	8,110.70	0.00	0.00
AFS	TRSY	NOTE	91282CFB2	177049711-1	Active	8,615,000.00	20,288.08	1,226.23	0.00	21,514.31	0.00	0.00
AFS	TRSY	NOTE	91282CFE6	177051082-1	Active	1,500,000.00	4,014.16	1,104.00	0.00	5,118.16	0.00	0.00
NOTE Total						12,615,000.00	31,260.11	3,483.06	0.00	34,743.17	0.00	0.00
AFS	TRSY	TBIL	912796Z28	177054681-1	Active	10,000,000.00	0.00	40,545.42	0.00	40,545.42	0.00	0.00
AFS	TRSY	TBIL	912796Z44	177054682-1	Active	10,000,000.00	0.00	41,505.56	0.00	41,505.56	0.00	0.00
AFS	TRSY	TBIL	912796ZF9	177054683-1	Matured	0.00	0.00	30,866.67	0.00	30,866.67	10,000,000.00	0.00
TBIL Total						20,000,000.00	0.00	112,917.65	0.00	112,917.65	10,000,000.00	0.00
TRSY Total						32,615,000.00	31,260.11	116,400.71	0.00	147,660.82	10,000,000.00	0.00
AFS Total						65,995,000.00	111,606.76	122,699.99	0.00	234,306.75	10,000,000.00	0.00
Grand Total						65,995,000.00	111,606.76	122,699.99	0.00	234,306.75	10,000,000.00	0.00

Report Sequence: Intent, sgrp, styp, CUSIP, Ticket

Intent	SGrp	STyp	CUSIP	Ticket-P#	Status	Par Value	Int Accrual	Accret/-Amort	Book G/L	Net Income	Principal Paid	Interest Paid
AFS	AGEN	FHLB	3130AL5A8	177049703-1	Sold	0.00	26,401.37	59,061.60	-367,602.64	-282,139.67	0.00	0.00
AFS	AGEN	FHLB	3130ALED2	177049704-1	Sold	0.00	32,413.33	60,642.70	-405,869.67	-312,813.64	0.00	40,800.00
AFS	AGEN	FHLB	3130APDM4	177056725-1	Active	10,000,000.00	1,908.33	4,230.47	0.00	6,138.80	0.00	0.00
AFS	AGEN	FHLB	3130AQHZ9	177056726-1	Active	5,000,000.00	1,283.33	1,826.11	0.00	3,109.44	0.00	0.00
AFS	AGEN	FHLB	3130AUVE1	177054680-1	Active	7,880,000.00	99,791.44	347.34	0.00	100,138.78	0.00	0.00
AFS	AGEN	FHLB	3130AV4C3	177054852-1	Active	5,500,000.00	66,397.22	0.00	0.00	66,397.22	0.00	0.00
AFS	AGEN	FHLB	3130AVPE6	177056072-1	Active	5,000,000.00	25,666.67	0.00	0.00	25,666.67	0.00	0.00
FHLB Total						33,380,000.00	253,861.69	126,108.22	-773,472.31	-393,502.40	0.00	40,800.00
AGEN Total						33,380,000.00	253,861.69	126,108.22	-773,472.31	-393,502.40	0.00	40,800.00
AFS	MBS	FGLM	3132D56A5	177009072-1	Sold	0.00	11,513.14	-2,673.01	-196,084.28	-187,244.15	89,289.14	11,842.23
AFS	MBS	FGLM	3132D57G1	177021574-1	Sold	0.00	4,565.86	-407.28	-130,419.78	-126,261.20	39,063.51	4,685.15
FGLM Total						0.00	16,079.00	-3,080.29	-326,504.06	-313,505.35	128,352.65	16,527.38
AFS	MBS	FNMA	3140QD5A8	177009073-1	Sold	0.00	11,517.05	-2,624.08	-194,869.99	-185,977.02	88,760.66	11,844.36
AFS	MBS	FNMA	3140X64B4	177009074-1	Sold	0.00	21,571.12	-11,191.39	-188,517.02	-178,137.29	166,137.81	22,315.54
FNMA Total						0.00	33,088.17	-13,815.47	-383,387.01	-364,114.31	254,898.47	34,159.90
MBS Total						0.00	49,167.17	-16,895.76	-709,891.07	-677,619.66	383,251.12	50,687.28
AFS	TRSY	NOTE	91282CEW7	177051081-1	Active	2,500,000.00	54,207.73	8,666.27	0.00	62,874.00	0.00	40,625.00
AFS	TRSY	NOTE	91282CFB2	177049711-1	Active	8,615,000.00	157,730.62	9,266.91	0.00	166,997.53	0.00	118,456.25
AFS	TRSY	NOTE	91282CFE6	177051082-1	Active	1,500,000.00	31,176.58	8,462.98	0.00	39,639.56	0.00	23,437.50
NOTE Total						12,615,000.00	243,114.93	26,396.16	0.00	269,511.09	0.00	182,518.75
AFS	TRSY	TBIL	912796Z28	177054681-1	Active	10,000,000.00	0.00	126,867.92	0.00	126,867.92	0.00	0.00
AFS	TRSY	TBIL	912796Z44	177054682-1	Active	10,000,000.00	0.00	129,872.23	0.00	129,872.23	0.00	0.00
AFS	TRSY	TBIL	912796ZF9	177054683-1	Matured	0.00	0.00	115,750.00	0.00	115,750.00	10,000,000.00	0.00
TBIL Total						20,000,000.00	0.00	372,490.15	0.00	372,490.15	10,000,000.00	0.00
TRSY Total						32,615,000.00	243,114.93	398,886.31	0.00	642,001.24	10,000,000.00	182,518.75
AFS Total						65,995,000.00	546,143.79	508,098.77	-1,483,363.38	-429,120.82	10,383,251.12	274,006.03
Grand Total						65,995,000.00	546,143.79	508,098.77	-1,483,363.38	-429,120.82	10,383,251.12	274,006.03



Security Group	Yield		Book Value				Market Value	Gain / (Loss)
	Book	TEY	AFS	HTM	Total	%		
U.S. Government Agencies	4.65	4.65	31,958,644	0	31,958,644	50.0 %	31,765,779	(192,865)
U.S. Treasury Securities	4.31	4.31	32,004,471	0	32,004,471	50.0 %	31,657,470	(347,001)
Total	4.48	4.48	63,963,114	0	63,963,114		63,423,249	(539,865)
			100.0 %	0.0 %	100.0%			
Market Value			63,423,249	0	63,423,249			
Gain/(Loss)			-539,865	0	-539,865			

Market price date as of 5/23/2023.

Lubbock County, Texas
 Transfer From/To
 Year to Date
 May 2023

Xfer From Account	Xfer From Budget	Xfer From Amount	Xfer To Account	Xfer To Budget	Xfer To Amount	Difference Xfer to/from
011-902000	8,341,204.00	8,341,204.00	020-801100	8,341,204.00	8,341,204.00	0.00
011-904100	718,009.00	318,562.00	041-801100	718,009.00	318,562.00	0.00
011-904300	190,000.00		043-801100	190,000.00		0.00
011-905100	8,458,221.00	5,638,814.00	051-801100	8,458,221.00	5,638,814.00	0.00
011-908100	28,710.00	28,710.00	081-801100	28,710.00	28,710.00	0.00
011-909600	5,550.00	5,550.00	096-801100	5,550.00	5,550.00	0.00
011-916400	248,759.00	72,092.43	164-801100	248,759.00	72,092.43	0.00
011-917100	31,022.00	18,640.56	171-801100	31,022.00	18,640.56	0.00
011-930100	1,410,100.00	1,410,100.00	301-801100	1,410,100.00	1,410,100.00	0.00
011-930700	1,010,000.00		307-801100	1,010,000.00		0.00
031-902000	58,484.00	58,484.00	020-803100	58,484.00	58,484.00	0.00
033-902000	58,484.00	58,484.00	020-803300	58,484.00	58,484.00	0.00
034-902000	58,484.00	58,484.00	020-803400	58,484.00	58,484.00	0.00
051-904100	3,858,074.00	3,858,074.00	041-805100	3,858,074.00	3,858,074.00	0.00
051-905000	198,595.00	175,000.00	050-805100	198,595.00	175,000.00	0.00
051-905400	536,010.00		054-805100	536,010.00		0.00
051-905500	4,882,696.00	1,008,964.34	055-805100	4,882,696.00	1,008,964.34	0.00
051-905700	255,242.00	73,859.23	057-805100	255,242.00	73,859.23	0.00
075-907600		30,209.68	076-807500		30,209.68	0.00
075-907800	151.00	90.77	078-807500	151.00	90.77	0.00
079-920800	599,740.00	599,740.00	208-807900	599,740.00	599,740.00	0.00
079-930800	745,531.00	745,530.17	308-807900	745,531.00	745,530.17	0.00
106-902000	4,000,000.00	4,000,000.00	020-810600	4,000,000.00	4,000,000.00	0.00
106-904100	2,200,000.00		041-810600	2,200,000.00		0.00
403-901100			011-840300	2,900,000.00		0.00
606-960100		7,401.47	601-860600		7,401.47	0.00
606-960200	8,508.00	5,453.96	602-860600	8,508.00	5,453.96	0.00
606-960800	975.00		608-860600	975.00		0.00
606-961500	1,368.00		615-860600	1,368.00		0.00
606-961700	32,046.00	15,154.79	617-860600	32,046.00	15,154.79	0.00
606-962500	139,340.00	86,713.86	625-860600	139,340.00	86,713.86	0.00
606-965000	195,135.00		650-860600	195,135.00		0.00
608-960200	5,744.00		602-860800	5,744.00		0.00
608-962500	44,020.00		625-860800	44,020.00		0.00
	38,320,202.00	26,615,317.26		41,220,202.00	26,615,317.26	0.00

Lubbock County, Texas
Sales Tax Revenue
As of May 2023

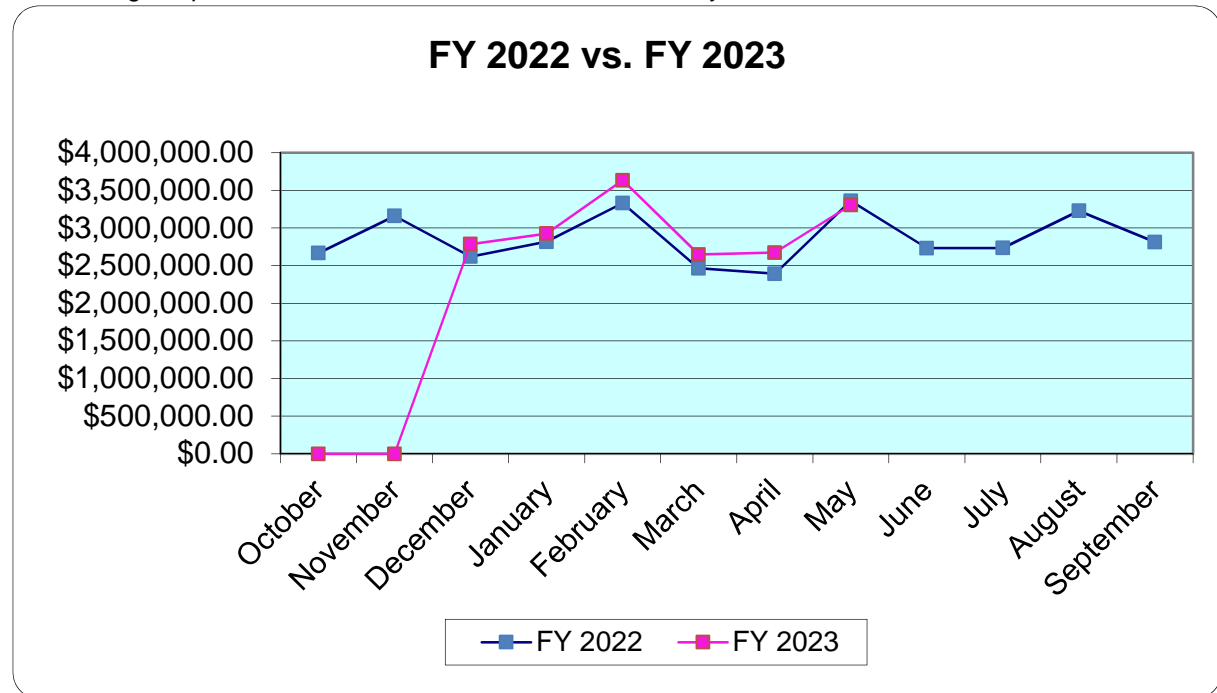
Account Number: 011-4010 Title: COUNTY SALES & USE TAX

Source of Revenue: Texas Comptroller Tax Assessor Collector

Description of Revenue: Imposed tax on the receipts from the sale at retail of taxable items within the county and an excise tax on the use, storage, or other consumption within the county of taxable items purchased, leased, or rented from a retailer during the period that the tax is effective within the county.

Month	FY 2022	FY 2023
October	\$2,665,883.89	\$0.00
November	\$3,160,315.68	\$0.00
December	\$2,621,120.52	\$2,785,279.54
January	\$2,818,361.56	\$2,926,837.98
February	\$3,329,175.28	\$3,634,740.06
March	\$2,465,573.98	\$2,647,925.51
April	\$2,391,694.80	\$2,673,896.70
May	\$3,360,491.03	\$3,303,864.94
June	\$2,733,568.97	
July	\$2,735,250.18	
August	\$3,229,132.89	
September	\$2,814,043.42	
Total	\$34,324,612.20	\$17,972,544.73

2022 amounts have been adjusted to actual.



Lubbock County, Texas
 Ad Valorem Tax Revenue
 As of May 2023

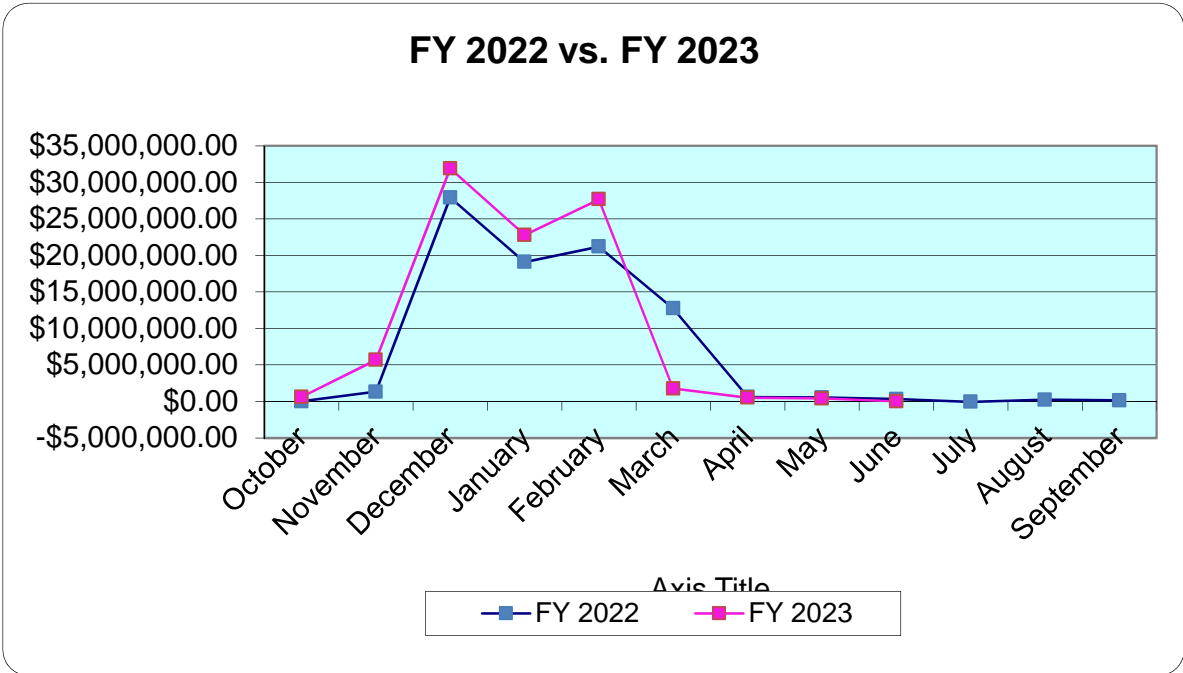
Account Number: 011-4001 Title: CURRENT AD VALOREM TAXES
 031-4001 CURRENT AD VALOREM TAXES
 032-4001 CURRENT AD VALOREM TAXES
 033-4001 CURRENT AD VALOREM TAXES
 034-4001 CURRENT AD VALOREM TAXES
 041-4001 CURRENT AD VALOREM TAXES
 201-4001 CURRENT AD VALOREM TAXES
 202-4001 CURRENT AD VALOREM TAXES
 203-4001 CURRENT AD VALOREM TAXES
 206-4001 CURRENT AD VALOREM TAXES

Source of Revenue: Lubbock Central Appraisal District

Description of Revenue: Property Taxes are levied by October 1 on the assessed value listed as of the prior January 1 for all real and business personal property in conformity with Texas Property Code. Taxes are due on receipt of the tax bill and are delinquent if not paid by February 1 of the year following the year in which imposed.

Month	FY 2022	FY 2023
October	\$14,436.67	\$600,533.07
November	\$1,330,808.37	\$5,684,983.51
December	\$27,912,276.43	\$31,894,646.17
January	\$19,094,704.16	\$22,778,416.34
February	\$21,184,439.24	\$27,673,509.35
March	\$12,729,057.65	\$1,769,510.60
April	\$604,037.29	\$513,230.44
May	\$542,437.19	\$400,010.79
June	\$328,533.57	.
July	-\$61,828.15	
August	\$227,437.41	
September	\$146,631.88	
Total	\$84,052,971.71	\$91,314,840.27

2022 amounts have been adjusted to actual.



Budget Report

For Fiscal: 2022-2023 Period Ending 05/31/23

Account Summary

BUDGET SUMMARIES REPORT
ACCOUNT SUMMARY MAY 2023

FOR 2023 08

	ORIGINAL APPROP	REVISED BUDGET	YTD ACTUAL	MTD ACTUAL	ENCUMBRANCES	AVAILABLE BUDGET	PCT USE/COL
011 GENERAL FUND							
000 UNDEFINED							
011 400100	CURRENT AD VALOREM TAXE	-84,581,753.00	-84,581,753.00	-79,419,120.03	-347,900.80	.00	-5,162,632.97 93.9
011 400400	PEN & INT - CURRENT LEV	-346,785.00	-346,785.00	-238,162.65	-39,331.29	.00	-108,622.35 68.7
011 400500	DELIQ TAXES - PRIOR YEA	-515,949.00	-515,949.00	-179,029.24	-58,603.10	.00	-336,919.76 34.7
011 400600	PEN & INT - PRIOR YEARS	-262,203.00	-262,203.00	-188,414.47	-22,821.14	.00	-73,788.53 71.9
011 401000	COUNTY SALES & USE TAX	-35,692,533.00	-35,692,533.00	-17,972,544.73	-3,303,864.94	.00	-17,719,988.27 50.4
011 410100	COUNTY CLERK	-63,599.00	-63,599.00	-40,127.30	-6,261.60	.00	-23,471.70 63.1
011 410200	BEER & LIQUOR PERMITS	-130,820.00	-130,820.00	-50,207.50	-6,097.50	.00	-80,612.50 38.4
011 420100	GRANT REVENUE	.00	-18,930.00	-18,929.54	.00	.00	-.46 100.0
011 420210	STATE MIXED DRINK TAX	-1,752,468.00	-1,752,468.00	-963,039.65	-170,933.08	.00	-789,428.35 55.0
011 420500	BINGO TAX PROCEEDS	-243,273.00	-243,273.00	-113,181.91	-3,429.31	.00	-130,091.09 46.5
011 420900	STATE - COUNTY COURTS	-284,045.00	-284,045.00	-209,150.00	-68,050.00	.00	-74,895.00 73.6
011 421210	STRADUS A/G CHILD SUPPO	-1,300.00	-1,300.00	-613.86	-153.47	.00	-686.14 47.2
011 422020	INTER LOCAL AGREEMENT-C	-582,265.00	-582,265.00	-317,796.00	.00	.00	-264,469.00 54.6
011 424800	GRANT ADMINISTRATION RE	-2,500.00	-2,500.00	-941.93	.00	.00	-1,558.07 37.7
011 425000	INDIGENT DEFENSE GRANT	-255,056.00	-255,056.00	-123,781.50	.00	.00	-131,274.50 48.5
011 430200	COUNTY JUDGE	-8,664.00	-8,664.00	-4,960.00	-648.00	.00	-3,704.00 57.2
011 430300	COUNTY CLERK	-1,731,871.00	-1,731,871.00	-803,604.19	-107,721.76	.00	-928,266.81 46.4
011 430520	J.E.P.J. FEES	-4,712.00	-4,712.00	.00	.00	.00	-4,712.00 .0
011 430600	VRED - TAPE	-150.00	-150.00	-32.46	.00	.00	-117.54 21.6
011 430700	TRAFFIC	-5,880.00	-5,880.00	-3,366.82	-634.33	.00	-2,513.18 57.3
011 430800	CHILD SAFETY - CS	-1,039.00	-1,039.00	-1,016.74	-253.36	.00	-22.26 97.9
011 431000	TAX ASSESSOR/COLLECTOR	-41,404.00	-41,404.00	-15,949.00	-30.00	.00	-25,455.00 38.5
011 431100	TAX OFFICE DPS DL RENEW	-5,000.00	-5,000.00	-3,765.00	-575.00	.00	-1,235.00 75.3
011 431500	INDIGENT DEFENSE FEE	-150.00	-150.00	-47.09	.00	.00	-102.91 31.4
011 431600	JURY FEE COUNTY	-1,109.00	-1,109.00	-819.54	-99.69	.00	-289.46 73.9
011 432200	PASSPORT FEE - DIST CLE	-30,000.00	-30,000.00	-17,675.00	-5,040.00	.00	-12,325.00 58.9
011 432300	DISTRICT CLERK FEES	-398,271.00	-398,271.00	-206,516.58	-26,429.36	.00	-191,754.42 51.9
011 432500	PROSECUTOR'S FEES	-6,787.00	-6,787.00	-7,087.81	-814.15	.00	300.81 104.4
011 433100	JP PRECINCT 1	-42,450.00	-42,450.00	-31,220.15	-4,273.58	.00	-11,229.85 73.5
011 433200	JP PRECINCT 2	-42,570.00	-42,570.00	-37,421.32	-5,162.12	25.00	-5,173.68 87.8
011 433300	JP PRECINCT 3	-55,750.00	-55,750.00	-50,785.66	-6,440.32	.00	-4,964.34 91.1
011 433400	JP PRECINCT 4	-26,000.00	-26,000.00	-24,665.85	-4,709.77	.00	-1,334.15 94.9
011 434000	DISTRICT ATTORNEY	-850.00	-850.00	-586.67	-132.13	.00	-263.33 69.0
011 434500	MEDICAL EXAMINER	.00	.00	-265.00	.00	.00	265.00 100.0
011 434600	SHERIFF	-300,000.00	-300,000.00	-199,584.84	-21,095.83	.00	-100,415.16 66.5
011 434800	CONSTABLES	-397,671.00	-397,671.00	-395,380.00	-60,530.00	80.00	-2,371.00 99.4
011 435000	DEFENSIVE DRIVING FEE	-4,700.00	-4,700.00	-6,599.57	-613.32	.00	1,899.57 140.4

BUDGET SUMMARIES REPORT
ACCOUNT SUMMARY MAY 2023

FOR 2023 08

	ORIGINAL APPROP	REVISED BUDGET	YTD ACTUAL	MTD ACTUAL	ENCUMBRANCES	AVAILABLE BUDGET	PCT USE/COL	
011 435100	SS FEE-INMATE	-10,000.00	-10,000.00	-5,800.00	-800.00	.00	-4,200.00	58.0
011 435200	ISSUED WARRANT EXECUTIO	-30,000.00	-30,000.00	-19,172.69	-1,999.54	.00	-10,827.31	63.9
011 435300	ARREST FEES - COUNTY	-8,000.00	-8,000.00	-5,337.68	-1,073.10	.00	-2,662.32	66.7
011 435410	FAMILY PROTECTION FEE	-2,000.00	-2,000.00	-8.24	.00	.00	-1,991.76	.4
011 435600	COURT INITIATED GUARDIA	-35,000.00	-35,000.00	-21,480.00	-2,910.00	.00	-13,520.00	61.4
011 436000	CMIT FINE COMMISSION	-200.00	-200.00	.00	.00	.00	-200.00	.0
011 436100	CMI FINE COMMISSION	-1.00	-1.00	-.03	.00	.00	-.97	3.0
011 436200	BAT COMMISSIONS	-5.00	-5.00	.00	.00	.00	-5.00	.0
011 437400	VITAL STATISTICS PRESER	-5,221.00	-5,221.00	-3,258.00	-528.00	.00	-1,963.00	62.4
011 440100	MOTOR VEHICLE SALES TAX	-3,311,337.00	-3,311,337.00	-4,191,989.35	.00	.00	880,652.35	126.6
011 440200	CERTIFICATE OF TITLE CO	-408,110.00	-408,110.00	-236,290.00	-34,785.00	.00	-171,820.00	57.9
011 440300	MOTOR VEHICLE COMMISSIO	-617,613.00	-617,613.00	-466,467.00	-78,030.05	.00	-151,146.00	75.5
011 440500	(CVC) COMP TO VICTIMS O	-111.00	-111.00	-20.96	.00	.00	-90.04	18.9
011 440600	LEOA COMMISSION	-1.00	-1.00	-.30	.00	.00	-.70	30.0
011 440800	BEER & LIQUOR COMMISSIO	-800.00	-800.00	-430.00	.00	.00	-370.00	53.8
011 441100	CJC COMMISSION	-10.00	-10.00	-6.00	.00	.00	-4.00	60.0
011 441200	JCPT COMMISSION	-5.00	-5.00	-.82	.00	.00	-4.18	16.4
011 441400	JPD COMM	-100.00	-100.00	-154.70	.00	.00	54.70	154.7
011 441600	ARREST FEES - COMM	-8,834.00	-8,834.00	-3,247.96	.00	.00	-5,586.04	36.8
011 441700	LEMI COMMISSION	-1.00	-1.00	-.15	.00	.00	-.85	15.0
011 441800	CRIMESTOPPERS-COMM	-1.00	-1.00	-.60	.00	.00	-.40	60.0
011 442000	GENERAL REVENUE COMM GR	-1.00	-1.00	.00	.00	.00	-1.00	.0
011 442200	DNA TESTING FEE	-75.00	-75.00	-12.48	.00	.00	-62.52	16.6
011 442400	SEPTIC INSPECTION	-129,200.00	-129,200.00	-89,000.00	-10,560.00	.00	-40,200.00	68.9
011 442500	FLSI COMM	-2,000.00	-2,000.00	-24.59	.00	.00	-1,975.41	1.2
011 442600	FA COMM	-25.00	-25.00	-6.59	.00	.00	-18.41	26.4
011 442700	CCC COMM	-150.00	-150.00	-12.62	.00	.00	-137.38	8.4
011 442800	JCD COMM	-1.00	-1.00	-.08	.00	.00	-.92	8.0
011 442900	TP COMM (40%)	-1,800.00	-1,800.00	-468.69	.00	.00	-1,331.31	26.0
011 443000	JE COMM (10%)	-2,700.00	-2,700.00	-703.03	.00	.00	-1,996.97	26.0
011 443500	NEW CCC COMM	-6,134.00	-6,134.00	-1,403.20	.00	.00	-4,730.80	22.9
011 443600	EMS TRAUMA FUND COMM	-1,920.00	-1,920.00	-1,175.80	.00	.00	-744.20	61.2
011 444000	STF COMM	-147.00	-147.00	-64.07	.00	.00	-82.93	43.6
011 444100	STF_COMM	-3,500.00	-3,500.00	-1,431.03	.00	.00	-2,068.97	40.9
011 444200	DNA (CS)	-50.00	-50.00	-1.46	.00	.00	-48.54	2.9
011 444300	CIVIL DATA JUSTICE FEE	-5.00	-5.00	-.92	.00	.00	-4.08	18.4
011 444500	BAIL BOND FEE COMM	-5,756.00	-5,756.00	-2,365.50	.00	.00	-3,390.50	41.1
011 444600	COMM DC JUDICIAL FUND	-518.00	-518.00	-148.01	.00	.00	-369.99	28.6
011 444700	JURY REIMBURSEMENT FEE	-252.00	-252.00	-99.07	.00	.00	-152.93	39.3
011 445000	TIME PAYMENT - COUNTY	-14,000.00	-14,000.00	-11,999.35	-1,555.84	.00	-2,000.65	85.7
011 445400	CCC STATE COMM	-35,484.00	-35,484.00	-16,378.32	.00	.00	-19,105.68	46.2
011 445500	Intoxicated Driver Comm	.00	.00	-72.70	.00	.00	72.70	100.0
011 450200	JURY FEES	-31,771.00	-31,771.00	-31,447.50	-4,366.87	.00	-323.50	99.0
011 450400	BOARD BILLS - INMATE	-2,055,155.00	-2,055,155.00	-562,500.00	-44,700.00	.00	-1,492,655.00	27.4

BUDGET SUMMARIES REPORT
ACCOUNT SUMMARY MAY 2023

FOR 2023 08

	ORIGINAL APPROP	REVISED BUDGET	YTD ACTUAL	MTD ACTUAL	ENCUMBRANCES	AVAILABLE BUDGET	PCT USE/COL
011 452100 COURT REPORTER FEES	-87,629.00	-87,629.00	-79,272.33	-10,920.47	.00	-8,356.67	90.5
011 455000 SCAAP- JAIL	.00	.00	-61,886.00	.00	.00	61,886.00	100.0
011 460100 JP PRECINCT 1	-156,306.00	-156,306.00	-90,028.74	-12,376.91	.00	-66,277.26	57.6
011 460200 JP PRECINCT 2	-40,596.00	-40,596.00	-29,433.79	-4,519.53	.00	-11,162.21	72.5
011 460300 JP PRECINCT 3	-62,434.00	-62,434.00	-23,748.64	-3,552.82	.00	-38,685.36	38.0
011 460400 JP PRECINCT 4	-161,939.00	-161,939.00	-69,075.76	-12,254.33	.00	-92,863.24	42.7
011 460800 COUNTY COURT AT LAW 1	-2,130.00	-2,130.00	-388.10	.00	.00	-1,741.90	18.2
011 460900 COUNTY COURT AT LAW 2	-2,000.00	-2,000.00	-725.81	.00	.00	-1,274.19	36.3
011 461100 DISTRICT CLERK FINES	-11,768.00	-11,768.00	-6,799.44	-717.74	.00	-4,968.56	57.8
011 461210 FORFEITURES	-67,519.00	-67,519.00	-113,464.52	-14,947.50	.00	45,945.52	168.0
011 470000 INTEREST INCOME	-197,197.00	-197,197.00	-1,557,570.86	-12,966.33	.00	1,360,373.86	789.9
011 480200 RENTALS-BUILDINGS	-452,970.00	-452,970.00	-302,208.49	-43,709.28	.00	-150,761.51	66.7
011 480300 PARKING LOTS	-54,643.00	-54,643.00	-37,977.00	-4,973.00	.00	-16,666.00	69.5
011 480510 DISPOSAL OF PROPERTY	-50,000.00	-50,000.00	-5,733.02	.00	.00	-44,266.98	11.5
011 480600 INSURANCE REIMBURSEMENT	-50,000.00	-50,000.00	.00	.00	.00	-50,000.00	.0
011 480700 JURY REIMBURSEMENTS FRO	-73,707.00	-73,707.00	-39,338.00	-28,934.00	.00	-34,369.00	53.4
011 481100 REIMBURSEMENTS-TELETYPE	-1,000.00	-1,000.00	-676.00	-96.00	.00	-324.00	67.6
011 481300 REFUND - ATTORNEY FEES	-50,000.00	-50,000.00	-20,548.59	-2,798.04	.00	-29,451.41	41.1
011 481500 OTHER REFUNDS/REIMBURSE	-50,000.00	-50,000.00	.00	.00	.00	-50,000.00	.0
011 481710 PAY PHONE COMMISSION	-835,000.00	-835,000.00	-476,205.35	-69,669.16	.00	-358,794.65	57.0
011 482600 ELECTION REVENUES	-100.00	-100.00	-5.00	.00	.00	-95.00	5.0
011 483000 INTEREST-LCAD	-19,216.00	-19,216.00	-7,648.89	-512.67	.00	-11,567.11	39.8
011 484200 REIMB-INMATE TRANSPORTA	-40,992.00	-40,992.00	-11,389.25	-2,693.00	.00	-29,602.75	27.8
011 485000 GAIN/LOSS SALE OF INVES	.00	.00	3,304,124.26	-1,659,222.22	.00	-3,304,124.26	100.0
011 489900 OTHER REVENUE	-500,000.00	-500,000.00	-502,378.77	30,548.70	.00	2,378.77	100.5
011 736100 DRAW FROM RESERVES	-2,141,660.00	-2,141,660.00	.00	.00	.00	-2,141,660.00	.0
011 840300 XFER FROM WORKERS COMP	-2,900,000.00	-2,900,000.00	.00	.00	.00	-2,900,000.00	.0
011 902000 XFER TO CONSOLIDATED RO	8,200,104.00	8,341,204.00	8,341,204.00	.00	.00	.00	100.0
011 904100 XFER TO PERMANENT IMPRO	.00	718,009.00	318,562.00	.00	.00	399,447.00	44.4
011 904300 XFER TO LCETRZ NO1 TAX	190,000.00	190,000.00	.00	.00	.00	190,000.00	.0
011 905100 XFER TO JUVENILE PROBAT	8,458,221.00	8,458,221.00	5,638,814.00	704,851.75	.00	2,819,407.00	66.7
011 908100 XFER TO LAW LIBRARY	28,710.00	28,710.00	28,710.00	.00	.00	.00	100.0
011 909600 XFER TO HISTORIC PRESER	5,550.00	5,550.00	5,550.00	.00	.00	.00	100.0
011 916400 XFER TO SPATF GRANT	221,273.00	248,759.00	72,092.43	.00	.00	176,666.57	29.0
011 917100 XFER TO CDA VOCA	31,220.00	31,022.00	18,640.56	2,189.54	.00	12,381.44	60.1
011 930100 XFER TO ROAD CONSTRUCTI	1,410,100.00	1,410,100.00	1,410,100.00	.00	.00	.00	100.0
011 930700 XFER TO CRTC RENO #2	1,010,000.00	1,010,000.00	.00	.00	.00	1,010,000.00	.0
TOTAL UNDEFINED	-123,001,199.00	-122,133,732.00	-91,618,074.19	-5,601,230.36	105.00	-30,515,762.81	75.0%

001 COMMISSIONERS' COURT

01100110 500100 ELECTED OFFICIALS	341,822.00	341,822.00	222,404.52	13,082.62	.00	119,417.48	65.1
-----------------------------------	------------	------------	------------	-----------	-----	------------	------

BUDGET SUMMARIES REPORT
ACCOUNT SUMMARY MAY 2023

FOR 2023 08

	ORIGINAL APPROP	REVISED BUDGET	YTD ACTUAL	MTD ACTUAL	ENCUMBRANCES	AVAILABLE BUDGET	PCT USE/COL
01100110 500400 VEHICLE ALLOWANCE	19,200.00	19,200.00	12,738.09	738.44	.00	6,461.91	66.3
01100110 500600 STAFF EMPLOYEES	160,405.00	160,405.00	97,649.97	4,473.09	789.60	61,965.43	61.4
01100110 510100 FICA	32,329.00	32,329.00	19,878.21	1,100.10	.00	12,450.79	61.5
01100110 510200 MEDICARE	7,561.00	7,561.00	4,649.27	257.31	.00	2,911.73	61.5
01100110 510300 RETIREMENT	57,931.00	57,931.00	37,757.79	2,032.48	.00	20,173.21	65.2
01100110 510400 GROUP HEALTH INSUR	60,710.00	60,710.00	39,531.16	1,833.34	.00	21,178.84	65.1
01100110 510500 GROUP DENTAL INSUR	3,510.00	3,510.00	2,333.29	130.39	.00	1,176.71	66.5
01100110 510600 LIFE INSURANCE	420.00	420.00	253.12	13.44	.00	166.88	60.3
01100110 510700 UNEMPLOYMENT INSUR	209.00	209.00	117.86	5.81	.00	91.14	56.4
01100110 510900 WORKER'S COMPENSAT	1,389.00	1,389.00	263.75	12.08	.00	1,125.25	19.0
01100110 520100 SUPPLIES/OTH OPER	4,000.00	3,376.00	1,265.26	.00	611.32	1,499.42	55.6
01100110 540100 COMMUNICATIONS - M	2,995.00	2,995.00	1,340.54	227.94	1,269.63	384.83	87.2
01100110 550300 TRAVEL AND TRAININ	21,800.00	28,300.00	13,767.60	-470.40	800.00	13,732.40	51.5
01100110 550500 ASSOCIATION DUES	3,320.00	3,944.00	200.00	.00	.00	3,744.00	5.1
01100110 580100 INSURANCE AND BOND	700.00	700.00	356.00	.00	.00	344.00	50.9
TOTAL COMMISSIONERS' COURT	718,301.00	724,801.00	454,506.43	23,436.64	3,470.55	266,824.02	63.2%

002 COUNTY JUDGE

01100210 500100 ELECTED OFFICIALS	150,138.00	150,138.00	98,167.18	5,774.54	.00	51,970.82	65.4
01100210 500200 Appointed Official	55,125.00	55,125.00	37,175.49	2,308.90	.00	17,949.51	67.4
01100210 510100 FICA	12,727.00	12,727.00	8,141.39	486.02	.00	4,585.61	64.0
01100210 510200 MEDICARE	2,976.00	2,976.00	1,904.05	113.67	.00	1,071.95	64.0
01100210 510300 RETIREMENT	22,805.00	22,805.00	15,348.37	898.07	.00	7,456.63	67.3
01100210 510400 GROUP HEALTH INSUR	15,062.00	15,062.00	7,621.95	448.35	.00	7,440.05	50.6
01100210 510500 GROUP DENTAL INSUR	830.00	830.00	634.27	37.31	.00	195.73	76.4
01100210 510600 LIFE INSURANCE	416.00	416.00	76.16	4.48	.00	339.84	18.3
01100210 510700 UNEMPLOYMENT INSUR	72.00	72.00	45.16	3.00	.00	26.84	62.7
01100210 510900 WORKER'S COMPENSAT	548.00	548.00	100.30	6.23	.00	447.70	18.3
01100210 520100 SUPPLIES/OTH OPER	1,950.00	1,950.00	178.01	.00	321.99	1,450.00	25.6
01100210 522800 LAW BOOKS	300.00	300.00	.00	.00	.00	300.00	.0
01100210 540100 COMMUNICATIONS - M	300.00	300.00	203.63	39.37	96.37	.00	100.0
01100210 550300 TRAVEL AND TRAININ	9,395.00	11,395.00	1,603.08	188.00	.00	9,791.92	14.1
01100210 550500 ASSOCIATION DUES	395.00	395.00	.00	.00	.00	395.00	.0
01100210 580100 INSURANCE AND BOND	3,850.00	3,850.00	3,103.53	.00	.00	746.47	80.6
TOTAL COUNTY JUDGE	276,889.00	278,889.00	174,302.57	10,307.94	418.36	104,168.07	62.6%

003 COUNTY CLERK

01100310 500100 ELECTED OFFICIALS	85,456.00	85,456.00	55,875.09	3,286.77	.00	29,580.91	65.4
-----------------------------------	-----------	-----------	-----------	----------	-----	-----------	------

BUDGET SUMMARIES REPORT
ACCOUNT SUMMARY MAY 2023

FOR 2023 08

	ORIGINAL APPROP	REVISED BUDGET	YTD ACTUAL	MTD ACTUAL	ENCUMBRANCES	AVAILABLE BUDGET	PCT USE/COL
01100310 500600 STAFF EMPLOYEES	913,269.00	913,269.00	490,310.64	28,907.74	.00	422,958.36	53.7
01100310 500700 OVERTIME COMPENSAT	1,000.00	1,000.00	.00	.00	.00	1,000.00	.0
01100310 500800 TEMPORARY	7,500.00	7,500.00	.00	.00	.00	7,500.00	.0
01100310 510100 FICA	62,467.00	62,467.00	31,925.48	1,883.09	.00	30,541.52	51.1
01100310 510200 MEDICARE	14,609.00	14,609.00	7,466.54	440.41	.00	7,142.46	51.1
01100310 510300 RETIREMENT	111,069.00	111,069.00	61,934.77	3,576.80	.00	49,134.23	55.8
01100310 510400 GROUP HEALTH INSUR	169,984.00	169,984.00	83,925.58	4,851.11	.00	86,058.42	49.4
01100310 510500 GROUP DENTAL INSUR	10,698.00	10,698.00	4,830.51	271.46	.00	5,867.49	45.2
01100310 510600 LIFE INSURANCE	1,470.00	1,470.00	649.60	38.08	.00	820.40	44.2
01100310 510700 UNEMPLOYMENT INSUR	1,199.00	1,199.00	594.70	37.58	.00	604.30	49.6
01100310 510900 WORKER'S COMPENSAT	2,884.00	2,884.00	1,324.10	78.07	.00	1,559.90	45.9
01100310 520100 SUPPLIES/OTH OPER	25,000.00	24,637.00	5,095.52	770.62	13,371.31	6,170.17	75.0
01100310 522800 LAW BOOKS	1,000.00	1,000.00	.00	.00	.00	1,000.00	.0
01100310 530100 EQUIPMENT OPER/MAI	2,000.00	2,000.00	.00	.00	.00	2,000.00	.0
01100310 540100 COMMUNICATIONS - M	712.00	712.00	326.40	.00	373.60	12.00	98.3
01100310 550300 TRAVEL AND TRAININ	8,075.00	8,075.00	4,161.99	706.31	379.03	3,533.98	56.2
01100310 550500 ASSOCIATION DUES	325.00	325.00	325.00	.00	.00	.00	100.0
01100310 580100 INSURANCE AND BOND	10,800.00	11,163.00	11,162.50	.00	.00	.50	100.0
01100310 660300 CAPITAL OUTLAY-COU	5,500.00	5,500.00	.00	.00	.00	5,500.00	.0
TOTAL COUNTY CLERK	1,435,017.00	1,435,017.00	759,908.42	44,848.04	14,123.94	660,984.64	53.9%

005 INFORMATION TECHNOLOGY SERVICE

01100510 500600 STAFF EMPLOYEES	2,808,689.00	2,808,689.00	1,562,976.00	96,882.19	.00	1,245,713.00	55.6
01100510 500700 OVERTIME COMPENSAT	10,000.00	10,000.00	570.06	36.87	.00	9,429.94	5.7
01100510 510100 FICA	174,759.00	174,759.00	92,673.93	5,731.92	.00	82,085.07	53.0
01100510 510200 MEDICARE	40,871.00	40,871.00	21,673.63	1,340.53	.00	19,197.37	53.0
01100510 510300 RETIREMENT	313,156.00	313,156.00	177,201.93	10,767.70	.00	135,954.07	56.6
01100510 510400 GROUP HEALTH INSUR	372,491.00	372,491.00	234,586.15	14,437.59	.00	137,904.85	63.0
01100510 510500 GROUP DENTAL INSUR	18,632.00	18,632.00	11,465.04	678.99	.00	7,166.96	61.5
01100510 510600 LIFE INSURANCE	2,559.00	2,559.00	1,470.35	87.36	.00	1,088.65	57.5
01100510 510700 UNEMPLOYMENT INSUR	3,664.00	3,664.00	1,897.80	126.00	.00	1,766.20	51.8
01100510 510900 WORKER'S COMPENSAT	7,310.00	7,310.00	4,221.40	261.66	.00	3,088.60	57.7
01100510 520100 SUPPLIES/OTH OPER	505,880.00	505,880.00	390,240.98	14,402.71	29,644.12	85,994.90	83.0
01100510 523000 NON-CAPITAL SOFTWA	60,000.00	60,000.00	3,855.60	.00	50,894.40	5,250.00	91.3
01100510 523100 NON-CAPITAL EQUIPM	59,600.00	59,600.00	22,100.17	5,024.88	12,700.37	24,799.46	58.4
01100510 530100 EQUIPMENT OPER/MAI	1,244,700.00	1,244,700.00	391,675.58	25,947.14	335.13	852,689.29	31.5
01100510 530200 VEHICLE OPERATION/	3,000.00	3,000.00	643.20	118.09	1,018.36	1,338.44	55.4
01100510 530800 SOFTWARE MAINTENAN	3,302,421.00	3,302,421.00	2,414,720.16	315,120.64	102,104.70	785,596.14	76.2
01100510 540100 COMMUNICATIONS - M	89,500.00	89,500.00	44,226.09	5,567.88	41,633.79	3,640.12	95.9
01100510 550300 TRAVEL AND TRAININ	102,900.00	102,900.00	24,101.18	11,186.36	10,295.00	68,503.82	33.4

BUDGET SUMMARIES REPORT
ACCOUNT SUMMARY MAY 2023

FOR 2023 08

	ORIGINAL APPROP	REVISED BUDGET	YTD ACTUAL	MTD ACTUAL	ENCUMBRANCES	AVAILABLE BUDGET	PCT USE/COL
01100510 550500 ASSOCIATION DUES	2,825.00	2,825.00	95.00	95.00	.00	2,730.00	3.4
01100510 561400 PROFESSIONAL SERVI	93,000.00	93,000.00	.00	.00	.00	93,000.00	.0
01100510 562200 CONTRACT SERVICES	405,000.00	405,000.00	55,933.76	17,533.76	24,098.74	324,967.50	19.8
01100510 660500 CAPITAL OUTLAY TEC	2,435,000.00	2,435,000.00	275,320.52	.00	74,717.03	2,084,962.45	14.4
TOTAL INFORMATION TECHNOLOGY S	12,055,957.00	12,055,957.00	5,731,648.53	525,347.27	347,441.64	5,976,866.83	50.4%

007 NON DEPARTMENTAL

01100710 520100 SUPPLIES/OTH OPER	2,500.00	2,500.00	823.47	.00	762.34	914.19	63.4
01100710 522500 POSTAGE	310,000.00	310,000.00	70,987.61	468.71	32,476.62	206,535.77	33.4
01100710 522900 PUBLICATIONS LEGAL	30,500.00	30,500.00	3,998.00	1,050.00	20,002.00	6,500.00	78.7
01100710 540100 COMMUNICATIONS - M	193,200.00	193,200.00	32,629.65	3,212.02	56,170.35	104,400.00	46.0
01100710 540200 TELEPHONE - LONG D	12,000.00	12,000.00	3,713.26	629.72	8,286.74	.00	100.0
01100710 550500 ASSOCIATION DUES	70,632.00	70,632.00	70,626.86	.00	.00	5.14	100.0
01100710 561400 PROFESSIONAL SERVI	375,000.00	375,000.00	91,314.92	.00	29,750.00	253,935.08	32.3
01100710 562200 CONTRACT SERVICES	35,479.00	35,479.00	35,478.45	.00	.00	.55	100.0
01100710 562300 INTER LOCAL AGREEM	1,302,280.00	1,302,280.00	927,962.25	266,874.75	372,037.75	2,280.00	99.8
01100710 580100 INSURANCE AND BOND	600,000.00	600,000.00	508,557.97	.00	94,167.03	-2,725.00	100.5
01100710 580200 PUBLIC OFFICIALS L	400,000.00	400,000.00	272,931.00	.00	.00	127,069.00	68.2
01100710 583000 CIVIL JUDGEMENTS	50,000.00	50,000.00	.00	.00	.00	50,000.00	.0
01100710 599300 LEGISLATIVE & ADMI	1.00	6,001.00	3,892.52	359.09	.00	2,108.48	64.9
01100710 599310 PAST YR LEGISLATIV	1.00	1.00	.00	.00	.00	1.00	.0
01100710 599800 CONTINGENCY	3,000,000.00	1,188,646.00	.00	.00	.00	1,188,646.00	.0
01100710 599900 OTHER CHARGES	76,125.00	76,125.00	.32	.00	.00	76,124.68	.0
TOTAL NON DEPARTMENTAL	6,457,718.00	4,652,364.00	2,022,916.28	272,594.29	613,652.83	2,015,794.89	56.7%

009 TREASURER

01100915 500100 ELECTED OFFICIALS	85,456.00	85,456.00	55,875.09	3,286.77	.00	29,580.91	65.4
01100915 500600 STAFF EMPLOYEES	188,768.00	188,768.00	123,424.93	7,260.29	.00	65,343.07	65.4
01100915 500800 TEMPORARY	10,000.00	10,000.00	13,629.00	440.00	.00	-3,629.00	136.3
01100915 500900 PART TIME POSITION	28,000.00	28,000.00	16,150.08	935.55	.00	11,849.92	57.7
01100915 510100 FICA	19,358.00	19,358.00	11,813.10	671.59	.00	7,544.90	61.0
01100915 510200 MEDICARE	4,527.00	4,527.00	2,762.61	157.06	.00	1,764.39	61.0
01100915 510300 RETIREMENT	33,577.00	33,577.00	22,170.85	1,275.72	.00	11,406.15	66.0
01100915 510400 GROUP HEALTH INSUR	42,978.00	42,978.00	28,093.69	1,652.57	.00	14,884.31	65.4
01100915 510500 GROUP DENTAL INSUR	1,973.00	1,973.00	1,421.20	87.62	.00	551.80	72.0
01100915 510600 LIFE INSURANCE	240.00	240.00	152.32	8.96	.00	87.68	63.5

BUDGET SUMMARIES REPORT
ACCOUNT SUMMARY MAY 2023

FOR 2023 08

	ORIGINAL APPROP	REVISED BUDGET	YTD ACTUAL	MTD ACTUAL	ENCUMBRANCES	AVAILABLE BUDGET	PCT USE/COL
01100915 510700 UNEMPLOYMENT INSUR	265.00	265.00	185.44	11.22	.00	79.56	70.0
01100915 510900 WORKER'S COMPENSAT	612.00	612.00	413.59	23.32	.00	198.41	67.6
01100915 520100 SUPPLIES/OTH OPER	8,467.00	8,467.00	5,266.63	199.42	2,541.15	659.22	92.2
01100915 523100 NON-CAPITAL EQUIPM	49,092.00	49,092.00	48,807.74	.00	.00	284.26	99.4
01100915 530100 EQUIPMENT OPER/MAI	800.00	800.00	.00	.00	.00	800.00	.0
01100915 550300 TRAVEL AND TRAININ	6,500.00	6,500.00	2,725.28	.00	.00	3,774.72	41.9
01100915 550500 ASSOCIATION DUES	175.00	175.00	175.00	.00	.00	.00	100.0
01100915 570100 RENTALS AND LEASES	4,072.00	4,072.00	.00	.00	876.33	3,195.67	21.5
01100915 580100 INSURANCE AND BOND	5,000.00	5,000.00	2,500.00	.00	.00	2,500.00	50.0
TOTAL TREASURER	489,860.00	489,860.00	335,566.55	16,010.09	3,417.48	150,875.97	69.2%

010 TAX ASSESSOR/COLLECTOR

01101015 500100 ELECTED OFFICIALS	85,456.00	85,456.00	55,875.09	3,286.77	.00	29,580.91	65.4
01101015 500600 STAFF EMPLOYEES	1,459,310.00	1,459,310.00	865,434.30	51,283.44	.00	593,875.70	59.3
01101015 500700 OVERTIME COMPENSAT	.00	.00	12.60	.00	.00	-12.60	100.0
01101015 500800 TEMPORARY	40,000.00	40,000.00	3,025.00	140.00	.00	36,975.00	7.6
01101015 500900 PART TIME POSITION	17,400.00	17,400.00	.00	.00	.00	17,400.00	.0
01101015 510100 FICA	99,491.00	99,491.00	54,530.88	3,223.85	.00	44,960.12	54.8
01101015 510200 MEDICARE	23,487.00	23,487.00	12,752.56	753.92	.00	10,734.44	54.3
01101015 510300 RETIREMENT	173,623.00	173,623.00	104,444.38	6,062.75	.00	69,178.62	60.2
01101015 510400 GROUP HEALTH INSUR	306,253.00	306,253.00	171,136.41	9,843.69	.00	135,116.59	55.9
01101015 510500 GROUP DENTAL INSUR	14,525.00	14,525.00	7,737.28	462.14	.00	6,787.72	53.3
01101015 510600 LIFE INSURANCE	2,100.00	2,100.00	1,153.60	69.44	.00	946.40	54.9
01101015 510700 UNEMPLOYMENT INSUR	1,973.00	1,973.00	1,054.86	66.92	.00	918.14	53.5
01101015 510900 WORKER'S COMPENSAT	4,328.00	4,328.00	2,350.28	138.85	.00	1,977.72	54.3
01101015 520100 SUPPLIES/OTH OPER	33,674.00	33,674.00	12,257.50	3,179.34	8,642.38	12,774.12	62.1
01101015 530200 VEHICLE OPERATION/	2,435.00	2,435.00	1,121.56	177.53	1,218.86	94.58	96.1
01101015 540100 COMMUNICATIONS - M	3,900.00	3,900.00	1,330.48	97.41	894.40	1,675.12	57.0
01101015 550300 TRAVEL AND TRAININ	16,000.00	16,000.00	7,253.18	1,323.05	1,125.98	7,620.84	52.4
01101015 550500 ASSOCIATION DUES	375.00	375.00	375.00	.00	.00	.00	100.0
01101015 562200 CONTRACT SERVICES	16,230.00	16,230.00	12,600.00	.00	.00	3,630.00	77.6
01101015 570200 BUILDING RENTAL	9,276.00	9,276.00	9,275.04	.00	.00	.96	100.0
TOTAL TAX ASSESSOR/COLLECTOR	2,309,836.00	2,309,836.00	1,323,720.00	80,109.10	11,881.62	974,234.38	57.8%

011 PURCHASING

01101115 500600 STAFF EMPLOYEES	414,466.00	414,466.00	247,431.74	15,284.02	.00	167,034.26	59.7
---------------------------------	------------	------------	------------	-----------	-----	------------	------

BUDGET SUMMARIES REPORT
ACCOUNT SUMMARY MAY 2023

FOR 2023 08

	ORIGINAL APPROP	REVISED BUDGET	YTD ACTUAL	MTD ACTUAL	ENCUMBRANCES	AVAILABLE BUDGET	PCT USE/COL
01101115 510100 FICA	25,697.00	25,697.00	14,731.74	909.66	.00	10,965.26	57.3
01101115 510200 MEDICARE	6,010.00	6,010.00	3,445.18	212.74	.00	2,564.82	57.3
01101115 510300 RETIREMENT	46,047.00	46,047.00	28,020.23	1,698.06	.00	18,026.77	60.9
01101115 510400 GROUP HEALTH INSUR	51,029.00	51,029.00	30,029.66	1,975.92	.00	20,999.34	58.8
01101115 510500 GROUP DENTAL INSUR	2,905.00	2,905.00	1,542.98	104.23	.00	1,362.02	53.1
01101115 510600 LIFE INSURANCE	420.00	420.00	237.44	15.68	.00	182.56	56.5
01101115 510700 UNEMPLOYMENT INSUR	539.00	539.00	301.51	19.87	.00	237.49	55.9
01101115 510900 WORKER'S COMPENSAT	1,119.00	1,119.00	668.11	41.27	.00	450.89	59.7
01101115 520100 SUPPLIES/OTH OPER	3,000.00	3,000.00	1,601.80	282.71	531.72	866.48	71.1
01101115 530100 EQUIPMENT OPER/MAI	200.00	200.00	.00	.00	.00	200.00	.0
01101115 530200 VEHICLE OPERATION/	650.00	650.00	215.89	40.03	416.77	17.34	97.3
01101115 550300 TRAVEL AND TRAININ	4,000.00	4,000.00	2,184.90	805.86	.00	1,815.10	54.6
01101115 550500 ASSOCIATION DUES	1,860.00	1,860.00	480.00	.00	.00	1,380.00	25.8
01101115 562200 CONTRACT SERVICES	14,355.00	14,355.00	.00	.00	.00	14,355.00	.0
01101115 570100 RENTALS AND LEASES	23,143.00	23,143.00	11,571.36	.00	11,571.36	.28	100.0
TOTAL PURCHASING	595,440.00	595,440.00	342,462.54	21,390.05	12,519.85	240,457.61	59.6%

012 AUDITOR

01101215 500200 APPOINTED OFFICIAL	126,788.00	126,788.00	82,899.48	4,876.44	.00	43,888.52	65.4
01101215 500600 STAFF EMPLOYEES	963,886.00	963,886.00	462,463.26	26,470.76	.00	501,422.74	48.0
01101215 500700 OVERTIME COMPENSAT	500.00	500.00	231.23	.00	.00	268.77	46.2
01101215 500800 TEMPORARY	9,300.00	9,300.00	.00	.00	.00	9,300.00	.0
01101215 500900 PART TIME POSITION	26,229.00	26,229.00	16,753.50	1,057.50	.00	9,475.50	63.9
01101215 510100 FICA	69,825.00	69,825.00	33,148.46	1,898.83	.00	36,676.54	47.5
01101215 510200 MEDICARE	16,330.00	16,330.00	7,752.44	444.09	.00	8,577.56	47.5
01101215 510300 RETIREMENT	124,088.00	124,088.00	63,860.23	3,600.17	.00	60,227.77	51.5
01101215 510400 GROUP HEALTH INSUR	128,030.00	128,030.00	70,868.36	4,901.84	.00	57,161.64	55.4
01101215 510500 GROUP DENTAL INSUR	6,784.00	6,784.00	3,697.11	253.69	.00	3,086.89	54.5
01101215 510600 LIFE INSURANCE	960.00	960.00	490.56	29.12	.00	469.44	51.1
01101215 510700 UNEMPLOYMENT INSUR	1,464.00	1,464.00	678.34	42.10	.00	785.66	46.3
01101215 510900 WORKER'S COMPENSAT	3,041.00	3,041.00	1,518.59	87.51	.00	1,522.41	49.9
01101215 520100 SUPPLIES/OTH OPER	13,571.00	13,571.00	10,615.00	886.80	1,662.78	1,293.22	90.5
01101215 523100 NON-CAPITAL EQUIPM	3,000.00	4,000.00	3,782.09	.00	.00	217.91	94.6
01101215 530100 EQUIPMENT OPER/MAI	1,000.00	.00	.00	.00	.00	.00	.0
01101215 540100 COMMUNICATIONS - M	1,540.00	1,540.00	212.38	22.20	327.62	1,000.00	35.1
01101215 550300 TRAVEL AND TRAININ	24,517.00	24,517.00	6,547.50	673.56	.00	17,969.50	26.7
01101215 550500 ASSOCIATION DUES	4,957.00	4,957.00	4,058.71	.00	.00	898.29	81.9
01101215 580100 INSURANCE AND BOND	200.00	200.00	84.00	84.00	.00	116.00	42.0
TOTAL AUDITOR	1,526,010.00	1,526,010.00	769,661.24	45,328.61	1,990.40	754,358.36	50.6%

013 HUMAN RESOURCES

BUDGET SUMMARIES REPORT
ACCOUNT SUMMARY MAY 2023

FOR 2023 08

	ORIGINAL APPROP	REVISED BUDGET	YTD ACTUAL	MTD ACTUAL	ENCUMBRANCES	AVAILABLE BUDGET	PCT USE/COL
01101315 500600 STAFF EMPLOYEES	562,575.00	562,575.00	334,422.47	19,797.40	.00	228,152.53	59.4
01101315 500800 TEMPORARY	18,000.00	18,000.00	1,379.00	.00	.00	16,621.00	7.7
01101315 510100 FICA	35,996.00	35,996.00	19,637.18	1,151.43	.00	16,358.82	54.6
01101315 510200 MEDICARE	8,418.00	8,418.00	4,592.64	269.30	.00	3,825.36	54.6
01101315 510300 RETIREMENT	62,502.00	62,502.00	37,915.66	2,199.50	.00	24,586.34	60.7
01101315 510400 GROUP HEALTH INSUR	68,271.00	68,271.00	40,623.35	2,531.23	.00	27,647.65	59.5
01101315 510500 GROUP DENTAL INSUR	3,617.00	3,617.00	1,994.31	122.85	.00	1,622.69	55.1
01101315 510600 LIFE INSURANCE	480.00	480.00	253.12	15.68	.00	226.88	52.7
01101315 510700 UNEMPLOYMENT INSUR	755.00	755.00	407.19	25.73	.00	347.81	53.9
01101315 510900 WORKER'S COMPENSAT	1,568.00	1,568.00	906.76	53.46	.00	661.24	57.8
01101315 520100 SUPPLIES/OTH OPER	81,100.00	83,900.00	31,104.77	2,917.55	14,182.12	38,613.11	54.0
01101315 522800 LAW BOOKS	2,500.00	2,500.00	.00	.00	.00	2,500.00	.0
01101315 523100 NON-CAPITAL EQUIPM	4,000.00	1,200.00	1,180.91	1,180.91	.00	19.09	98.4
01101315 540100 COMMUNICATIONS - M	5,712.00	5,712.00	1,862.11	75.98	1,537.89	2,312.00	59.5
01101315 550300 TRAVEL AND TRAININ	20,000.00	20,000.00	10,900.89	3,360.24	332.00	8,767.11	56.2
01101315 550500 ASSOCIATION DUES	2,665.00	2,665.00	1,830.00	.00	.00	835.00	68.7
01101315 561400 PROFESSIONAL SERVI	75,500.00	75,500.00	37,061.93	3,290.75	10,248.50	28,189.57	62.7
01101315 561500 PROFESSIONAL DEVEL	15,000.00	15,000.00	8,300.00	.00	.00	6,700.00	55.3
TOTAL HUMAN RESOURCES	968,659.00	968,659.00	534,372.29	36,992.01	26,300.51	407,986.20	57.9%

014 COURTS

01101420 500100 ELECTED OFFICIALS	634,838.00	634,838.00	413,022.91	23,730.76	.00	221,815.09	65.1
01101420 500200 APPOINTED OFFICIAL	2,086,288.00	2,086,288.00	1,337,078.03	79,357.07	.00	749,209.97	64.1
01101420 500600 STAFF EMPLOYEES	1,060,949.00	1,060,949.00	547,996.33	32,426.94	.00	512,952.67	51.7
01101420 500800 TEMPORARY	101,000.00	101,000.00	23,357.50	-30.00	.00	77,642.50	23.1
01101420 500900 PART TIME POSITION	14,149.00	14,149.00	15,616.17	902.48	.00	-1,467.17	110.4
01101420 501000 SUPPLEMENTAL SALAR	31,200.00	31,200.00	16,400.00	800.00	.00	14,800.00	52.6
01101420 510100 FICA	241,628.00	241,628.00	139,529.23	8,397.13	.00	102,098.77	57.7
01101420 510200 MEDICARE	56,510.00	56,510.00	33,519.01	1,963.84	.00	22,990.99	59.3
01101420 510300 RETIREMENT	421,760.00	421,760.00	264,652.55	15,244.84	.00	157,107.45	62.7
01101420 510400 GROUP HEALTH INSUR	483,278.00	483,278.00	278,361.60	16,481.74	.00	204,916.40	57.6
01101420 510500 GROUP DENTAL INSUR	23,005.00	23,005.00	13,055.96	776.94	.00	9,949.04	56.8
01101420 510600 LIFE INSURANCE	3,120.00	3,120.00	1,563.58	94.51	.00	1,556.42	50.1
01101420 510700 UNEMPLOYMENT INSUR	4,241.00	4,241.00	2,507.22	161.19	.00	1,733.78	59.1
01101420 510900 WORKER'S COMPENSAT	8,808.00	8,808.00	5,356.14	317.96	.00	3,451.86	60.8
01101420 520100 SUPPLIES/OTH OPER	43,000.00	56,000.00	35,523.98	2,993.84	11,696.10	8,779.92	84.3
01101420 522800 LAW BOOKS	10,000.00	10,000.00	981.93	.00	.00	9,018.07	9.8
01101420 523100 NON-CAPITAL EQUIPM	10,000.00	10,000.00	2,335.94	.00	.00	7,664.06	23.4
01101420 540100 COMMUNICATIONS - M	5,500.00	5,500.00	2,791.74	433.22	2,708.26	.00	100.0

BUDGET SUMMARIES REPORT
ACCOUNT SUMMARY MAY 2023

FOR 2023 08

	ORIGINAL APPROP	REVISED BUDGET	YTD ACTUAL	MTD ACTUAL	ENCUMBRANCES	AVAILABLE BUDGET	PCT USE/COL
01101420 550300 TRAVEL AND TRAININ	60,000.00	47,000.00	10,720.62	4,466.47	2,600.00	33,679.38	28.3
01101420 550500 ASSOCIATION DUES	11,870.00	11,870.00	401.06	26.06	400.00	11,068.94	6.7
01101420 580100 INSURANCE AND BOND	10,000.00	10,000.00	9,673.25	.00	.00	326.75	96.7
TOTAL COURTS	5,321,144.00	5,321,144.00	3,154,444.75	188,544.99	17,404.36	2,149,294.89	59.6%

015 APPELLATE COURTS

01101520 501000 SUPPLEMENTAL SALAR	19,280.00	19,280.00	12,995.14	741.52	.00	6,284.86	67.4
01101520 510100 FICA	1,195.00	1,195.00	805.69	45.96	.00	389.31	67.4
01101520 510200 MEDICARE	280.00	280.00	188.56	10.76	.00	91.44	67.3
01101520 510300 RETIREMENT	2,142.00	2,142.00	1,476.33	82.40	.00	665.67	68.9
01101520 510500 GROUP DENTAL INSUR	415.00	415.00	.00	.00	.00	415.00	.0
01101520 510600 LIFE INSURANCE	240.00	240.00	.00	.00	.00	240.00	.0
01101520 510900 WORKER'S COMPENSAT	52.00	52.00	.00	.00	.00	52.00	.0
TOTAL APPELLATE COURTS	23,604.00	23,604.00	15,465.72	880.64	.00	8,138.28	65.5%

023 DISTRICT CLERK

01102320 500100 ELECTED OFFICIALS	85,456.00	85,456.00	55,875.09	3,286.77	.00	29,580.91	65.4
01102320 500600 STAFF EMPLOYEES	1,249,063.00	1,249,063.00	745,159.97	42,800.09	.00	503,903.03	59.7
01102320 500700 OVERTIME COMPENSAT	12,000.00	12,000.00	.00	.00	.00	12,000.00	.0
01102320 500800 TEMPORARY	35,000.00	35,000.00	9,010.18	392.88	.00	25,989.82	25.7
01102320 510100 FICA	85,654.00	85,654.00	47,621.93	2,716.61	.00	38,032.07	55.6
01102320 510200 MEDICARE	20,164.00	20,164.00	11,137.81	635.38	.00	9,026.19	55.2
01102320 510300 RETIREMENT	149,598.00	149,598.00	90,880.94	5,120.25	.00	58,717.06	60.8
01102320 510400 GROUP HEALTH INSUR	229,537.00	229,537.00	157,710.90	10,502.72	.00	71,826.10	68.7
01102320 510500 GROUP DENTAL INSUR	12,450.00	12,450.00	7,223.94	471.45	.00	5,226.06	58.0
01102320 510600 LIFE INSURANCE	1,800.00	1,800.00	1,032.02	64.96	.00	767.98	57.3
01102320 510700 UNEMPLOYMENT INSUR	1,685.00	1,685.00	980.64	60.44	.00	704.36	58.2
01102320 510900 WORKER'S COMPENSAT	3,710.00	3,710.00	2,036.59	116.62	.00	1,673.41	54.9
01102320 520100 SUPPLIES/OTH OPER	95,940.00	91,940.00	29,309.15	2,391.37	47,370.24	15,260.61	83.4
01102320 522800 LAW BOOKS	200.00	200.00	.00	.00	.00	200.00	.0
01102320 530100 EQUIPMENT OPER/MAI	500.00	500.00	.00	.00	.00	500.00	.0
01102320 550300 TRAVEL AND TRAININ	16,000.00	16,000.00	8,032.53	1,061.64	.00	7,967.47	50.2
01102320 550500 ASSOCIATION DUES	175.00	175.00	125.00	.00	.00	50.00	71.4
01102320 561400 PROFESSIONAL SERVI	500.00	500.00	.00	.00	.00	500.00	.0
01102320 580100 INSURANCE AND BOND	450.00	4,450.00	4,419.50	.00	.00	30.50	99.3
TOTAL DISTRICT CLERK	1,999,882.00	1,999,882.00	1,170,556.19	69,621.18	47,370.24	781,955.57	60.9%

BUDGET SUMMARIES REPORT
ACCOUNT SUMMARY MAY 2023

FOR 2023 08

	ORIGINAL APPROP	REVISED BUDGET	YTD ACTUAL	MTD ACTUAL	ENCUMBRANCES	AVAILABLE BUDGET	PCT USE/COL
030 JUDICIAL COMPLIANCE							
01103010 500600 STAFF EMPLOYEES	291,843.00	291,843.00	175,324.33	10,455.84	.00	116,518.67	60.1
01103010 510100 FICA	18,094.00	18,094.00	10,518.41	626.64	.00	7,575.59	58.1
01103010 510200 MEDICARE	4,232.00	4,232.00	2,460.04	146.56	.00	1,771.96	58.1
01103010 510300 RETIREMENT	32,424.00	32,424.00	19,886.01	1,161.64	.00	12,537.99	61.3
01103010 510400 GROUP HEALTH INSUR	45,186.00	45,186.00	29,348.46	1,726.38	.00	15,837.54	65.0
01103010 510500 GROUP DENTAL INSUR	2,548.00	2,548.00	1,665.83	97.99	.00	882.17	65.4
01103010 510600 LIFE INSURANCE	360.00	360.00	228.48	13.44	.00	131.52	63.5
01103010 510700 UNEMPLOYMENT INSUR	379.00	379.00	212.44	13.59	.00	166.56	56.1
01103010 510900 WORKER'S COMPENSAT	788.00	788.00	473.41	28.23	.00	314.59	60.1
01103010 520100 SUPPLIES/OTH OPER	2,850.00	2,850.00	.00	.00	.00	2,850.00	.0
01103010 550300 TRAVEL AND TRAININ	3,500.00	3,500.00	.00	.00	.00	3,500.00	.0
01103010 550500 ASSOCIATION DUES	300.00	300.00	300.00	300.00	.00	.00	100.0
TOTAL JUDICIAL COMPLIANCE	402,504.00	402,504.00	240,417.41	14,570.31	.00	162,086.59	59.7%
031 JUSTICE OF THE PEACE PCT 1							
01103120 500100 ELECTED OFFICIALS	85,456.00	85,456.00	55,875.09	3,286.77	.00	29,580.91	65.4
01103120 500600 STAFF EMPLOYEES	180,951.00	180,951.00	115,354.12	6,811.83	.00	65,596.88	63.7
01103120 510100 FICA	16,518.00	16,518.00	10,024.57	591.02	.00	6,493.43	60.7
01103120 510200 MEDICARE	4,081.00	4,081.00	2,344.51	138.23	.00	1,736.49	57.4
01103120 510300 RETIREMENT	29,598.00	29,598.00	19,417.68	1,121.95	.00	10,180.32	65.6
01103120 510400 GROUP HEALTH INSUR	58,331.00	58,331.00	35,262.20	1,955.77	.00	23,068.80	60.5
01103120 510500 GROUP DENTAL INSUR	2,756.00	2,756.00	1,791.63	105.39	.00	964.37	65.0
01103120 510600 LIFE INSURANCE	312.00	312.00	190.40	11.20	.00	121.60	61.0
01103120 510700 UNEMPLOYMENT INSUR	235.00	235.00	139.89	8.85	.00	95.11	59.5
01103120 510900 WORKER'S COMPENSAT	715.00	715.00	311.57	18.40	.00	403.43	43.6
01103120 520100 SUPPLIES/OTH OPER	4,700.00	4,700.00	2,032.35	216.97	559.59	2,108.06	55.1
01103120 550300 TRAVEL AND TRAININ	200.00	200.00	.00	.00	.00	200.00	.0
01103120 580100 INSURANCE AND BOND	150.00	150.00	127.50	.00	.00	22.50	85.0
TOTAL JUSTICE OF THE PEACE PCT	384,003.00	384,003.00	242,871.51	14,266.38	559.59	140,571.90	63.4%
032 JUSTICE OF THE PEACE PCT 2							
01103220 500100 ELECTED OFFICIALS	85,456.00	85,456.00	55,875.09	3,286.77	.00	29,580.91	65.4

BUDGET SUMMARIES REPORT
ACCOUNT SUMMARY MAY 2023

FOR 2023 08

	ORIGINAL APPROP	REVISED BUDGET	YTD ACTUAL	MTD ACTUAL	ENCUMBRANCES	AVAILABLE BUDGET	PCT USE/COL
01103220 500600 STAFF EMPLOYEES	161,512.00	161,512.00	102,772.17	6,090.01	.00	58,739.83	63.6
01103220 500900 PART TIME POSITION	7,917.00	7,917.00	63.00	.00	.00	7,854.00	.8
01103220 510100 FICA	15,803.00	15,803.00	9,401.01	555.16	.00	6,401.99	59.5
01103220 510200 MEDICARE	3,837.00	3,837.00	2,198.71	129.84	.00	1,638.29	57.3
01103220 510300 RETIREMENT	28,318.00	28,318.00	18,000.19	1,041.77	.00	10,317.81	63.6
01103220 510400 GROUP HEALTH INSUR	34,476.00	34,476.00	27,431.37	1,613.61	.00	7,044.63	79.6
01103220 510500 GROUP DENTAL INSUR	2,490.00	2,490.00	1,197.82	70.46	.00	1,292.18	48.1
01103220 510600 LIFE INSURANCE	360.00	360.00	190.40	11.20	.00	169.60	52.9
01103220 510700 UNEMPLOYMENT INSUR	220.00	220.00	124.70	7.92	.00	95.30	56.7
01103220 510900 WORKER'S COMPENSAT	457.00	457.00	277.61	16.44	.00	179.39	60.7
01103220 520100 SUPPLIES/OTH OPER	6,000.00	6,000.00	1,299.35	338.38	2,379.69	2,320.96	61.3
01103220 550300 TRAVEL AND TRAININ	5,700.00	5,632.00	350.00	150.00	.00	5,282.00	6.2
01103220 550500 ASSOCIATION DUES	705.00	705.00	115.00	.00	.00	590.00	16.3
01103220 580100 INSURANCE AND BOND	110.00	178.00	178.00	.00	.00	.00	100.0
TOTAL JUSTICE OF THE PEACE PCT	353,361.00	353,361.00	219,474.42	13,311.56	2,379.69	131,506.89	62.8%

033 JUSTICE OF THE PEACE PCT 3

01103320 500100 ELECTED OFFICIALS	85,456.00	85,456.00	55,875.08	3,286.77	.00	29,580.92	65.4
01103320 500600 STAFF EMPLOYEES	176,628.00	176,628.00	109,155.41	6,410.81	.00	67,472.59	61.8
01103320 500800 TEMPORARY	10,000.00	10,000.00	4,762.50	415.00	.00	5,237.50	47.6
01103320 510100 FICA	16,869.00	16,869.00	9,775.46	588.26	.00	7,093.54	57.9
01103320 510200 MEDICARE	4,164.00	4,164.00	2,286.20	137.58	.00	1,877.80	54.9
01103320 510300 RETIREMENT	29,118.00	29,118.00	18,717.47	1,077.40	.00	10,400.53	64.3
01103320 510400 GROUP HEALTH INSUR	60,658.00	60,658.00	35,965.39	2,098.35	.00	24,692.61	59.3
01103320 510500 GROUP DENTAL INSUR	3,146.00	3,146.00	1,773.74	99.62	.00	1,372.26	56.4
01103320 510600 LIFE INSURANCE	312.00	312.00	183.68	11.20	.00	128.32	58.9
01103320 510700 UNEMPLOYMENT INSUR	243.00	243.00	138.48	8.88	.00	104.52	57.0
01103320 510900 WORKER'S COMPENSAT	729.00	729.00	307.59	18.43	.00	421.41	42.2
01103320 520100 SUPPLIES/OTH OPER	7,500.00	7,500.00	4,633.51	1,366.65	302.19	2,564.30	65.8
01103320 522800 LAW BOOKS	1,000.00	1,000.00	.00	.00	.00	1,000.00	.0
01103320 550300 TRAVEL AND TRAININ	10,000.00	10,000.00	2,522.29	770.29	.00	7,477.71	25.2
01103320 550500 ASSOCIATION DUES	715.00	715.00	.00	.00	250.00	465.00	35.0
01103320 561400 PROFESSIONAL SERVI	2,000.00	2,000.00	.00	.00	.00	2,000.00	.0
01103320 580100 INSURANCE AND BOND	200.00	200.00	.00	.00	.00	200.00	.0
01103320 599900 OTHER CHARGES	1,000.00	1,000.00	.00	.00	1,000.00	.00	100.0
TOTAL JUSTICE OF THE PEACE PCT	409,738.00	409,738.00	246,096.80	16,289.24	1,552.19	162,089.01	60.4%

034 JUSTICE OF THE PEACE PCT 4

01103420 500100 ELECTED OFFICIALS	85,456.00	85,456.00	55,875.09	3,286.77	.00	29,580.91	65.4
-----------------------------------	-----------	-----------	-----------	----------	-----	-----------	------

BUDGET SUMMARIES REPORT
ACCOUNT SUMMARY MAY 2023

FOR 2023 08

	ORIGINAL APPROP	REVISED BUDGET	YTD ACTUAL	MTD ACTUAL	ENCUMBRANCES	AVAILABLE BUDGET	PCT USE/COL
01103420 500600 STAFF EMPLOYEES	182,034.00	182,034.00	117,559.80	7,503.04	.00	64,474.20	64.6
01103420 500700 OVERTIME COMPENSAT	2,000.00	2,000.00	1,867.24	53.52	.00	132.76	93.4
01103420 510100 FICA	16,708.00	16,708.00	9,893.15	616.47	.00	6,814.85	59.2
01103420 510200 MEDICARE	3,908.00	3,908.00	2,313.90	144.19	.00	1,594.10	59.2
01103420 510300 RETIREMENT	29,940.00	29,940.00	19,880.12	1,204.70	.00	10,059.88	66.4
01103420 510400 GROUP HEALTH INSUR	69,966.00	69,966.00	46,643.41	2,727.11	.00	23,322.59	66.7
01103420 510500 GROUP DENTAL INSUR	2,834.00	2,834.00	1,851.81	108.93	.00	982.19	65.3
01103420 510600 LIFE INSURANCE	312.00	312.00	190.40	11.20	.00	121.60	61.0
01103420 510700 UNEMPLOYMENT INSUR	239.00	239.00	144.77	9.82	.00	94.23	60.6
01103420 510900 WORKER'S COMPENSAT	497.00	497.00	322.48	20.41	.00	174.52	64.9
01103420 520100 SUPPLIES/OTH OPER	5,000.00	5,000.00	812.97	172.37	2,387.03	1,800.00	64.0
01103420 522800 LAW BOOKS	200.00	200.00	.00	.00	.00	200.00	.0
01103420 550300 TRAVEL AND TRAININ	3,000.00	2,400.00	135.00	135.00	.00	2,265.00	5.6
01103420 550500 ASSOCIATION DUES	.00	422.00	130.00	.00	.00	292.00	30.8
01103420 580100 INSURANCE AND BOND	.00	178.00	178.00	.00	.00	.00	100.0
TOTAL JUSTICE OF THE PEACE PCT	402,094.00	402,094.00	257,798.14	15,993.53	2,387.03	141,908.83	64.7%

038 CENTRAL JURY

01103820 520100 SUPPLIES/OTH OPER	77,260.00	77,260.00	1,602.47	.00	3,501.54	72,155.99	6.6
01103820 590100 JURY PAY	300,000.00	300,000.00	160,956.69	10,897.35	5,960.00	133,083.31	55.6
TOTAL CENTRAL JURY	377,260.00	377,260.00	162,559.16	10,897.35	9,461.54	205,239.30	45.6%

039 JUDICIAL

01103920 522800 LAW BOOKS	11,000.00	11,000.00	5,334.00	762.00	3,810.00	1,856.00	83.1
01103920 560100 APPOINTED ATTYS-CI	1,052,000.00	1,052,000.00	491,879.53	73,837.52	.00	560,120.47	46.8
01103920 560200 APPOINTED ATTYS-CR	60,000.00	60,000.00	58,882.00	44,054.50	.00	1,118.00	98.1
01103920 560300 APPOINTED ATTYS-JU	100,000.00	100,000.00	48,165.00	11,570.00	.00	51,835.00	48.2
01103920 560400 APPOINTED ATTYS-ME	25,000.00	23,000.00	8,545.00	600.00	.00	14,455.00	37.2
01103920 560500 COURT REPORTER TRA	140,000.00	140,000.00	93,745.40	13,480.00	.00	46,254.60	67.0
01103920 560700 APPTED JUDGE/REPTE	70,000.00	70,000.00	42,219.69	13,831.25	.00	27,780.31	60.3
01103920 560800 WITNESS/INTERPRETE	45,000.00	45,000.00	30,609.52	6,229.11	1,103.69	13,286.79	70.5
01103920 561100 INMATE MEDICAL	10,000.00	10,000.00	616.00	.00	.00	9,384.00	6.2
01103920 561400 PROFESSIONAL SERVI	145,500.00	145,500.00	125,350.00	13,200.00	.00	20,150.00	86.2
01103920 562200 CONTRACT SERVICES	4,239,000.00	4,347,000.00	2,627,209.72	6,588.20	1,694,083.63	25,706.65	99.4
01103920 562320 EXPERT WITNESS-JUV	560.00	560.00	.00	.00	.00	560.00	.0
01103920 562700 EXPERT WITNESS-CRI	150,000.00	150,000.00	119,591.00	.00	.00	30,409.00	79.7

BUDGET SUMMARIES REPORT
ACCOUNT SUMMARY MAY 2023

FOR 2023 08

	ORIGINAL APPROP	REVISED BUDGET	YTD ACTUAL	MTD ACTUAL	ENCUMBRANCES	AVAILABLE BUDGET	PCT USE/COL
01103920 564100 INVESTIGATOR EXP-C	1,000.00	1,000.00	.00	.00	.00	1,000.00	.0
01103920 564210 INVESTIGATOR EXP-C	150,000.00	150,000.00	73,500.00	.00	.00	76,500.00	49.0
01103920 564300 INVESTIGATOR EXP-J	300.00	300.00	.00	.00	.00	300.00	.0
01103920 590200 JURY EXPENSE	2,000.00	4,000.00	1,160.93	135.50	2,839.07	.00	100.0
01103920 599960 JUDICIAL SUPPORT	66,538.00	66,538.00	60,488.61	.00	.00	6,049.39	90.9
TOTAL JUDICIAL	6,267,898.00	6,375,898.00	3,787,296.40	184,288.08	1,701,836.39	886,765.21	86.1%

040 DISTRICT ATTORNEY

01104025 500100 ELECTED OFFICIALS	30,000.00	30,000.00	19,615.45	1,153.85	.00	10,384.55	65.4
01104025 500200 APPOINTED OFFICIAL	312,629.00	312,629.00	182,962.50	10,762.50	.00	129,666.50	58.5
01104025 500600 STAFF EMPLOYEES	5,692,631.00	5,515,145.00	3,272,317.73	188,667.26	.00	2,242,827.27	59.3
01104025 500700 OVERTIME COMPENSAT	5,720.00	155,720.00	.00	.00	.00	155,720.00	.0
01104025 500800 TEMPORARY	54,065.00	54,065.00	11,936.25	27.00	.00	42,128.75	22.1
01104025 500900 PART TIME POSITION	52,366.00	52,366.00	33,868.89	2,020.55	.00	18,497.11	64.7
01104025 510100 FICA	381,139.00	381,139.00	213,297.94	12,086.75	.00	167,841.06	56.0
01104025 510200 MEDICARE	89,137.00	89,137.00	49,884.56	2,826.80	.00	39,252.44	56.0
01104025 510300 RETIREMENT	676,971.00	676,971.00	403,629.15	22,509.33	.00	273,341.85	59.6
01104025 510400 GROUP HEALTH INSUR	656,659.00	656,659.00	400,248.79	23,235.89	.00	256,410.21	61.0
01104025 510500 GROUP DENTAL INSUR	32,785.00	32,785.00	19,530.90	1,138.26	.00	13,254.10	59.6
01104025 510600 LIFE INSURANCE	4,740.00	4,740.00	2,715.18	160.85	.00	2,024.82	57.3
01104025 510700 UNEMPLOYMENT INSUR	7,953.00	7,953.00	4,306.97	261.96	.00	3,646.03	54.2
01104025 510900 WORKER'S COMPENSAT	16,517.00	16,517.00	9,571.69	543.95	.00	6,945.31	58.0
01104025 520100 SUPPLIES/OTH OPER	54,245.00	54,245.00	22,794.88	2,693.46	10,032.36	21,417.76	60.5
01104025 522800 LAW BOOKS	20,000.00	20,000.00	13,353.89	1,657.27	6,646.11	.00	100.0
01104025 530100 EQUIPMENT OPER/MAI	5,100.00	5,100.00	.00	.00	.00	5,100.00	.0
01104025 530200 VEHICLE OPERATION/	35,000.00	35,000.00	14,954.91	2,165.25	16,056.96	3,988.13	88.6
01104025 550300 TRAVEL AND TRAININ	14,250.00	14,250.00	1,937.00	.00	.00	12,313.00	13.6
01104025 550500 ASSOCIATION DUES	9,000.00	9,000.00	7,308.00	7,308.00	.00	1,692.00	81.2
01104025 560600 TRANSCRIPTIONS & A	40,000.00	35,000.00	6,768.94	456.00	4.61	28,226.45	19.4
01104025 561400 PROFESSIONAL SERVI	4,000.00	9,000.00	4,547.11	326.06	.00	4,452.89	50.5
01104025 562200 CONTRACT SERVICES	182,171.00	182,171.00	114,309.61	56,524.86	67,861.39	.00	100.0
01104025 562700 EXPERT WITNESS-CRI	144,000.00	144,000.00	6,000.00	.00	66,000.00	72,000.00	50.0
01104025 580100 INSURANCE AND BOND	100.00	100.00	.00	.00	.00	100.00	.0
01104025 604000 CAPITAL OUTLAY-DIS	.00	38,000.00	34,184.88	.00	.00	3,815.12	90.0
TOTAL DISTRICT ATTORNEY	8,521,178.00	8,531,692.00	4,850,045.22	336,525.85	166,601.43	3,515,045.35	58.8%

041 CONSTABLE PCT 1

01104130 500100 ELECTED OFFICIALS	65,270.00	65,270.00	42,676.80	2,510.40	.00	22,593.20	65.4
-----------------------------------	-----------	-----------	-----------	----------	-----	-----------	------

BUDGET SUMMARIES REPORT
ACCOUNT SUMMARY MAY 2023

FOR 2023 08

	ORIGINAL APPROP	REVISED BUDGET	YTD ACTUAL	MTD ACTUAL	ENCUMBRANCES	AVAILABLE BUDGET	PCT USE/COL
01104130 510100 FICA	4,047.00	4,047.00	2,616.00	153.88	.00	1,431.00	64.6
01104130 510200 MEDICARE	946.00	946.00	611.83	35.99	.00	334.17	64.7
01104130 510300 RETIREMENT	7,252.00	7,252.00	4,840.62	278.91	.00	2,411.38	66.7
01104130 510400 GROUP HEALTH INSUR	7,531.00	7,531.00	4,891.41	287.73	.00	2,639.59	65.0
01104130 510500 GROUP DENTAL INSUR	415.00	415.00	266.73	15.69	.00	148.27	64.3
01104130 510600 LIFE INSURANCE	78.00	78.00	38.08	2.24	.00	39.92	48.8
01104130 510900 WORKER'S COMPENSAT	2,292.00	2,292.00	.00	.00	.00	2,292.00	.0
01104130 520100 SUPPLIES/OTH OPER	1,000.00	1,000.00	.00	.00	69.00	931.00	6.9
01104130 522400 UNIFORMS	800.00	800.00	.00	.00	.00	800.00	.0
01104130 530100 EQUIPMENT OPER/MAI	300.00	300.00	.00	.00	.00	300.00	.0
01104130 530200 VEHICLE OPERATION/	9,000.00	9,000.00	3,178.26	379.49	3,634.72	2,187.02	75.7
01104130 540100 COMMUNICATIONS - M	1,210.00	2,650.00	599.37	.00	840.63	1,210.00	54.3
01104130 550300 TRAVEL AND TRAININ	1,000.00	1,000.00	869.98	.00	.00	130.02	87.0
01104130 550500 ASSOCIATION DUES	180.00	180.00	.00	.00	130.00	50.00	72.2
TOTAL CONSTABLE PCT 1	101,321.00	102,761.00	60,589.08	3,664.33	4,674.35	37,497.57	63.5%

042 CONSTABLE PCT 2

01104230 500100 ELECTED OFFICIALS	54,201.00	54,201.00	35,439.05	2,084.65	.00	18,761.95	65.4
01104230 510100 FICA	3,361.00	3,361.00	2,030.08	119.42	.00	1,330.92	60.4
01104230 510200 MEDICARE	786.00	786.00	474.81	27.93	.00	311.19	60.4
01104230 510300 RETIREMENT	6,022.00	6,022.00	4,019.55	231.60	.00	2,002.45	66.7
01104230 510400 GROUP HEALTH INSUR	13,988.00	13,988.00	9,133.59	537.27	.00	4,854.41	65.3
01104230 510500 GROUP DENTAL INSUR	520.00	520.00	332.18	19.54	.00	187.82	63.9
01104230 510600 LIFE INSURANCE	78.00	78.00	38.08	2.24	.00	39.92	48.8
01104230 510900 WORKER'S COMPENSAT	2,287.00	2,287.00	.00	.00	.00	2,287.00	.0
01104230 520100 SUPPLIES/OTH OPER	2,500.00	2,500.00	.00	.00	.00	2,500.00	.0
01104230 522400 UNIFORMS	800.00	800.00	725.83	.00	.00	74.17	90.7
01104230 522800 LAW BOOKS	200.00	200.00	.00	.00	.00	200.00	.0
01104230 530100 EQUIPMENT OPER/MAI	300.00	300.00	.00	.00	.00	300.00	.0
01104230 530200 VEHICLE OPERATION/	9,000.00	9,000.00	3,385.20	327.22	1,726.24	3,888.56	56.8
01104230 540100 COMMUNICATIONS - M	4,000.00	4,000.00	820.33	104.53	679.67	2,500.00	37.5
01104230 550300 TRAVEL AND TRAININ	1,425.00	1,425.00	135.00	135.00	.00	1,290.00	9.5
01104230 550500 ASSOCIATION DUES	120.00	120.00	.00	.00	.00	120.00	.0
TOTAL CONSTABLE PCT 2	99,588.00	99,588.00	56,533.70	3,589.40	2,405.91	40,648.39	59.2%

043 CONSTABLE PCT 3

01104330 500100 ELECTED OFFICIALS	54,201.00	54,201.00	35,439.05	2,084.65	.00	18,761.95	65.4
-----------------------------------	-----------	-----------	-----------	----------	-----	-----------	------

BUDGET SUMMARIES REPORT
ACCOUNT SUMMARY MAY 2023

FOR 2023 08

	ORIGINAL APPROP	REVISED BUDGET	YTD ACTUAL	MTD ACTUAL	ENCUMBRANCES	AVAILABLE BUDGET	PCT USE/COL
01104330 510100 FICA	3,361.00	3,361.00	2,095.57	122.95	.00	1,265.43	62.3
01104330 510200 MEDICARE	786.00	786.00	490.12	28.76	.00	295.88	62.4
01104330 510300 RETIREMENT	6,022.00	6,022.00	4,019.55	231.60	.00	2,002.45	66.7
01104330 510400 GROUP HEALTH INSUR	7,531.00	7,531.00	4,628.59	272.27	.00	2,902.41	61.5
01104330 510500 GROUP DENTAL INSUR	416.00	416.00	266.73	15.69	.00	149.27	64.1
01104330 510600 LIFE INSURANCE	78.00	78.00	38.08	2.24	.00	39.92	48.8
01104330 510900 WORKER'S COMPENSAT	2,287.00	2,287.00	.00	.00	.00	2,287.00	.0
01104330 520100 SUPPLIES/OTH OPER	1,500.00	1,500.00	.00	.00	.00	1,500.00	.0
01104330 522400 UNIFORMS	1,500.00	1,500.00	.00	.00	.00	1,500.00	.0
01104330 522800 LAW BOOKS	100.00	100.00	.00	.00	.00	100.00	.0
01104330 530100 EQUIPMENT OPER/MAI	12,000.00	6,000.00	.00	.00	.00	6,000.00	.0
01104330 530200 VEHICLE OPERATION/	8,000.00	14,000.00	2,118.75	224.71	2,881.25	9,000.00	35.7
01104330 540100 COMMUNICATIONS - M	3,000.00	3,000.00	.00	.00	.00	3,000.00	.0
01104330 550300 TRAVEL AND TRAININ	1,500.00	1,500.00	165.00	.00	.00	1,335.00	11.0
TOTAL CONSTABLE PCT 3	102,282.00	102,282.00	49,261.44	2,982.87	2,881.25	50,139.31	51.0%

044 CONSTABLE PCT 4

01104430 500100 ELECTED OFFICIALS	54,201.00	54,201.00	35,439.05	2,084.65	.00	18,761.95	65.4
01104430 510100 FICA	3,361.00	3,361.00	1,971.90	115.86	.00	1,389.10	58.7
01104430 510200 MEDICARE	786.00	786.00	461.18	27.10	.00	324.82	58.7
01104430 510300 RETIREMENT	6,022.00	6,022.00	4,019.55	231.60	.00	2,002.45	66.7
01104430 510400 GROUP HEALTH INSUR	13,988.00	13,988.00	9,133.59	537.27	.00	4,854.41	65.3
01104430 510500 GROUP DENTAL INSUR	728.00	728.00	460.36	27.08	.00	267.64	63.2
01104430 510600 LIFE INSURANCE	78.00	78.00	38.08	2.24	.00	39.92	48.8
01104430 510900 WORKER'S COMPENSAT	2,287.00	2,287.00	.00	.00	.00	2,287.00	.0
01104430 520100 SUPPLIES/OTH OPER	2,570.00	2,570.00	1,410.38	109.20	564.55	595.07	76.8
01104430 522400 UNIFORMS	1,000.00	1,000.00	675.30	26.25	.00	324.70	67.5
01104430 523100 NON-CAPITAL EQUIPM	.00	1,850.00	.00	.00	1,525.00	325.00	82.4
01104430 530100 EQUIPMENT OPER/MAI	300.00	300.00	19.99	.00	.00	280.01	6.7
01104430 530200 VEHICLE OPERATION/	12,500.00	12,500.00	2,512.18	316.64	2,674.67	7,313.15	41.5
01104430 540100 COMMUNICATIONS - M	2,050.00	2,050.00	547.39	78.21	472.61	1,030.00	49.8
01104430 550300 TRAVEL AND TRAININ	2,200.00	2,190.00	185.00	135.00	.00	2,005.00	8.4
01104430 550500 ASSOCIATION DUES	120.00	130.00	130.00	60.00	.00	.00	100.0
01104430 664400 CAPITAL OUTLAY-CON	50,210.00	48,360.00	42,320.00	42,320.00	.00	6,040.00	87.5
TOTAL CONSTABLE PCT 4	152,401.00	152,401.00	99,323.95	46,071.10	5,236.83	47,840.22	68.6%

045 MEDICAL EXAMINER

01104530 500200 APPOINTED OFFICIAL	132,300.00	132,300.00	86,503.82	5,088.46	.00	45,796.18	65.4
------------------------------------	------------	------------	-----------	----------	-----	-----------	------

BUDGET SUMMARIES REPORT
ACCOUNT SUMMARY MAY 2023

FOR 2023 08

	ORIGINAL APPROP	REVISED BUDGET	YTD ACTUAL	MTD ACTUAL	ENCUMBRANCES	AVAILABLE BUDGET	PCT USE/COL
01104530 500600 STAFF EMPLOYEES	576,249.00	576,249.00	312,710.03	18,524.63	.00	263,538.97	54.3
01104530 500700 OVERTIME COMPENSAT	1,000.00	1,000.00	.00	.00	.00	1,000.00	.0
01104530 510100 FICA	43,992.00	43,992.00	24,064.18	1,421.37	.00	19,927.82	54.7
01104530 510200 MEDICARE	10,288.00	10,288.00	5,627.81	332.41	.00	4,660.19	54.7
01104530 510300 RETIREMENT	78,831.00	78,831.00	45,245.20	2,623.43	.00	33,585.80	57.4
01104530 510400 GROUP HEALTH INSUR	102,965.00	102,965.00	45,352.25	2,946.07	.00	57,612.75	44.0
01104530 510500 GROUP DENTAL INSUR	5,120.00	5,120.00	2,171.72	140.76	.00	2,948.28	42.4
01104530 510600 LIFE INSURANCE	780.00	780.00	358.40	22.40	.00	421.60	45.9
01104530 510700 UNEMPLOYMENT INSUR	922.00	922.00	484.91	30.68	.00	437.09	52.6
01104530 510900 WORKER'S COMPENSAT	8,727.00	8,727.00	5,081.56	290.44	.00	3,645.44	58.2
01104530 520100 SUPPLIES/OTH OPER	119,726.00	119,726.00	16,143.79	4,067.21	32,823.98	70,758.23	40.9
01104530 522400 UNIFORMS	5,000.00	5,000.00	872.50	332.29	434.15	3,693.35	26.1
01104530 530200 VEHICLE OPERATION/	30,000.00	30,000.00	11,933.63	4,350.22	6,229.01	11,837.36	60.5
01104530 540100 COMMUNICATIONS - M	4,285.00	4,285.00	2,033.49	300.11	1,506.51	745.00	82.6
01104530 550300 TRAVEL AND TRAININ	30,000.00	30,000.00	19,757.30	602.00	.00	10,242.70	65.9
01104530 550500 ASSOCIATION DUES	450.00	450.00	450.00	.00	.00	.00	100.0
01104530 561400 PROFESSIONAL SERVI	1,100,000.00	1,100,000.00	809,978.77	127,054.87	290,021.23	.00	100.0
01104530 562200 CONTRACT SERVICES	300,160.00	300,160.00	159,629.00	19,910.00	140,531.00	.00	100.0
01104530 570200 BUILDING RENTAL	209,960.00	209,960.00	138,223.69	17,496.67	69,986.68	1,749.63	99.2
01104530 580100 INSURANCE AND BOND	100.00	100.00	.00	.00	.00	100.00	.0
TOTAL MEDICAL EXAMINER	2,760,855.00	2,760,855.00	1,686,622.05	205,534.02	541,532.56	532,700.39	80.7%

046 SHERIFF

01104630 500100 ELECTED OFFICIALS	124,938.00	124,938.00	81,690.27	4,805.31	.00	43,247.73	65.4
01104630 500600 STAFF EMPLOYEES	10,429,228.00	10,429,228.00	6,305,051.02	376,010.79	.00	4,124,176.98	60.5
01104630 500700 OVERTIME COMPENSAT	315,000.00	315,000.00	295,170.08	34,172.01	.00	19,829.92	93.7
01104630 500900 PART TIME POSITION	72,322.00	72,322.00	40,748.86	2,393.62	.00	31,573.14	56.3
01104630 501300 LONGEVITY	65,000.00	65,000.00	36,521.60	.00	.00	28,478.40	56.2
01104630 501400 INCENTIVE PAY	300,000.00	300,000.00	220,085.67	13,515.43	.00	79,914.33	73.4
01104630 510100 FICA	696,352.00	696,352.00	415,983.58	25,971.85	.00	280,368.42	59.7
01104630 510200 MEDICARE	162,857.00	162,857.00	97,286.42	6,074.03	.00	65,570.58	59.7
01104630 510300 RETIREMENT	1,247,819.00	1,247,819.00	798,681.78	48,960.20	.00	449,137.22	64.0
01104630 510400 GROUP HEALTH INSUR	1,503,180.00	1,503,180.00	943,079.80	58,909.87	.00	560,100.20	62.7
01104630 510500 GROUP DENTAL INSUR	78,694.00	78,694.00	48,349.43	2,978.26	.00	30,344.57	61.4
01104630 510600 LIFE INSURANCE	10,020.00	10,020.00	5,665.30	347.92	.00	4,354.70	56.5
01104630 510700 UNEMPLOYMENT INSUR	11,439.00	11,439.00	8,464.63	566.68	.00	2,974.37	74.0
01104630 510900 WORKER'S COMPENSAT	468,697.00	468,697.00	293,920.21	18,394.19	.00	174,776.79	62.7
01104630 520100 SUPPLIES/OTH OPER	395,000.00	476,543.00	291,697.15	15,683.99	58,863.59	125,982.26	73.6
01104630 522400 UNIFORMS	161,000.00	161,000.00	55,711.55	8,374.35	85,162.15	20,126.30	87.5
01104630 522800 LAW BOOKS	3,500.00	3,500.00	.00	.00	.00	3,500.00	.0

BUDGET SUMMARIES REPORT
ACCOUNT SUMMARY MAY 2023

FOR 2023 08

	ORIGINAL APPROP	REVISED BUDGET	YTD ACTUAL	MTD ACTUAL	ENCUMBRANCES	AVAILABLE BUDGET	PCT USE/COL
01104630 523000 NON-CAPITAL SOFTWA	11,000.00	11,000.00	94.40	.00	.00	10,905.60	.9
01104630 523100 NON-CAPITAL EQUIPM	169,300.00	172,944.00	110,270.71	.00	51,186.92	11,486.37	93.4
01104630 530100 EQUIPMENT OPER/MAI	185,600.00	185,600.00	5,258.53	1,459.66	7,707.51	172,633.96	7.0
01104630 530200 VEHICLE OPERATION/	1,195,145.00	1,190,145.00	484,498.27	98,580.38	660,818.11	44,828.62	96.2
01104630 530800 SOFTWARE MAINTENAN	66,675.00	66,675.00	11,783.51	50.00	2,433.61	52,457.88	21.3
01104630 540100 COMMUNICATIONS - M	141,400.00	141,400.00	59,854.28	5,603.93	62,531.90	19,013.82	86.6
01104630 550300 TRAVEL AND TRAININ	102,000.00	102,000.00	45,325.55	8,052.38	.00	56,674.45	44.4
01104630 550500 ASSOCIATION DUES	2,159.00	2,159.00	618.10	266.00	.00	1,540.90	28.6
01104630 551100 LICENSE AND FEES	500.00	500.00	.00	.00	.00	500.00	.0
01104630 561300 EMPLOYEE MEDICAL S	3,000.00	4,100.00	1,365.00	.00	2,525.00	210.00	94.9
01104630 561400 PROFESSIONAL SERVI	35,000.00	35,000.00	3,523.76	.00	24,203.00	7,273.24	79.2
01104630 562200 CONTRACT SERVICES	25,100.00	25,100.00	13,095.52	523.28	4,837.48	7,167.00	71.4
01104630 580100 INSURANCE AND BOND	1,200.00	1,200.00	565.00	.00	.00	635.00	47.1
01104630 590600 INVESTIGATIVE EXPE	16,100.00	16,100.00	12,602.62	685.44	3,442.85	54.53	99.7
01104630 599400 EMERGENCY MGT OPER	11,000.00	11,000.00	5,560.33	498.24	.00	5,439.67	50.5
01104630 599700 CLEANUP PROGRAM	14,000.00	14,000.00	.00	.00	12,000.00	2,000.00	85.7
01104630 664600 CAPITAL OUTLAY-SHE	1,264,000.00	1,372,465.00	452,767.25	155,297.14	900,863.93	18,833.82	98.6
TOTAL SHERIFF	19,288,225.00	19,477,977.00	11,145,290.18	888,174.95	1,876,576.05	6,456,110.77	66.9%

047 DETENTION CENTER

01104730 500600 STAFF EMPLOYEES	21,032,879.00	21,032,879.00	12,355,437.89	698,491.16	.00	8,677,441.11	58.7
01104730 500700 OVERTIME COMPENSAT	510,000.00	510,000.00	1,249,228.27	154,431.14	.00	-739,228.27	244.9
01104730 501300 LONGEVITY	48,000.00	48,000.00	19,720.00	.00	.00	28,280.00	41.1
01104730 501400 INCENTIVE PAY	400,000.00	400,000.00	213,364.95	12,196.23	.00	186,635.05	53.3
01104730 510100 FICA	1,166,507.00	1,166,507.00	829,447.17	52,262.34	.00	337,059.83	71.1
01104730 510200 MEDICARE	272,812.00	272,812.00	193,983.84	12,222.63	.00	78,828.16	71.1
01104730 510300 RETIREMENT	2,090,305.00	2,090,305.00	1,579,826.12	97,344.20	.00	510,478.88	75.6
01104730 510400 GROUP HEALTH INSUR	3,151,777.00	3,151,777.00	1,773,956.52	104,223.21	.00	1,377,820.48	56.3
01104730 510500 GROUP DENTAL INSUR	156,907.00	156,907.00	86,539.93	5,060.29	.00	70,367.07	55.2
01104730 510600 LIFE INSURANCE	21,120.00	21,120.00	11,092.41	647.54	.00	10,027.59	52.5
01104730 510700 UNEMPLOYMENT INSUR	24,459.00	24,459.00	16,886.42	1,139.20	.00	7,572.58	69.0
01104730 510900 WORKER'S COMPENSAT	793,977.00	793,977.00	587,954.60	36,975.07	.00	206,022.40	74.1
01104730 520100 SUPPLIES/OTH OPER	369,600.00	369,336.00	203,775.11	13,808.86	131,603.63	33,957.26	90.8
01104730 520600 KITCHEN SUPPLIES	36,000.00	36,000.00	14,493.05	9,403.38	10,887.96	10,618.99	70.5
01104730 521900 FOOD	1,610,000.00	1,610,000.00	1,024,393.84	139,046.78	538,606.16	47,000.00	97.1
01104730 522400 UNIFORMS	154,000.00	154,000.00	48,299.46	20,642.42	72,621.56	33,078.98	78.5
01104730 522600 INMATE SUPPLIES	287,950.00	287,950.00	166,525.96	16,133.72	120,996.27	427.77	99.9
01104730 522800 LAW BOOKS	1,200.00	1,200.00	.00	.00	.00	1,200.00	.0
01104730 523000 NON-CAPITAL SOFTWA	2,000.00	2,000.00	.00	.00	.00	2,000.00	.0
01104730 523100 NON-CAPITAL EQUIPM	17,000.00	28,024.00	26,921.98	.00	.00	1,102.02	96.1

BUDGET SUMMARIES REPORT
ACCOUNT SUMMARY MAY 2023

FOR 2023 08

	ORIGINAL APPROP	REVISED BUDGET	YTD ACTUAL	MTD ACTUAL	ENCUMBRANCES	AVAILABLE BUDGET	PCT USE/COL
01104730 530100 EQUIPMENT OPER/MAI	73,200.00	73,200.00	13,793.55	.00	26,930.93	32,475.52	55.6
01104730 540100 COMMUNICATIONS - M	54,500.00	54,500.00	17,915.54	.00	26,084.46	10,500.00	80.7
01104730 550300 TRAVEL AND TRAININ	82,000.00	82,000.00	35,346.39	3,780.27	433.04	46,220.57	43.6
01104730 550500 ASSOCIATION DUES	2,581.00	2,581.00	846.00	60.00	.00	1,735.00	32.8
01104730 551100 LICENSE AND FEES	6,640.00	6,640.00	385.00	.00	635.00	5,620.00	15.4
01104730 561100 INMATE MEDICAL	1,000.00	1,000.00	.00	.00	.00	1,000.00	.0
01104730 561300 EMPLOYEE MEDICAL S	25,000.00	25,000.00	14,625.00	2,625.00	7,375.00	3,000.00	88.0
01104730 562200 CONTRACT SERVICES	1,593,819.00	1,593,819.00	650,888.05	189,186.14	942,750.89	180.06	100.0
01104730 580100 INSURANCE AND BOND	3,500.00	3,500.00	710.00	.00	1,690.00	1,100.00	68.6
01104730 664700 CAPITAL OUTLAY-JAI	72,500.00	80,670.00	80,669.30	36,813.00	.00	.70	100.0

TOTAL DETENTION CENTER 34,061,233.00 34,080,163.00 21,217,026.35 1,606,492.58 1,880,614.90 10,982,521.75 67.8%

048 INMATE TRANSPORTATION

01104830 520100 SUPPLIES/OTH OPER	10,700.00	10,700.00	1,137.63	.00	3,136.14	6,426.23	39.9
01104830 523100 NON-CAPITAL EQUIPM	11,700.00	11,700.00	6,381.54	.00	.00	5,318.46	54.5
01104830 530200 VEHICLE OPERATION/	73,890.00	73,890.00	30,535.23	4,934.69	39,585.15	3,769.62	94.9
01104830 550100 INMATE TRANSPORTAT	53,000.00	53,000.00	35,521.40	2,481.56	99.22	17,379.38	67.2
01104830 561100 INMATE MEDICAL	10,000.00	10,000.00	3,564.90	2,058.36	2,078.41	4,356.69	56.4
01104830 590500 INMATE BOARD BILLS	648,000.00	1,648,000.00	525,137.00	227,914.00	755,163.00	367,700.00	77.7
01104830 604800 CAPITAL OUTLAY-INM	36,000.00	36,000.00	36,000.00	.00	.00	.00	100.0

TOTAL INMATE TRANSPORTATION 843,290.00 1,843,290.00 638,277.70 237,388.61 800,061.92 404,950.38 78.0%

049 PUBLIC SAFETY

01104930 530100 EQUIPMENT OPER/MAI	70,000.00	70,000.00	.00	.00	.00	70,000.00	.0
01104930 562300 INTER LOCAL AGREEM	1,841,412.00	1,841,412.00	1,702,459.90	60,964.42	72,122.89	66,829.21	96.4
01104930 562400 PRISONER REIMB - U	150,000.00	150,000.00	32,586.75	.00	117,413.25	.00	100.0
01104930 563800 CONTRACT SERV-CARE	15,000.00	15,000.00	10,000.00	1,250.00	5,000.00	.00	100.0

TOTAL PUBLIC SAFETY 2,076,412.00 2,076,412.00 1,745,046.65 62,214.42 194,536.14 136,829.21 93.4%

057 COMM SUPERVISION & CORRECTIONS

01105735 520100 SUPPLIES/OTH OPER	.00	12,300.00	7,180.61	2,933.50	1,400.52	3,718.87	69.8
01105735 523100 NON-CAPITAL EQUIPM	123,000.00	110,700.00	.00	.00	.00	110,700.00	.0

BUDGET SUMMARIES REPORT
ACCOUNT SUMMARY MAY 2023

FOR 2023 08

	ORIGINAL APPROP	REVISED BUDGET	YTD ACTUAL	MTD ACTUAL	ENCUMBRANCES	AVAILABLE BUDGET	PCT USE/COL
--	-----------------	----------------	------------	------------	--------------	------------------	-------------

TOTAL COMM SUPERVISION & CORRE	123,000.00	123,000.00	7,180.61	2,933.50	1,400.52	114,418.87	7.0%
--------------------------------	------------	------------	----------	----------	----------	------------	------

061 FACILITY MAINTENANCE

01106140 500600 STAFF EMPLOYEES	3,206,926.00	3,206,926.00	1,650,425.14	105,176.32	.00	1,556,500.86	51.5
01106140 500700 OVERTIME COMPENSAT	70,500.00	70,500.00	43,951.61	2,407.08	.00	26,548.39	62.3
01106140 500800 TEMPORARY	62,217.00	62,217.00	14,387.78	316.25	.00	47,829.22	23.1
01106140 500900 PART TIME POSITION	38,308.00	38,308.00	21,171.18	1,285.73	.00	17,136.82	55.3
01106140 510100 FICA	209,433.00	209,433.00	103,757.15	6,511.66	.00	105,675.85	49.5
01106140 510200 MEDICARE	48,980.00	48,980.00	24,266.01	1,522.89	.00	24,713.99	49.5
01106140 510300 RETIREMENT	368,378.00	368,378.00	195,440.70	12,095.34	.00	172,937.30	53.1
01106140 510400 GROUP HEALTH INSUR	518,741.00	518,741.00	255,980.32	15,352.56	.00	262,760.68	49.3
01106140 510500 GROUP DENTAL INSUR	18,535.00	18,535.00	14,409.35	895.42	.00	4,125.65	77.7
01106140 510600 LIFE INSURANCE	4,020.00	4,020.00	1,893.82	118.72	.00	2,126.18	47.1
01106140 510700 UNEMPLOYMENT INSUR	4,391.00	4,391.00	2,111.62	141.91	.00	2,279.38	48.1
01106140 510900 WORKER'S COMPENSAT	158,764.00	158,764.00	80,310.21	5,049.77	.00	78,453.79	50.6
01106140 520100 SUPPLIES/OTH OPER	248,451.00	248,451.00	88,598.19	23,710.73	46,719.72	113,133.09	54.5
01106140 523100 NON-CAPITAL EQUIPM	8,400.00	13,400.00	11,820.90	4,700.00	1,424.77	154.33	98.8
01106140 530100 EQUIPMENT OPER/MAI	256,820.00	256,820.00	47,503.31	3,552.78	38,657.70	170,658.99	33.5
01106140 530200 VEHICLE OPERATION/	41,395.00	41,395.00	15,633.17	1,876.93	10,756.47	15,005.36	63.8
01106140 530500 BUILDING MAINTENAN	398,986.00	398,986.00	127,632.02	17,574.75	93,528.70	177,825.28	55.4
01106140 530900 GROUNDS MAINTENANC	25,165.00	25,165.00	3,256.37	1,211.51	.00	21,908.63	12.9
01106140 540100 COMMUNICATIONS - M	24,225.00	24,225.00	11,899.82	1,770.68	9,100.18	3,225.00	86.7
01106140 540600 UTILITIES	2,149,500.00	1,750,053.00	1,321,973.02	249,713.29	419,528.14	8,551.84	99.5
01106140 550300 TRAVEL AND TRAININ	49,945.00	49,945.00	22,412.74	7,629.42	3,500.00	24,032.26	51.9
01106140 551100 LICENSE AND FEES	4,485.00	4,485.00	320.00	.00	.00	4,165.00	7.1
01106140 562200 CONTRACT SERVICES	178,240.00	178,240.00	85,342.44	10,892.72	78,727.82	14,169.74	92.1
01106140 570100 RENTALS AND LEASES	2,500.00	2,500.00	.00	.00	.00	2,500.00	.0
01106140 585000 TAXES	5,200.00	5,200.00	2,516.46	347.99	2,683.54	.00	100.0
01106140 666100 CAPITAL OUTLAY-MAI	35,500.00	30,500.00	.00	.00	22,526.42	7,973.58	73.9
TOTAL FACILITY MAINTENANCE	8,138,005.00	7,738,558.00	4,147,013.33	473,854.45	727,153.46	2,864,391.21	63.0%

064 AUTO THEFT TASK FORCE

01106425 520100 SUPPLIES/OTH OPER	3,000.00	3,000.00	.00	.00	2,722.10	277.90	90.7
01106425 523100 NON-CAPITAL EQUIPM	6,840.00	6,840.00	.00	.00	.00	6,840.00	.0
TOTAL AUTO THEFT TASK FORCE	9,840.00	9,840.00	.00	.00	2,722.10	7,117.90	27.7%

068 GENERAL ASSISTANCE

BUDGET SUMMARIES REPORT
ACCOUNT SUMMARY MAY 2023

FOR 2023 08

	ORIGINAL APPROP	REVISED BUDGET	YTD ACTUAL	MTD ACTUAL	ENCUMBRANCES	AVAILABLE BUDGET	PCT USE/COL
01106855 500600 STAFF EMPLOYEES	165,891.00	165,891.00	106,283.16	6,251.95	.00	59,607.84	64.1
01106855 500900 PART TIME POSITION	20,299.00	20,299.00	9,895.49	633.94	.00	10,403.51	48.7
01106855 510100 FICA	11,544.00	11,544.00	6,972.03	413.26	.00	4,571.97	60.4
01106855 510200 MEDICARE	2,700.00	2,700.00	1,630.44	96.64	.00	1,069.56	60.4
01106855 510300 RETIREMENT	20,686.00	20,686.00	13,177.26	765.02	.00	7,508.74	63.7
01106855 510400 GROUP HEALTH INSUR	11,700.00	11,700.00	18,916.41	1,112.73	.00	-7,216.41	161.7
01106855 510500 GROUP DENTAL INSUR	468.00	468.00	865.64	50.92	.00	-397.64	185.0
01106855 510600 LIFE INSURANCE	180.00	180.00	114.24	6.72	.00	65.76	63.5
01106855 510700 UNEMPLOYMENT INSUR	242.00	242.00	140.80	8.95	.00	101.20	58.2
01106855 510900 WORKER'S COMPENSAT	503.00	503.00	313.69	18.59	.00	189.31	62.4
01106855 520100 SUPPLIES/OTH OPER	3,500.00	3,500.00	1,369.98	190.05	34.69	2,095.33	40.1
01106855 540100 COMMUNICATIONS - M	1,000.00	1,000.00	281.40	40.18	718.60	.00	100.0
01106855 561900 FUNERALS	137,000.00	137,000.00	47,905.35	5,215.00	.00	89,094.65	35.0
01106855 580100 INSURANCE AND BOND	150.00	150.00	.00	.00	.00	150.00	.0
01106855 590900 WELFARE - FOOD	1,500.00	1,500.00	200.00	.00	.00	1,300.00	13.3
01106855 591000 WELFARE - SHELTER	71,800.00	71,800.00	28,406.75	4,518.00	.00	43,393.25	39.6
01106855 591800 WELFARE - UTILITIE	66,300.00	66,300.00	30,115.07	4,524.23	.00	36,184.93	45.4
01106855 593900 WELFARE - EMERGENC	4,000.00	4,000.00	.00	.00	.00	4,000.00	.0
TOTAL GENERAL ASSISTANCE	519,463.00	519,463.00	266,587.71	23,846.18	753.29	252,122.00	51.5%
070 VETERAN'S AFFAIRS							
01107055 500600 STAFF EMPLOYEES	50,277.00	50,277.00	32,582.72	1,920.16	.00	17,694.28	64.8
01107055 510100 FICA	3,117.00	3,117.00	1,861.15	109.70	.00	1,255.85	59.7
01107055 510200 MEDICARE	729.00	729.00	435.35	25.66	.00	293.65	59.7
01107055 510300 RETIREMENT	5,586.00	5,586.00	3,695.79	213.33	.00	1,890.21	66.2
01107055 510400 GROUP HEALTH INSUR	11,700.00	11,700.00	7,621.95	448.35	.00	4,078.05	65.1
01107055 510500 GROUP DENTAL INSUR	468.00	468.00	302.09	17.77	.00	165.91	64.5
01107055 510600 LIFE INSURANCE	78.00	78.00	38.08	2.24	.00	39.92	48.8
01107055 510700 UNEMPLOYMENT INSUR	65.00	65.00	39.52	2.50	.00	25.48	60.8
01107055 510900 WORKER'S COMPENSAT	240.00	240.00	87.90	5.18	.00	152.10	36.6
TOTAL VETERAN'S AFFAIRS	72,260.00	72,260.00	46,664.55	2,744.89	.00	25,595.45	64.6%
072 TEXAS AgriLIFE EXT							
01107260 500200 APPOINTED OFFICIAL	140,069.00	140,069.00	78,895.48	4,640.91	.00	61,173.52	56.3
01107260 500600 STAFF EMPLOYEES	93,444.00	93,444.00	48,254.85	3,029.52	.00	45,189.15	51.6

BUDGET SUMMARIES REPORT
ACCOUNT SUMMARY MAY 2023

FOR 2023 08

	ORIGINAL APPROP	REVISED BUDGET	YTD ACTUAL	MTD ACTUAL	ENCUMBRANCES	AVAILABLE BUDGET	PCT USE/COL
01107260 500900 PART TIME POSITION	12,854.00	12,854.00	7,456.05	434.70	.00	5,397.95	58.0
01107260 510100 FICA	15,275.00	15,275.00	8,339.82	500.13	.00	6,935.18	54.6
01107260 510200 MEDICARE	3,572.00	3,572.00	1,950.20	116.95	.00	1,621.80	54.6
01107260 510300 RETIREMENT	27,371.00	27,371.00	6,293.27	384.88	.00	21,077.73	23.0
01107260 510400 GROUP HEALTH INSUR	52,718.00	52,718.00	4,891.41	287.73	.00	47,826.59	9.3
01107260 510500 GROUP DENTAL INSUR	2,907.00	2,907.00	442.59	35.23	.00	2,464.41	15.2
01107260 510600 LIFE INSURANCE	420.00	420.00	58.24	4.48	.00	361.76	13.9
01107260 510700 UNEMPLOYMENT INSUR	320.00	320.00	164.70	10.55	.00	155.30	51.5
01107260 510900 WORKER'S COMPENSAT	665.00	665.00	150.43	9.35	.00	514.57	22.6
01107260 520100 SUPPLIES/OTH OPER	15,049.00	15,049.00	3,890.08	312.73	6,044.98	5,113.94	66.0
01107260 522500 POSTAGE	200.00	200.00	.00	.00	.00	200.00	.0
01107260 530200 VEHICLE OPERATION/	12,500.00	12,500.00	3,806.62	363.27	6,052.09	2,641.29	78.9
01107260 540100 COMMUNICATIONS - M	3,703.00	3,703.00	1,175.80	254.30	1,586.82	940.38	74.6
01107260 550300 TRAVEL AND TRAININ	38,435.00	38,435.00	9,522.96	1,179.59	300.00	28,612.04	25.6
01107260 550500 ASSOCIATION DUES	1,630.00	1,630.00	1,305.00	195.00	.00	325.00	80.1
01107260 551100 LICENSE AND FEES	101.00	101.00	76.94	.00	.00	24.06	76.2
01107260 562300 INTER LOCAL AGREEM	2,500.00	2,500.00	2,500.00	.00	.00	.00	100.0
01107260 580100 INSURANCE AND BOND	180.00	180.00	.00	.00	.00	180.00	.0
01107260 600700 CAPITAL OUTLAY-EXT	49,490.00	49,490.00	49,490.00	.00	.00	.00	100.0
TOTAL TEXAS AgriLIFE EXT	473,403.00	473,403.00	228,664.44	11,759.32	13,983.89	230,754.67	51.3%

077 ELECTIONS

01107770 500200 APPOINTED OFFICIAL	92,813.00	92,813.00	58,750.81	3,455.93	.00	34,062.19	63.3
01107770 500600 STAFF EMPLOYEES	397,139.00	397,139.00	218,178.24	13,294.19	.00	178,960.76	54.9
01107770 500700 OVERTIME COMPENSAT	68,212.00	68,212.00	12,497.65	47.55	.00	55,714.35	18.3
01107770 500800 TEMPORARY	30,000.00	30,000.00	.00	.00	.00	30,000.00	.0
01107770 502000 LBK CO EMP - ELECT	25,000.00	25,000.00	6,974.02	-69.30	.00	18,025.98	27.9
01107770 502100 LBK CO EMP OT - EL	35,000.00	35,000.00	9,562.01	.00	.00	25,437.99	27.3
01107770 510100 FICA	36,466.00	36,466.00	17,906.05	978.66	.00	18,559.95	49.1
01107770 510200 MEDICARE	9,421.00	9,421.00	4,187.63	228.87	.00	5,233.37	44.4
01107770 510300 RETIREMENT	62,012.00	62,012.00	34,867.32	1,866.21	.00	27,144.68	56.2
01107770 510400 GROUP HEALTH INSUR	67,780.00	67,780.00	46,475.31	2,961.54	.00	21,304.69	68.6
01107770 510500 GROUP DENTAL INSUR	3,737.00	3,737.00	2,253.75	142.84	.00	1,483.25	60.3
01107770 510600 LIFE INSURANCE	541.00	541.00	278.22	17.92	.00	262.78	51.4
01107770 510700 UNEMPLOYMENT INSUR	765.00	765.00	364.82	21.83	.00	400.18	47.7
01107770 510900 WORKER'S COMPENSAT	1,588.00	1,588.00	1,419.27	45.36	.00	168.73	89.4
01107770 520100 SUPPLIES/OTH OPER	294,342.00	294,342.00	115,841.55	17,626.55	56,710.43	121,790.02	58.6
01107770 522500 POSTAGE	1,800.00	1,800.00	1,100.00	.00	.00	700.00	61.1
01107770 522900 PUBLICATIONS LEGAL	450.00	450.00	252.00	.00	.00	198.00	56.0
01107770 530100 EQUIPMENT OPER/MAI	2,500.00	2,500.00	.00	.00	.00	2,500.00	.0

BUDGET SUMMARIES REPORT
ACCOUNT SUMMARY MAY 2023

FOR 2023 08

	ORIGINAL APPROP	REVISED BUDGET	YTD ACTUAL	MTD ACTUAL	ENCUMBRANCES	AVAILABLE BUDGET	PCT USE/COL
01107770 530200 VEHICLE OPERATION/	4,000.00	4,000.00	711.65	128.92	2,341.03	947.32	76.3
01107770 540100 COMMUNICATIONS - M	73,800.00	73,800.00	22,879.99	5,472.08	32,012.19	18,907.82	74.4
01107770 550300 TRAVEL AND TRAININ	29,100.00	29,100.00	9,065.38	288.28	.00	20,034.62	31.2
01107770 550500 ASSOCIATION DUES	2,779.00	2,779.00	2,250.00	.00	.00	529.00	81.0
01107770 561400 PROFESSIONAL SERVI	20,500.00	20,500.00	4,407.00	.00	423.00	15,670.00	23.6
01107770 562200 CONTRACT SERVICES	710,500.00	710,500.00	139,287.24	.00	319,395.87	251,816.89	64.6
01107770 570100 RENTALS AND LEASES	44,000.00	44,000.00	4,421.78	.00	20,578.22	19,000.00	56.8
01107770 580100 INSURANCE AND BOND	420.00	420.00	121.00	.00	.00	299.00	28.8
TOTAL ELECTIONS	2,014,665.00	2,014,665.00	714,052.69	46,507.43	431,460.74	869,151.57	56.9%
089 LIBRARY SERVICES							
01108980 562300 INTER LOCAL AGREEM	291,658.00	291,658.00	239,785.00	.00	.00	51,873.00	82.2
TOTAL LIBRARY SERVICES	291,658.00	291,658.00	239,785.00	.00	.00	51,873.00	82.2%
090 PUBLIC WORKS							
01109090 500600 STAFF EMPLOYEES	420,530.00	420,530.00	248,579.37	14,810.01	.00	171,950.63	59.1
01109090 510100 FICA	24,937.00	24,937.00	14,726.93	878.98	.00	10,210.07	59.1
01109090 510200 MEDICARE	5,832.00	5,832.00	3,444.25	205.57	.00	2,387.75	59.1
01109090 510300 RETIREMENT	44,686.00	44,686.00	28,217.74	1,645.39	.00	16,468.26	63.1
01109090 510400 GROUP HEALTH INSUR	40,239.00	40,239.00	25,661.72	1,257.88	.00	14,577.28	63.8
01109090 510500 GROUP DENTAL INSUR	2,287.00	2,287.00	1,363.38	64.39	.00	923.62	59.6
01109090 510600 LIFE INSURANCE	300.00	300.00	145.60	6.72	.00	154.40	48.5
01109090 510700 UNEMPLOYMENT INSUR	523.00	523.00	301.17	19.25	.00	221.83	57.6
01109090 510900 WORKER'S COMPENSAT	1,086.00	1,086.00	671.49	39.98	.00	414.51	61.8
01109090 520100 SUPPLIES/OTH OPER	6,500.00	6,500.00	70.27	70.27	3,000.00	3,429.73	47.2
01109090 523000 NON-CAPITAL SOFTWA	500.00	500.00	.00	.00	.00	500.00	.0
01109090 530200 VEHICLE OPERATION/	7,500.00	7,500.00	3,401.28	401.02	3,687.44	411.28	94.5
01109090 540100 COMMUNICATIONS - M	1,460.00	1,460.00	.00	.00	.00	1,460.00	.0
01109090 550300 TRAVEL AND TRAININ	10,000.00	10,000.00	2,662.52	.00	.00	7,337.48	26.6
01109090 550500 ASSOCIATION DUES	1,035.00	1,035.00	444.00	.00	.00	591.00	42.9
01109090 551100 LICENSE AND FEES	430.00	430.00	339.00	.00	.00	91.00	78.8
01109090 561400 PROFESSIONAL SERVI	6,000.00	6,000.00	3,678.29	1,217.03	.00	2,321.71	61.3
01109090 580100 INSURANCE AND BOND	3,100.00	3,100.00	.00	.00	.00	3,100.00	.0
TOTAL PUBLIC WORKS	576,945.00	576,945.00	333,707.01	20,616.49	6,687.44	236,550.55	59.0%
TOTAL GENERAL FUND	.00	-198.00	-22,140,357.18	-21,302.67	9,477,555.99	12,662,603.19	*****%
TOTAL REVENUES	-142,556,377.00	-142,575,307.00	-107,451,747.18	-6,308,271.65	105.00	-35,123,664.82	
TOTAL EXPENSES	142,556,377.00	142,575,109.00	85,311,390.00	6,286,968.98	9,477,450.99	47,786,268.01	

BUDGET SUMMARIES REPORT
ACCOUNT SUMMARY MAY 2023

FOR 2023 08

020	CONSOLIDATED ROAD AND BRIDGE	ORIGINAL APPROP	REVISED BUDGET	YTD ACTUAL	MTD ACTUAL	ENCUMBRANCES	AVAILABLE BUDGET	PCT USE/COL
020 CONSOLIDATED ROAD AND BRIDGE								
000 UNDEFINED								
020 420408	STATE-LATERAL ROADS	-52,500.00	-52,500.00	-51,963.50	.00	.00	-536.50	99.0
020 420700	AUTOMOBILE REGISTRATION	-360,000.00	-360,000.00	-360,000.00	.00	.00	.00	100.0
020 451800	SUBDIVISION PLAT FEE	-10,000.00	-10,000.00	-13,200.00	.00	.00	3,200.00	132.0
020 452000	VEHICLE REG.- SPECIAL F	-2,600,000.00	-2,600,000.00	-1,767,300.00	-290,820.00	.00	-832,700.00	68.0
020 452200	GROSS WEIGHT FEE	-147,000.00	-147,000.00	.00	.00	.00	-147,000.00	.0
020 470000	INTEREST INCOME	-10,000.00	-10,000.00	-136,851.16	.00	.00	126,851.16	1368.5
020 480510	DISPOSAL OF PROPERTY	-362,500.00	-362,500.00	-168,370.65	.00	.00	-194,129.35	46.4
020 489900	OTHER REVENUE	-10,000.00	-10,000.00	-2,994.35	-50.70	.00	-7,005.65	29.9
020 736100	DRAW FROM RESERVES	-800,000.00	-800,000.00	.00	.00	.00	-800,000.00	.0
020 801100	XFER FROM GENERAL FUND	-8,200,104.00	-8,341,204.00	-8,341,204.00	.00	.00	.00	100.0
020 803100	XFER FROM PREC. NO.1 PA	-58,484.00	-58,484.00	-58,484.00	.00	.00	.00	100.0
020 803300	XFER FROM PCT 3 PARK	-58,484.00	-58,484.00	-58,484.00	.00	.00	.00	100.0
020 803400	XFER FROM PCT 4 PARK	-58,484.00	-58,484.00	-58,484.00	.00	.00	.00	100.0
020 810600	XFER FROM ARPA	-4,000,000.00	-4,000,000.00	-4,000,000.00	-4,000,000.00	.00	.00	100.0
TOTAL UNDEFINED		-16,727,556.00	-16,868,656.00	-15,017,335.66	-4,290,870.70	.00	-1,851,320.34	89.0%
190 CONSOLIDATED ROAD AND BRIDGE								
02019090 500600	STAFF EMPLOYEES	3,554,336.00	3,554,336.00	1,946,772.10	118,204.04	.00	1,607,563.90	54.8
02019090 500700	OVERTIME COMPENSAT	20,500.00	20,500.00	19,523.26	133.86	.00	976.74	95.2
02019090 500800	TEMPORARY	20,000.00	20,000.00	.00	.00	.00	20,000.00	.0
02019090 501400	INCENTIVE PAY	.00	.00	48,230.00	2,740.00	.00	-48,230.00	100.0
02019090 510100	FICA	276,308.00	276,308.00	119,654.27	7,188.28	.00	156,653.73	43.3
02019090 510200	MEDICARE	51,376.00	51,376.00	27,984.16	1,681.18	.00	23,391.84	54.5
02019090 510300	RETIREMENT	391,420.00	391,420.00	228,808.26	13,451.78	.00	162,611.74	58.5
02019090 510400	GROUP HEALTH INSUR	542,232.00	542,232.00	321,107.20	19,294.35	.00	221,124.80	59.2
02019090 510500	GROUP DENTAL INSUR	29,465.00	29,465.00	15,648.43	957.89	.00	13,816.57	53.1
02019090 510600	LIFE INSURANCE	4,260.00	4,260.00	2,083.49	129.92	.00	2,176.51	48.9
02019090 510700	UNEMPLOYMENT INSUR	3,452.00	3,452.00	2,452.57	157.42	.00	999.43	71.0
02019090 510900	WORKER'S COMPENSAT	206,427.00	206,427.00	184,114.88	11,042.27	.00	22,312.12	89.2
02019090 520100	SUPPLIES/OTH OPER	2,690,500.00	2,684,500.00	1,403,428.93	689,303.88	994,063.73	287,007.34	89.3
02019090 523100	NON-CAPITAL EQUIPM	31,500.00	31,500.00	1,368.00	.00	.00	30,132.00	4.3
02019090 530100	EQUIPMENT OPER/MAI	470,000.00	470,000.00	355,242.13	28,203.19	111,437.15	3,320.72	99.3
02019090 530200	VEHICLE OPERATION/	687,000.00	687,000.00	502,503.44	64,915.44	175,834.83	8,661.73	98.7

BUDGET SUMMARIES REPORT
ACCOUNT SUMMARY MAY 2023

FOR 2023 08

	ORIGINAL APPROP	REVISED BUDGET	YTD ACTUAL	MTD ACTUAL	ENCUMBRANCES	AVAILABLE BUDGET	PCT USE/COL
02019090 530500 BUILDING MAINTENAN	180,000.00	42,000.00	849.41	31.14	14,393.42	26,757.17	36.3
02019090 530800 SOFTWARE MAINTENAN	39,800.00	39,800.00	8,199.00	.00	.00	31,601.00	20.6
02019090 540100 COMMUNICATIONS - M	30,000.00	35,000.00	13,400.60	1,914.06	6,599.40	15,000.00	57.1
02019090 540600 UTILITIES	30,000.00	38,000.00	22,875.08	1,179.55	11,630.92	3,494.00	90.8
02019090 550300 TRAVEL AND TRAININ	32,000.00	32,000.00	13,394.91	390.00	9,710.00	8,895.09	72.2
02019090 550500 ASSOCIATION DUES	480.00	480.00	.00	.00	.00	480.00	.0
02019090 561400 PROFESSIONAL SERVI	55,000.00	55,000.00	1,222.65	543.40	815.10	52,962.25	3.7
02019090 562200 CONTRACT SERVICES	70,000.00	194,200.00	98,514.11	6,816.34	31,985.89	63,700.00	67.2
02019090 570100 RENTALS AND LEASES	30,000.00	30,000.00	.00	.00	.00	30,000.00	.0
02019090 623000 UNIVERSITY AVENUE	4,500,000.00	4,500,000.00	356,680.05	274,884.00	183,343.95	3,959,976.00	12.0
02019090 640500 HEAVY EQUIPMENT	2,502,000.00	2,502,000.00	628,750.00	.00	1,202,077.84	671,172.16	73.2
02019090 640700 OTHER EQUIPMENT	25,500.00	49,300.00	44,999.00	19,000.00	.00	4,301.00	91.3
02019090 640800 COMPUTER EQUIPMENT	50,000.00	50,000.00	.00	.00	42,647.00	7,353.00	85.3
02019090 650200 VEHICLES - LIGHT T	204,000.00	328,100.00	246,898.21	.00	80,438.60	763.19	99.8
TOTAL CONSOLIDATED ROAD AND BR	16,727,556.00	16,868,656.00	6,614,704.14	1,262,161.99	2,864,977.83	7,388,974.03	56.2%
TOTAL CONSOLIDATED ROAD AND BR	.00	.00	-8,402,631.52	-3,028,708.71	2,864,977.83	5,537,653.69	100.0%
TOTAL REVENUES	-16,727,556.00	-16,868,656.00	-15,017,335.66	-4,290,870.70	.00	-1,851,320.34	
TOTAL EXPENSES	16,727,556.00	16,868,656.00	6,614,704.14	1,262,161.99	2,864,977.83	7,388,974.03	

031 PRECINCT 1 PARK

000 UNDEFINED

031 400100 CURRENT AD VALOREM TAXE	-134,643.00	-134,643.00	-131,305.26	-575.19	.00	-3,337.74	97.5
031 400400 PEN & INT - CURRENT LEV	-552.00	-552.00	-393.75	-65.03	.00	-158.25	71.3
031 400500 DELIQ TAXES - PRIOR YEA	-821.00	-821.00	-281.82	-92.24	.00	-539.18	34.3
031 400600 PEN & INT - PRIOR YEARS	-417.00	-417.00	-296.55	-35.92	.00	-120.45	71.1
031 470000 INTEREST INCOME	-2,500.00	-2,500.00	-12,282.32	.00	.00	9,782.32	491.3
031 481600 CONTRIBUTIONS	-16,000.00	-16,000.00	-6,900.00	-700.00	.00	-9,100.00	43.1
031 736100 DRAW FROM RESERVES	-47,811.00	-47,811.00	.00	.00	.00	-47,811.00	.0
031 902000 XFER TO CONSOLIDATED RO	58,484.00	58,484.00	58,484.00	.00	.00	.00	100.0
TOTAL UNDEFINED	-144,260.00	-144,260.00	-92,975.70	-1,468.38	.00	-51,284.30	64.5%

191 PRECINCT 1 PARK

03119180 500600 STAFF EMPLOYEES	30,956.00	30,956.00	20,277.60	1,192.80	.00	10,678.40	65.5
---------------------------------	-----------	-----------	-----------	----------	-----	-----------	------

BUDGET SUMMARIES REPORT
ACCOUNT SUMMARY MAY 2023

FOR 2023 08

	ORIGINAL APPROP	REVISED BUDGET	YTD ACTUAL	MTD ACTUAL	ENCUMBRANCES	AVAILABLE BUDGET	PCT USE/COL
03119180 500800 TEMPORARY	5,000.00	5,000.00	.00	.00	.00	5,000.00	.0
03119180 510100 FICA	2,229.00	2,229.00	1,216.55	71.56	.00	1,012.45	54.6
03119180 510200 MEDICARE	522.00	522.00	284.58	16.74	.00	237.42	54.5
03119180 510300 RETIREMENT	3,439.00	3,439.00	2,299.94	132.52	.00	1,139.06	66.9
03119180 510400 GROUP HEALTH INSUR	7,531.00	7,531.00	4,891.41	287.73	.00	2,639.59	65.0
03119180 510500 GROUP DENTAL INSUR	415.00	415.00	460.36	27.08	.00	-45.36	110.9
03119180 510600 LIFE INSURANCE	60.00	60.00	38.08	2.24	.00	21.92	63.5
03119180 510700 UNEMPLOYMENT INSUR	28.00	28.00	24.55	1.55	.00	3.45	87.7
03119180 510900 WORKER'S COMPENSAT	2,280.00	2,280.00	1,285.54	75.62	.00	994.46	56.4
03119180 520100 SUPPLIES/OTH OPER	2,500.00	2,500.00	.00	.00	1,500.00	1,000.00	60.0
03119180 523100 NON-CAPITAL EQUIPM	5,400.00	5,400.00	1,164.00	.00	.00	4,236.00	21.6
03119180 530500 BUILDING MAINTENAN	15,600.00	15,600.00	2,077.16	538.93	400.00	13,122.84	15.9
03119180 530900 GROUNDS MAINTENANC	2,000.00	2,000.00	.00	.00	.00	2,000.00	.0
03119180 540100 COMMUNICATIONS - M	3,300.00	3,300.00	1,277.58	185.29	1,119.73	902.69	72.6
03119180 540600 UTILITIES	12,000.00	12,000.00	3,533.94	513.10	5,466.06	3,000.00	75.0
03119180 561400 PROFESSIONAL SERVI	50,000.00	50,000.00	.00	.00	.00	50,000.00	.0
03119180 562200 CONTRACT SERVICES	500.00	500.00	.00	.00	.00	500.00	.0
03119180 570100 RENTALS AND LEASES	500.00	500.00	.00	.00	.00	500.00	.0
TOTAL PRECINCT 1 PARK	144,260.00	144,260.00	38,831.29	3,045.16	8,485.79	96,942.92	32.8%
TOTAL PRECINCT 1 PARK	.00	.00	-54,144.41	1,576.78	8,485.79	45,658.62	100.0%
TOTAL REVENUES	-202,744.00	-202,744.00	-151,459.70	-1,468.38	.00	-51,284.30	
TOTAL EXPENSES	202,744.00	202,744.00	97,315.29	3,045.16	8,485.79	96,942.92	
032 SLATON/ROOSEVELT PARK							
000 UNDEFINED							
032 400100 CURRENT AD VALOREM TAXE	-134,643.00	-134,643.00	-131,305.26	-575.19	.00	-3,337.74	97.5
032 400400 PEN & INT - CURRENT LEV	-552.00	-552.00	-393.75	-65.03	.00	-158.25	71.3
032 400500 DELIQ TAXES - PRIOR YEA	-821.00	-821.00	-281.82	-92.24	.00	-539.18	34.3
032 400600 PEN & INT - PRIOR YEARS	-417.00	-417.00	-296.55	-35.92	.00	-120.45	71.1
032 470000 INTEREST INCOME	-750.00	-750.00	-2,464.38	.00	.00	1,714.38	328.6
032 481600 CONTRIBUTIONS	-8,000.00	-8,000.00	-5,975.00	-600.00	.00	-2,025.00	74.7
TOTAL UNDEFINED	-145,183.00	-145,183.00	-140,716.76	-1,368.38	.00	-4,466.24	96.9%
192 PRECINCT 2 PARK							
03219280 500600 STAFF EMPLOYEES	43,227.00	43,227.00	21,296.12	1,200.00	.00	21,930.88	49.3

BUDGET SUMMARIES REPORT
ACCOUNT SUMMARY MAY 2023

FOR 2023 08

	ORIGINAL APPROP	REVISED BUDGET	YTD ACTUAL	MTD ACTUAL	ENCUMBRANCES	AVAILABLE BUDGET	PCT USE/COL
03219280 500900 PART TIME POSITION	13,071.00	13,071.00	3,078.24	.00	.00	9,992.76	23.6
03219280 510100 FICA	3,711.00	3,711.00	1,500.37	74.40	.00	2,210.63	40.4
03219280 510200 MEDICARE	444.00	444.00	350.89	17.40	.00	93.11	79.0
03219280 510300 RETIREMENT	1,455.00	1,455.00	2,773.34	133.32	.00	-1,318.34	190.6
03219280 510400 GROUP HEALTH INSUR	15,062.00	15,062.00	2,014.11	.00	.00	13,047.89	13.4
03219280 510500 GROUP DENTAL INSUR	830.00	830.00	124.39	.00	.00	705.61	15.0
03219280 510600 LIFE INSURANCE	120.00	120.00	44.80	2.24	.00	75.20	37.3
03219280 510700 UNEMPLOYMENT INSUR	67.00	67.00	29.23	1.56	.00	37.77	43.6
03219280 510900 WORKER'S COMPENSAT	3,796.00	3,796.00	1,545.34	76.08	.00	2,250.66	40.7
03219280 520100 SUPPLIES/OTH OPER	3,000.00	3,000.00	337.06	.00	2,162.94	500.00	83.3
03219280 523100 NON-CAPITAL EQUIPM	1,000.00	1,000.00	.00	.00	.00	1,000.00	.0
03219280 530100 EQUIPMENT OPER/MAI	2,400.00	2,400.00	726.54	.00	.00	1,673.46	30.3
03219280 530500 BUILDING MAINTENAN	10,000.00	8,000.00	4,327.55	35.00	305.00	3,367.45	57.9
03219280 530900 GROUNDS MAINTENANC	10,000.00	5,000.00	4,196.42	2,731.02	314.60	488.98	90.2
03219280 540100 COMMUNICATIONS - M	2,000.00	2,000.00	957.67	96.50	1,042.33	.00	100.0
03219280 540600 UTILITIES	15,000.00	30,000.00	9,594.93	4,003.54	15,305.07	5,100.00	83.0
03219280 562200 CONTRACT SERVICES	15,000.00	11,000.00	8,000.00	.00	.00	3,000.00	72.7
03219280 620500 OTHER IMPROVEMENTS	5,000.00	1,000.00	.00	.00	.00	1,000.00	.0
TOTAL PRECINCT 2 PARK	145,183.00	145,183.00	60,897.00	8,371.06	19,129.94	65,156.06	55.1%
TOTAL SLATON/ROOSEVELT PARK	.00	.00	-79,819.76	7,002.68	19,129.94	60,689.82	100.0%
TOTAL REVENUES	-145,183.00	-145,183.00	-140,716.76	-1,368.38	.00	-4,466.24	
TOTAL EXPENSES	145,183.00	145,183.00	60,897.00	8,371.06	19,129.94	65,156.06	
033 IDALOU/NEW DEAL PARK							
000 UNDEFINED							
033 400100 CURRENT AD VALOREM TAXE	-134,643.00	-134,643.00	-131,305.26	-575.19	.00	-3,337.74	97.5
033 400400 PEN & INT - CURRENT LEV	-552.00	-552.00	-393.75	-65.03	.00	-158.25	71.3
033 400500 DELIQ TAXES - PRIOR YEA	-821.00	-821.00	-281.82	-92.24	.00	-539.18	34.3
033 400600 PEN & INT - PRIOR YEARS	-417.00	-417.00	-296.55	-35.92	.00	-120.45	71.1
033 470000 INTEREST INCOME	-1,000.00	-1,000.00	-6,777.73	.00	.00	5,777.73	677.8
033 481600 CONTRIBUTIONS	-6,200.00	-6,200.00	-5,400.00	-600.00	.00	-800.00	87.1
033 736100 DRAW FROM RESERVES	-20,399.00	-20,399.00	.00	.00	.00	-20,399.00	.0
033 902000 XFER TO CONSOLIDATED R	58,484.00	58,484.00	58,484.00	.00	.00	.00	100.0
TOTAL UNDEFINED	-105,548.00	-105,548.00	-85,971.11	-1,368.38	.00	-19,576.89	81.5%
193 PRECINCT 3 PARK							
03319380 500800 TEMPORARY	3,000.00	3,000.00	.00	.00	.00	3,000.00	.0

BUDGET SUMMARIES REPORT
ACCOUNT SUMMARY MAY 2023

FOR 2023 08

	ORIGINAL APPROP	REVISED BUDGET	YTD ACTUAL	MTD ACTUAL	ENCUMBRANCES	AVAILABLE BUDGET	PCT USE/COL
03319380 500900 PART TIME POSITION	25,424.00	25,424.00	14,450.68	850.04	.00	10,973.32	56.8
03319380 510100 FICA	1,576.00	1,576.00	686.64	40.39	.00	889.36	43.6
03319380 510200 MEDICARE	369.00	369.00	160.65	9.45	.00	208.35	43.5
03319380 510300 RETIREMENT	2,825.00	2,825.00	1,639.03	94.44	.00	1,185.97	58.0
03319380 510400 GROUP HEALTH INSUR	17,743.00	17,743.00	11,601.14	682.42	.00	6,141.86	65.4
03319380 510500 GROUP DENTAL INSUR	415.00	415.00	460.36	27.08	.00	-45.36	110.9
03319380 510600 LIFE INSURANCE	60.00	60.00	38.08	2.24	.00	21.92	63.5
03319380 510700 UNEMPLOYMENT INSUR	24.00	24.00	17.57	1.11	.00	6.43	73.2
03319380 510900 WORKER'S COMPENSAT	1,612.00	1,612.00	916.13	53.89	.00	695.87	56.8
03319380 520100 SUPPLIES/OTH OPER	4,000.00	4,000.00	2,326.45	1,143.21	.00	1,673.55	58.2
03319380 530100 EQUIPMENT OPER/MAI	4,000.00	4,000.00	275.58	.00	.00	3,724.42	6.9
03319380 530200 VEHICLE OPERATION/	500.00	500.00	105.29	.00	202.37	192.34	61.5
03319380 530500 BUILDING MAINTENAN	4,000.00	4,000.00	1,700.28	935.00	675.00	1,624.72	59.4
03319380 530900 GROUNDS MAINTENANC	4,000.00	4,000.00	.00	.00	.00	4,000.00	.0
03319380 540600 UTILITIES	16,000.00	16,000.00	4,620.03	538.54	3,679.97	7,700.00	51.9
03319380 640600 CAPITAL OUTLAY	20,000.00	60,355.00	40,355.00	.00	.00	20,000.00	66.9
TOTAL PRECINCT 3 PARK	105,548.00	145,903.00	79,352.91	4,377.81	4,557.34	61,992.75	57.5%
TOTAL IDALOU/NEW DEAL PARK	.00	40,355.00	-6,618.20	3,009.43	4,557.34	42,415.86	-5.1%
TOTAL REVENUES	-164,032.00	-164,032.00	-144,455.11	-1,368.38	.00	-19,576.89	
TOTAL EXPENSES	164,032.00	204,387.00	137,836.91	4,377.81	4,557.34	61,992.75	
034 SHALLOWATER PARK							
000 UNDEFINED							
034 400100 CURRENT AD VALOREM TAXE	-134,643.00	-134,643.00	-131,305.26	-575.19	.00	-3,337.74	97.5
034 400400 PEN & INT - CURRENT LEV	-552.00	-552.00	-393.75	-65.03	.00	-158.25	71.3
034 400500 DELIQ TAXES - PRIOR YEA	-821.00	-821.00	-281.82	-92.24	.00	-539.18	34.3
034 400600 PEN & INT - PRIOR YEARS	-417.00	-417.00	-296.55	-35.92	.00	-120.45	71.1
034 470000 INTEREST INCOME	-1,000.00	-1,000.00	-7,631.61	.00	.00	6,631.61	763.2
034 481600 CONTRIBUTIONS	-2,250.00	-2,250.00	-4,201.00	-400.00	.00	1,951.00	186.7
034 736100 DRAW FROM RESERVES	-59,948.00	-59,948.00	.00	.00	.00	-59,948.00	.0
034 902000 XFER TO CONSOLIDATED R	58,484.00	58,484.00	58,484.00	.00	.00	.00	100.0
TOTAL UNDEFINED	-141,147.00	-141,147.00	-85,625.99	-1,168.38	.00	-55,521.01	60.7%
194 PRECINCT 4 PARK							
03419480 500700 OVERTIME COMPENSAT	2,500.00	2,500.00	.00	.00	.00	2,500.00	.0

BUDGET SUMMARIES REPORT
ACCOUNT SUMMARY MAY 2023

FOR 2023 08

	ORIGINAL APPROP	REVISED BUDGET	YTD ACTUAL	MTD ACTUAL	ENCUMBRANCES	AVAILABLE BUDGET	PCT USE/COL
03419480 500800 TEMPORARY	1,500.00	1,500.00	.00	.00	.00	1,500.00	.0
03419480 500900 PART TIME POSITION	18,580.00	18,580.00	10,200.00	600.00	.00	8,380.00	54.9
03419480 510100 FICA	1,245.00	1,245.00	632.40	37.20	.00	612.60	50.8
03419480 510200 MEDICARE	291.00	291.00	147.90	8.70	.00	143.10	50.8
03419480 510300 RETIREMENT	1,733.00	1,733.00	1,156.92	66.66	.00	576.08	66.8
03419480 510400 GROUP HEALTH INSUR	7,531.00	7,531.00	.00	.00	.00	7,531.00	.0
03419480 510500 GROUP DENTAL INSUR	415.00	415.00	.00	.00	.00	415.00	.0
03419480 510600 LIFE INSURANCE	60.00	60.00	.00	.00	.00	60.00	.0
03419480 510700 UNEMPLOYMENT INSUR	19.00	19.00	12.36	.78	.00	6.64	65.1
03419480 510900 WORKER'S COMPENSAT	1,273.00	1,273.00	646.68	38.04	.00	626.32	50.8
03419480 520100 SUPPLIES/OTH OPER	6,900.00	6,900.00	1,256.32	40.50	539.51	5,104.17	26.0
03419480 523100 NON-CAPITAL EQUIPM	1,500.00	1,500.00	.00	.00	.00	1,500.00	.0
03419480 530100 EQUIPMENT OPER/MAI	2,000.00	2,000.00	.00	.00	.00	2,000.00	.0
03419480 530500 BUILDING MAINTENAN	10,000.00	10,000.00	657.37	.00	505.00	8,837.63	11.6
03419480 530900 GROUNDS MAINTENANC	10,000.00	10,000.00	450.00	.00	.00	9,550.00	4.5
03419480 540100 COMMUNICATIONS - M	600.00	600.00	337.74	96.50	262.26	.00	100.0
03419480 540600 UTILITIES	22,500.00	22,500.00	5,682.60	612.96	5,317.40	11,500.00	48.9
03419480 561400 PROFESSIONAL SERVI	2,500.00	2,500.00	.00	.00	.00	2,500.00	.0
03419480 640600 CAPITAL OUTLAY	50,000.00	50,000.00	.00	.00	.00	50,000.00	.0
TOTAL PRECINCT 4 PARK	141,147.00	141,147.00	21,180.29	1,501.34	6,624.17	113,342.54	19.7%
TOTAL SHALLOWATER PARK	.00	.00	-64,445.70	332.96	6,624.17	57,821.53	100.0%
TOTAL REVENUES	-199,631.00	-199,631.00	-144,109.99	-1,168.38	.00	-55,521.01	
TOTAL EXPENSES	199,631.00	199,631.00	79,664.29	1,501.34	6,624.17	113,342.54	

041 PERMANENT IMPROVEMENT

000 UNDEFINED

041 400100 CURRENT AD VALOREM TAXE	-2,691,734.00	-2,691,734.00	-2,626,102.47	-11,503.82	.00	-65,631.53	97.6
041 400400 PEN & INT - CURRENT LEV	-11,036.00	-11,036.00	-7,875.17	-1,300.54	.00	-3,160.83	71.4
041 400500 DELIQ TAXES - PRIOR YEA	-16,420.00	-16,420.00	-5,635.96	-1,844.87	.00	-10,784.04	34.3
041 400600 PEN & INT - PRIOR YEARS	-8,344.00	-8,344.00	-5,931.39	-718.42	.00	-2,412.61	71.1
041 470000 INTEREST INCOME	-35,000.00	-35,000.00	-168,476.05	.00	.00	133,476.05	481.4
041 483500 CRTS LEASE	-483,732.00	-483,732.00	-322,488.00	-40,311.00	.00	-161,244.00	66.7
041 736100 DRAW FROM RESERVES	-2,762,883.00	-2,762,883.00	.00	.00	.00	-2,762,883.00	.0
041 801100 XFER FROM GENERAL FUND	.00	-718,009.00	-318,562.00	.00	.00	-399,447.00	44.4
041 805100 XFER FROM LCJJC	-3,610,000.00	-3,858,074.00	-3,858,074.00	.00	.00	.00	100.0
041 810600 XFER FROM ARPA	.00	-2,200,000.00	.00	.00	.00	-2,200,000.00	.0
TOTAL UNDEFINED	-9,619,149.00	-12,785,232.00	-7,313,145.04	-55,678.65	.00	-5,472,086.96	57.2%

BUDGET SUMMARIES REPORT
ACCOUNT SUMMARY MAY 2023

FOR 2023 08

			ORIGINAL APPROP	REVISED BUDGET	YTD ACTUAL	MTD ACTUAL	ENCUMBRANCES	AVAILABLE BUDGET	PCT USE/COL
061 FACILITY MAINTENANCE									
04106140	561400	PROFESSIONAL SERVI	900,000.00	1,218,562.00	322,649.50	121,732.49	497,894.30	398,018.20	67.3
04106140	566110	LEASE PAYMENT PRIN	568,926.00	663,941.00	513,389.64	136,451.93	150,551.00	.36	100.0
04106140	566210	LEASE PAYMENT INTE	273,223.00	577,655.00	514,525.36	63,733.07	63,129.00	.64	100.0
04106140	579900	RENOV/REPAIR NON-C	75,000.00	75,000.00	37,843.42	3,422.69	522.90	36,633.68	51.2
04106140	620800	COURTHOUSE RENOVAT	342,000.00	342,000.00	188,556.25	.00	111,292.80	42,150.95	87.7
04106140	621100	RENOVATION 900 MAI	2,375,000.00	2,375,000.00	324,263.84	.00	1,229,919.00	820,817.16	65.4
04106140	621300	LCDC RENOVATIONS	1,200,000.00	500,000.00	318,092.30	.00	128,013.90	53,893.80	89.2
04106140	621700	LCJJC RENOVATIONS	3,610,000.00	4,558,074.00	2,595,176.49	542,810.45	854,536.86	1,108,360.65	75.7
04106140	622300	OTHER BLDG RENOVAT	275,000.00	275,000.00	-15,859.57	.00	29,752.50	261,107.07	5.1
04106140	622800	PURCHASE OF PROPER	.00	2,200,000.00	.00	.00	.00	2,200,000.00	.0
TOTAL FACILITY MAINTENANCE			9,619,149.00	12,785,232.00	4,798,637.23	868,150.63	3,065,612.26	4,920,982.51	61.5%
TOTAL PERMANENT IMPROVEMENT			.00	.00	-2,514,507.81	812,471.98	3,065,612.26	-551,104.45	100.0%
TOTAL REVENUES			-9,619,149.00	-12,785,232.00	-7,313,145.04	-55,678.65	.00	-5,472,086.96	
TOTAL EXPENSES			9,619,149.00	12,785,232.00	4,798,637.23	868,150.63	3,065,612.26	4,920,982.51	
043 LCETRZ NO1 TAX INCREMENT FUND									
000 UNDEFINED									
043	470000	INTEREST INCOME	-1,000.00	-1,000.00	-4,529.17	.00	.00	3,529.17	452.9
043	801100	XFER FROM GENERAL FUND	-190,000.00	-190,000.00	.00	.00	.00	-190,000.00	.0
TOTAL UNDEFINED			-191,000.00	-191,000.00	-4,529.17	.00	.00	-186,470.83	2.4%
090 PUBLIC WORKS									
04309090	623000	ROAD PROJECTS	191,000.00	191,000.00	.00	.00	.00	191,000.00	.0
TOTAL PUBLIC WORKS			191,000.00	191,000.00	.00	.00	.00	191,000.00	.0%
TOTAL LCETRZ NO1 TAX INCREMENT			.00	.00	-4,529.17	.00	.00	4,529.17	100.0%
TOTAL REVENUES			-191,000.00	-191,000.00	-4,529.17	.00	.00	-186,470.83	
TOTAL EXPENSES			191,000.00	191,000.00	.00	.00	.00	191,000.00	
046 TJJD (P) JJAEP GRANT									

BUDGET SUMMARIES REPORT
ACCOUNT SUMMARY MAY 2023

FOR 2023 08

046	TJJD (P) JJAEP GRANT	ORIGINAL APPROP	REVISED BUDGET	YTD ACTUAL	MTD ACTUAL	ENCUMBRANCES	AVAILABLE BUDGET	PCT USE/COL
000 UNDEFINED								
046 420390	TJJD-P JJAEP GRANT REVE	-80,000.00	-80,000.00	-15,052.50	.00	.00	-64,947.50	18.8
TOTAL UNDEFINED		-80,000.00	-80,000.00	-15,052.50	.00	.00	-64,947.50	18.8%
051 JUVENILE PROBATION								
04605135 562300	INTER LOCAL AGREEM	80,000.00	80,000.00	.00	.00	.00	80,000.00	.0
TOTAL JUVENILE PROBATION		80,000.00	80,000.00	.00	.00	.00	80,000.00	.0%
TOTAL TJJD (P) JJAEP GRANT		.00	.00	-15,052.50	.00	.00	15,052.50	100.0%
TOTAL REVENUES		-80,000.00	-80,000.00	-15,052.50	.00	.00	-64,947.50	
TOTAL EXPENSES		80,000.00	80,000.00	.00	.00	.00	80,000.00	
047 TJJD TJJD DSA RISK & NEEDS ASS								
000 UNDEFINED								
047 420170	TJJD (R) GRANT REVENUE	-15,628.00	-15,628.00	-13,433.68	.00	.00	-2,194.32	86.0
TOTAL UNDEFINED		-15,628.00	-15,628.00	-13,433.68	.00	.00	-2,194.32	86.0%
051 JUVENILE PROBATION								
04705135 520100	SUPPLIES/OTH OPER	15,628.00	15,628.00	13,433.68	.00	.00	2,194.32	86.0
TOTAL JUVENILE PROBATION		15,628.00	15,628.00	13,433.68	.00	.00	2,194.32	86.0%
TOTAL TJJD TJJD DSA RISK & NEE		.00	.00	.00	.00	.00	.00	.0%
TOTAL REVENUES		-15,628.00	-15,628.00	-13,433.68	.00	.00	-2,194.32	
TOTAL EXPENSES		15,628.00	15,628.00	13,433.68	.00	.00	2,194.32	
048 TJJD DSA RESIDENTIAL PROJECTS								
000 UNDEFINED								

BUDGET SUMMARIES REPORT
ACCOUNT SUMMARY MAY 2023

FOR 2023 08

048	TJJJ DSA RESIDENTIAL PROJECTS	ORIGINAL APPROP	REVISED BUDGET	YTD ACTUAL	MTD ACTUAL	ENCUMBRANCES	AVAILABLE BUDGET	PCT USE/COL
048 427030	TJJJ GRANT REVENUE	.00	.00	-106,270.00	-106,270.00	.00	106,270.00	100.0
	TOTAL UNDEFINED	.00	.00	-106,270.00	-106,270.00	.00	106,270.00	100.0%
	TOTAL TJJJ DSA RESIDENTIAL PRO	.00	.00	-106,270.00	-106,270.00	.00	106,270.00	100.0%
	TOTAL REVENUES	.00	.00	-106,270.00	-106,270.00	.00	106,270.00	
049 TJJJ DSA PREVENT/INTERVENTION								
000 UNDEFINED								
049 424900	TJPC-S GRANT REVENUE	.00	-66,000.00	-55,000.00	-5,500.00	.00	-11,000.00	83.3
	TOTAL UNDEFINED	.00	-66,000.00	-55,000.00	-5,500.00	.00	-11,000.00	83.3%
051 JUVENILE PROBATION								
04905135 540100	COMMUNICATIONS - M	.00	4,000.00	.00	.00	.00	4,000.00	.0
04905135 550300	TRAVEL AND TRAININ	.00	20,000.00	.00	.00	.00	20,000.00	.0
04905135 562200	CONTRACT SERVICES	.00	42,000.00	.00	.00	.00	42,000.00	.0
	TOTAL JUVENILE PROBATION	.00	66,000.00	.00	.00	.00	66,000.00	.0%
	TOTAL TJJJ DSA PREVENT/INTERVE	.00	.00	-55,000.00	-5,500.00	.00	55,000.00	100.0%
	TOTAL REVENUES	.00	-66,000.00	-55,000.00	-5,500.00	.00	-11,000.00	
	TOTAL EXPENSES	.00	66,000.00	.00	.00	.00	66,000.00	
050 JUVENILE STAR PROGRAM								
000 UNDEFINED								
050 424000	STAR PROGRAM-JUVENILE	-425,000.00	-425,000.00	-425,000.00	.00	.00	.00	100.0
050 489900	OTHER REVENUE	-1,895.00	-1,895.00	.00	.00	.00	-1,895.00	.0
050 805100	XFER FROM LCJJC	-198,595.00	-198,595.00	-175,000.00	.00	.00	-23,595.00	88.1
050 805400	XFER FRM TJPC JUV COMM	-36,005.00	.00	.00	.00	.00	.00	.0

BUDGET SUMMARIES REPORT
ACCOUNT SUMMARY MAY 2023

FOR 2023 08

050	JUVENILE STAR PROGRAM	ORIGINAL APPROP	REVISED BUDGET	YTD ACTUAL	MTD ACTUAL	ENCUMBRANCES	AVAILABLE BUDGET	PCT USE/COL
TOTAL UNDEFINED		-661,495.00	-625,490.00	-600,000.00	.00	.00	-25,490.00	95.9%

051 JUVENILE PROBATION

05005135 500600	STAFF EMPLOYEES	446,179.00	446,179.00	236,453.61	14,257.43	.00	209,725.39	53.0
05005135 510100	FICA	28,337.00	28,337.00	13,849.41	834.35	.00	14,487.59	48.9
05005135 510200	MEDICARE	6,627.00	6,627.00	3,238.91	195.13	.00	3,388.09	48.9
05005135 510300	RETIREMENT	49,571.00	49,571.00	26,823.87	1,583.99	.00	22,747.13	54.1
05005135 510400	GROUP HEALTH INSUR	71,898.00	71,898.00	33,861.30	2,023.83	.00	38,036.70	47.1
05005135 510500	GROUP DENTAL INSUR	4,024.00	4,024.00	2,274.32	137.47	.00	1,749.68	56.5
05005135 510600	LIFE INSURANCE	538.00	538.00	292.11	17.71	.00	245.89	54.3
05005135 510700	UNEMPLOYMENT INSUR	2,332.00	2,332.00	286.10	18.53	.00	2,045.90	12.3
05005135 510900	WORKER'S COMPENSAT	15,398.00	15,398.00	8,557.39	518.99	.00	6,840.61	55.6
05005135 520100	SUPPLIES/OTH OPER	5,895.00	5,895.00	932.93	.00	.00	4,962.07	15.8
05005135 522400	UNIFORMS	1,800.00	1,800.00	.00	.00	.00	1,800.00	.0
05005135 522700	RESIDENT SUPPLIES	1,000.00	1,000.00	.00	.00	.00	1,000.00	.0
05005135 530200	VEHICLE OPERATION/	13,500.00	13,500.00	3,632.01	486.25	3,403.94	6,464.05	52.1
05005135 540100	COMMUNICATIONS - M	546.00	546.00	167.28	.00	.00	378.72	30.6
05005135 550300	TRAVEL AND TRAININ	7,750.00	7,750.00	409.90	-150.00	.00	7,340.10	5.3
05005135 550500	ASSOCIATION DUES	100.00	100.00	.00	.00	.00	100.00	.0
05005135 562200	CONTRACT SERVICES	6,000.00	6,000.00	.00	.00	.00	6,000.00	.0
TOTAL JUVENILE PROBATION		661,495.00	661,495.00	330,779.14	19,923.68	3,403.94	327,311.92	50.5%
TOTAL JUVENILE STAR PROGRAM		.00	36,005.00	-269,220.86	19,923.68	3,403.94	301,821.92	-738.3%
TOTAL REVENUES		-661,495.00	-625,490.00	-600,000.00	.00	.00	-25,490.00	
TOTAL EXPENSES		661,495.00	661,495.00	330,779.14	19,923.68	3,403.94	327,311.92	

051 JUVENILE PROBATION

000 UNDEFINED

051 451900	JUVENILE PROBATION FEES	-5,000.00	-5,000.00	-4,115.00	-630.00	.00	-885.00	82.3
051 470000	INTEREST INCOME	-10,000.00	-10,000.00	-145,384.64	.00	.00	135,384.64	1453.8
051 489900	OTHER REVENUE	-2,000.00	-2,000.00	-589.61	.00	.00	-1,410.39	29.5
051 736100	DRAW FROM RESERVES	-3,610,000.00	-3,610,000.00	.00	.00	.00	-3,610,000.00	.0
051 801100	XFER FROM GENERAL FUND	-8,458,221.00	-8,458,221.00	-5,638,814.00	-704,851.75	.00	-2,819,407.00	66.7
051 904100	XFER TO PERMANENT IMPRO	3,610,000.00	3,858,074.00	3,858,074.00	.00	.00	.00	100.0

BUDGET SUMMARIES REPORT
ACCOUNT SUMMARY MAY 2023

FOR 2023 08

051	JUVENILE PROBATION	ORIGINAL APPROP	REVISED BUDGET	YTD ACTUAL	MTD ACTUAL	ENCUMBRANCES	AVAILABLE BUDGET	PCT USE/COL
051 905000	XFER TO STAR PROGRAM	198,595.00	198,595.00	175,000.00		.00	23,595.00	88.1
051 905400	XFER TO JUV PROB COMM F	536,010.00	536,010.00	.00		.00	536,010.00	.0
051 905500	XFER TO JUVENILE DETENT	4,882,696.00	4,882,696.00	1,008,964.34		.00	3,873,731.66	20.7
051 905700	XFER TO FOOD SERVICE	255,242.00	255,242.00	73,859.23		.00	181,382.77	28.9
TOTAL UNDEFINED		-2,602,678.00	-2,354,604.00	-673,005.68	-705,481.75	.00	-1,681,598.32	28.6%

051 JUVENILE PROBATION

05105135 500200	APPOINTED OFFICIAL	117,626.00	117,626.00	82,569.17	4,857.01	.00	35,056.83	70.2
05105135 500600	STAFF EMPLOYEES	1,533,155.00	1,533,155.00	805,690.77	48,728.51	.00	727,464.23	52.6
05105135 510100	FICA	102,379.00	102,379.00	52,086.68	3,127.14	.00	50,292.32	50.9
05105135 510200	MEDICARE	23,944.00	23,944.00	12,181.48	731.36	.00	11,762.52	50.9
05105135 510300	RETIREMENT	183,457.00	183,457.00	100,791.04	5,953.34	.00	82,665.96	54.9
05105135 510400	GROUP HEALTH INSUR	195,806.00	195,806.00	155,657.64	9,544.21	.00	40,148.36	79.5
05105135 510500	GROUP DENTAL INSUR	10,790.00	10,790.00	7,286.46	442.86	.00	3,503.54	67.5
05105135 510600	LIFE INSURANCE	1,560.00	1,560.00	863.32	52.76	.00	696.68	55.3
05105135 510700	UNEMPLOYMENT INSUR	1,531.00	1,531.00	1,074.64	69.64	.00	456.36	70.2
05105135 510900	WORKER'S COMPENSAT	4,459.00	4,459.00	4,484.84	210.15	.00	-25.84	100.6
05105135 520100	SUPPLIES/OTH OPER	51,500.00	50,000.00	32,274.80	3,009.46	11,610.51	6,114.69	87.8
05105135 522400	UNIFORMS	10,000.00	10,000.00	458.57	213.27	.00	9,541.43	4.6
05105135 522700	RESIDENT SUPPLIES	5,000.00	5,000.00	149.05	.00	.00	4,850.95	3.0
05105135 522800	LAW BOOKS	1,000.00	2,500.00	2,212.20	2,212.20	.00	287.80	88.5
05105135 523000	NON-CAPITAL SOFTWA	1,350.00	1,350.00	.00	.00	.00	1,350.00	.0
05105135 523100	NON-CAPITAL EQUIPM	3,000.00	3,000.00	.00	.00	.00	3,000.00	.0
05105135 530100	EQUIPMENT OPER/MAI	1,000.00	1,000.00	291.62	.00	.00	708.38	29.2
05105135 530200	VEHICLE OPERATION/	7,500.00	7,500.00	5,357.16	415.11	1,667.49	475.35	93.7
05105135 530500	BUILDING MAINTENAN	66,000.00	66,000.00	19,025.85	3,364.77	14,592.62	32,381.53	50.9
05105135 530800	SOFTWARE MAINTENAN	10,000.00	10,000.00	.00	.00	.00	10,000.00	.0
05105135 530900	GROUPS MAINTENANC	5,910.00	5,910.00	97.60	5.00	.00	5,812.40	1.7
05105135 540100	COMMUNICATIONS - M	31,000.00	31,000.00	9,202.86	1,337.92	21,629.86	167.28	99.5
05105135 540600	UTILITIES	125,000.00	125,000.00	97,356.53	12,139.75	25,643.47	2,000.00	98.4
05105135 550300	TRAVEL AND TRAININ	78,775.00	78,775.00	23,359.49	3,002.82	500.00	54,915.51	30.3
05105135 550500	ASSOCIATION DUES	936.00	936.00	.00	.00	.00	936.00	.0
05105135 562200	CONTRACT SERVICES	30,000.00	30,000.00	.00	.00	.00	30,000.00	.0
TOTAL JUVENILE PROBATION		2,602,678.00	2,602,678.00	1,412,471.77	99,417.28	75,643.95	1,114,562.28	57.2%
TOTAL JUVENILE PROBATION		.00	248,074.00	739,466.09	-606,064.47	75,643.95	-567,036.04	328.6%
TOTAL REVENUES		-12,085,221.00	-12,085,221.00	-5,788,903.25	-705,481.75	.00	-6,296,317.75	
TOTAL EXPENSES		12,085,221.00	12,333,295.00	6,528,369.34	99,417.28	75,643.95	5,729,281.71	

054 TJJD (A) JUV PROB COMM GRANT

000 UNDEFINED

BUDGET SUMMARIES REPORT
ACCOUNT SUMMARY MAY 2023

FOR 2023 08

054	TJJD (A) JUV PROB COMM GRANT	ORIGINAL APPROP	REVISED BUDGET	YTD ACTUAL	MTD ACTUAL	ENCUMBRANCES	AVAILABLE BUDGET	PCT USE/COL
054 421500	TJPC-A STATE AID	-1,665,568.00	-1,665,568.00	-990,159.16	-13,844.00	.00	-675,408.84	59.4
054 805100	XFER FROM LCJJC	-536,010.00	-536,010.00	.00	.00	.00	-536,010.00	.0
TOTAL UNDEFINED		-2,201,578.00	-2,201,578.00	-990,159.16	-13,844.00	.00	-1,211,418.84	45.0%
051 JUVENILE PROBATION								
05405135	500600 STAFF EMPLOYEES	944,875.00	944,875.00	505,818.15	30,188.01	.00	439,056.85	53.5
05405135	500700 OVERTIME COMPENSAT	2,000.00	2,000.00	855.32	.00	.00	1,144.68	42.8
05405135	501010 SUPPLEMENT PROBATI	63,000.00	63,000.00	35,017.00	2,027.30	.00	27,983.00	55.6
05405135	501100 SUPPLEMENT DETENTI	31,000.00	31,000.00	12,856.32	737.28	.00	18,143.68	41.5
05405135	510100 FICA	72,137.00	72,137.00	32,913.60	1,960.18	.00	39,223.40	45.6
05405135	510200 MEDICARE	16,706.00	16,706.00	7,697.72	458.42	.00	9,008.28	46.1
05405135	510300 RETIREMENT	129,263.00	129,263.00	62,954.50	3,661.10	.00	66,308.50	48.7
05405135	510400 GROUP HEALTH INSUR	105,434.00	105,434.00	93,749.15	4,848.29	.00	11,684.85	88.9
05405135	510500 GROUP DENTAL INSUR	5,810.00	5,810.00	4,033.44	201.19	.00	1,776.56	69.4
05405135	510600 LIFE INSURANCE	840.00	840.00	565.37	29.05	.00	274.63	67.3
05405135	510700 UNEMPLOYMENT INSUR	1,108.00	1,108.00	670.17	42.85	.00	437.83	60.5
05405135	510900 WORKER'S COMPENSAT	41,768.00	41,768.00	13,376.00	768.39	.00	28,392.00	32.0
05405135	520140 SUPPLIES/OTHER OPE	.00	22,500.00	.00	.00	.00	22,500.00	.0
05405135	540100 COMMUNICATIONS - M	3,000.00	3,000.00	660.00	30.00	870.00	1,470.00	51.0
05405135	544100 RESIDENTIAL NON-SE	72,623.00	72,623.00	.00	.00	.00	72,623.00	.0
05405135	544420 RESIDENTIAL NON-SE	99,961.00	99,961.00	.00	.00	.00	99,961.00	.0
05405135	544500 RESIDENTIAL MH CD	84,700.00	84,700.00	.00	.00	.00	84,700.00	.0
05405135	544600 RESIDENTIAL MH PPA	110,641.00	138,641.00	89,904.05	27,785.08	44,754.92	3,982.03	97.1
05405135	544700 RESIDENTIAL SECURE	100,000.00	49,500.00	.00	.00	.00	49,500.00	.0
05405135	544810 RESIDENTIAL SECURE	99,962.00	99,962.00	.00	.00	.00	99,962.00	.0
05405135	550303 TRAVEL AND TRAININ	12,000.00	12,000.00	1,804.00	119.21	6,513.04	3,682.96	69.3
05405135	562200 CONTRACT SERVICES	55,000.00	55,000.00	6,849.99	519.68	31,904.09	16,245.92	70.5
05405135	564500 CONTRACT SERVICES	80,000.00	80,000.00	31,512.60	1,895.60	8,487.40	40,000.00	50.0
05405135	564600 CONTRACT SERVICES	37,750.00	37,750.00	11,175.00	750.00	13,825.00	12,750.00	66.2
05405135	564800 ELECTRONIC MONITOR	32,000.00	32,000.00	16,171.60	1,696.35	15,828.40	.00	100.0
TOTAL JUVENILE PROBATION		2,201,578.00	2,201,578.00	928,583.98	77,717.98	122,182.85	1,150,811.17	47.7%
TOTAL TJJD (A) JUV PROB COMM G		.00	.00	-61,575.18	63,873.98	122,182.85	-60,607.67	100.0%
TOTAL REVENUES		-2,201,578.00	-2,201,578.00	-990,159.16	-13,844.00	.00	-1,211,418.84	
TOTAL EXPENSES		2,201,578.00	2,201,578.00	928,583.98	77,717.98	122,182.85	1,150,811.17	

055 JUVENILE DETENTION

000 UNDEFINED

BUDGET SUMMARIES REPORT
ACCOUNT SUMMARY MAY 2023

FOR 2023 08

055	JUVENILE DETENTION	ORIGINAL APPROP	REVISED BUDGET	YTD ACTUAL	MTD ACTUAL	ENCUMBRANCES	AVAILABLE BUDGET	PCT USE/COL
055 451300	CONTRACTSERV-OTHER COUN	-550,000.00	-550,000.00	-750,715.00	-108,130.00	.00	200,715.00	136.5
055 805100	XFER FROM LCJJC	-4,882,696.00	-4,882,696.00	-1,008,964.34	.00	.00	-3,873,731.66	20.7
TOTAL UNDEFINED		-5,432,696.00	-5,432,696.00	-1,759,679.34	-108,130.00	.00	-3,673,016.66	32.4%
051 JUVENILE PROBATION								
05505135	500600 STAFF EMPLOYEES	3,628,423.00	3,558,423.00	1,620,819.66	98,451.45	.00	1,937,603.34	45.5
05505135	500700 OVERTIME COMPENSAT	25,500.00	95,500.00	71,422.65	1,091.84	.00	24,077.35	74.8
05505135	500900 PART TIME POSITION	55,500.00	55,500.00	.00	.00	.00	55,500.00	.0
05505135	510100 FICA	228,231.00	228,231.00	100,625.51	5,897.13	.00	127,605.49	44.1
05505135	510200 MEDICARE	53,377.00	53,377.00	23,533.47	1,379.16	.00	29,843.53	44.1
05505135	510300 RETIREMENT	408,976.00	408,976.00	191,843.67	11,059.21	.00	217,132.33	46.9
05505135	510400 GROUP HEALTH INSUR	527,170.00	527,170.00	287,185.39	17,504.40	.00	239,984.61	54.5
05505135	510500 GROUP DENTAL INSUR	29,050.00	29,050.00	15,016.30	910.07	.00	14,033.70	51.7
05505135	510600 LIFE INSURANCE	4,200.00	4,200.00	1,995.98	117.76	.00	2,204.02	47.5
05505135	510700 UNEMPLOYMENT INSUR	3,423.00	3,423.00	2,053.22	129.43	.00	1,369.78	60.0
05505135	510900 WORKER'S COMPENSAT	137,774.00	137,774.00	66,197.38	3,873.48	.00	71,576.62	48.0
05505135	520100 SUPPLIES/OTH OPER	35,000.00	43,900.00	18,370.17	3,467.29	15,675.13	9,854.70	77.6
05505135	522700 RESIDENT SUPPLIES	33,572.00	33,572.00	13,302.38	111.32	241.18	20,028.44	40.3
05505135	523000 NON-CAPITAL SOFTWA	6,000.00	6,000.00	.00	.00	.00	6,000.00	.0
05505135	523100 NON-CAPITAL EQUIPM	.00	7,000.00	.00	.00	5,347.92	1,652.08	76.4
05505135	530100 EQUIPMENT OPER/MAI	1,000.00	1,000.00	.00	.00	.00	1,000.00	.0
05505135	530200 VEHICLE OPERATION/	2,500.00	2,500.00	1,680.95	264.42	642.90	176.15	93.0
05505135	550201 RESIDENT TRANSPORT	10,000.00	10,000.00	2,848.25	183.00	.00	7,151.75	28.5
05505135	561100 MEDICAL FOR RESIDE	10,000.00	10,000.00	5,434.44	741.85	.00	4,565.56	54.3
05505135	561400 PROFESSIONAL SERVI	11,000.00	2,100.00	2,100.00	.00	.00	.00	100.0
05505135	562200 CONTRACT SERVICES	115,000.00	115,000.00	30,565.00	1,775.00	34,435.00	50,000.00	56.5
05505135	564200 RESIDENTIAL PLACEM	100,000.00	100,000.00	19,406.55	-17,288.73	45,788.31	34,805.14	65.2
05505135	640700 OTHER EQUIPMENT	7,000.00	.00	.00	.00	.00	.00	.0
TOTAL JUVENILE PROBATION		5,432,696.00	5,432,696.00	2,474,400.97	129,668.08	102,130.44	2,856,164.59	47.4%
TOTAL JUVENILE DETENTION		.00	.00	714,721.63	21,538.08	102,130.44	-816,852.07	100.0%
TOTAL REVENUES		-5,432,696.00	-5,432,696.00	-1,759,679.34	-108,130.00	.00	-3,673,016.66	
TOTAL EXPENSES		5,432,696.00	5,432,696.00	2,474,400.97	129,668.08	102,130.44	2,856,164.59	

057 JUVENILE FOOD SERVICE

000 UNDEFINED

057 420100	GRANT REVENUE	.00	-6,591.00	-6,591.47	.00	.00	.47	100.0
------------	---------------	-----	-----------	-----------	-----	-----	-----	-------

BUDGET SUMMARIES REPORT
ACCOUNT SUMMARY MAY 2023

FOR 2023 08

057	JUVENILE FOOD SERVICE	ORIGINAL APPROP	REVISED BUDGET	YTD ACTUAL	MTD ACTUAL	ENCUMBRANCES	AVAILABLE BUDGET	PCT USE/COL
057 426600	DHS SCHOOL MEAL PROGRAM	-150,000.00	-150,000.00	-104,004.30	.00	.00	-45,995.70	69.3
057 426700	DHS COMMODITIES PROGRAM	-7,449.00	-7,449.00	.00	.00	.00	-7,449.00	.0
057 489900	OTHER REVENUE	-6,405.00	-6,405.00	.00	.00	.00	-6,405.00	.0
057 805100	XFER FROM LCJJC	-255,242.00	-255,242.00	-73,859.23	.00	.00	-181,382.77	28.9
TOTAL UNDEFINED		-419,096.00	-425,687.00	-184,455.00	.00	.00	-241,232.00	43.3%
051 JUVENILE PROBATION								
05705135 500600	STAFF EMPLOYEES	115,295.00	115,295.00	46,976.22	2,636.83	.00	68,318.78	40.7
05705135 500700	OVERTIME COMPENSAT	1,000.00	1,000.00	.00	.00	.00	1,000.00	.0
05705135 500800	TEMPORARY	15,000.00	15,000.00	10,782.45	590.22	.00	4,217.55	71.9
05705135 510100	FICA	8,140.00	8,140.00	3,523.82	197.79	.00	4,616.18	43.3
05705135 510200	MEDICARE	1,904.00	1,904.00	824.15	46.26	.00	1,079.85	43.3
05705135 510300	RETIREMENT	14,587.00	14,587.00	5,340.20	292.95	.00	9,246.80	36.6
05705135 510400	GROUP HEALTH INSUR	22,593.00	22,593.00	9,448.71	575.46	.00	13,144.29	41.8
05705135 510500	GROUP DENTAL INSUR	1,245.00	1,245.00	517.77	31.38	.00	727.23	41.6
05705135 510600	LIFE INSURANCE	180.00	180.00	73.92	4.48	.00	106.08	41.1
05705135 510700	UNEMPLOYMENT INSUR	121.00	121.00	69.49	4.20	.00	51.51	57.4
05705135 510900	WORKER'S COMPENSAT	5,081.00	5,081.00	2,437.51	136.19	.00	2,643.49	48.0
05705135 520600	KITCHEN SUPPLIES	4,500.00	4,500.00	2,731.57	33.70	78.42	1,690.01	62.4
05705135 521900	FOOD	225,000.00	221,591.00	157,948.83	17,413.66	54,049.05	9,593.12	95.7
05705135 523100	NON-CAPITAL EQUIPM	2,000.00	2,000.00	.00	.00	.00	2,000.00	.0
05705135 530100	EQUIPMENT OPER/MAI	250.00	250.00	.00	.00	.00	250.00	.0
05705135 562200	CONTRACT SERVICES	.00	10,000.00	2,743.89	2,281.84	7,152.99	103.12	99.0
05705135 570100	RENTALS AND LEASES	2,200.00	2,200.00	685.36	85.67	342.68	1,171.96	46.7
TOTAL JUVENILE PROBATION		419,096.00	425,687.00	244,103.89	24,330.63	61,623.14	119,959.97	71.8%
TOTAL JUVENILE FOOD SERVICE		.00	.00	59,648.89	24,330.63	61,623.14	-121,272.03	100.0%
TOTAL REVENUES		-419,096.00	-425,687.00	-184,455.00	.00	.00	-241,232.00	
TOTAL EXPENSES		419,096.00	425,687.00	244,103.89	24,330.63	61,623.14	119,959.97	
064 TJJD (E) TITLE IV E GRANT								
000 UNDEFINED								
064 420380	TITLE IV-E TJPC (E)	-98,000.00	.00	-3,118.91	.00	.00	3,118.91	100.0
064 805100	XFER FROM LCJJC	-106,400.00	.00	.00	.00	.00	.00	.0

BUDGET SUMMARIES REPORT
ACCOUNT SUMMARY MAY 2023

FOR 2023 08

064	TJJJ (E) TITLE IV E GRANT	ORIGINAL APPROP	REVISED BUDGET	YTD ACTUAL	MTD ACTUAL	ENCUMBRANCES	AVAILABLE BUDGET	PCT USE/COL
	TOTAL UNDEFINED	-204,400.00	.00	-3,118.91	.00	.00	3,118.91	100.0%
051 JUVENILE PROBATION								
06405135 544400	RESIDENTIAL PLACEM	204,400.00	.00	.00	.00	.00	.00	.0
	TOTAL JUVENILE PROBATION	204,400.00	.00	.00	.00	.00	.00	.0%
	TOTAL TJJJ (E) TITLE IV E GRAN	.00	.00	-3,118.91	.00	.00	3,118.91	100.0%
	TOTAL REVENUES	-204,400.00	.00	-3,118.91	.00	.00	3,118.91	
	TOTAL EXPENSES	204,400.00	.00	.00	.00	.00	.00	
067 CJD DWI COURT GRANT								
000 UNDEFINED								
067 420100	GRANT REVENUE	-32,951.00	-39,495.00	-18,573.30	.00	.00	-20,921.70	47.0
	TOTAL UNDEFINED	-32,951.00	-39,495.00	-18,573.30	.00	.00	-20,921.70	47.0%
014 COURTS								
06701420 520000	TREATMENT MATERIAL	250.00	.00	.00	.00	.00	.00	.0
06701420 520220	SUPPLIES/DRUG TEST	19,639.00	17,741.00	20,827.46	.00	.00	-3,086.46	117.4
06701420 523000	NON-CAPITAL SOFTWA	3,994.00	5,820.00	3,120.00	.00	.00	2,700.00	53.6
06701420 540600	UTILITIES	600.00	160.00	160.00	.00	440.00	-440.00	375.0
06701420 550300	TRAVEL AND TRAININ	5,000.00	5,000.00	.00	.00	.00	5,000.00	.0
06701420 561400	PROFESSIONAL SERVI	718.00	774.00	532.15	.00	.00	241.85	68.8
06701420 562200	CONTRACT SERVICES	2,750.00	10,000.00	2,500.00	.00	.00	7,500.00	25.0
	TOTAL COURTS	32,951.00	39,495.00	27,139.61	.00	440.00	11,915.39	69.8%
	TOTAL CJD DWI COURT GRANT	.00	.00	8,566.31	.00	440.00	-9,006.31	100.0%
	TOTAL REVENUES	-32,951.00	-39,495.00	-18,573.30	.00	.00	-20,921.70	
	TOTAL EXPENSES	32,951.00	39,495.00	27,139.61	.00	440.00	11,915.39	

070 ON LINE ACCESS

000 UNDEFINED

BUDGET SUMMARIES REPORT
ACCOUNT SUMMARY MAY 2023

FOR 2023 08

070	ON LINE ACCESS	ORIGINAL APPROP	REVISED BUDGET	YTD ACTUAL	MTD ACTUAL	ENCUMBRANCES	AVAILABLE BUDGET	PCT USE/COL
070 436910	ONLINE ACCESS FEE	-35,000.00	-35,000.00	.00	.00	.00	-35,000.00	.0
070 470000	INTEREST INCOME	-1,000.00	-1,000.00	-7,116.85	.00	.00	6,116.85	711.7
070 736100	DRAW FROM RESERVES	-149,000.00	-149,000.00	.00	.00	.00	-149,000.00	.0
TOTAL UNDEFINED		-185,000.00	-185,000.00	-7,116.85	.00	.00	-177,883.15	3.8%
014 COURTS								
07001420 520100	SUPPLIES/OTH OPER	97,000.00	97,000.00	5,169.23	520.00	2,060.00	89,770.77	7.5
07001420 523100	NON-CAPITAL EQUIPM	75,000.00	75,000.00	.00	.00	.00	75,000.00	.0
07001420 550300	TRAVEL AND TRAININ	8,000.00	8,000.00	.00	.00	.00	8,000.00	.0
07001420 562200	CONTRACT SERVICES	5,000.00	5,000.00	.00	.00	.00	5,000.00	.0
TOTAL COURTS		185,000.00	185,000.00	5,169.23	520.00	2,060.00	177,770.77	3.9%
TOTAL ON LINE ACCESS		.00	.00	-1,947.62	520.00	2,060.00	-112.38	100.0%
TOTAL REVENUES		-185,000.00	-185,000.00	-7,116.85	.00	.00	-177,883.15	
TOTAL EXPENSES		185,000.00	185,000.00	5,169.23	520.00	2,060.00	177,770.77	
072 CJD DRUG COURT GRANT								
000 UNDEFINED								
072 420100	GRANT REVENUE	-44,092.00	-44,092.00	-20,898.35	.00	.00	-23,193.65	47.4
TOTAL UNDEFINED		-44,092.00	-44,092.00	-20,898.35	.00	.00	-23,193.65	47.4%
014 COURTS								
07201420 520000	TREATMENT MATERIAL	500.00	500.00	.00	.00	.00	500.00	.0
07201420 520100	SUPPLIES/OTH OPER	.00	-250.00	.00	.00	.00	-250.00	.0
07201420 520220	SUPPLIES/DRUG TEST	29,487.00	27,697.00	17,848.57	.00	.00	9,848.43	64.4
07201420 523000	NON-CAPITAL SOFTWA	1,800.00	1,800.00	.00	.00	.00	1,800.00	.0
07201420 540600	UTILITIES	600.00	140.00	140.00	.00	460.00	-460.00	428.6
07201420 550300	TRAVEL AND TRAININ	5,000.00	5,000.00	.00	.00	.00	5,000.00	.0

BUDGET SUMMARIES REPORT
ACCOUNT SUMMARY MAY 2023

FOR 2023 08

	ORIGINAL APPROP	REVISED BUDGET	YTD ACTUAL	MTD ACTUAL	ENCUMBRANCES	AVAILABLE BUDGET	PCT USE/COL
07201420 561400 PROFESSIONAL SERVI	961.00	961.00	409.78	.00	.00	551.22	42.6
07201420 562200 CONTRACT SERVICES	5,744.00	8,244.00	2,500.00	.00	.00	5,744.00	30.3
TOTAL COURTS	44,092.00	44,092.00	20,898.35	.00	460.00	22,733.65	48.4%
TOTAL CJD DRUG COURT GRANT	.00	.00	.00	.00	460.00	-460.00	100.0%
TOTAL REVENUES	-44,092.00	-44,092.00	-20,898.35	.00	.00	-23,193.65	
TOTAL EXPENSES	44,092.00	44,092.00	20,898.35	.00	460.00	22,733.65	
074 COUNTY DRUG COURT COURT COST							
000 UNDEFINED							
074 437000 DRUG COURT FEE	-20,000.00	-20,000.00	-14,569.14	-1,469.57	.00	-5,430.86	72.8
074 470000 INTEREST INCOME	-700.00	-700.00	-6,114.03	.00	.00	5,414.03	873.4
074 736100 DRAW FROM RESERVES	-12,540.00	-12,540.00	.00	.00	.00	-12,540.00	.0
TOTAL UNDEFINED	-33,240.00	-33,240.00	-20,683.17	-1,469.57	.00	-12,556.83	62.2%
014 COURTS							
07401420 520100 SUPPLIES/OTH OPER	5,500.00	5,500.00	615.67	-26.32	403.62	4,480.71	18.5
07401420 550300 TRAVEL AND TRAININ	20,500.00	20,500.00	.00	.00	.00	20,500.00	.0
07401420 562200 CONTRACT SERVICES	7,240.00	7,240.00	.00	.00	.00	7,240.00	.0
TOTAL COURTS	33,240.00	33,240.00	615.67	-26.32	403.62	32,220.71	3.1%
TOTAL COUNTY DRUG COURT COURT	.00	.00	-20,067.50	-1,495.89	403.62	19,663.88	100.0%
TOTAL REVENUES	-33,240.00	-33,240.00	-20,683.17	-1,469.57	.00	-12,556.83	
TOTAL EXPENSES	33,240.00	33,240.00	615.67	-26.32	403.62	32,220.71	
075 DISPUTE RESOLUTION							
000 UNDEFINED							
075 438000 ADR FEES	-246,000.00	-246,000.00	-173,130.00	-24,089.14	10.00	-72,880.00	70.4

BUDGET SUMMARIES REPORT
ACCOUNT SUMMARY MAY 2023

FOR 2023 08

075	DISPUTE RESOLUTION	ORIGINAL APPROP	REVISED BUDGET	YTD ACTUAL	MTD ACTUAL	ENCUMBRANCES	AVAILABLE BUDGET	PCT USE/COL
075 438100	ADMIN FEES	-24,000.00	-41,000.00	-27,087.20	-1,812.50	.00	-13,912.80	66.1
075 438210	MEDIATION FEES	-56,400.00	-56,400.00	-36,329.34	-6,708.00	.00	-20,070.66	64.4
075 438400	TRAINING FEES	-23,125.00	-23,125.00	-16,055.01	-1,550.00	.00	-7,069.99	69.4
075 438500	ADR FEE OTH COUNTY	-540.00	-540.00	-539.90	-165.00	.00	- .10	100.0
075 438600	CLIENT SERVICES	-4,500.00	-4,500.00	.00	.00	.00	-4,500.00	.0
075 470000	INTEREST INCOME	.00	.00	-774.47	.00	.00	774.47	100.0
075 736100	DRAW FROM RESERVES	-24,461.00	-24,461.00	.00	.00	.00	-24,461.00	.0
075 907600	XFER TO USDA-AG-MEDIATI	.00	.00	30,209.68	.00	.00	-30,209.68	100.0
075 907800	XFER TO MEDIATION & MEN	.00	151.00	90.77	.00	.00	60.23	60.1
TOTAL UNDEFINED		-379,026.00	-395,875.00	-223,615.47	-34,324.64	10.00	-172,269.53	56.5%

075 DISPUTE RESOLUTION

07507525 500200	APPOINTED OFFICIAL	44,601.00	44,601.00	29,352.06	1,715.38	.00	15,248.94	65.8
07507525 500600	STAFF EMPLOYEES	72,990.00	72,990.00	91,038.26	6,304.81	.00	-18,048.26	124.7
07507525 500800	TEMPORARY	99,795.00	99,795.00	30,968.25	1,092.00	.00	68,826.75	31.0
07507525 510100	FICA	13,020.00	13,020.00	9,269.97	556.86	.00	3,750.03	71.2
07507525 510200	MEDICARE	3,045.00	3,045.00	2,168.14	130.24	.00	876.86	71.2
07507525 510300	RETIREMENT	13,065.00	13,065.00	13,607.40	891.05	.00	-542.40	104.2
07507525 510400	GROUP HEALTH INSUR	13,195.00	13,195.00	12,755.84	903.17	.00	439.16	96.7
07507525 510500	GROUP DENTAL INSUR	730.00	730.00	768.72	59.98	.00	-38.72	105.3
07507525 510600	LIFE INSURANCE	110.00	110.00	130.32	9.78	.00	-20.32	118.5
07507525 510700	UNEMPLOYMENT INSUR	210.00	210.00	183.68	11.85	.00	26.32	87.5
07507525 510900	WORKER'S COMPENSAT	700.00	700.00	408.60	24.60	.00	291.40	58.4
07507525 520100	SUPPLIES/OTH OPER	8,940.00	13,940.00	7,798.05	901.79	2,610.21	3,531.74	74.7
07507525 520500	MARKETING	1,000.00	1,000.00	501.92	31.28	15.09	482.99	51.7
07507525 522800	LAW BOOKS	1,572.00	1,572.00	385.00	.00	1,187.00	.00	100.0
07507525 540100	COMMUNICATIONS - M	1,380.00	1,380.00	754.94	107.70	732.88	-107.82	107.8
07507525 550300	TRAVEL AND TRAININ	21,537.00	21,537.00	7,288.46	977.39	.00	14,248.54	33.8
07507525 550500	ASSOCIATION DUES	1,256.00	1,256.00	460.00	.00	.00	796.00	36.6
07507525 561400	PROFESSIONAL SERVI	4,440.00	4,440.00	3,340.60	498.47	1,099.40	.00	100.0
07507525 562200	CONTRACT SERVICES	77,440.00	89,289.00	55,300.63	7,662.50	.00	33,988.37	61.9
TOTAL DISPUTE RESOLUTION		379,026.00	395,875.00	266,480.84	21,878.85	5,644.58	123,749.58	68.7%
TOTAL DISPUTE RESOLUTION		.00	.00	42,865.37	-12,445.79	5,654.58	-48,519.95	100.0%
TOTAL REVENUES		-379,026.00	-396,026.00	-253,915.92	-34,324.64	10.00	-142,120.08	
TOTAL EXPENSES		379,026.00	396,026.00	296,781.29	21,878.85	5,644.58	93,600.13	

076 USDA AG MEDIATION GRANT

000 UNDEFINED

BUDGET SUMMARIES REPORT
ACCOUNT SUMMARY MAY 2023

FOR 2023 08

076	USDA AG MEDIATION GRANT	ORIGINAL APPROP	REVISED BUDGET	YTD ACTUAL	MTD ACTUAL	ENCUMBRANCES	AVAILABLE BUDGET	PCT USE/COL
076 422010	FSA-USDA GRANT REVENUE	-300,000.00	-300,000.00	-78,495.51	.00	.00	-221,504.49	26.2
076 438220	PROGRAM INCOME	-1,500.00	-1,500.00	-81.25	.00	.00	-1,418.75	5.4
076 480000	IN-KIND REVENUE	-118,500.00	-118,500.00	.00	.00	.00	-118,500.00	.0
076 489900	OTHER REVENUE	.00	.00	-3,431.25	.00	.00	3,431.25	100.0
076 807500	XFER FROM DISPUTE RESOL	.00	.00	-30,209.68	.00	.00	30,209.68	100.0
TOTAL UNDEFINED		-420,000.00	-420,000.00	-112,217.69	.00	.00	-307,782.31	26.7%

076 USDA AG MEDIATION GRANT

07607625 500200	APPOINTED OFFICIAL	54,511.00	54,511.00	32,211.23	1,905.99	.00	22,299.77	59.1
07607625 500600	STAFF EMPLOYEES	96,028.00	96,028.00	62,995.96	3,907.40	.00	33,032.04	65.6
07607625 510100	FICA	9,334.00	9,334.00	5,763.43	351.87	.00	3,570.57	61.7
07607625 510200	MEDICARE	2,182.00	2,182.00	1,348.02	82.30	.00	833.98	61.8
07607625 510300	RETIREMENT	17,914.00	17,914.00	10,785.29	645.86	.00	7,128.71	60.2
07607625 510400	GROUP HEALTH INSUR	18,561.00	18,561.00	8,218.57	465.96	.00	10,342.43	44.3
07607625 510500	GROUP DENTAL INSUR	851.00	851.00	514.15	33.99	.00	336.85	60.4
07607625 510600	LIFE INSURANCE	62.00	62.00	84.21	5.49	.00	-22.21	135.8
07607625 510700	UNEMPLOYMENT INSUR	151.00	151.00	115.97	7.57	.00	35.03	76.8
07607625 510900	WORKER'S COMPENSAT	406.00	406.00	257.02	15.69	.00	148.98	63.3
07607625 520100	SUPPLIES/OTH OPER	4,000.00	4,000.00	3,740.11	117.75	192.05	67.84	98.3
07607625 520500	MARKETING	800.00	800.00	595.00	.00	.00	205.00	74.4
07607625 522500	POSTAGE	200.00	200.00	.00	.00	.00	200.00	.0
07607625 550300	TRAVEL AND TRAININ	61,500.00	61,500.00	10,274.53	961.41	.00	51,225.47	16.7
07607625 562200	CONTRACT SERVICES	35,000.00	35,000.00	6,598.75	1,680.00	.00	28,401.25	18.9
07607625 599000	IN-KIND EXPENSE	118,500.00	118,500.00	3,431.25	.00	.00	115,068.75	2.9
TOTAL USDA AG MEDIATION GRANT		420,000.00	420,000.00	146,933.49	10,181.28	192.05	272,874.46	35.0%
TOTAL USDA AG MEDIATION GRANT		.00	.00	34,715.80	10,181.28	192.05	-34,907.85	100.0%
TOTAL REVENUES		-420,000.00	-420,000.00	-112,217.69	.00	.00	-307,782.31	
TOTAL EXPENSES		420,000.00	420,000.00	146,933.49	10,181.28	192.05	272,874.46	

077 DOMESTIC RELATIONS OFFICE

000 UNDEFINED

077 420100	GRANT REVENUE	.00	-15,000.00	-15,000.00	.00	.00	.00	100.0
------------	---------------	-----	------------	------------	-----	-----	-----	-------

BUDGET SUMMARIES REPORT
ACCOUNT SUMMARY MAY 2023

FOR 2023 08

077	DOMESTIC RELATIONS OFFICE	ORIGINAL APPROP	REVISED BUDGET	YTD ACTUAL	MTD ACTUAL	ENCUMBRANCES	AVAILABLE BUDGET	PCT USE/COL
077 438010	DRO FEES LUBBOCK COUNTY	-19,200.00	-19,200.00	-10,862.87	-1,448.79	.00	-8,337.13	56.6
077 438200	SERVICE FEES	-32,400.00	-53,400.00	-28,704.25	-1,018.75	.00	-24,695.75	53.8
077 438510	SUPERVISED VISITATION	-20,000.00	-20,000.00	-11,777.50	-82.00	.00	-8,222.50	58.9
077 438700	COMMUNITY SUPERVISION	-108,000.00	-108,000.00	-61,878.23	-7,445.80	.00	-46,121.77	57.3
077 470000	INTEREST INCOME	.00	.00	-752.18	.00	.00	752.18	100.0
077 736100	DRAW FROM RESERVES	-32,744.00	-32,744.00	.00	.00	.00	-32,744.00	.0
TOTAL UNDEFINED		-212,344.00	-248,344.00	-128,975.03	-9,995.34	.00	-119,368.97	51.9%

075 DISPUTE RESOLUTION

07707525 500200	APPOINTED OFFICIAL	.00	.00	3,240.20	190.60	.00	-3,240.20	100.0
07707525 500600	STAFF EMPLOYEES	91,232.00	91,232.00	35,552.89	2,064.10	.00	55,679.11	39.0
07707525 500800	TEMPORARY	30,100.00	30,100.00	4,916.50	296.00	.00	25,183.50	16.3
07707525 510100	FICA	7,153.00	7,153.00	2,664.32	155.14	.00	4,488.68	37.2
07707525 510200	MEDICARE	1,673.00	1,673.00	623.00	36.28	.00	1,050.00	37.2
07707525 510300	RETIREMENT	9,478.00	9,478.00	4,400.72	250.51	.00	5,077.28	46.4
07707525 510400	GROUP HEALTH INSUR	15,834.00	15,834.00	5,592.95	326.33	.00	10,241.05	35.3
07707525 510500	GROUP DENTAL INSUR	880.00	880.00	305.80	17.94	.00	574.20	34.8
07707525 510600	LIFE INSURANCE	130.00	130.00	45.31	2.65	.00	84.69	34.9
07707525 510700	UNEMPLOYMENT INSUR	166.00	166.00	53.18	3.31	.00	112.82	32.0
07707525 510900	WORKER'S COMPENSAT	388.00	388.00	118.00	6.89	.00	270.00	30.4
07707525 520100	SUPPLIES/OTH OPER	1,500.00	2,500.00	1,948.07	72.65	234.21	317.72	87.3
07707525 522800	LAW BOOKS	200.00	200.00	.00	.00	200.00	.00	100.0
07707525 523100	NON-CAPITAL EQUIPM	.00	3,200.00	.00	.00	3,146.16	53.84	98.3
07707525 550300	TRAVEL AND TRAININ	5,100.00	4,100.00	3,386.19	62.23	.00	713.81	82.6
07707525 550500	ASSOCIATION DUES	310.00	310.00	180.00	.00	.00	130.00	58.1
07707525 562200	CONTRACT SERVICES	48,200.00	69,200.00	52,384.59	7,177.89	.00	16,815.41	75.7
07707525 562203	CONTRACT SVCE-STUD	.00	15,000.00	3,500.00	1,000.00	.00	11,500.00	23.3
TOTAL DISPUTE RESOLUTION		212,344.00	251,544.00	118,911.72	11,662.52	3,580.37	129,051.91	48.7%
TOTAL DOMESTIC RELATIONS OFFIC		.00	3,200.00	-10,063.31	1,667.18	3,580.37	9,682.94	-202.6%
TOTAL REVENUES		-212,344.00	-248,344.00	-128,975.03	-9,995.34	.00	-119,368.97	
TOTAL EXPENSES		212,344.00	251,544.00	118,911.72	11,662.52	3,580.37	129,051.91	

078 MEDIATION & MENTAL HEALTH GRAN

000 UNDEFINED

078 420100	GRANT REVENUE	.00	-1,437.00	-1,437.23	.00	.00	.23	100.0
------------	---------------	-----	-----------	-----------	-----	-----	-----	-------

BUDGET SUMMARIES REPORT
ACCOUNT SUMMARY MAY 2023

FOR 2023 08

078	MEDIATION & MENTAL HEALTH GRAN	ORIGINAL APPROP	REVISED BUDGET	YTD ACTUAL	MTD ACTUAL	ENCUMBRANCES	AVAILABLE BUDGET	PCT USE/COL
078 480000	IN-KIND REVENUE	.00	-809.00	-361.10	.00	.00	-447.90	44.6
078 807500	XFER FROM DISPUTE RESOL	.00	-151.00	-90.77	.00	.00	-60.23	60.1
TOTAL UNDEFINED		.00	-2,397.00	-1,889.10	.00	.00	-507.90	78.8%
076 USDA AG MEDIATION GRANT								
07807625 520100	SUPPLIES/OTH OPER	.00	60.00	.00	.00	.00	60.00	.0
07807625 562200	CONTRACT SERVICES	.00	1,528.00	1,528.00	.00	.00	.00	100.0
07807625 599000	IN-KIND EXPENSE	.00	809.00	361.10	.00	.00	447.90	44.6
TOTAL USDA AG MEDIATION GRANT		.00	2,397.00	1,889.10	.00	.00	507.90	78.8%
TOTAL MEDIATION & MENTAL HEALT		.00	.00	.00	.00	.00	.00	.0%
TOTAL REVENUES		.00	-2,397.00	-1,889.10	.00	.00	-507.90	
TOTAL EXPENSES		.00	2,397.00	1,889.10	.00	.00	507.90	
079 VENUE HOT & STVR TAX								
000 UNDEFINED								
079 401200	HOT TAX	-2,000,000.00	-2,000,000.00	-1,373,475.40	-215,861.43	.00	-626,524.60	68.7
079 401400	HOT TAX PENALTY & INTER	-4,000.00	-4,000.00	-4,544.19	-1,462.63	.00	544.19	113.6
079 401600	SHORT TERM VEHICLE RENT	-700,000.00	-700,000.00	-472,826.38	-67,723.79	.00	-227,173.62	67.5
079 401700	STVR PENALTY AND INTERE	-1,000.00	-1,000.00	-34.72	-24.87	.00	-965.28	3.5
079 470000	INTEREST INCOME	-30,000.00	-30,000.00	-198,808.54	-32,948.57	.00	168,808.54	662.7
079 489900	OTHER REVENUE	.00	.00	-16,152.67	-9,363.94	.00	16,152.67	100.0
079 920800	XFER TO SPECIAL TAX REV	599,901.00	599,740.00	599,740.00	.00	.00	.00	100.0
079 930800	XFER TO VENUE CAPITAL P	.00	745,531.00	745,530.17	.00	.00	.83	100.0
TOTAL UNDEFINED		-2,135,099.00	-1,389,729.00	-720,571.73	-327,385.23	.00	-669,157.27	51.8%
001 COMMISSIONERS' COURT								
07900110 520100	SUPPLIES/OTH OPER	1,000.00	1,000.00	90.23	.00	.00	909.77	9.0
07900110 550300	TRAVEL AND TRAININ	2,500.00	2,500.00	.00	.00	.00	2,500.00	.0
07900110 561400	PROFESSIONAL SERVI	96,900.00	96,900.00	41,852.36	16,000.00	18,400.00	36,647.64	62.2

BUDGET SUMMARIES REPORT
ACCOUNT SUMMARY MAY 2023

FOR 2023 08

	ORIGINAL APPROP	REVISED BUDGET	YTD ACTUAL	MTD ACTUAL	ENCUMBRANCES	AVAILABLE BUDGET	PCT USE/COL
07900110 580100 INSURANCE AND BOND	1,000.00	1,000.00	.00	.00	.00	1,000.00	.0
07900110 599900 OTHER CHARGES	2,033,699.00	1,288,168.00	.00	.00	.00	1,288,168.00	.0
TOTAL COMMISSIONERS' COURT	2,135,099.00	1,389,568.00	41,942.59	16,000.00	18,400.00	1,329,225.41	4.3%
TOTAL VENUE HOT & STVR TAX	.00	-161.00	-678,629.14	-311,385.23	18,400.00	660,068.14*****	
TOTAL REVENUES	-2,735,000.00	-2,735,000.00	-2,065,841.90	-327,385.23	.00	-669,158.10	
TOTAL EXPENSES	2,735,000.00	2,734,839.00	1,387,212.76	16,000.00	18,400.00	1,329,226.24	

081 LAW LIBRARY

000 UNDEFINED

081 450900 COUNTY CLERK	-67,500.00	-67,500.00	-44,660.00	-5,950.00	.00	-22,840.00	66.2
081 451000 DISTRICT CLERK	-104,700.00	-104,700.00	-64,951.94	-9,169.78	.00	-39,748.06	62.0
081 470000 INTEREST INCOME	.00	.00	-69.08	.00	.00	69.08	100.0
081 484601 COPIES-NETWORK PRINTER	-200.00	-200.00	-119.80	-2.50	.00	-80.20	59.9
081 801100 XFER FROM GENERAL FUND	-28,710.00	-28,710.00	-28,710.00	.00	.00	.00	100.0
TOTAL UNDEFINED	-201,110.00	-201,110.00	-138,510.82	-15,122.28	.00	-62,599.18	68.9%

081 LAW LIBRARY

08108125 500600 STAFF EMPLOYEES	58,543.00	58,543.00	40,192.51	2,364.27	.00	18,350.49	68.7
08108125 500800 TEMPORARY	5,688.00	5,688.00	1,905.00	225.00	.00	3,783.00	33.5
08108125 510100 FICA	3,598.00	3,598.00	2,551.57	156.91	.00	1,046.43	70.9
08108125 510200 MEDICARE	1,205.00	1,205.00	596.66	36.69	.00	608.34	49.5
08108125 510300 RETIREMENT	6,191.00	6,191.00	4,558.79	262.67	.00	1,632.21	73.6
08108125 510400 GROUP HEALTH INSUR	7,531.00	7,531.00	4,891.41	287.73	.00	2,639.59	65.0
08108125 510500 GROUP DENTAL INSUR	415.00	415.00	266.73	15.69	.00	148.27	64.3
08108125 510600 LIFE INSURANCE	60.00	60.00	38.08	2.24	.00	21.92	63.5
08108125 510700 UNEMPLOYMENT INSUR	53.00	53.00	50.95	3.36	.00	2.05	96.1
08108125 510900 WORKER'S COMPENSAT	473.00	473.00	353.63	21.75	.00	119.37	74.8
08108125 520100 SUPPLIES/OTH OPER	900.00	900.00	622.99	.00	.00	277.01	69.2
08108125 550300 TRAVEL AND TRAININ	2,843.00	2,843.00	1,820.40	.00	.00	1,022.60	64.0
08108125 550500 ASSOCIATION DUES	326.00	326.00	315.00	315.00	.00	11.00	96.6
08108125 561400 PROFESSIONAL SERVI	11,138.00	11,138.00	6,496.14	928.02	4,640.10	1.76	100.0
08108125 630200 BOOKS AND PERIODIC	102,146.00	102,146.00	81,880.20	4,530.00	20,225.10	40.70	100.0
TOTAL LAW LIBRARY	201,110.00	201,110.00	146,540.06	9,149.33	24,865.20	29,704.74	85.2%

BUDGET SUMMARIES REPORT
ACCOUNT SUMMARY MAY 2023

FOR 2023 08

	ORIGINAL APPROP	REVISED BUDGET	YTD ACTUAL	MTD ACTUAL	ENCUMBRANCES	AVAILABLE BUDGET	PCT USE/COL
TOTAL LAW LIBRARY	.00	.00	8,029.24	-5,972.95	24,865.20	-32,894.44	100.0%
TOTAL REVENUES	-201,110.00	-201,110.00	-138,510.82	-15,122.28	.00	-62,599.18	
TOTAL EXPENSES	201,110.00	201,110.00	146,540.06	9,149.33	24,865.20	29,704.74	

083 ELECTION SERVICES

000 UNDEFINED

083 453000 ELECTION SERVICES CONTR	-769,775.00	-769,775.00	-97,000.00	.00	.00	-672,775.00	12.6
TOTAL UNDEFINED	-769,775.00	-769,775.00	-97,000.00	.00	.00	-672,775.00	12.6%

077 ELECTIONS

08307770 500600 STAFF EMPLOYEES	47,251.00	47,251.00	24,116.12	-611.83	.00	23,134.88	51.0
08307770 500700 OVERTIME COMPENSAT	47,250.00	47,250.00	33,473.61	1,103.35	.00	13,776.39	70.8
08307770 500800 TEMPORARY	20,000.00	20,000.00	.00	.00	.00	20,000.00	.0
08307770 510100 FICA	7,099.00	7,099.00	3,401.12	25.75	.00	3,697.88	47.9
08307770 510200 MEDICARE	1,735.00	1,735.00	795.47	6.02	.00	939.53	45.8
08307770 510300 RETIREMENT	10,016.00	10,016.00	6,760.51	46.91	.00	3,255.49	67.5
08307770 510400 GROUP HEALTH INSUR	.00	.00	7,289.41	39.77	.00	-7,289.41	100.0
08307770 510500 GROUP DENTAL INSUR	.00	.00	365.94	2.56	.00	-365.94	100.0
08307770 510600 LIFE INSURANCE	.00	.00	43.07	.34	.00	-43.07	100.0
08307770 510700 UNEMPLOYMENT INSUR	120.00	120.00	60.76	.54	.00	59.24	50.6
08307770 510900 WORKER'S COMPENSAT	303.00	303.00	2,224.13	17.81	.00	-1,921.13	734.0
08307770 520100 SUPPLIES/OTH OPER	24,000.00	24,000.00	6,815.83	.00	.00	17,184.17	28.4
08307770 522500 POSTAGE	39,001.00	39,001.00	10,341.76	.00	.00	28,659.24	26.5
08307770 522900 PUBLICATIONS LEGAL	500.00	500.00	117.78	59.28	58.50	323.72	35.3
08307770 530200 VEHICLE OPERATION/	4,500.00	4,500.00	512.36	55.03	2,487.64	1,500.00	66.7
08307770 550300 TRAVEL AND TRAININ	10,000.00	10,000.00	740.40	.00	.00	9,259.60	7.4
08307770 561400 PROFESSIONAL SERVI	18,000.00	18,000.00	.00	.00	.00	18,000.00	.0
08307770 562200 CONTRACT SERVICES	500,000.00	500,000.00	296,573.56	11,865.54	88,426.44	115,000.00	77.0
08307770 570100 RENTALS AND LEASES	40,000.00	40,000.00	13,084.51	1,129.12	6,915.49	20,000.00	50.0
TOTAL ELECTIONS	769,775.00	769,775.00	406,716.34	13,740.19	97,888.07	265,170.59	65.6%
TOTAL ELECTION SERVICES	.00	.00	309,716.34	13,740.19	97,888.07	-407,604.41	100.0%
TOTAL REVENUES	-769,775.00	-769,775.00	-97,000.00	.00	.00	-672,775.00	
TOTAL EXPENSES	769,775.00	769,775.00	406,716.34	13,740.19	97,888.07	265,170.59	

084 HELP AMERICA VOTE ACT

BUDGET SUMMARIES REPORT
ACCOUNT SUMMARY MAY 2023

FOR 2023 08

084	HELP AMERICA VOTE ACT	ORIGINAL APPROP	REVISED BUDGET	YTD ACTUAL	MTD ACTUAL	ENCUMBRANCES	AVAILABLE BUDGET	PCT USE/COL
000 UNDEFINED								
084 420100	GRANT REVENUE	-4,024,697.00	-4,024,697.00	-325.64	.00	.00	-4,024,371.36	.0
	TOTAL UNDEFINED	-4,024,697.00	-4,024,697.00	-325.64	.00	.00	-4,024,371.36	.0%
077 ELECTIONS								
08407770 523100	NON-CAPITAL EQUIPM	4,024,697.00	4,024,697.00	.00	.00	.00	4,024,697.00	.0
	TOTAL ELECTIONS	4,024,697.00	4,024,697.00	.00	.00	.00	4,024,697.00	.0%
	TOTAL HELP AMERICA VOTE ACT	.00	.00	-325.64	.00	.00	325.64	100.0%
	TOTAL REVENUES	-4,024,697.00	-4,024,697.00	-325.64	.00	.00	-4,024,371.36	
	TOTAL EXPENSES	4,024,697.00	4,024,697.00	.00	.00	.00	4,024,697.00	
085 ELECTION ADMINISTRATION								
000 UNDEFINED								
085 453000	ELECTION SERVICES CONTR	-64,000.00	-64,000.00	.00	.00	.00	-64,000.00	.0
085 470000	INTEREST INCOME	.00	.00	-5,224.21	.00	.00	5,224.21	100.0
	TOTAL UNDEFINED	-64,000.00	-64,000.00	-5,224.21	.00	.00	-58,775.79	8.2%
077 ELECTIONS								
08507770 523100	NON-CAPITAL EQUIPM	14,900.00	14,900.00	.00	.00	.00	14,900.00	.0
08507770 530800	SOFTWARE MAINTENAN	20,000.00	20,000.00	19,337.00	.00	.00	663.00	96.7
08507770 550300	TRAVEL AND TRAININ	29,100.00	29,100.00	5,236.42	.00	.00	23,863.58	18.0
	TOTAL ELECTIONS	64,000.00	64,000.00	24,573.42	.00	.00	39,426.58	38.4%
	TOTAL ELECTION ADMINISTRATION	.00	.00	19,349.21	.00	.00	-19,349.21	100.0%
	TOTAL REVENUES	-64,000.00	-64,000.00	-5,224.21	.00	.00	-58,775.79	
	TOTAL EXPENSES	64,000.00	64,000.00	24,573.42	.00	.00	39,426.58	
086 ELECTION EQUIPMENT								

BUDGET SUMMARIES REPORT
ACCOUNT SUMMARY MAY 2023

FOR 2023 08

086	ELECTION EQUIPMENT	ORIGINAL APPROP	REVISED BUDGET	YTD ACTUAL	MTD ACTUAL	ENCUMBRANCES	AVAILABLE BUDGET	PCT USE/COL
000 UNDEFINED								
086 453000	ELECTION SERVICES CONTR	-75,000.00	-75,000.00	.00	.00	.00	-75,000.00	.0
086 470000	INTEREST INCOME	.00	.00	-6,666.55	.00	.00	6,666.55	100.0
086 736100	DRAW FROM RESERVES	-100.00	-100.00	.00	.00	.00	-100.00	.0
TOTAL UNDEFINED		-75,100.00	-75,100.00	-6,666.55	.00	.00	-68,433.45	8.9%
077 ELECTIONS								
08607770 530100	EQUIPMENT OPER/MAI	75,100.00	75,100.00	.00	.00	.00	75,100.00	.0
TOTAL ELECTIONS		75,100.00	75,100.00	.00	.00	.00	75,100.00	.0%
TOTAL ELECTION EQUIPMENT		.00	.00	-6,666.55	.00	.00	6,666.55	100.0%
TOTAL REVENUES		-75,100.00	-75,100.00	-6,666.55	.00	.00	-68,433.45	
TOTAL EXPENSES		75,100.00	75,100.00	.00	.00	.00	75,100.00	
090 DIST CLK RECORDS MGT. AND PRES								
000 UNDEFINED								
090 431200	DISTRICT CLERK RECORDS	-18,800.00	-18,800.00	-357.20	-18.38	.00	-18,442.80	1.9
090 470000	INTEREST INCOME	-600.00	-600.00	-1,103.11	.00	.00	503.11	183.9
090 736100	DRAW FROM RESERVES	-23,902.00	-23,902.00	.00	.00	.00	-23,902.00	.0
TOTAL UNDEFINED		-43,302.00	-43,302.00	-1,460.31	-18.38	.00	-41,841.69	3.4%
023 DISTRICT CLERK								
09002320 500800	TEMPORARY	22,201.00	22,201.00	6,925.00	310.00	.00	15,276.00	31.2
09002320 510100	FICA	1,277.00	1,277.00	429.35	19.22	.00	847.65	33.6
09002320 510200	MEDICARE	299.00	299.00	100.42	4.50	.00	198.58	33.6
09002320 510700	UNEMPLOYMENT INSUR	16.00	16.00	8.32	.40	.00	7.68	52.0
09002320 510900	WORKER'S COMPENSAT	9.00	9.00	18.68	.84	.00	-9.68	207.6
09002320 520100	SUPPLIES/OTH OPER	19,500.00	19,500.00	12,678.00	.00	3,977.00	2,845.00	85.4

BUDGET SUMMARIES REPORT
ACCOUNT SUMMARY MAY 2023

FOR 2023 08

	ORIGINAL APPROP	REVISED BUDGET	YTD ACTUAL	MTD ACTUAL	ENCUMBRANCES	AVAILABLE BUDGET	PCT USE/COL
TOTAL DISTRICT CLERK	43,302.00	43,302.00	20,159.77	334.96	3,977.00	19,165.23	55.7%
TOTAL DIST CLK RECORDS MGT. AN	.00	.00	18,699.46	316.58	3,977.00	-22,676.46	100.0%
TOTAL REVENUES	-43,302.00	-43,302.00	-1,460.31	-18.38	.00	-41,841.69	
TOTAL EXPENSES	43,302.00	43,302.00	20,159.77	334.96	3,977.00	19,165.23	
091 CTY CLK RECORDS MGT. AND PRES							
000 UNDEFINED							
091 431200 COUNTY CLERK RECORDS MG	-545,725.00	-545,725.00	-314,847.62	-41,146.02	.00	-230,877.38	57.7
091 470000 INTEREST INCOME	-10,000.00	-10,000.00	-113,705.07	.00	.00	103,705.07	1137.1
091 736100 DRAW FROM RESERVES	-92,733.00	-92,733.00	.00	.00	.00	-92,733.00	.0
TOTAL UNDEFINED	-648,458.00	-648,458.00	-428,552.69	-41,146.02	.00	-219,905.31	66.1%
003 COUNTY CLERK							
09100310 500600 STAFF EMPLOYEES	105,000.00	105,000.00	2,869.26	.00	.00	102,130.74	2.7
09100310 500700 OVERTIME COMPENSAT	1,000.00	1,000.00	.00	.00	.00	1,000.00	.0
09100310 500900 PART TIME POSITION	40,000.00	40,000.00	.00	.00	.00	40,000.00	.0
09100310 510100 FICA	8,899.00	8,899.00	174.37	.00	.00	8,724.63	2.0
09100310 510200 MEDICARE	2,082.00	2,082.00	40.78	.00	.00	2,041.22	2.0
09100310 510300 RETIREMENT	15,947.00	15,947.00	341.44	.00	.00	15,605.56	2.1
09100310 510400 GROUP HEALTH INSUR	15,062.00	15,062.00	575.46	.00	.00	14,486.54	3.8
09100310 510500 GROUP DENTAL INSUR	830.00	830.00	31.38	.00	.00	798.62	3.8
09100310 510600 LIFE INSURANCE	120.00	120.00	4.48	.00	.00	115.52	3.7
09100310 510700 UNEMPLOYMENT INSUR	130.00	130.00	2.87	.00	.00	127.13	2.2
09100310 510900 WORKER'S COMPENSAT	388.00	388.00	7.74	.00	.00	380.26	2.0
09100310 520100 SUPPLIES/OTH OPER	34,000.00	34,000.00	.00	.00	.00	34,000.00	.0
09100310 530100 EQUIPMENT OPER/MAI	15,000.00	15,000.00	.00	.00	.00	15,000.00	.0
09100310 561400 PROFESSIONAL SERVI	210,000.00	210,000.00	.00	.00	.00	210,000.00	.0
09100310 562200 CONTRACT SERVICES	200,000.00	200,000.00	.00	.00	.00	200,000.00	.0
TOTAL COUNTY CLERK	648,458.00	648,458.00	4,047.78	.00	.00	644,410.22	.6%
TOTAL CTY CLK RECORDS MGT. AND	.00	.00	-424,504.91	-41,146.02	.00	424,504.91	100.0%
TOTAL REVENUES	-648,458.00	-648,458.00	-428,552.69	-41,146.02	.00	-219,905.31	
TOTAL EXPENSES	648,458.00	648,458.00	4,047.78	.00	.00	644,410.22	

BUDGET SUMMARIES REPORT
ACCOUNT SUMMARY MAY 2023

FOR 2023 08

092	CTY RECORDS MGT. AND PRES	ORIGINAL APPROP	REVISED BUDGET	YTD ACTUAL	MTD ACTUAL	ENCUMBRANCES	AVAILABLE BUDGET	PCT USE/COL
092 CTY RECORDS MGT. AND PRES								
000 UNDEFINED								
092 431400	COUNTY RECORDS MGT. & P	-58,000.00	-58,000.00	-108,752.55	-14,623.71	.00	50,752.55	187.5
092 470000	INTEREST INCOME	-6,000.00	-6,000.00	-10,015.01	.00	.00	4,015.01	166.9
092 736100	DRAW FROM RESERVES	-22,201.00	-22,201.00	.00	.00	.00	-22,201.00	.0
TOTAL UNDEFINED		-86,201.00	-86,201.00	-118,767.56	-14,623.71	.00	32,566.56	137.8%
001 COMMISSIONERS' COURT								
09200110 500600	STAFF EMPLOYEES	57,730.00	57,730.00	37,485.05	2,205.00	.00	20,244.95	64.9
09200110 510100	FICA	3,554.00	3,554.00	2,096.58	123.32	.00	1,457.42	59.0
09200110 510200	MEDICARE	832.00	832.00	490.28	28.84	.00	341.72	58.9
09200110 510300	RETIREMENT	6,369.00	6,369.00	4,251.76	244.98	.00	2,117.24	66.8
09200110 510400	GROUP HEALTH INSUR	7,531.00	7,531.00	6,576.96	386.88	.00	954.04	87.3
09200110 510500	GROUP DENTAL INSUR	415.00	415.00	302.09	17.77	.00	112.91	72.8
09200110 510600	LIFE INSURANCE	60.00	60.00	38.08	2.24	.00	21.92	63.5
09200110 510700	UNEMPLOYMENT INSUR	51.00	51.00	45.49	2.87	.00	5.51	89.2
09200110 510900	WORKER'S COMPENSAT	466.00	466.00	314.84	18.52	.00	151.16	67.6
09200110 520100	SUPPLIES/OTH OPER	6,193.00	6,193.00	.00	.00	.00	6,193.00	.0
09200110 550300	TRAVEL AND TRAININ	3,000.00	3,000.00	.00	.00	.00	3,000.00	.0
TOTAL COMMISSIONERS' COURT		86,201.00	86,201.00	51,601.13	3,030.42	.00	34,599.87	59.9%
TOTAL CTY RECORDS MGT. AND PRE		.00	.00	-67,166.43	-11,593.29	.00	67,166.43	100.0%
TOTAL REVENUES		-86,201.00	-86,201.00	-118,767.56	-14,623.71	.00	32,566.56	
TOTAL EXPENSES		86,201.00	86,201.00	51,601.13	3,030.42	.00	34,599.87	
093 COURTHOUSE SECURITY								
000 UNDEFINED								
093 431510	COURTHOUSE SECURITY FEE	-115,111.00	-115,111.00	-111,307.90	-15,177.85	.00	-3,803.10	96.7
093 470000	INTEREST INCOME	-60.00	-60.00	-2,112.38	.00	.00	2,052.38	3520.6

BUDGET SUMMARIES REPORT
ACCOUNT SUMMARY MAY 2023

FOR 2023 08

093	COURTHOUSE SECURITY	ORIGINAL APPROP	REVISED BUDGET	YTD ACTUAL	MTD ACTUAL	ENCUMBRANCES	AVAILABLE BUDGET	PCT USE/COL
TOTAL UNDEFINED		-115,171.00	-115,171.00	-113,420.28	-15,177.85	.00	-1,750.72	98.5%
046 SHERIFF								
09304630	500600 STAFF EMPLOYEES	67,404.00	67,404.00	73,500.15	3,347.35	.00	-6,096.15	109.0
09304630	500700 OVERTIME COMPENSAT	3,000.00	3,000.00	10.09	.00	.00	2,989.91	.3
09304630	501300 LONGEVITY	1,180.00	1,180.00	343.40	.00	.00	836.60	29.1
09304630	510100 FICA	4,277.00	4,277.00	4,424.03	199.65	.00	-147.03	103.4
09304630	510200 MEDICARE	1,001.00	1,001.00	1,034.62	46.69	.00	-33.62	103.4
09304630	510300 RETIREMENT	7,303.00	7,303.00	8,428.86	371.89	.00	-1,125.86	115.4
09304630	510400 GROUP HEALTH INSUR	11,071.00	11,071.00	9,104.75	415.89	.00	1,966.25	82.2
09304630	510500 GROUP DENTAL INSUR	610.00	610.00	539.51	23.67	.00	70.49	88.4
09304630	510600 LIFE INSURANCE	88.00	88.00	70.95	3.24	.00	17.05	80.6
09304630	510700 UNEMPLOYMENT INSUR	63.00	63.00	87.51	4.35	.00	-24.51	138.9
09304630	510900 WORKER'S COMPENSAT	4,130.00	4,130.00	3,116.67	141.26	.00	1,013.33	75.5
09304630	520100 SUPPLIES/OTH OPER	4,200.00	4,200.00	.00	.00	1,500.00	2,700.00	35.7
09304630	522400 UNIFORMS	5,844.00	5,844.00	2,171.66	1,021.24	3,402.24	270.10	95.4
09304630	550300 TRAVEL AND TRAININ	5,000.00	5,000.00	.00	.00	.00	5,000.00	.0
TOTAL SHERIFF		115,171.00	115,171.00	102,832.20	5,575.23	4,902.24	7,436.56	93.5%
TOTAL COURTHOUSE SECURITY		.00	.00	-10,588.08	-9,602.62	4,902.24	5,685.84	100.0%
TOTAL REVENUES		-115,171.00	-115,171.00	-113,420.28	-15,177.85	.00	-1,750.72	
TOTAL EXPENSES		115,171.00	115,171.00	102,832.20	5,575.23	4,902.24	7,436.56	
094 COURT RECORD PRESERVATION								
000 UNDEFINED								
094	430500 COUNTY CLERK COURT RECO	-20,000.00	-20,000.00	.00	.00	.00	-20,000.00	.0
094	432600 DISTRICT CLERK COURT RE	-28,000.00	-28,000.00	-121.36	-11.28	.00	-27,878.64	.4
094	470000 INTEREST INCOME	-600.00	-600.00	-6,213.78	.00	.00	5,613.78	1035.6
TOTAL UNDEFINED		-48,600.00	-48,600.00	-6,335.14	-11.28	.00	-42,264.86	13.0%
001 COMMISSIONERS' COURT								
09400110	520200 SUPPLIES/OTH OPER	10,000.00	10,000.00	.00	.00	500.00	9,500.00	5.0

BUDGET SUMMARIES REPORT
ACCOUNT SUMMARY MAY 2023

FOR 2023 08

	ORIGINAL APPROP	REVISED BUDGET	YTD ACTUAL	MTD ACTUAL	ENCUMBRANCES	AVAILABLE BUDGET	PCT USE/COL
09400110 520300 SUPPLIES/OTH OPER	10,000.00	10,000.00	.00	.00	.00	10,000.00	.0
09400110 530400 EQUIPMENT OPER/MAI	5,000.00	5,000.00	.00	.00	.00	5,000.00	.0
09400110 561403 PROFESSIONAL SERVI	3,600.00	3,600.00	.00	.00	.00	3,600.00	.0
09400110 562500 CONTRACT SERVICES	20,000.00	20,000.00	.00	.00	19,061.06	938.94	95.3
TOTAL COMMISSIONERS' COURT	48,600.00	48,600.00	.00	.00	19,561.06	29,038.94	40.2%
TOTAL COURT RECORD PRESERVATIO	.00	.00	-6,335.14	-11.28	19,561.06	-13,225.92	100.0%
TOTAL REVENUES	-48,600.00	-48,600.00	-6,335.14	-11.28	.00	-42,264.86	
TOTAL EXPENSES	48,600.00	48,600.00	.00	.00	19,561.06	29,038.94	
095 LOCAL TRUANCY PREVENT & DIVERS							
000 UNDEFINED							
095 435500 TRUANCY PREVENTION	-20,000.00	-20,000.00	-9,656.00	-1,638.07	.00	-10,344.00	48.3
095 470000 INTEREST INCOME	-15.00	-15.00	-926.40	.00	.00	911.40	6176.0
TOTAL UNDEFINED	-20,015.00	-20,015.00	-10,582.40	-1,638.07	.00	-9,432.60	52.9%
001 COMMISSIONERS' COURT							
09500110 562200 CONTRACT SERVICES	20,015.00	20,015.00	120.00	.00	.00	19,895.00	.6
TOTAL COMMISSIONERS' COURT	20,015.00	20,015.00	120.00	.00	.00	19,895.00	.6%
TOTAL LOCAL TRUANCY PREVENT &	.00	.00	-10,462.40	-1,638.07	.00	10,462.40	100.0%
TOTAL REVENUES	-20,015.00	-20,015.00	-10,582.40	-1,638.07	.00	-9,432.60	
TOTAL EXPENSES	20,015.00	20,015.00	120.00	.00	.00	19,895.00	
096 HISTORICAL COMMISSION							
000 UNDEFINED							
096 470000 INTEREST INCOME	-100.00	-100.00	-337.12	.00	.00	237.12	337.1
096 472000 ROYALTIES & DONATIONS	-500.00	-500.00	.00	.00	.00	-500.00	.0

BUDGET SUMMARIES REPORT
ACCOUNT SUMMARY MAY 2023

FOR 2023 08

096	HISTORICAL COMMISSION	ORIGINAL APPROP	REVISED BUDGET	YTD ACTUAL	MTD ACTUAL	ENCUMBRANCES	AVAILABLE BUDGET	PCT USE/COL
096 736100	DRAW FROM RESERVES	-12,150.00	-12,150.00	.00	.00	.00	-12,150.00	.0
096 801100	XFER FROM GENERAL FUND	-5,550.00	-5,550.00	-5,550.00	.00	.00	.00	100.0
TOTAL UNDEFINED		-18,300.00	-18,300.00	-5,887.12	.00	.00	-12,412.88	32.2%
001 COMMISSIONERS' COURT								
09600110 520100	SUPPLIES/OTH OPER	1,500.00	1,500.00	949.71	259.79	.00	550.29	63.3
09600110 523100	NON-CAPITAL EQUIPM	16,100.00	16,100.00	6,275.00	.00	.00	9,825.00	39.0
09600110 550300	TRAVEL AND TRAININ	700.00	700.00	.00	.00	.00	700.00	.0
TOTAL COMMISSIONERS' COURT		18,300.00	18,300.00	7,224.71	259.79	.00	11,075.29	39.5%
TOTAL HISTORICAL COMMISSION		.00	.00	1,337.59	259.79	.00	-1,337.59	100.0%
TOTAL REVENUES		-18,300.00	-18,300.00	-5,887.12	.00	.00	-12,412.88	
TOTAL EXPENSES		18,300.00	18,300.00	7,224.71	259.79	.00	11,075.29	
097 CHILD ABUSE PREVENTION								
000 UNDEFINED								
097 430100	CO CHILD ABUSE PREVENTI	-1,500.00	-1,500.00	-104.20	-4.07	.00	-1,395.80	6.9
097 470000	INTEREST INCOME	-25.00	-25.00	-102.23	.00	.00	77.23	408.9
TOTAL UNDEFINED		-1,525.00	-1,525.00	-206.43	-4.07	.00	-1,318.57	13.5%
001 COMMISSIONERS' COURT								
09700110 562200	CONTRACT SERVICES	1,525.00	1,525.00	775.00	190.00	.00	750.00	50.8
TOTAL COMMISSIONERS' COURT		1,525.00	1,525.00	775.00	190.00	.00	750.00	50.8%
TOTAL CHILD ABUSE PREVENTION		.00	.00	568.57	185.93	.00	-568.57	100.0%
TOTAL REVENUES		-1,525.00	-1,525.00	-206.43	-4.07	.00	-1,318.57	
TOTAL EXPENSES		1,525.00	1,525.00	775.00	190.00	.00	750.00	
099 CTY/DIST COURT TECHNOLOGY								
000 UNDEFINED								

BUDGET SUMMARIES REPORT
ACCOUNT SUMMARY MAY 2023

FOR 2023 08

099	CTY/DIST COURT TECHNOLOGY	ORIGINAL APPROP	REVISED BUDGET	YTD ACTUAL	MTD ACTUAL	ENCUMBRANCES	AVAILABLE BUDGET	PCT USE/COL
099 430510	COUNTY COURT TECHNOLOGY	-500.00	-500.00	-1,290.03	-148.78	.00	790.03	258.0
099 432610	DISTRICT COURT TECHNOLO	-2,800.00	-2,800.00	-1,315.33	-134.84	.00	-1,484.67	47.0
099 470000	INTEREST INCOME	-300.00	-300.00	-1,765.49	.00	.00	1,465.49	588.5
099 736100	DRAW FROM RESERVES	-900.00	-900.00	.00	.00	.00	-900.00	.0
TOTAL UNDEFINED		-4,500.00	-4,500.00	-4,370.85	-283.62	.00	-129.15	97.1%
001 COMMISSIONERS' COURT								
09900110 530100	EQUIPMENT OPER/MAI	4,500.00	4,500.00	.00	.00	.00	4,500.00	.0
TOTAL COMMISSIONERS' COURT		4,500.00	4,500.00	.00	.00	.00	4,500.00	.0%
TOTAL CTY/DIST COURT TECHNOLOG		.00	.00	-4,370.85	-283.62	.00	4,370.85	100.0%
TOTAL REVENUES		-4,500.00	-4,500.00	-4,370.85	-283.62	.00	-129.15	
TOTAL EXPENSES		4,500.00	4,500.00	.00	.00	.00	4,500.00	
102 DIST COURT RECORDS TECHNOLOGY								
000 UNDEFINED								
102 437310	DISTRICT COURT RECORDS	-20,000.00	-20,000.00	-415.25	-13.57	.00	-19,584.75	2.1
102 470000	INTEREST INCOME	-500.00	-500.00	-2,438.49	.00	.00	1,938.49	487.7
102 736100	DRAW FROM RESERVES	-39,500.00	-39,500.00	.00	.00	.00	-39,500.00	.0
TOTAL UNDEFINED		-60,000.00	-60,000.00	-2,853.74	-13.57	.00	-57,146.26	4.8%
023 DISTRICT CLERK								
10202320 562200	CONTRACT SERVICES	60,000.00	60,000.00	.00	.00	57,183.19	2,816.81	95.3
TOTAL DISTRICT CLERK		60,000.00	60,000.00	.00	.00	57,183.19	2,816.81	95.3%
TOTAL DIST COURT RECORDS TECHN		.00	.00	-2,853.74	-13.57	57,183.19	-54,329.45	100.0%
TOTAL REVENUES		-60,000.00	-60,000.00	-2,853.74	-13.57	.00	-57,146.26	
TOTAL EXPENSES		60,000.00	60,000.00	.00	.00	57,183.19	2,816.81	
103 COUNTY CLERK RECORDS ARCHIVES								

BUDGET SUMMARIES REPORT
ACCOUNT SUMMARY MAY 2023

FOR 2023 08

103	COUNTY CLERK RECORDS ARCHIVES	ORIGINAL APPROP	REVISED BUDGET	YTD ACTUAL	MTD ACTUAL	ENCUMBRANCES	AVAILABLE BUDGET	PCT USE/COL
000 UNDEFINED								
103 437300	COUNTY CLERK RECORDS AR	-550,000.00	-550,000.00	-311,830.00	-40,730.00	.00	-238,170.00	56.7
103 470000	INTEREST INCOME	-10,000.00	-10,000.00	-82,237.67	.00	.00	72,237.67	822.4
103 736100	DRAW FROM RESERVES	-920,000.00	-920,000.00	.00	.00	.00	-920,000.00	.0
TOTAL UNDEFINED		-1,480,000.00	-1,480,000.00	-394,067.67	-40,730.00	.00	-1,085,932.33	26.6%
003 COUNTY CLERK								
10300310 561400	PROFESSIONAL SERVI	780,000.00	780,000.00	.00	.00	187,553.40	592,446.60	24.0
10300310 562200	CONTRACT SERVICES	700,000.00	700,000.00	28,135.70	4,033.05	34,286.70	637,577.60	8.9
TOTAL COUNTY CLERK		1,480,000.00	1,480,000.00	28,135.70	4,033.05	221,840.10	1,230,024.20	16.9%
TOTAL COUNTY CLERK RECORDS ARC		.00	.00	-365,931.97	-36,696.95	221,840.10	144,091.87	100.0%
TOTAL REVENUES		-1,480,000.00	-1,480,000.00	-394,067.67	-40,730.00	.00	-1,085,932.33	
TOTAL EXPENSES		1,480,000.00	1,480,000.00	28,135.70	4,033.05	221,840.10	1,230,024.20	
105 COMMUNITY/ECONOMIC DEV PRG								
000 UNDEFINED								
105 420300	STATE GRANT REVENUE	-16,000.00	-16,000.00	.00	.00	.00	-16,000.00	.0
105 470000	INTEREST INCOME	-700.00	-700.00	-11,947.50	.00	.00	11,247.50	1706.8
105 736100	DRAW FROM RESERVES	-8,010.00	-8,010.00	.00	.00	.00	-8,010.00	.0
TOTAL UNDEFINED		-24,710.00	-24,710.00	-11,947.50	.00	.00	-12,762.50	48.4%
002 COUNTY JUDGE								
10500210 520100	SUPPLIES/OTH OPER	.00	59,175.00	54,813.26	3,323.24	2,259.70	2,102.04	96.4
10500210 561400	PROFESSIONAL SERVI	24,710.00	17,235.00	17,231.60	.00	.00	3.40	100.0
10500210 562200	CONTRACT SERVICES	.00	45,000.00	16,794.47	181.32	1,752.50	26,453.03	41.2
10500210 570100	RENTALS AND LEASES	.00	3,000.00	2,444.50	1,038.18	500.00	55.50	98.2
10500210 580100	INSURANCE AND BOND	.00	300.00	252.00	.00	.00	48.00	84.0

BUDGET SUMMARIES REPORT
ACCOUNT SUMMARY MAY 2023

FOR 2023 08

	ORIGINAL APPROP	REVISED BUDGET	YTD ACTUAL	MTD ACTUAL	ENCUMBRANCES	AVAILABLE BUDGET	PCT USE/COL
TOTAL COUNTY JUDGE	24,710.00	124,710.00	91,535.83	4,542.74	4,512.20	28,661.97	77.0%
TOTAL COMMUNITY/ECONOMIC DEV P	.00	100,000.00	79,588.33	4,542.74	4,512.20	15,899.47	84.1%
TOTAL REVENUES	-24,710.00	-24,710.00	-11,947.50	.00	.00	-12,762.50	
TOTAL EXPENSES	24,710.00	124,710.00	91,535.83	4,542.74	4,512.20	28,661.97	
106 AMERICAN RESCUE PLAN ACT							
000 UNDEFINED							
106 420100 GRANT REVENUE	-34,372,468.00	-29,698,352.00	-29,636,114.77	.00	.00	-62,237.23	99.8
106 470000 INTEREST INCOME	.00	.00	-934,645.52	.00	.00	934,645.52	100.0
106 902000 XFER TO CONSOLIDATED R	4,000,000.00	4,000,000.00	4,000,000.00	4,000,000.00	.00	.00	100.0
TOTAL UNDEFINED	-30,372,468.00	-25,698,352.00	-26,570,760.29	4,000,000.00	.00	872,408.29	103.4%
001 COMMISSIONERS' COURT							
10600110 500600 STAFF EMPLOYEES	470,184.00	470,184.00	52,176.92	3,069.23	.00	418,007.08	11.1
10600110 510100 FICA	29,402.00	29,402.00	3,044.27	179.20	.00	26,357.73	10.4
10600110 510200 MEDICARE	6,876.00	6,876.00	711.97	41.91	.00	6,164.03	10.4
10600110 510300 RETIREMENT	55,975.00	55,975.00	5,918.08	340.99	.00	50,056.92	10.6
10600110 510400 GROUP HEALTH INSUR	31,325.00	31,325.00	4,891.41	287.73	.00	26,433.59	15.6
10600110 510500 GROUP DENTAL INSUR	1,934.00	1,934.00	302.09	17.77	.00	1,631.91	15.6
10600110 510600 LIFE INSURANCE	251.00	251.00	38.08	2.24	.00	212.92	15.2
10600110 510700 UNEMPLOYMENT INSUR	416.00	416.00	63.23	3.99	.00	352.77	15.2
10600110 510900 WORKER'S COMPENSAT	1,269.00	1,269.00	140.93	8.29	.00	1,128.07	11.1
10600110 520100 SUPPLIES/OTH OPER	.00	541,349.00	357,034.68	.00	158,766.40	25,547.92	95.3
10600110 523100 NON-CAPITAL EQUIPM	102,393.00	1,127,973.00	706,985.66	99,400.00	324,350.00	96,637.34	91.4
10600110 530100 EQUIPMENT OPER/MAI	118,614.00	129,236.00	41,386.60	.00	.00	87,849.40	32.0
10600110 561400 PROFESSIONAL SERVI	19,275,086.00	7,703,403.00	346,725.26	66,976.24	2,986,227.63	4,370,450.11	43.3
10600110 562200 CONTRACT SERVICES	10,000,000.00	10,000,000.00	.00	.00	.00	10,000,000.00	.0
10600110 599916 ARPA REVENUE REPLA	.00	5,397,419.00	.00	.00	.00	5,397,419.00	.0
10600110 620500 OTHER IMPROVEMENTS	118,763.00	118,763.00	91,291.00	.00	.00	27,472.00	76.9
10600110 660500 CAPITAL OUTLAY TEC	100,000.00	22,597.00	.00	.00	.00	22,597.00	.0
10600110 661060 CAPITAL OUTLAY-ARP	59,980.00	59,980.00	.00	.00	58,395.00	1,585.00	97.4
TOTAL COMMISSIONERS' COURT	30,372,468.00	25,698,352.00	1,610,710.18	170,327.59	3,527,739.03	20,559,902.79	20.0%

BUDGET SUMMARIES REPORT
ACCOUNT SUMMARY MAY 2023

FOR 2023 08

	ORIGINAL APPROP	REVISED BUDGET	YTD ACTUAL	MTD ACTUAL	ENCUMBRANCES	AVAILABLE BUDGET	PCT USE/COL
TOTAL AMERICAN RESCUE PLAN ACT	.00	.00	-24,960,050.11	4,170,327.59	3,527,739.03	21,432,311.08	100.0%
TOTAL REVENUES	-34,372,468.00	-29,698,352.00	-30,570,760.29	.00	.00	872,408.29	
TOTAL EXPENSES	34,372,468.00	29,698,352.00	5,610,710.18	4,170,327.59	3,527,739.03	20,559,902.79	

108 JP1 JUSTICE COURT TECHNOLOGY

000 UNDEFINED

108 430120 JUDICIAL TECH FUND FEE-	-6,500.00	-6,500.00	-3,487.54	-463.93	.00	-3,012.46	53.7
108 470000 INTEREST INCOME	-300.00	-300.00	-1,330.85	.00	.00	1,030.85	443.6
108 736100 DRAW FROM RESERVES	-22,001.00	-22,001.00	.00	.00	.00	-22,001.00	.0
TOTAL UNDEFINED	-28,801.00	-28,801.00	-4,818.39	-463.93	.00	-23,982.61	16.7%

001 COMMISSIONERS' COURT

10800120 500800 TEMPORARY	17,000.00	17,000.00	.00	.00	.00	17,000.00	.0
10800120 510100 FICA	1,054.00	1,054.00	.00	.00	.00	1,054.00	.0
10800120 510200 MEDICARE	247.00	247.00	.00	.00	.00	247.00	.0
10800120 520100 SUPPLIES/OTH OPER	500.00	500.00	.00	.00	.00	500.00	.0
10800120 523100 NON-CAPITAL EQUIPM	4,500.00	4,500.00	.00	.00	.00	4,500.00	.0
10800120 540100 COMMUNICATIONS - M	4,000.00	4,000.00	783.09	105.02	2,216.91	1,000.00	75.0
10800120 550300 TRAVEL AND TRAININ	1,500.00	1,500.00	.00	.00	.00	1,500.00	.0
TOTAL COMMISSIONERS' COURT	28,801.00	28,801.00	783.09	105.02	2,216.91	25,801.00	10.4%
TOTAL JP1 JUSTICE COURT TECHN	.00	.00	-4,035.30	-358.91	2,216.91	1,818.39	100.0%
TOTAL REVENUES	-28,801.00	-28,801.00	-4,818.39	-463.93	.00	-23,982.61	
TOTAL EXPENSES	28,801.00	28,801.00	783.09	105.02	2,216.91	25,801.00	

109 JP2 JUSTICE COURT TECHNOLOGY

000 UNDEFINED

109 430210 JUDICIAL TECH FUND FEE-	-2,000.00	-2,000.00	-1,302.05	-200.36	.00	-697.95	65.1
109 470000 INTEREST INCOME	-333.00	-333.00	-2,081.76	.00	.00	1,748.76	625.2

BUDGET SUMMARIES REPORT
ACCOUNT SUMMARY MAY 2023

FOR 2023 08

109	JP2 JUSTICE COURT TECHNOLOGY	ORIGINAL APPROP	REVISED BUDGET	YTD ACTUAL	MTD ACTUAL	ENCUMBRANCES	AVAILABLE BUDGET	PCT USE/COL
109 736100	DRAW FROM RESERVES	-17,667.00	-17,667.00	.00	.00	.00	-17,667.00	.0
	TOTAL UNDEFINED	-20,000.00	-20,000.00	-3,383.81	-200.36	.00	-16,616.19	16.9%
001 COMMISSIONERS' COURT								
10900120 520100	SUPPLIES/OTH OPER	7,500.00	7,500.00	.00	.00	.00	7,500.00	.0
10900120 523000	NON-CAPITAL SOFTWA	7,500.00	7,500.00	.00	.00	.00	7,500.00	.0
10900120 550300	TRAVEL AND TRAININ	5,000.00	5,000.00	.00	.00	.00	5,000.00	.0
	TOTAL COMMISSIONERS' COURT	20,000.00	20,000.00	.00	.00	.00	20,000.00	.0%
	TOTAL JP2 JUSTICE COURT TECHNO	.00	.00	-3,383.81	-200.36	.00	3,383.81	100.0%
	TOTAL REVENUES	-20,000.00	-20,000.00	-3,383.81	-200.36	.00	-16,616.19	
	TOTAL EXPENSES	20,000.00	20,000.00	.00	.00	.00	20,000.00	
110 JP3 JUSTICE COURT TECHNOLOGY								
000 UNDEFINED								
110 430310	JUDICIAL TECH FUND FEE-	-2,000.00	-2,000.00	-899.68	-141.31	.00	-1,100.32	45.0
110 470000	INTEREST INCOME	-101.00	-101.00	-635.79	.00	.00	534.79	629.5
110 736100	DRAW FROM RESERVES	-18,417.00	-18,417.00	.00	.00	.00	-18,417.00	.0
	TOTAL UNDEFINED	-20,518.00	-20,518.00	-1,535.47	-141.31	.00	-18,982.53	7.5%
001 COMMISSIONERS' COURT								
11000120 520100	SUPPLIES/OTH OPER	7,000.00	7,000.00	.00	.00	.00	7,000.00	.0
11000120 523100	NON-CAPITAL EQUIPM	11,218.00	11,218.00	4,577.61	.00	.00	6,640.39	40.8
11000120 540100	COMMUNICATIONS - M	1,100.00	1,100.00	461.26	.00	538.74	100.00	90.9
11000120 550300	TRAVEL AND TRAININ	1,200.00	1,200.00	.00	.00	.00	1,200.00	.0
	TOTAL COMMISSIONERS' COURT	20,518.00	20,518.00	5,038.87	.00	538.74	14,940.39	27.2%
	TOTAL JP3 JUSTICE COURT TECHNO	.00	.00	3,503.40	-141.31	538.74	-4,042.14	100.0%
	TOTAL REVENUES	-20,518.00	-20,518.00	-1,535.47	-141.31	.00	-18,982.53	
	TOTAL EXPENSES	20,518.00	20,518.00	5,038.87	.00	538.74	14,940.39	

BUDGET SUMMARIES REPORT
ACCOUNT SUMMARY MAY 2023

FOR 2023 08

111	JP4 JUSTICE COURT TECHNOLOGY	ORIGINAL APPROP	REVISED BUDGET	YTD ACTUAL	MTD ACTUAL	ENCUMBRANCES	AVAILABLE BUDGET	PCT USE/COL
111 JP4 JUSTICE COURT TECHNOLOGY								
000 UNDEFINED								
111 430400	JUDICIAL TECH FUND FEE-	-7,330.00	-7,330.00	-3,043.10	-602.61	.00	-4,286.90	41.5
111 470000	INTEREST INCOME	-300.00	-300.00	-2,171.43	.00	.00	1,871.43	723.8
111 736100	DRAW FROM RESERVES	-920.00	-920.00	.00	.00	.00	-920.00	.0
TOTAL UNDEFINED		-8,550.00	-8,550.00	-5,214.53	-602.61	.00	-3,335.47	61.0%
001 COMMISSIONERS' COURT								
11100120 520100	SUPPLIES/OTH OPER	6,050.00	6,050.00	.00	.00	.00	6,050.00	.0
11100120 550300	TRAVEL AND TRAININ	2,500.00	2,500.00	.00	.00	.00	2,500.00	.0
TOTAL COMMISSIONERS' COURT		8,550.00	8,550.00	.00	.00	.00	8,550.00	.0%
TOTAL JP4 JUSTICE COURT TECHN		.00	.00	-5,214.53	-602.61	.00	5,214.53	100.0%
TOTAL REVENUES		-8,550.00	-8,550.00	-5,214.53	-602.61	.00	-3,335.47	
TOTAL EXPENSES		8,550.00	8,550.00	.00	.00	.00	8,550.00	
112 COURT FACILITY FEE								
000 UNDEFINED								
112 430300	COUNTY CLERK	-40,000.00	-40,000.00	-25,520.00	-3,400.00	.00	-14,480.00	63.8
112 432300	DISTRICT CLERK FEES	-55,000.00	-55,000.00	-36,883.64	-5,236.88	.00	-18,116.36	67.1
112 470000	INTEREST INCOME	.00	.00	-2,131.23	.00	.00	2,131.23	100.0
TOTAL UNDEFINED		-95,000.00	-95,000.00	-64,534.87	-8,636.88	.00	-30,465.13	67.9%
001 COMMISSIONERS' COURT								
11200110 561400	PROFESSIONAL SERVI	95,000.00	95,000.00	.00	.00	.00	95,000.00	.0

BUDGET SUMMARIES REPORT
ACCOUNT SUMMARY MAY 2023

FOR 2023 08

	ORIGINAL APPROP	REVISED BUDGET	YTD ACTUAL	MTD ACTUAL	ENCUMBRANCES	AVAILABLE BUDGET	PCT USE/COL
TOTAL COMMISSIONERS' COURT	95,000.00	95,000.00	.00	.00	.00	95,000.00	.0%
TOTAL COURT FACILITY FEE	.00	.00	-64,534.87	-8,636.88	.00	64,534.87	100.0%
TOTAL REVENUES	-95,000.00	-95,000.00	-64,534.87	-8,636.88	.00	-30,465.13	
TOTAL EXPENSES	95,000.00	95,000.00	.00	.00	.00	95,000.00	
114 JUDICIAL EDUCATION & SUPPORT							
000 UNDEFINED							
114 430300 COUNTY CLERK	-5,568.00	-5,568.00	-3,290.00	-430.00	.00	-2,278.00	59.1
114 470000 INTEREST INCOME	.00	.00	-117.99	.00	.00	117.99	100.0
TOTAL UNDEFINED	-5,568.00	-5,568.00	-3,407.99	-430.00	.00	-2,160.01	61.2%
001 COMMISSIONERS' COURT							
11400110 550300 TRAVEL AND TRAININ	5,568.00	5,568.00	.00	.00	.00	5,568.00	.0
TOTAL COMMISSIONERS' COURT	5,568.00	5,568.00	.00	.00	.00	5,568.00	.0%
TOTAL JUDICIAL EDUCATION & SUP	.00	.00	-3,407.99	-430.00	.00	3,407.99	100.0%
TOTAL REVENUES	-5,568.00	-5,568.00	-3,407.99	-430.00	.00	-2,160.01	
TOTAL EXPENSES	5,568.00	5,568.00	.00	.00	.00	5,568.00	
115 LANGUAGE ACCESS							
000 UNDEFINED							
115 430300 COUNTY CLERK	-5,565.00	-5,565.00	-3,828.00	-510.00	.00	-1,737.00	68.8
115 432300 DISTRICT CLERK FEES	-8,222.00	-8,222.00	-5,532.76	-785.56	.00	-2,689.24	67.3
115 433100 JP PRECINCT 1	-3,785.00	-3,785.00	-3,012.00	-423.00	.00	-773.00	79.6
115 433200 JP PRECINCT 2	-5,025.00	-5,025.00	-3,897.00	-549.00	3.00	-1,131.00	77.5
115 433300 JP PRECINCT 3	-7,478.00	-7,478.00	-5,598.00	-717.00	.00	-1,880.00	74.9
115 433400 JP PRECINCT 4	-3,339.00	-3,339.00	-2,571.00	-510.00	.00	-768.00	77.0

BUDGET SUMMARIES REPORT
ACCOUNT SUMMARY MAY 2023

FOR 2023 08

115	LANGUAGE ACCESS	ORIGINAL APPROP	REVISED BUDGET	YTD ACTUAL	MTD ACTUAL	ENCUMBRANCES	AVAILABLE BUDGET	PCT USE/COL
115 470000	INTEREST INCOME	.00	.00	-796.70	.00	.00	796.70	100.0
	TOTAL UNDEFINED	-33,414.00	-33,414.00	-25,235.46	-3,494.56	3.00	-8,181.54	75.5%
001 COMMISSIONERS' COURT								
11500110 561400	PROFESSIONAL SERVI	16,707.00	16,707.00	.00	.00	.00	16,707.00	.0
11500110 562200	CONTRACT SERVICES	16,707.00	16,707.00	.00	.00	.00	16,707.00	.0
	TOTAL COMMISSIONERS' COURT	33,414.00	33,414.00	.00	.00	.00	33,414.00	.0%
	TOTAL LANGUAGE ACCESS	.00	.00	-25,235.46	-3,494.56	3.00	25,232.46	100.0%
	TOTAL REVENUES	-33,414.00	-33,414.00	-25,235.46	-3,494.56	3.00	-8,181.54	
	TOTAL EXPENSES	33,414.00	33,414.00	.00	.00	.00	33,414.00	
122 SHERIFF CONTRABAND								
000 UNDEFINED								
122 461200	FORFEIT ASSETS - DEA	-100,000.00	-100,000.00	.00	.00	.00	-100,000.00	.0
122 461400	FORFEITED FUNDS-CRIMINA	-150,000.00	-150,000.00	-93,836.25	.00	.00	-56,163.75	62.6
122 470000	INTEREST INCOME	-3,500.00	-3,500.00	-8,497.36	.00	.00	4,997.36	242.8
122 489900	OTHER REVENUE	-10,000.00	-10,000.00	.00	.00	.00	-10,000.00	.0
122 736100	DRAW FROM RESERVES	-126,500.00	-126,500.00	.00	.00	.00	-126,500.00	.0
	TOTAL UNDEFINED	-390,000.00	-390,000.00	-102,333.61	.00	.00	-287,666.39	26.2%
046 SHERIFF								
12204630 520100	SUPPLIES/OTH OPER	43,000.00	43,000.00	.00	.00	.00	43,000.00	.0
12204630 523100	NON-CAPITAL EQUIPM	15,000.00	15,000.00	.00	.00	.00	15,000.00	.0
12204630 550300	TRAVEL AND TRAININ	15,000.00	15,000.00	.00	.00	.00	15,000.00	.0
12204630 590600	INVESTIGATIVE EXPE	50,000.00	50,000.00	.00	.00	.00	50,000.00	.0
12204630 594400	DRUG PREVENTION PR	2,000.00	2,000.00	.00	.00	.00	2,000.00	.0
12204630 599900	OTHER CHARGES	100,000.00	100,000.00	28,150.87	.00	.00	71,849.13	28.2
12204630 640700	OTHER EQUIPMENT	165,000.00	165,000.00	115,498.60	.00	.00	49,501.40	70.0
	TOTAL SHERIFF	390,000.00	390,000.00	143,649.47	.00	.00	246,350.53	36.8%

BUDGET SUMMARIES REPORT
ACCOUNT SUMMARY MAY 2023

FOR 2023 08

	ORIGINAL APPROP	REVISED BUDGET	YTD ACTUAL	MTD ACTUAL	ENCUMBRANCES	AVAILABLE BUDGET	PCT USE/COL
TOTAL SHERIFF CONTRABAND	.00	.00	41,315.86	.00	.00	-41,315.86	100.0%
TOTAL REVENUES	-390,000.00	-390,000.00	-102,333.61	.00	.00	-287,666.39	
TOTAL EXPENSES	390,000.00	390,000.00	143,649.47	.00	.00	246,350.53	
124 INMATE SUPPLY							
000 UNDEFINED							
124 470000 INTEREST INCOME	-14,000.00	-14,000.00	-40,217.35	.00	.00	26,217.35	287.3
124 484300 CONCESSION COMMISSIONS	-1,090,000.00	-1,090,000.00	-410,396.28	.00	.00	-679,603.72	37.7
124 489900 OTHER REVENUE	-10,000.00	-10,000.00	-3,814.86	.00	.00	-6,185.14	38.1
TOTAL UNDEFINED	-1,114,000.00	-1,114,000.00	-454,428.49	.00	.00	-659,571.51	40.8%
047 DETENTION CENTER							
12404730 520100 SUPPLIES/OTH OPER	77,000.00	77,000.00	12,105.87	.00	.00	64,894.13	15.7
12404730 522600 INMATE SUPPLIES	40,000.00	40,000.00	38,761.47	.00	.00	1,238.53	96.9
12404730 523000 NON-CAPITAL SOFTWA	35,000.00	35,000.00	2,000.00	.00	.00	33,000.00	5.7
12404730 523100 NON-CAPITAL EQUIPM	30,000.00	30,000.00	.00	.00	.00	30,000.00	.0
12404730 530800 SOFTWARE MAINTENAN	22,000.00	22,000.00	.00	.00	.00	22,000.00	.0
12404730 562200 CONTRACT SERVICES	900,000.00	900,000.00	280,461.71	.00	.00	619,538.29	31.2
12404730 664700 CAPITAL OUTLAY-JAI	10,000.00	10,000.00	.00	.00	.00	10,000.00	.0
TOTAL DETENTION CENTER	1,114,000.00	1,114,000.00	333,329.05	.00	.00	780,670.95	29.9%
TOTAL INMATE SUPPLY	.00	.00	-121,099.44	.00	.00	121,099.44	100.0%
TOTAL REVENUES	-1,114,000.00	-1,114,000.00	-454,428.49	.00	.00	-659,571.51	
TOTAL EXPENSES	1,114,000.00	1,114,000.00	333,329.05	.00	.00	780,670.95	
126 VINE GRANT							
000 UNDEFINED							
126 420370 STATE REVENUE	-30,171.00	-30,171.00	-14,701.58	.00	.00	-15,469.42	48.7
TOTAL UNDEFINED	-30,171.00	-30,171.00	-14,701.58	.00	.00	-15,469.42	48.7%

BUDGET SUMMARIES REPORT
ACCOUNT SUMMARY MAY 2023

FOR 2023 08

	ORIGINAL APPROP	REVISED BUDGET	YTD ACTUAL	MTD ACTUAL	ENCUMBRANCES	AVAILABLE BUDGET	PCT USE/COL
046 SHERIFF							
12604630 520100 SUPPLIES/OTH OPER	30,171.00	30,171.00	14,701.58		.00	14,701.58	767.84 97.5
TOTAL SHERIFF	30,171.00	30,171.00	14,701.58		.00	14,701.58	767.84 97.5%
TOTAL VINE GRANT	.00	.00	.00		.00	14,701.58	-14,701.58 100.0%
TOTAL REVENUES	-30,171.00	-30,171.00	-14,701.58		.00	.00	-15,469.42
TOTAL EXPENSES	30,171.00	30,171.00	14,701.58		.00	14,701.58	767.84
128 HOMELAND SECURITY GRANT							
000 UNDEFINED							
128 423000 2014 HSGP HOMELAND SECU	-150,700.00	-160,705.00	-89,210.68	-52,783.07		.00	-71,494.32 55.5
TOTAL UNDEFINED	-150,700.00	-160,705.00	-89,210.68	-52,783.07		.00	-71,494.32 55.5%
046 SHERIFF							
12804630 520100 SUPPLIES/OTH OPER	9,000.00	7,017.00	7,017.50	7,017.50		.00	- .50 100.0
12804630 523130 HSGP-NON CAPITAL E	3,700.00	28,406.00	8,812.56		.00	14,701.00	4,892.44 82.8
12804630 664600 CAPITAL OUTLAY-SHE	138,000.00	125,282.00	73,380.62	45,765.57		.00	51,901.38 58.6
TOTAL SHERIFF	150,700.00	160,705.00	89,210.68	52,783.07		14,701.00	56,793.32 64.7%
TOTAL HOMELAND SECURITY GRANT	.00	.00	.00	.00		14,701.00	-14,701.00 100.0%
TOTAL REVENUES	-150,700.00	-160,705.00	-89,210.68	-52,783.07		.00	-71,494.32
TOTAL EXPENSES	150,700.00	160,705.00	89,210.68	52,783.07		14,701.00	56,793.32
129 HAZARD MITIGATION GRANT-EM							
000 UNDEFINED							
129 423300 HAZARD MITIGATION GRANT	-185,600.00	-185,600.00	.00	.00		.00	-185,600.00 .0

BUDGET SUMMARIES REPORT
ACCOUNT SUMMARY MAY 2023

FOR 2023 08

129	HAZARD MITIGATION GRANT-EM	ORIGINAL APPROP	REVISED BUDGET	YTD ACTUAL	MTD ACTUAL	ENCUMBRANCES	AVAILABLE BUDGET	PCT USE/COL
129 423400	HAZARD MITIGATION INKIN	-58,000.00	-58,000.00	.00	.00	.00	-58,000.00	.0
	TOTAL UNDEFINED	-243,600.00	-243,600.00	.00	.00	.00	-243,600.00	.0%

046 SHERIFF

12904630 561400	PROFESSIONAL SERVI	11,600.00	11,600.00	.00	.00	.00	11,600.00	.0
12904630 562200	CONTRACT SERVICES	174,000.00	174,000.00	.00	.00	.00	174,000.00	.0
12904630 599100	IN-KIND EXPENSE HL	58,000.00	58,000.00	.00	.00	.00	58,000.00	.0
	TOTAL SHERIFF	243,600.00	243,600.00	.00	.00	.00	243,600.00	.0%
	TOTAL HAZARD MITIGATION GRANT-	.00	.00	.00	.00	.00	.00	.0%
	TOTAL REVENUES	-243,600.00	-243,600.00	.00	.00	.00	-243,600.00	
	TOTAL EXPENSES	243,600.00	243,600.00	.00	.00	.00	243,600.00	

130 PROJECT SAFE NEIGHBORHOOD

000 UNDEFINED

130 420100	GRANT REVENUE	-81,753.00	-81,753.00	.00	.00	.00	-81,753.00	.0
	TOTAL UNDEFINED	-81,753.00	-81,753.00	.00	.00	.00	-81,753.00	.0%

046 SHERIFF

13004630 500700	OVERTIME COMPENSAT	18,449.00	18,449.00	.00	.00	.00	18,449.00	.0
13004630 520100	SUPPLIES/OTH OPER	28,337.00	28,337.00	.00	.00	.00	28,337.00	.0
13004630 523000	NON-CAPITAL SOFTWA	2,790.00	2,790.00	.00	.00	.00	2,790.00	.0
13004630 561400	PROFESSIONAL SERVI	20,700.00	20,700.00	.00	.00	.00	20,700.00	.0
13004630 664600	CAPITAL OUTLAY-SHE	11,477.00	11,477.00	.00	.00	.00	11,477.00	.0
	TOTAL SHERIFF	81,753.00	81,753.00	.00	.00	.00	81,753.00	.0%
	TOTAL PROJECT SAFE NEIGHBORHOOD	.00	.00	.00	.00	.00	.00	.0%
	TOTAL REVENUES	-81,753.00	-81,753.00	.00	.00	.00	-81,753.00	
	TOTAL EXPENSES	81,753.00	81,753.00	.00	.00	.00	81,753.00	

142 LEOSE SHERIFF

BUDGET SUMMARIES REPORT
ACCOUNT SUMMARY MAY 2023

FOR 2023 08

142	LEOSE SHERIFF	ORIGINAL APPROP	REVISED BUDGET	YTD ACTUAL	MTD ACTUAL	ENCUMBRANCES	AVAILABLE BUDGET	PCT USE/COL
000 UNDEFINED								
142 424700	LEOSE REVENUE	-50,000.00	-50,000.00	-20,933.92	.00	.00	-29,066.08	41.9
142 470000	INTEREST INCOME	-500.00	-500.00	-3,456.98	.00	.00	2,956.98	691.4
142 736100	DRAW FROM RESERVES	-74,500.00	-74,500.00	.00	.00	.00	-74,500.00	.0
TOTAL UNDEFINED		-125,000.00	-125,000.00	-24,390.90	.00	.00	-100,609.10	19.5%
046 SHERIFF								
14204630 550300	TRAVEL AND TRAININ	50,000.00	50,000.00	10,577.87	5,703.87	.00	39,422.13	21.2
14204630 664600	CAPITAL OUTLAY-SHE	75,000.00	75,000.00	.00	.00	.00	75,000.00	.0
TOTAL SHERIFF		125,000.00	125,000.00	10,577.87	5,703.87	.00	114,422.13	8.5%
TOTAL LEOSE SHERIFF		.00	.00	-13,813.03	5,703.87	.00	13,813.03	100.0%
TOTAL REVENUES		-125,000.00	-125,000.00	-24,390.90	.00	.00	-100,609.10	
TOTAL EXPENSES		125,000.00	125,000.00	10,577.87	5,703.87	.00	114,422.13	
145 SHERIFF COMMISSARY SALARY								
000 UNDEFINED								
145 424500	COMMISSARY SALARY REIMB	-771,814.00	-771,814.00	-543,442.05	-95,665.45	.00	-228,371.95	70.4
TOTAL UNDEFINED		-771,814.00	-771,814.00	-543,442.05	-95,665.45	.00	-228,371.95	70.4%
047 DETENTION CENTER								
14504730 500600	STAFF EMPLOYEES	560,618.00	560,618.00	375,525.51	22,354.24	.00	185,092.49	67.0
14504730 500700	OVERTIME COMPENSAT	2,000.00	2,000.00	25.59	.00	.00	1,974.41	1.3
14504730 501300	LONGEVITY	.00	.00	400.00	.00	.00	-400.00	100.0
14504730 510100	FICA	34,758.00	34,758.00	21,571.22	1,279.79	.00	13,186.78	62.1
14504730 510200	MEDICARE	8,130.00	8,130.00	5,044.74	299.30	.00	3,085.26	62.1
14504730 510300	RETIREMENT	62,284.00	62,284.00	42,618.75	2,483.57	.00	19,665.25	68.4
14504730 510400	GROUP HEALTH INSUR	75,310.00	75,310.00	70,601.00	4,243.54	.00	4,709.00	93.7

BUDGET SUMMARIES REPORT
ACCOUNT SUMMARY MAY 2023

FOR 2023 08

	ORIGINAL APPROP	REVISED BUDGET	YTD ACTUAL	MTD ACTUAL	ENCUMBRANCES	AVAILABLE BUDGET	PCT USE/COL
14504730 510500 GROUP DENTAL INSUR	4,150.00	4,150.00	3,099.54	184.00	.00	1,050.46	74.7
14504730 510600 LIFE INSURANCE	600.00	600.00	376.32	22.40	.00	223.68	62.7
14504730 510700 UNEMPLOYMENT INSUR	531.00	531.00	456.24	29.05	.00	74.76	85.9
14504730 510900 WORKER'S COMPENSAT	23,433.00	23,433.00	15,865.36	943.36	.00	7,567.64	67.7
TOTAL DETENTION CENTER	771,814.00	771,814.00	535,584.27	31,839.25	.00	236,229.73	69.4%
TOTAL SHERIFF COMMISSARY SALAR	.00	.00	-7,857.78	-63,826.20	.00	7,857.78	100.0%
TOTAL REVENUES	-771,814.00	-771,814.00	-543,442.05	-95,665.45	.00	-228,371.95	
TOTAL EXPENSES	771,814.00	771,814.00	535,584.27	31,839.25	.00	236,229.73	

146 LECD EMER COMMUNICATION GRANT

000 UNDEFINED

146 420410 GRANT REVENUE LECD	.00	-11,799.00	.00	.00	.00	-11,799.00	.0
TOTAL UNDEFINED	.00	-11,799.00	.00	.00	.00	-11,799.00	.0%

046 SHERIFF

14604630 550300 TRAVEL AND TRAININ	.00	8,540.00	7,287.38	987.38	.00	1,252.62	85.3
14604630 550500 ASSOCIATION DUES	.00	325.00	324.90	.00	.00	.10	100.0
14604630 561400 PROFESSIONAL SERVI	.00	2,934.00	1,467.00	.00	1,467.00	.00	100.0
TOTAL SHERIFF	.00	11,799.00	9,079.28	987.38	1,467.00	1,252.72	89.4%
TOTAL LECD EMER COMMUNICATION	.00	.00	9,079.28	987.38	1,467.00	-10,546.28	100.0%
TOTAL REVENUES	.00	-11,799.00	.00	.00	.00	-11,799.00	
TOTAL EXPENSES	.00	11,799.00	9,079.28	987.38	1,467.00	1,252.72	

150 TAG GRANT

000 UNDEFINED

150 420100 GRANT REVENUE	-1,859,810.00	-1,859,810.00	-578,263.15	-57,159.59	.00	-1,281,546.85	31.1
--------------------------	---------------	---------------	-------------	------------	-----	---------------	------

BUDGET SUMMARIES REPORT
ACCOUNT SUMMARY MAY 2023

FOR 2023 08

150	TAG GRANT	ORIGINAL APPROP	REVISED BUDGET	YTD ACTUAL	MTD ACTUAL	ENCUMBRANCES	AVAILABLE BUDGET	PCT USE/COL
TOTAL UNDEFINED		-1,859,810.00	-1,859,810.00	-578,263.15	-57,159.59	.00	-1,281,546.85	31.1%
046 SHERIFF								
15004630	500600	STAFF EMPLOYEES	199,933.00	199,933.00	134,063.08	7,689.59	.00	65,869.92 67.1
15004630	500700	OVERTIME COMPENSAT	49,449.00	49,449.00	50,942.72	187.18	.00	-1,493.72 103.0
15004630	510100	FICA	12,396.00	12,396.00	8,625.10	467.88	.00	3,770.90 69.6
15004630	510200	MEDICARE	2,899.00	2,899.00	2,017.12	109.41	.00	881.88 69.6
15004630	510300	RETIREMENT	21,740.00	21,740.00	16,456.91	875.11	.00	5,283.09 75.7
15004630	510400	GROUP HEALTH INSUR	29,211.00	29,211.00	14,535.94	809.54	.00	14,675.06 49.8
15004630	510500	GROUP DENTAL INSUR	1,358.00	1,358.00	794.38	53.00	.00	563.62 58.5
15004630	510600	LIFE INSURANCE	180.00	180.00	100.80	6.72	.00	79.20 56.0
15004630	510700	UNEMPLOYMENT INSUR	169.00	169.00	175.36	10.25	.00	-6.36 103.8
15004630	510900	WORKER'S COMPENSAT	8,437.00	8,437.00	6,119.18	332.39	.00	2,317.82 72.5
15004630	520000	PROJECT SUPPLIES	21,394.00	21,394.00	2,840.56	.00	10,681.00	7,872.44 63.2
15004630	520100	SUPPLIES/OTH OPER	77,477.00	82,980.00	36,282.70	531.83	10,776.56	35,920.74 56.7
15004630	523100	NON-CAPITAL EQUIPM	25,887.00	30,781.00	4,764.48	4,764.48	23,435.68	2,580.84 91.6
15004630	540100	COMMUNICATIONS - M	61,875.00	61,875.00	38,312.65	2,632.21	23,252.35	310.00 99.5
15004630	540600	UTILITIES	19,973.00	19,973.00	12,856.57	1,480.85	4,501.28	2,615.15 86.9
15004630	550300	TRAVEL AND TRAININ	87,044.00	96,865.00	35,723.32	3,319.78	.00	61,141.68 36.9
15004630	561400	PROFESSIONAL SERVI	28,985.00	28,985.00	14,319.85	1,579.00	6,851.00	7,814.15 73.0
15004630	562200	CONTRACT SERVICES	8,500.00	8,500.00	.00	.00	.00	8,500.00 .0
15004630	570200	BUILDING RENTAL	139,475.00	139,475.00	106,611.39	11,845.71	23,691.42	9,172.19 93.4
15004630	590600	INVESTIGATIVE EXPE	64,750.00	54,203.00	21,928.48	250.20	7,610.15	24,664.37 54.5
15004630	615000	OTHER IMPROVEMENTS	893,900.00	893,900.00	16,698.75	8,291.25	23,301.25	853,900.00 4.5
15004630	664600	CAPITAL OUTLAY-SHE	104,778.00	95,107.00	54,093.81	.00	19,030.08	21,983.11 76.9
TOTAL SHERIFF		1,859,810.00	1,859,810.00	578,263.15	45,236.38	153,130.77	1,128,416.08	39.3%
TOTAL TAG GRANT		.00	.00	.00	-11,923.21	153,130.77	-153,130.77	100.0%
TOTAL REVENUES		-1,859,810.00	-1,859,810.00	-578,263.15	-57,159.59	.00	-1,281,546.85	
TOTAL EXPENSES		1,859,810.00	1,859,810.00	578,263.15	45,236.38	153,130.77	1,128,416.08	

161 CDA BUSINESS CRIMES

000 UNDEFINED

161	434200	BAD CHECK COLLECTION FE	-60,000.00	-60,000.00	-13,152.92	.00	.00	-46,847.08 21.9
-----	--------	-------------------------	------------	------------	------------	-----	-----	-----------------

BUDGET SUMMARIES REPORT
ACCOUNT SUMMARY MAY 2023

FOR 2023 08

161	CDA BUSINESS CRIMES	ORIGINAL APPROP	REVISED BUDGET	YTD ACTUAL	MTD ACTUAL	ENCUMBRANCES	AVAILABLE BUDGET	PCT USE/COL
161 470000	INTEREST INCOME	-380.00	-380.00	-1,923.54	.00	.00	1,543.54	506.2
161 481500	OTHER REFUNDS/REIMBURSE	-38,005.00	-38,005.00	-5,337.33	.00	.00	-32,667.67	14.0
161 489900	OTHER REVENUE	-10,115.00	-10,115.00	.00	.00	.00	-10,115.00	.0
TOTAL UNDEFINED		-108,500.00	-108,500.00	-20,413.79	.00	.00	-88,086.21	18.8%
040 DISTRICT ATTORNEY								
16104025 520100	SUPPLIES/OTH OPER	73,000.00	73,000.00	3,215.70	500.00	.00	69,784.30	4.4
16104025 530100	EQUIPMENT OPER/MAI	2,500.00	2,500.00	.00	.00	.00	2,500.00	.0
16104025 530200	VEHICLE OPERATION/	2,500.00	2,500.00	353.93	.00	.00	2,146.07	14.2
16104025 550300	TRAVEL AND TRAININ	5,000.00	5,000.00	2,309.94	516.57	.00	2,690.06	46.2
16104025 550410	PERIODICALS	500.00	500.00	.00	.00	.00	500.00	.0
16104025 560800	WITNESS/INTERPRETE	25,000.00	25,000.00	19,760.41	3,345.00	.00	5,239.59	79.0
TOTAL DISTRICT ATTORNEY		108,500.00	108,500.00	25,639.98	4,361.57	.00	82,860.02	23.6%
TOTAL CDA BUSINESS CRIMES		.00	.00	5,226.19	4,361.57	.00	-5,226.19	100.0%
TOTAL REVENUES		-108,500.00	-108,500.00	-20,413.79	.00	.00	-88,086.21	
TOTAL EXPENSES		108,500.00	108,500.00	25,639.98	4,361.57	.00	82,860.02	
163 CDA CONTRABAND								
000 UNDEFINED								
163 470000	INTEREST INCOME	-500.00	-500.00	-2,720.14	.00	.00	2,220.14	544.0
163 489900	OTHER REVENUE	-76,000.00	-76,000.00	-66,291.46	.00	.00	-9,708.54	87.2
TOTAL UNDEFINED		-76,500.00	-76,500.00	-69,011.60	.00	.00	-7,488.40	90.2%
040 DISTRICT ATTORNEY								
16304025 599900	OTHER CHARGES	76,500.00	76,500.00	37,692.53	1,119.00	.00	38,807.47	49.3
TOTAL DISTRICT ATTORNEY		76,500.00	76,500.00	37,692.53	1,119.00	.00	38,807.47	49.3%
TOTAL CDA CONTRABAND		.00	.00	-31,319.07	1,119.00	.00	31,319.07	100.0%
TOTAL REVENUES		-76,500.00	-76,500.00	-69,011.60	.00	.00	-7,488.40	
TOTAL EXPENSES		76,500.00	76,500.00	37,692.53	1,119.00	.00	38,807.47	

BUDGET SUMMARIES REPORT
ACCOUNT SUMMARY MAY 2023

FOR 2023 08

164	CDA SPATTF GRANT	ORIGINAL APPROP	REVISED BUDGET	YTD ACTUAL	MTD ACTUAL	ENCUMBRANCES	AVAILABLE BUDGET	PCT USE/COL
164 CDA SPATTF GRANT								
000 UNDEFINED								
164	420300 STATE GRANT REVENUE	-446,785.00	-446,785.00	-192,233.88	.00	.00	-254,551.12	43.0
164	420400 SPATTF REVENUE-FEDERAL	.00	.00	2,138.90	.00	.00	-2,138.90	100.0
164	470010 INTEREST INCOME-PROGRAM	.00	.00	-9,471.31	-207.58	.00	9,471.31	100.0
164	470100 INTEREST INCOME-FEDERAL	.00	.00	-1,839.74	.00	.00	1,839.74	100.0
164	480000 IN-KIND REVENUE	-185,098.00	-185,098.00	-177,957.87	-35,492.84	.00	-7,140.13	96.1
164	480520 SPATTF PROGRAM INCOME	-42,060.00	-54,560.00	-31,607.73	14,108.00	.00	-22,952.27	57.9
164	801100 XFER FROM GENERAL FUND	-221,273.00	-248,759.00	-72,092.43	.00	.00	-176,666.57	29.0
TOTAL UNDEFINED		-895,216.00	-935,202.00	-483,064.06	-21,592.42	.00	-452,137.94	51.7%
040 DISTRICT ATTORNEY								
16404025	500600 STAFF EMPLOYEES	436,993.00	461,839.00	291,997.79	17,588.59	.00	169,841.21	63.2
16404025	500700 OVERTIME COMPENSAT	2,000.00	5,500.00	1,678.57	92.61	.00	3,821.43	30.5
16404025	510100 FICA	27,227.00	29,045.00	17,094.01	1,026.41	.00	11,950.99	58.9
16404025	510200 MEDICARE	6,366.00	9,186.00	3,997.76	240.05	.00	5,188.24	43.5
16404025	510300 RETIREMENT	52,076.00	53,242.00	33,309.54	1,964.37	.00	19,932.46	62.6
16404025	510400 GROUP HEALTH INSUR	38,830.00	39,311.00	34,370.10	1,963.04	.00	4,940.90	87.4
16404025	510500 GROUP DENTAL INSUR	2,905.00	2,620.00	2,325.88	122.85	.00	294.12	88.8
16404025	510600 LIFE INSURANCE	210.00	225.00	259.35	15.68	.00	-34.35	115.3
16404025	510700 UNEMPLOYMENT INSUR	445.00	431.00	357.73	22.98	.00	73.27	83.0
16404025	510900 WORKER'S COMPENSAT	18,966.00	19,605.00	9,315.42	547.40	.00	10,289.58	47.5
16404025	520100 SUPPLIES/OTH OPER	135,040.00	147,608.00	89,977.85	7,668.31	20,353.35	37,276.80	74.7
16404025	523100 NON-CAPITAL EQUIPM	9,900.00	10,192.00	10,191.15	.00	.00	.85	100.0
16404025	550300 TRAVEL AND TRAININ	9,100.00	9,100.00	6,674.95	529.71	.00	2,425.05	73.4
16404025	562200 CONTRACT SERVICES	124,998.00	124,998.00	83,332.00	10,416.50	.00	41,666.00	66.7
16404025	640700 OTHER EQUIPMENT	30,160.00	22,300.00	22,300.00	.00	.00	.00	100.0
TOTAL DISTRICT ATTORNEY		895,216.00	935,202.00	607,182.10	42,198.50	20,353.35	307,666.55	67.1%
TOTAL CDA SPATTF GRANT		.00	.00	124,118.04	20,606.08	20,353.35	-144,471.39	100.0%
TOTAL REVENUES		-895,216.00	-935,202.00	-483,064.06	-21,592.42	.00	-452,137.94	
TOTAL EXPENSES		895,216.00	935,202.00	607,182.10	42,198.50	20,353.35	307,666.55	

166 CDA JAG GRANT

000 UNDEFINED

BUDGET SUMMARIES REPORT
ACCOUNT SUMMARY MAY 2023

FOR 2023 08

166	CDA JAG GRANT	ORIGINAL APPROP	REVISED BUDGET	YTD ACTUAL	MTD ACTUAL	ENCUMBRANCES	AVAILABLE BUDGET	PCT USE/COL
166 422510	FEDERAL GRANT REVENUE-J	.00	.00	-104,946.50	.00	.00	104,946.50	100.0
166 422600	FEDERAL GRANT REVENUE-J	-51,277.00	-51,277.00	-53,305.66	.00	.00	2,028.66	104.0
166 422700	FEDERAL GRANT REVENUE-J	-101,979.00	-101,979.00	-101,978.50	.00	.00	-.50	100.0
166 470120	INTEREST REVENUE JAG20	.00	.00	-1,673.76	-129.94	.00	1,673.76	100.0
166 470300	INTEREST REVENUE-JAG22	.00	.00	-627.83	-446.34	.00	627.83	100.0
166 470900	INTEREST REVENUE JAG21	.00	.00	-3,462.46	-445.78	.00	3,462.46	100.0
TOTAL UNDEFINED		-153,256.00	-153,256.00	-265,994.71	-1,022.06	.00	112,738.71	173.6%
040 DISTRICT ATTORNEY								
16604025 599701	OTHER CHARGES-JAG2	41,277.00	51,277.00	24,243.72	.00	.00	27,033.28	47.3
16604025 599920	OTHER CHARGES-JAG2	101,979.00	101,979.00	41,271.16	41,271.16	.00	60,707.84	40.5
16604025 640710	CAPITAL EQUIPMENT-	10,000.00	.00	.00	.00	.00	.00	.0
TOTAL DISTRICT ATTORNEY		153,256.00	153,256.00	65,514.88	41,271.16	.00	87,741.12	42.7%
TOTAL CDA JAG GRANT		.00	.00	-200,479.83	40,249.10	.00	200,479.83	100.0%
TOTAL REVENUES		-153,256.00	-153,256.00	-265,994.71	-1,022.06	.00	112,738.71	
TOTAL EXPENSES		153,256.00	153,256.00	65,514.88	41,271.16	.00	87,741.12	
168 CDA Border Prosecution Unit								
000 UNDEFINED								
168 420100	GRANT REVENUE	-149,762.00	-149,762.00	-52,893.09	.00	.00	-96,868.91	35.3
TOTAL UNDEFINED		-149,762.00	-149,762.00	-52,893.09	.00	.00	-96,868.91	35.3%
040 DISTRICT ATTORNEY								
16804025 500600	STAFF EMPLOYEES	102,692.00	102,692.00	42,000.08	.00	.00	60,691.92	40.9
16804025 510100	FICA	6,388.00	6,388.00	2,596.65	.00	.00	3,791.35	40.6
16804025 510200	MEDICARE	1,494.00	1,494.00	607.25	.00	.00	886.75	40.6
16804025 510300	RETIREMENT	10,862.00	10,862.00	4,825.73	.00	.00	6,036.27	44.4
16804025 510400	GROUP HEALTH INSUR	7,935.00	7,935.00	2,542.99	.00	.00	5,392.01	32.0

BUDGET SUMMARIES REPORT
ACCOUNT SUMMARY MAY 2023

FOR 2023 08

	ORIGINAL APPROP	REVISED BUDGET	YTD ACTUAL	MTD ACTUAL	ENCUMBRANCES	AVAILABLE BUDGET	PCT USE/COL
16804025 510500 GROUP DENTAL INSUR	441.00	441.00	138.67	.00	.00	302.33	31.4
16804025 510600 LIFE INSURANCE	65.00	65.00	19.80	.00	.00	45.20	30.5
16804025 510700 UNEMPLOYMENT INSUR	68.00	68.00	48.55	.00	.00	19.45	71.4
16804025 510900 WORKER'S COMPENSAT	19,817.00	19,817.00	113.37	.00	.00	19,703.63	.6
TOTAL DISTRICT ATTORNEY	149,762.00	149,762.00	52,893.09	.00	.00	96,868.91	35.3%
TOTAL CDA Border Prosecution U	.00	.00	.00	.00	.00	.00	.0%
TOTAL REVENUES	-149,762.00	-149,762.00	-52,893.09	.00	.00	-96,868.91	
TOTAL EXPENSES	149,762.00	149,762.00	52,893.09	.00	.00	96,868.91	

171 CDA VOCA VICTIM ADV PROJECT

000 UNDEFINED

171 420300 STATE GRANT REVENUE	-124,086.00	-124,086.00	-74,562.27	-8,758.16	.00	-49,523.73	60.1
171 801100 XFER FROM GENERAL FUND	-31,022.00	-31,022.00	-18,640.56	-2,189.54	.00	-12,381.44	60.1
TOTAL UNDEFINED	-155,108.00	-155,108.00	-93,202.83	-10,947.70	.00	-61,905.17	60.1%

040 DISTRICT ATTORNEY

17104025 500600 STAFF EMPLOYEES	107,483.00	107,483.00	65,907.97	3,876.94	.00	41,575.03	61.3
17104025 510100 FICA	6,664.00	6,664.00	3,940.23	231.77	.00	2,723.77	59.1
17104025 510200 MEDICARE	1,559.00	1,559.00	921.40	54.20	.00	637.60	59.1
17104025 510300 RETIREMENT	12,790.00	12,790.00	7,475.46	430.72	.00	5,314.54	58.4
17104025 510400 GROUP HEALTH INSUR	15,062.00	15,062.00	14,025.00	825.00	.00	1,037.00	93.1
17104025 510500 GROUP DENTAL INSUR	830.00	830.00	598.91	35.23	.00	231.09	72.2
17104025 510600 LIFE INSURANCE	60.00	60.00	76.16	4.48	.00	-16.16	126.9
17104025 510700 UNEMPLOYMENT INSUR	107.00	107.00	79.88	5.04	.00	27.12	74.7
17104025 510900 WORKER'S COMPENSAT	290.00	290.00	177.82	10.46	.00	112.18	61.3
17104025 550300 TRAVEL AND TRAININ	10,263.00	10,263.00	.00	.00	.00	10,263.00	.0
TOTAL DISTRICT ATTORNEY	155,108.00	155,108.00	93,202.83	5,473.84	.00	61,905.17	60.1%
TOTAL CDA VOCA VICTIM ADV PROJ	.00	.00	.00	-5,473.86	.00	.00	.0%
TOTAL REVENUES	-155,108.00	-155,108.00	-93,202.83	-10,947.70	.00	-61,905.17	
TOTAL EXPENSES	155,108.00	155,108.00	93,202.83	5,473.84	.00	61,905.17	

201 GEN OB REFUNDING BOND SRS 2016

000 UNDEFINED

BUDGET SUMMARIES REPORT
ACCOUNT SUMMARY MAY 2023

FOR 2023 08

201	GEN OB REFUNDING BOND SRS	2016	ORIGINAL APPROP	REVISED BUDGET	YTD ACTUAL	MTD ACTUAL	ENCUMBRANCES	AVAILABLE BUDGET	PCT USE/COL
201 400100	CURRENT AD VALOREM TAXE		-5,648,885.00	-5,648,885.00	-5,994,975.39	-26,261.39	.00	346,090.39	106.1
201 400400	PEN & INT - CURRENT LEV		-23,580.00	-23,580.00	-17,977.79	-2,968.93	.00	-5,602.21	76.2
201 400500	DELIQ TAXES - PRIOR YEA		-35,082.00	-35,082.00	-13,192.33	-4,318.34	.00	-21,889.67	37.6
201 400600	PEN & INT - PRIOR YEARS		-17,828.00	-17,828.00	-13,883.89	-1,681.64	.00	-3,944.11	77.9
201 470000	INTEREST INCOME		-10,000.00	-10,000.00	-64,707.77	.00	.00	54,707.77	647.1
TOTAL UNDEFINED			-5,735,375.00	-5,735,375.00	-6,104,737.17	-35,230.30	.00	369,362.17	106.4%
200 DEBT SERVICE									
20120092 566100	DEBT SERVICE - PRI		5,595,000.00	5,595,000.00	5,595,000.00	.00	.00	.00	100.0
20120092 566200	DEBT SERVICE - INT		140,375.00	140,375.00	140,193.00	.00	.00	182.00	99.9
TOTAL DEBT SERVICE			5,735,375.00	5,735,375.00	5,735,193.00	.00	.00	182.00	100.0%
TOTAL GEN OB REFUNDING BOND SR			.00	.00	-369,544.17	-35,230.30	.00	369,544.17	100.0%
TOTAL REVENUES			-5,735,375.00	-5,735,375.00	-6,104,737.17	-35,230.30	.00	369,362.17	
TOTAL EXPENSES			5,735,375.00	5,735,375.00	5,735,193.00	.00	.00	182.00	
202 UNLIMITED TAX ROAD BONDS									
000 UNDEFINED									
202 400100	CURRENT AD VALOREM TAXE		-1,861,683.00	-1,861,683.00	-1,973,522.79	-8,645.14	.00	111,839.79	106.0
202 400400	PEN & INT - CURRENT LEV		-7,762.00	-7,762.00	-5,918.23	-977.37	.00	-1,843.77	76.2
202 400500	DELIQ TAXES - PRIOR YEA		-11,549.00	-11,549.00	-3,605.90	-1,180.35	.00	-7,943.10	31.2
202 400600	PEN & INT - PRIOR YEARS		-5,869.00	-5,869.00	-3,794.95	-459.65	.00	-2,074.05	64.7
202 470000	INTEREST INCOME		-1,200.00	-1,200.00	-15,385.69	.00	.00	14,185.69	1282.1
TOTAL UNDEFINED			-1,888,063.00	-1,888,063.00	-2,002,227.56	-11,262.51	.00	114,164.56	106.0%
200 DEBT SERVICE									
20220092 566100	DEBT SERVICE - PRI		695,000.00	695,000.00	695,000.00	.00	.00	.00	100.0
20220092 566200	DEBT SERVICE - INT		1,193,063.00	1,193,063.00	601,643.73	.00	.00	591,419.27	50.4

BUDGET SUMMARIES REPORT
ACCOUNT SUMMARY MAY 2023

FOR 2023 08

	ORIGINAL APPROP	REVISED BUDGET	YTD ACTUAL	MTD ACTUAL	ENCUMBRANCES	AVAILABLE BUDGET	PCT USE/COL
TOTAL DEBT SERVICE	1,888,063.00	1,888,063.00	1,296,643.73	.00	.00	591,419.27	68.7%
TOTAL UNLIMITED TAX ROAD BONDS	.00	.00	-705,583.83	-11,262.51	.00	705,583.83	100.0%
TOTAL REVENUES	-1,888,063.00	-1,888,063.00	-2,002,227.56	-11,262.51	.00	114,164.56	
TOTAL EXPENSES	1,888,063.00	1,888,063.00	1,296,643.73	.00	.00	591,419.27	
203 GEN OB REFUNDING BOND SRS 2021							
000 UNDEFINED							
203 400100 CURRENT AD VALOREM TAXE	-732,357.00	-732,357.00	-775,898.55	-3,398.88	.00	43,541.55	105.9
203 400400 PEN & INT - CURRENT LEV	-3,050.00	-3,050.00	-2,326.75	-384.25	.00	-723.25	76.3
203 400500 DELIQ TAXES - PRIOR YEA	-4,537.00	-4,537.00	-298.46	-97.70	.00	-4,238.54	6.6
203 400600 PEN & INT - PRIOR YEARS	-2,306.00	-2,306.00	-314.11	-38.04	.00	-1,991.89	13.6
203 470000 INTEREST INCOME	-50.00	-50.00	-5,213.47	.00	.00	5,163.47*****	
TOTAL UNDEFINED	-742,300.00	-742,300.00	-784,051.34	-3,918.87	.00	41,751.34	105.6%
200 DEBT SERVICE							
20320092 566100 DEBT SERVICE - PRI	670,000.00	670,000.00	670,000.00	.00	.00	.00	100.0
20320092 566200 DEBT SERVICE - INT	72,300.00	72,300.00	41,325.00	.00	.00	30,975.00	57.2
TOTAL DEBT SERVICE	742,300.00	742,300.00	711,325.00	.00	.00	30,975.00	95.8%
TOTAL GEN OB REFUNDING BOND SR	.00	.00	-72,726.34	-3,918.87	.00	72,726.34	100.0%
TOTAL REVENUES	-742,300.00	-742,300.00	-784,051.34	-3,918.87	.00	41,751.34	
TOTAL EXPENSES	742,300.00	742,300.00	711,325.00	.00	.00	30,975.00	
206 GEN OB REFUNDING BOND SRS 2013							
000 UNDEFINED							
206 400100 CURRENT AD VALOREM TAXE	-710,797.00	-710,797.00	.00	.00	.00	-710,797.00	.0
206 400400 PEN & INT - CURRENT LEV	-2,914.00	-2,914.00	.00	.00	.00	-2,914.00	.0

BUDGET SUMMARIES REPORT
ACCOUNT SUMMARY MAY 2023

FOR 2023 08

206	GEN OB REFUNDING BOND SRS 2013	ORIGINAL APPROP	REVISED BUDGET	YTD ACTUAL	MTD ACTUAL	ENCUMBRANCES	AVAILABLE BUDGET	PCT USE/COL
206 400500	DELIQ TAXES - PRIOR YEA	-4,336.00	-4,336.00	.00	.00	.00	-4,336.00	.0
206 400600	PEN & INT - PRIOR YEARS	-2,203.00	-2,203.00	.00	.00	.00	-2,203.00	.0
206 470000	INTEREST INCOME	-1,000.00	-1,000.00	.00	.00	.00	-1,000.00	.0
206 736100	DRAW FROM RESERVES	-74,800.00	-74,800.00	.00	.00	.00	-74,800.00	.0
TOTAL UNDEFINED		-796,050.00	-796,050.00	.00	.00	.00	-796,050.00	.0%

200 DEBT SERVICE

20620092 566100	DEBT SERVICE - PRI	655,000.00	655,000.00	.00	.00	.00	655,000.00	.0
20620092 566200	DEBT SERVICE - INT	141,050.00	141,050.00	.00	.00	.00	141,050.00	.0
TOTAL DEBT SERVICE		796,050.00	796,050.00	.00	.00	.00	796,050.00	.0%
TOTAL GEN OB REFUNDING BOND SR		.00	.00	.00	.00	.00	.00	.0%
TOTAL REVENUES		-796,050.00	-796,050.00	.00	.00	.00	-796,050.00	
TOTAL EXPENSES		796,050.00	796,050.00	.00	.00	.00	796,050.00	

208 SPECIAL TAX REVENUE BONDS 2020

000 UNDEFINED

208 470000	INTEREST INCOME	.00	.00	-22,348.61	.00	.00	22,348.61	100.0
208 736100	DRAW FROM RESERVES	-610,816.00	-610,816.00	.00	.00	.00	-610,816.00	.0
208 807900	XFER FROM VENUE HOT STV	-599,740.00	-599,740.00	-599,740.00	.00	.00	.00	100.0
TOTAL UNDEFINED		-1,210,556.00	-1,210,556.00	-622,088.61	.00	.00	-588,467.39	51.4%

200 DEBT SERVICE

20820092 566100	DEBT SERVICE - PRI	470,000.00	470,000.00	.00	.00	.00	470,000.00	.0
20820092 566200	DEBT SERVICE - INT	135,278.00	135,278.00	67,788.75	.00	.00	67,489.25	50.1
20820092 566300	Debt Service Reser	605,278.00	605,278.00	.00	.00	.00	605,278.00	.0
TOTAL DEBT SERVICE		1,210,556.00	1,210,556.00	67,788.75	.00	.00	1,142,767.25	5.6%
TOTAL SPECIAL TAX REVENUE BOND		.00	.00	-554,299.86	.00	.00	554,299.86	100.0%
TOTAL REVENUES		-1,210,556.00	-1,210,556.00	-622,088.61	.00	.00	-588,467.39	
TOTAL EXPENSES		1,210,556.00	1,210,556.00	67,788.75	.00	.00	1,142,767.25	

BUDGET SUMMARIES REPORT
ACCOUNT SUMMARY MAY 2023

FOR 2023 08

301	MPO ROAD CONSTRUCTION	ORIGINAL APPROP	REVISED BUDGET	YTD ACTUAL	MTD ACTUAL	ENCUMBRANCES	AVAILABLE BUDGET	PCT USE/COL
301 MPO ROAD CONSTRUCTION								
000 UNDEFINED								
301 470000	INTEREST INCOME	-100.00	-100.00	-28,842.07	.00	.00	28,742.07*****	
301 801100	XFER FROM GENERAL FUND	-1,410,100.00	-1,410,100.00	-1,410,100.00	.00	.00	.00	100.0
TOTAL UNDEFINED		-1,410,200.00	-1,410,200.00	-1,438,942.07	.00	.00	28,742.07	102.0%
300 CAPITAL PROJECTS								
30130093 562200	CONTRACT SERVICES	1,410,200.00	1,410,200.00	761,791.69	108,282.00	648,208.31	200.00	100.0
TOTAL CAPITAL PROJECTS		1,410,200.00	1,410,200.00	761,791.69	108,282.00	648,208.31	200.00	100.0%
TOTAL MPO ROAD CONSTRUCTION		.00	.00	-677,150.38	108,282.00	648,208.31	28,942.07	100.0%
TOTAL REVENUES		-1,410,200.00	-1,410,200.00	-1,438,942.07	.00	.00	28,742.07	
TOTAL EXPENSES		1,410,200.00	1,410,200.00	761,791.69	108,282.00	648,208.31	200.00	
302 TAX ROAD BOND CONSTRUCTION								
000 UNDEFINED								
302 470000	INTEREST INCOME	-60,000.00	-60,000.00	-1,045,262.54	.00	.00	985,262.54	1742.1
302 485500	BOND PROCEEDS	-53,525,000.00	-53,525,000.00	-46,427,856.18	.00	.00	-7,097,143.82	86.7
302 736100	DRAW FROM RESERVES	-33,056,624.00	-33,056,624.00	.00	.00	.00	-33,056,624.00	.0
TOTAL UNDEFINED		-86,641,624.00	-86,641,624.00	-47,473,118.72	.00	.00	-39,168,505.28	54.8%
300 CAPITAL PROJECTS								
30230093 520100	SUPPLIES/OTH OPER	.00	.00	4,550.04	.00	.00	-4,550.04	100.0
30230093 561400	PROFESSIONAL SERVI	12,920,000.00	12,920,000.00	978,677.13	153,993.63	3,596,575.37	8,344,747.50	35.4
30230093 562200	CONTRACT SERVICES	58,221,624.00	58,221,624.00	1,916,928.51	948,732.21	6,955,071.49	49,349,624.00	15.2

BUDGET SUMMARIES REPORT
ACCOUNT SUMMARY MAY 2023

FOR 2023 08

	ORIGINAL APPROP	REVISED BUDGET	YTD ACTUAL	MTD ACTUAL	ENCUMBRANCES	AVAILABLE BUDGET	PCT USE/COL
30230093 591600 RIGHT OF WAY EXPEN	15,500,000.00	15,500,000.00	6,918,259.34	3,970,965.34	2,127,590.66	6,454,150.00	58.4
TOTAL CAPITAL PROJECTS	86,641,624.00	86,641,624.00	9,818,415.02	5,073,691.18	12,679,237.52	64,143,971.46	26.0%
TOTAL TAX ROAD BOND CONTRUCTIO	.00	.00	-37,654,703.70	5,073,691.18	12,679,237.52	24,975,466.18	100.0%
TOTAL REVENUES	-86,641,624.00	-86,641,624.00	-47,473,118.72	.00	.00	-39,168,505.28	
TOTAL EXPENSES	86,641,624.00	86,641,624.00	9,818,415.02	5,073,691.18	12,679,237.52	64,143,971.46	

307 CRTX RENOVATIONS #2

000 UNDEFINED

307 470000 INTEREST INCOME	-4,000.00	-4,000.00	-42,277.96	.00	.00	38,277.96	1056.9
307 736100 DRAW FROM RESERVES	-1,900,000.00	-1,900,000.00	.00	.00	.00	-1,900,000.00	.0
307 801100 XFER FROM GENERAL FUND	-1,010,000.00	-1,010,000.00	.00	.00	.00	-1,010,000.00	.0
TOTAL UNDEFINED	-2,914,000.00	-2,914,000.00	-42,277.96	.00	.00	-2,871,722.04	1.5%

300 CAPITAL PROJECTS

30730093 561400 PROFESSIONAL SERVI	143,000.00	255,182.00	128,652.23	.00	25,442.77	101,087.00	60.4
30730093 610000 BUILDINGS	2,771,000.00	2,658,818.00	.00	.00	2,031,994.00	626,824.00	76.4
TOTAL CAPITAL PROJECTS	2,914,000.00	2,914,000.00	128,652.23	.00	2,057,436.77	727,911.00	75.0%
TOTAL CRTX RENOVATIONS #2	.00	.00	86,374.27	.00	2,057,436.77	-2,143,811.04	100.0%
TOTAL REVENUES	-2,914,000.00	-2,914,000.00	-42,277.96	.00	.00	-2,871,722.04	
TOTAL EXPENSES	2,914,000.00	2,914,000.00	128,652.23	.00	2,057,436.77	727,911.00	

308 VENUE CAPITAL PROJECT

000 UNDEFINED

308 470000 INTEREST INCOME	.00	.00	-14,397.48	.00	.00	14,397.48	100.0
308 736100 DRAW FROM RESERVES	-169,160.00	-169,160.00	.00	.00	.00	-169,160.00	.0
308 807900 XFER FROM VENUE HOT STV	.00	-745,531.00	-745,530.17	.00	.00	-.83	100.0

BUDGET SUMMARIES REPORT
ACCOUNT SUMMARY MAY 2023

FOR 2023 08

308	VENUE CAPITAL PROJECT	ORIGINAL APPROP	REVISED BUDGET	YTD ACTUAL	MTD ACTUAL	ENCUMBRANCES	AVAILABLE BUDGET	PCT USE/COL
TOTAL UNDEFINED		-169,160.00	-914,691.00	-759,927.65	.00	.00	-154,763.35	83.1%
300 CAPITAL PROJECTS								
30830093	561400 PROFESSIONAL SERVI	169,160.00	169,160.00	31,533.02	13,330.66	1,775.00	135,851.98	19.7
30830093	630000 INFRASTRUCTURE	.00	745,531.00	745,530.17	.00	.00	.83	100.0
TOTAL CAPITAL PROJECTS		169,160.00	914,691.00	777,063.19	13,330.66	1,775.00	135,852.81	85.1%
TOTAL VENUE CAPITAL PROJECT		.00	.00	17,135.54	13,330.66	1,775.00	-18,910.54	100.0%
TOTAL REVENUES		-169,160.00	-914,691.00	-759,927.65	.00	.00	-154,763.35	
TOTAL EXPENSES		169,160.00	914,691.00	777,063.19	13,330.66	1,775.00	135,852.81	
401 EMPLOYEE HEALTH BENEFIT								
000 UNDEFINED								
401	470000 INTEREST INCOME	-20,000.00	-20,000.00	-124,514.67	.00	.00	104,514.67	622.6
401	480600 INSURANCE REIMBURSEMENT	-50,000.00	-50,000.00	.00	.00	.00	-50,000.00	.0
401	483010 SURVIVOR SB872 INSURANC	-8,000.00	-8,000.00	.00	.00	.00	-8,000.00	.0
401	483100 COBRA INSURANCE PREMIUM	-10,000.00	-10,000.00	-3,586.94	-1,870.76	.00	-6,413.06	35.9
401	483200 RETIREE INSURANCE PREMI	-160,000.00	-160,000.00	-84,325.00	-10,935.00	.00	-75,675.00	52.7
401	484400 STOP LOSS REIMBURSEMENT	-250,000.00	-250,000.00	-95,845.82	.00	.00	-154,154.18	38.3
401	485100 EMPLOYEE MEDICAL SHARE	-1,700,000.00	-1,700,000.00	-1,085,861.68	-66,165.00	.00	-614,138.32	63.9
401	485200 COUNTY MEDICAL SHARE	-10,614,000.00	-10,614,000.00	-6,266,680.73	-376,090.04	.00	-4,347,319.27	59.0
401	489900 OTHER REVENUE	-25,000.00	-25,000.00	-3,932.44	.00	.00	-21,067.56	15.7
401	736100 DRAW FROM RESERVES	-1,888,000.00	-1,888,000.00	.00	.00	.00	-1,888,000.00	.0
TOTAL UNDEFINED		-14,725,000.00	-14,725,000.00	-7,664,747.28	-455,060.80	.00	-7,060,252.72	52.1%
400 BENEFITS								
40140094	561400 PROFESSIONAL SERVI	40,000.00	40,000.00	30,000.00	.00	.00	10,000.00	75.0
40140094	562200 CONTRACT SERVICES	705,000.00	705,000.00	511,533.66	50,474.18	157,626.34	35,840.00	94.9
40140094	581510 EMPLOYEE HEALTH BE	12,000,000.00	12,000,000.00	7,729,565.28	1,112,278.38	3,870,934.72	399,500.00	96.7
40140094	581600 HSA EMPLOYER CONTR	960,000.00	960,000.00	793,596.18	666.67	.00	166,403.82	82.7

BUDGET SUMMARIES REPORT
ACCOUNT SUMMARY MAY 2023

FOR 2023 08

	ORIGINAL APPROP	REVISED BUDGET	YTD ACTUAL	MTD ACTUAL	ENCUMBRANCES	AVAILABLE BUDGET	PCT USE/COL
40140094 581700 RETIREE HRA PAYMEN	170,000.00	170,000.00	132,203.91	14,023.79	.00	37,796.09	77.8
40140094 581800 MEDICAL STOP LOSS	850,000.00	850,000.00	591,787.00	75,627.28	258,213.00	.00	100.0
TOTAL BENEFITS	14,725,000.00	14,725,000.00	9,788,686.03	1,253,070.30	4,286,774.06	649,539.91	95.6%
TOTAL EMPLOYEE HEALTH BENEFIT	.00	.00	2,123,938.75	798,009.50	4,286,774.06	-6,410,712.81	100.0%
TOTAL REVENUES	-14,725,000.00	-14,725,000.00	-7,664,747.28	-455,060.80	.00	-7,060,252.72	
TOTAL EXPENSES	14,725,000.00	14,725,000.00	9,788,686.03	1,253,070.30	4,286,774.06	649,539.91	
403 WORKERS COMPENSATION							
000 UNDEFINED							
403 470000 INTEREST INCOME	-20,000.00	-20,000.00	-207,828.72	.00	.00	187,828.72	1039.1
403 480600 INSURANCE REIMBURSEMENT	-10,000.00	-10,000.00	.00	.00	.00	-10,000.00	.0
403 485210 COUNTY W/C SHARE	-1,800,000.00	-1,800,000.00	-1,314,304.60	-160,417.26	.00	-485,695.40	73.0
403 489900 OTHER REVENUE	-500.00	-500.00	.00	.00	.00	-500.00	.0
TOTAL UNDEFINED	-1,830,500.00	-1,830,500.00	-1,522,133.32	-160,417.26	.00	-308,366.68	83.2%
400 BENEFITS							
40340094 520100 SUPPLIES/OTH OPER	500.00	500.00	.00	.00	.00	500.00	.0
40340094 562200 CONTRACT SERVICES	150,000.00	150,000.00	38,232.00	5,921.00	80,369.00	31,399.00	79.1
40340094 580110 INSURANCE PREMIUM	250,000.00	250,000.00	201,338.00	.00	.00	48,662.00	80.5
40340094 581520 WORKERS COMP CLAIM	1,430,000.00	1,430,000.00	389,223.64	42,539.65	310,776.36	730,000.00	49.0
TOTAL BENEFITS	1,830,500.00	1,830,500.00	628,793.64	48,460.65	391,145.36	810,561.00	55.7%
TOTAL WORKERS COMPENSATION	.00	.00	-893,339.68	-111,956.61	391,145.36	502,194.32	100.0%
TOTAL REVENUES	-1,830,500.00	-1,830,500.00	-1,522,133.32	-160,417.26	.00	-308,366.68	
TOTAL EXPENSES	1,830,500.00	1,830,500.00	628,793.64	48,460.65	391,145.36	810,561.00	
GRAND TOTAL	.00	427,275.00	-97,307,019.50	6,764,554.50	40,077,275.72	57,657,018.78	*****%

** END OF REPORT - Generated by Scott, Rhonda **

Budget Report

For Fiscal: 2022-2023 Period Ending 05/31/23

Group/Fund Summary

BUDGET SUMMARIES REPORT
GROUP SUMMARY MAY 2023

FOR 2023 08

	ORIGINAL APPROP	REVISED BUDGET	YTD ACTUAL	MTD ACTUAL	ENCUMBRANCES	AVAILABLE BUDGET	PCT USE/COL
011 GENERAL FUND							
000 UNDEFINED	-123,001,199.00	-122,133,732.00	-91,618,074.19	-5,601,230.36	105.00	-30,515,762.81	75.0%
001 COMMISSIONERS' COURT	718,301.00	724,801.00	454,506.43	23,436.64	3,470.55	266,824.02	63.2%
002 COUNTY JUDGE	276,889.00	278,889.00	174,302.57	10,307.94	418.36	104,168.07	62.6%
003 COUNTY CLERK	1,435,017.00	1,435,017.00	759,908.42	44,848.04	14,123.94	660,984.64	53.9%
005 INFORMATION TECHNOLOGY SER	12,055,957.00	12,055,957.00	5,731,648.53	525,347.27	347,441.64	5,976,866.83	50.4%
007 NON DEPARTMENTAL	6,457,718.00	4,652,364.00	2,022,916.28	272,594.29	613,652.83	2,015,794.89	56.7%
009 TREASURER	489,860.00	489,860.00	335,566.55	16,010.09	3,417.48	150,875.97	69.2%
010 TAX ASSESSOR/COLLECTOR	2,309,836.00	2,309,836.00	1,323,720.00	80,109.10	11,881.62	974,234.38	57.8%
011 PURCHASING	595,440.00	595,440.00	342,462.54	21,390.05	12,519.85	240,457.61	59.6%
012 AUDITOR	1,526,010.00	1,526,010.00	769,661.24	45,328.61	1,990.40	754,358.36	50.6%
013 HUMAN RESOURCES	968,659.00	968,659.00	534,372.29	36,992.01	26,300.51	407,986.20	57.9%
014 COURTS	5,321,144.00	5,321,144.00	3,154,444.75	188,544.99	17,404.36	2,149,294.89	59.6%
015 APPELLATE COURTS	23,604.00	23,604.00	15,465.72	880.64	.00	8,138.28	65.5%
023 DISTRICT CLERK	1,999,882.00	1,999,882.00	1,170,556.19	69,621.18	47,370.24	781,955.57	60.9%
030 JUDICIAL COMPLIANCE	402,504.00	402,504.00	240,417.41	14,570.31	.00	162,086.59	59.7%
031 JUSTICE OF THE PEACE PCT 1	384,003.00	384,003.00	242,871.51	14,266.38	559.59	140,571.90	63.4%
032 JUSTICE OF THE PEACE PCT 2	353,361.00	353,361.00	219,474.42	13,311.56	2,379.69	131,506.89	62.8%
033 JUSTICE OF THE PEACE PCT 3	409,738.00	409,738.00	246,096.80	16,289.24	1,552.19	162,089.01	60.4%
034 JUSTICE OF THE PEACE PCT 4	402,094.00	402,094.00	257,798.14	15,993.53	2,387.03	141,908.83	64.7%
038 CENTRAL JURY	377,260.00	377,260.00	162,559.16	10,897.35	9,461.54	205,239.30	45.6%
039 JUDICIAL	6,267,898.00	6,375,898.00	3,787,296.40	184,288.08	1,701,836.39	886,765.21	86.1%
040 DISTRICT ATTORNEY	8,521,178.00	8,531,692.00	4,850,045.22	336,525.85	166,601.43	3,515,045.35	58.8%
041 CONSTABLE PCT 1	101,321.00	102,761.00	60,589.08	3,664.33	4,674.35	37,497.57	63.5%
042 CONSTABLE PCT 2	99,588.00	99,588.00	56,533.70	3,589.40	2,405.91	40,648.39	59.2%
043 CONSTABLE PCT 3	102,282.00	102,282.00	49,261.44	2,982.87	2,881.25	50,139.31	51.0%
044 CONSTABLE PCT 4	152,401.00	152,401.00	99,323.95	46,071.10	5,236.83	47,840.22	68.6%
045 MEDICAL EXAMINER	2,760,855.00	2,760,855.00	1,686,622.05	205,534.02	541,532.56	532,700.39	80.7%
046 SHERIFF	19,288,225.00	19,477,977.00	11,145,290.18	888,174.95	1,876,576.05	6,456,110.77	66.9%
047 DETENTION CENTER	34,061,233.00	34,080,163.00	21,217,026.35	1,606,492.58	1,880,614.90	10,982,521.75	67.8%
048 INMATE TRANSPORTATION	843,290.00	1,843,290.00	638,277.70	237,388.61	800,061.92	404,950.38	78.0%
049 PUBLIC SAFETY	2,076,412.00	2,076,412.00	1,745,046.65	62,214.42	194,536.14	136,829.21	93.4%
057 COMM SUPERVISION & CORRECT	123,000.00	123,000.00	7,180.61	2,933.50	1,400.52	114,418.87	7.0%
061 FACILITY MAINTENANCE	8,138,005.00	7,738,558.00	4,147,013.33	473,854.45	727,153.46	2,864,391.21	63.0%
064 AUTO THEFT TASK FORCE	9,840.00	9,840.00	.00	.00	2,722.10	7,117.90	27.7%
068 GENERAL ASSISTANCE	519,463.00	519,463.00	266,587.71	23,846.18	753.29	252,122.00	51.5%
070 VETERAN'S AFFAIRS	72,260.00	72,260.00	46,664.55	2,744.89	.00	25,595.45	64.6%
072 TEXAS AgrILIFE EXT	473,403.00	473,403.00	228,664.44	11,759.32	13,983.89	230,754.67	51.3%
077 ELECTIONS	2,014,665.00	2,014,665.00	714,052.69	46,507.43	431,460.74	869,151.57	56.9%
089 LIBRARY SERVICES	291,658.00	291,658.00	239,785.00	.00	.00	51,873.00	82.2%
090 PUBLIC WORKS	576,945.00	576,945.00	333,707.01	20,616.49	6,687.44	236,550.55	59.0%
TOTAL REVENUES	-142,556,377.00	-142,575,307.00	-107,451,747.18	-6,308,271.65	105.00	-35,123,664.82	
TOTAL EXPENSES	142,556,377.00	142,575,109.00	85,311,390.00	6,286,968.98	9,477,450.99	47,786,268.01	

BUDGET SUMMARIES REPORT
GROUP SUMMARY MAY 2023

FOR 2023 08

020	CONSOLIDATED ROAD AND BRIDGE	ORIGINAL APPROP	REVISED BUDGET	YTD ACTUAL	MTD ACTUAL	ENCUMBRANCES	AVAILABLE BUDGET	PCT USE/COL
020 CONSOLIDATED ROAD AND BRIDGE								
000	UNDEFINED	-16,727,556.00	-16,868,656.00	-15,017,335.66	-4,290,870.70	.00	-1,851,320.34	89.0%
190	CONSOLIDATED ROAD AND BRID	16,727,556.00	16,868,656.00	6,614,704.14	1,262,161.99	2,864,977.83	7,388,974.03	56.2%
	TOTAL REVENUES	-16,727,556.00	-16,868,656.00	-15,017,335.66	-4,290,870.70	.00	-1,851,320.34	
	TOTAL EXPENSES	16,727,556.00	16,868,656.00	6,614,704.14	1,262,161.99	2,864,977.83	7,388,974.03	
031 PRECINCT 1 PARK								
000	UNDEFINED	-144,260.00	-144,260.00	-92,975.70	-1,468.38	.00	-51,284.30	64.5%
191	PRECINCT 1 PARK	144,260.00	144,260.00	38,831.29	3,045.16	8,485.79	96,942.92	32.8%
	TOTAL REVENUES	-202,744.00	-202,744.00	-151,459.70	-1,468.38	.00	-51,284.30	
	TOTAL EXPENSES	202,744.00	202,744.00	97,315.29	3,045.16	8,485.79	96,942.92	
032 SLATON/ROOSEVELT PARK								
000	UNDEFINED	-145,183.00	-145,183.00	-140,716.76	-1,368.38	.00	-4,466.24	96.9%
192	PRECINCT 2 PARK	145,183.00	145,183.00	60,897.00	8,371.06	19,129.94	65,156.06	55.1%
	TOTAL REVENUES	-145,183.00	-145,183.00	-140,716.76	-1,368.38	.00	-4,466.24	
	TOTAL EXPENSES	145,183.00	145,183.00	60,897.00	8,371.06	19,129.94	65,156.06	
033 IDALOU/NEW DEAL PARK								
000	UNDEFINED	-105,548.00	-105,548.00	-85,971.11	-1,368.38	.00	-19,576.89	81.5%
193	PRECINCT 3 PARK	105,548.00	145,903.00	79,352.91	4,377.81	4,557.34	61,992.75	57.5%
	TOTAL REVENUES	-164,032.00	-164,032.00	-144,455.11	-1,368.38	.00	-19,576.89	
	TOTAL EXPENSES	164,032.00	204,387.00	137,836.91	4,377.81	4,557.34	61,992.75	
034 SHALLOWATER PARK								
000	UNDEFINED	-141,147.00	-141,147.00	-85,625.99	-1,168.38	.00	-55,521.01	60.7%
194	PRECINCT 4 PARK	141,147.00	141,147.00	21,180.29	1,501.34	6,624.17	113,342.54	19.7%
	TOTAL REVENUES	-199,631.00	-199,631.00	-144,109.99	-1,168.38	.00	-55,521.01	
	TOTAL EXPENSES	199,631.00	199,631.00	79,664.29	1,501.34	6,624.17	113,342.54	
041 PERMANENT IMPROVEMENT								

BUDGET SUMMARIES REPORT
GROUP SUMMARY MAY 2023

FOR 2023 08

041	PERMANENT IMPROVEMENT	ORIGINAL APPROP	REVISED BUDGET	YTD ACTUAL	MTD ACTUAL	ENCUMBRANCES	AVAILABLE BUDGET	PCT USE/COL
000	UNDEFINED	-9,619,149.00	-12,785,232.00	-7,313,145.04	-55,678.65	.00	-5,472,086.96	57.2%
061	FACILITY MAINTENANCE	9,619,149.00	12,785,232.00	4,798,637.23	868,150.63	3,065,612.26	4,920,982.51	61.5%
	TOTAL REVENUES	-9,619,149.00	-12,785,232.00	-7,313,145.04	-55,678.65	.00	-5,472,086.96	
	TOTAL EXPENSES	9,619,149.00	12,785,232.00	4,798,637.23	868,150.63	3,065,612.26	4,920,982.51	
043 LCETRZ NOI TAX INCREMENT FUND								
000	UNDEFINED	-191,000.00	-191,000.00	-4,529.17	.00	.00	-186,470.83	2.4%
090	PUBLIC WORKS	191,000.00	191,000.00	.00	.00	.00	191,000.00	.0%
	TOTAL REVENUES	-191,000.00	-191,000.00	-4,529.17	.00	.00	-186,470.83	
	TOTAL EXPENSES	191,000.00	191,000.00	.00	.00	.00	191,000.00	
046 TJJD (P) JJAEP GRANT								
000	UNDEFINED	-80,000.00	-80,000.00	-15,052.50	.00	.00	-64,947.50	18.8%
051	JUVENILE PROBATION	80,000.00	80,000.00	.00	.00	.00	80,000.00	.0%
	TOTAL REVENUES	-80,000.00	-80,000.00	-15,052.50	.00	.00	-64,947.50	
	TOTAL EXPENSES	80,000.00	80,000.00	.00	.00	.00	80,000.00	
047 TJJD TJJD DSA RISK & NEEDS ASS								
000	UNDEFINED	-15,628.00	-15,628.00	-13,433.68	.00	.00	-2,194.32	86.0%
051	JUVENILE PROBATION	15,628.00	15,628.00	13,433.68	.00	.00	2,194.32	86.0%
	TOTAL REVENUES	-15,628.00	-15,628.00	-13,433.68	.00	.00	-2,194.32	
	TOTAL EXPENSES	15,628.00	15,628.00	13,433.68	.00	.00	2,194.32	
048 TJJD DSA RESIDENTIAL PROJECTS								
000	UNDEFINED	.00	.00	-106,270.00	-106,270.00	.00	106,270.00	100.0%
	TOTAL REVENUES	.00	.00	-106,270.00	-106,270.00	.00	106,270.00	
049 TJJD DSA PREVENT/INTERVENTION								

BUDGET SUMMARIES REPORT
GROUP SUMMARY MAY 2023

FOR 2023 08

049	TJJD DSA PREVENT/INTERVENTION	ORIGINAL APPROP	REVISED BUDGET	YTD ACTUAL	MTD ACTUAL	ENCUMBRANCES	AVAILABLE BUDGET	PCT USE/COL
000	UNDEFINED	.00	-66,000.00	-55,000.00	-5,500.00	.00	-11,000.00	83.3%
051	JUVENILE PROBATION	.00	66,000.00	.00	.00	.00	66,000.00	.0%
	TOTAL REVENUES	.00	-66,000.00	-55,000.00	-5,500.00	.00	-11,000.00	
	TOTAL EXPENSES	.00	66,000.00	.00	.00	.00	66,000.00	
050 JUVENILE STAR PROGRAM								
000	UNDEFINED	-661,495.00	-625,490.00	-600,000.00	.00	.00	-25,490.00	95.9%
051	JUVENILE PROBATION	661,495.00	661,495.00	330,779.14	19,923.68	3,403.94	327,311.92	50.5%
	TOTAL REVENUES	-661,495.00	-625,490.00	-600,000.00	.00	.00	-25,490.00	
	TOTAL EXPENSES	661,495.00	661,495.00	330,779.14	19,923.68	3,403.94	327,311.92	
051 JUVENILE PROBATION								
000	UNDEFINED	-2,602,678.00	-2,354,604.00	-673,005.68	-705,481.75	.00	-1,681,598.32	28.6%
051	JUVENILE PROBATION	2,602,678.00	2,602,678.00	1,412,471.77	99,417.28	75,643.95	1,114,562.28	57.2%
	TOTAL REVENUES	-12,085,221.00	-12,085,221.00	-5,788,903.25	-705,481.75	.00	-6,296,317.75	
	TOTAL EXPENSES	12,085,221.00	12,333,295.00	6,528,369.34	99,417.28	75,643.95	5,729,281.71	
054 TJJD (A) JUV PROB COMM GRANT								
000	UNDEFINED	-2,201,578.00	-2,201,578.00	-990,159.16	-13,844.00	.00	-1,211,418.84	45.0%
051	JUVENILE PROBATION	2,201,578.00	2,201,578.00	928,583.98	77,717.98	122,182.85	1,150,811.17	47.7%
	TOTAL REVENUES	-2,201,578.00	-2,201,578.00	-990,159.16	-13,844.00	.00	-1,211,418.84	
	TOTAL EXPENSES	2,201,578.00	2,201,578.00	928,583.98	77,717.98	122,182.85	1,150,811.17	
055 JUVENILE DETENTION								
000	UNDEFINED	-5,432,696.00	-5,432,696.00	-1,759,679.34	-108,130.00	.00	-3,673,016.66	32.4%
051	JUVENILE PROBATION	5,432,696.00	5,432,696.00	2,474,400.97	129,668.08	102,130.44	2,856,164.59	47.4%
	TOTAL REVENUES	-5,432,696.00	-5,432,696.00	-1,759,679.34	-108,130.00	.00	-3,673,016.66	
	TOTAL EXPENSES	5,432,696.00	5,432,696.00	2,474,400.97	129,668.08	102,130.44	2,856,164.59	
057 JUVENILE FOOD SERVICE								

BUDGET SUMMARIES REPORT
GROUP SUMMARY MAY 2023

FOR 2023 08

057	JUVENILE FOOD SERVICE	ORIGINAL APPROP	REVISED BUDGET	YTD ACTUAL	MTD ACTUAL	ENCUMBRANCES	AVAILABLE BUDGET	PCT USE/COL
000	UNDEFINED	-419,096.00	-425,687.00	-184,455.00	.00	.00	-241,232.00	43.3%
051	JUVENILE PROBATION	419,096.00	425,687.00	244,103.89	24,330.63	61,623.14	119,959.97	71.8%
	TOTAL REVENUES	-419,096.00	-425,687.00	-184,455.00	.00	.00	-241,232.00	
	TOTAL EXPENSES	419,096.00	425,687.00	244,103.89	24,330.63	61,623.14	119,959.97	
064 TJJD (E) TITLE IV E GRANT								
000	UNDEFINED	-204,400.00	.00	-3,118.91	.00	.00	3,118.91	100.0%
051	JUVENILE PROBATION	204,400.00	.00	.00	.00	.00	.00	.0%
	TOTAL REVENUES	-204,400.00	.00	-3,118.91	.00	.00	3,118.91	
	TOTAL EXPENSES	204,400.00	.00	.00	.00	.00	.00	
067 CJD DWI COURT GRANT								
000	UNDEFINED	-32,951.00	-39,495.00	-18,573.30	.00	.00	-20,921.70	47.0%
014	COURTS	32,951.00	39,495.00	27,139.61	.00	440.00	11,915.39	69.8%
	TOTAL REVENUES	-32,951.00	-39,495.00	-18,573.30	.00	.00	-20,921.70	
	TOTAL EXPENSES	32,951.00	39,495.00	27,139.61	.00	440.00	11,915.39	
070 ON LINE ACCESS								
000	UNDEFINED	-185,000.00	-185,000.00	-7,116.85	.00	.00	-177,883.15	3.8%
014	COURTS	185,000.00	185,000.00	5,169.23	520.00	2,060.00	177,770.77	3.9%
	TOTAL REVENUES	-185,000.00	-185,000.00	-7,116.85	.00	.00	-177,883.15	
	TOTAL EXPENSES	185,000.00	185,000.00	5,169.23	520.00	2,060.00	177,770.77	
072 CJD DRUG COURT GRANT								
000	UNDEFINED	-44,092.00	-44,092.00	-20,898.35	.00	.00	-23,193.65	47.4%
014	COURTS	44,092.00	44,092.00	20,898.35	.00	460.00	22,733.65	48.4%
	TOTAL REVENUES	-44,092.00	-44,092.00	-20,898.35	.00	.00	-23,193.65	
	TOTAL EXPENSES	44,092.00	44,092.00	20,898.35	.00	460.00	22,733.65	
074 COUNTY DRUG COURT COURT COST								

BUDGET SUMMARIES REPORT
GROUP SUMMARY MAY 2023

FOR 2023 08

074	COUNTY DRUG COURT COURT COST	ORIGINAL APPROP	REVISED BUDGET	YTD ACTUAL	MTD ACTUAL	ENCUMBRANCES	AVAILABLE BUDGET	PCT USE/COL
000 UNDEFINED		-33,240.00	-33,240.00	-20,683.17	-1,469.57	.00	-12,556.83	62.2%
014 COURTS		33,240.00	33,240.00	615.67	-26.32	403.62	32,220.71	3.1%
	TOTAL REVENUES	-33,240.00	-33,240.00	-20,683.17	-1,469.57	.00	-12,556.83	
	TOTAL EXPENSES	33,240.00	33,240.00	615.67	-26.32	403.62	32,220.71	
075 DISPUTE RESOLUTION								
000 UNDEFINED		-379,026.00	-395,875.00	-223,615.47	-34,324.64	10.00	-172,269.53	56.5%
075 DISPUTE RESOLUTION		379,026.00	395,875.00	266,480.84	21,878.85	5,644.58	123,749.58	68.7%
	TOTAL REVENUES	-379,026.00	-396,026.00	-253,915.92	-34,324.64	10.00	-142,120.08	
	TOTAL EXPENSES	379,026.00	396,026.00	296,781.29	21,878.85	5,644.58	93,600.13	
076 USDA AG MEDIATION GRANT								
000 UNDEFINED		-420,000.00	-420,000.00	-112,217.69	.00	.00	-307,782.31	26.7%
076 USDA AG MEDIATION GRANT		420,000.00	420,000.00	146,933.49	10,181.28	192.05	272,874.46	35.0%
	TOTAL REVENUES	-420,000.00	-420,000.00	-112,217.69	.00	.00	-307,782.31	
	TOTAL EXPENSES	420,000.00	420,000.00	146,933.49	10,181.28	192.05	272,874.46	
077 DOMESTIC RELATIONS OFFICE								
000 UNDEFINED		-212,344.00	-248,344.00	-128,975.03	-9,995.34	.00	-119,368.97	51.9%
075 DISPUTE RESOLUTION		212,344.00	251,544.00	118,911.72	11,662.52	3,580.37	129,051.91	48.7%
	TOTAL REVENUES	-212,344.00	-248,344.00	-128,975.03	-9,995.34	.00	-119,368.97	
	TOTAL EXPENSES	212,344.00	251,544.00	118,911.72	11,662.52	3,580.37	129,051.91	
078 MEDIATION & MENTAL HEALTH GRAN								
000 UNDEFINED		.00	-2,397.00	-1,889.10	.00	.00	-507.90	78.8%
076 USDA AG MEDIATION GRANT		.00	2,397.00	1,889.10	.00	.00	507.90	78.8%
	TOTAL REVENUES	.00	-2,397.00	-1,889.10	.00	.00	-507.90	
	TOTAL EXPENSES	.00	2,397.00	1,889.10	.00	.00	507.90	
079 VENUE HOT & STVR TAX								

BUDGET SUMMARIES REPORT
GROUP SUMMARY MAY 2023

FOR 2023 08

079	VENUE HOT & STVR TAX	ORIGINAL APPROP	REVISED BUDGET	YTD ACTUAL	MTD ACTUAL	ENCUMBRANCES	AVAILABLE BUDGET	PCT USE/COL
000 UNDEFINED		-2,135,099.00	-1,389,729.00	-720,571.73	-327,385.23	.00	-669,157.27	51.8%
001 COMMISSIONERS' COURT		2,135,099.00	1,389,568.00	41,942.59	16,000.00	18,400.00	1,329,225.41	4.3%
	TOTAL REVENUES	-2,735,000.00	-2,735,000.00	-2,065,841.90	-327,385.23	.00	-669,158.10	
	TOTAL EXPENSES	2,735,000.00	2,734,839.00	1,387,212.76	16,000.00	18,400.00	1,329,226.24	
081 LAW LIBRARY								
000 UNDEFINED		-201,110.00	-201,110.00	-138,510.82	-15,122.28	.00	-62,599.18	68.9%
081 LAW LIBRARY		201,110.00	201,110.00	146,540.06	9,149.33	24,865.20	29,704.74	85.2%
	TOTAL REVENUES	-201,110.00	-201,110.00	-138,510.82	-15,122.28	.00	-62,599.18	
	TOTAL EXPENSES	201,110.00	201,110.00	146,540.06	9,149.33	24,865.20	29,704.74	
083 ELECTION SERVICES								
000 UNDEFINED		-769,775.00	-769,775.00	-97,000.00	.00	.00	-672,775.00	12.6%
077 ELECTIONS		769,775.00	769,775.00	406,716.34	13,740.19	97,888.07	265,170.59	65.6%
	TOTAL REVENUES	-769,775.00	-769,775.00	-97,000.00	.00	.00	-672,775.00	
	TOTAL EXPENSES	769,775.00	769,775.00	406,716.34	13,740.19	97,888.07	265,170.59	
084 HELP AMERICA VOTE ACT								
000 UNDEFINED		-4,024,697.00	-4,024,697.00	-325.64	.00	.00	-4,024,371.36	.0%
077 ELECTIONS		4,024,697.00	4,024,697.00	.00	.00	.00	4,024,697.00	.0%
	TOTAL REVENUES	-4,024,697.00	-4,024,697.00	-325.64	.00	.00	-4,024,371.36	
	TOTAL EXPENSES	4,024,697.00	4,024,697.00	.00	.00	.00	4,024,697.00	
085 ELECTION ADMINISTRATION								
000 UNDEFINED		-64,000.00	-64,000.00	-5,224.21	.00	.00	-58,775.79	8.2%
077 ELECTIONS		64,000.00	64,000.00	24,573.42	.00	.00	39,426.58	38.4%
	TOTAL REVENUES	-64,000.00	-64,000.00	-5,224.21	.00	.00	-58,775.79	
	TOTAL EXPENSES	64,000.00	64,000.00	24,573.42	.00	.00	39,426.58	
086 ELECTION EQUIPMENT								

BUDGET SUMMARIES REPORT
GROUP SUMMARY MAY 2023

FOR 2023 08

086	ELECTION EQUIPMENT	ORIGINAL APPROP	REVISED BUDGET	YTD ACTUAL	MTD ACTUAL	ENCUMBRANCES	AVAILABLE BUDGET	PCT USE/COL
000 UNDEFINED		-75,100.00	-75,100.00	-6,666.55		.00	-68,433.45	8.9%
077 ELECTIONS		75,100.00	75,100.00	.00		.00	75,100.00	.0%
	TOTAL REVENUES	-75,100.00	-75,100.00	-6,666.55		.00	-68,433.45	
	TOTAL EXPENSES	75,100.00	75,100.00	.00		.00	75,100.00	
090 DIST CLK RECORDS MGT. AND PRES								
000 UNDEFINED		-43,302.00	-43,302.00	-1,460.31	-18.38	.00	-41,841.69	3.4%
023 DISTRICT CLERK		43,302.00	43,302.00	20,159.77	334.96	3,977.00	19,165.23	55.7%
	TOTAL REVENUES	-43,302.00	-43,302.00	-1,460.31	-18.38	.00	-41,841.69	
	TOTAL EXPENSES	43,302.00	43,302.00	20,159.77	334.96	3,977.00	19,165.23	
091 CTY CLK RECORDS MGT. AND PRES								
000 UNDEFINED		-648,458.00	-648,458.00	-428,552.69	-41,146.02	.00	-219,905.31	66.1%
003 COUNTY CLERK		648,458.00	648,458.00	4,047.78	.00	.00	644,410.22	.6%
	TOTAL REVENUES	-648,458.00	-648,458.00	-428,552.69	-41,146.02	.00	-219,905.31	
	TOTAL EXPENSES	648,458.00	648,458.00	4,047.78	.00	.00	644,410.22	
092 CTY RECORDS MGT. AND PRES								
000 UNDEFINED		-86,201.00	-86,201.00	-118,767.56	-14,623.71	.00	32,566.56	137.8%
001 COMMISSIONERS' COURT		86,201.00	86,201.00	51,601.13	3,030.42	.00	34,599.87	59.9%
	TOTAL REVENUES	-86,201.00	-86,201.00	-118,767.56	-14,623.71	.00	32,566.56	
	TOTAL EXPENSES	86,201.00	86,201.00	51,601.13	3,030.42	.00	34,599.87	
093 COURTHOUSE SECURITY								
000 UNDEFINED		-115,171.00	-115,171.00	-113,420.28	-15,177.85	.00	-1,750.72	98.5%
046 SHERIFF		115,171.00	115,171.00	102,832.20	5,575.23	4,902.24	7,436.56	93.5%
	TOTAL REVENUES	-115,171.00	-115,171.00	-113,420.28	-15,177.85	.00	-1,750.72	
	TOTAL EXPENSES	115,171.00	115,171.00	102,832.20	5,575.23	4,902.24	7,436.56	
094 COURT RECORD PRESERVATION								

BUDGET SUMMARIES REPORT
GROUP SUMMARY MAY 2023

FOR 2023 08

094	COURT RECORD PRESERVATION	ORIGINAL APPROP	REVISED BUDGET	YTD ACTUAL	MTD ACTUAL	ENCUMBRANCES	AVAILABLE BUDGET	PCT USE/COL
000	UNDEFINED	-48,600.00	-48,600.00	-6,335.14	-11.28	.00	-42,264.86	13.0%
001	COMMISSIONERS' COURT	48,600.00	48,600.00	.00	.00	19,561.06	29,038.94	40.2%
	TOTAL REVENUES	-48,600.00	-48,600.00	-6,335.14	-11.28	.00	-42,264.86	
	TOTAL EXPENSES	48,600.00	48,600.00	.00	.00	19,561.06	29,038.94	
095 LOCAL TRUANCY PREVENT & DIVERS								
000	UNDEFINED	-20,015.00	-20,015.00	-10,582.40	-1,638.07	.00	-9,432.60	52.9%
001	COMMISSIONERS' COURT	20,015.00	20,015.00	120.00	.00	.00	19,895.00	.6%
	TOTAL REVENUES	-20,015.00	-20,015.00	-10,582.40	-1,638.07	.00	-9,432.60	
	TOTAL EXPENSES	20,015.00	20,015.00	120.00	.00	.00	19,895.00	
096 HISTORICAL COMMISSION								
000	UNDEFINED	-18,300.00	-18,300.00	-5,887.12	.00	.00	-12,412.88	32.2%
001	COMMISSIONERS' COURT	18,300.00	18,300.00	7,224.71	259.79	.00	11,075.29	39.5%
	TOTAL REVENUES	-18,300.00	-18,300.00	-5,887.12	.00	.00	-12,412.88	
	TOTAL EXPENSES	18,300.00	18,300.00	7,224.71	259.79	.00	11,075.29	
097 CHILD ABUSE PREVENTION								
000	UNDEFINED	-1,525.00	-1,525.00	-206.43	-4.07	.00	-1,318.57	13.5%
001	COMMISSIONERS' COURT	1,525.00	1,525.00	775.00	190.00	.00	750.00	50.8%
	TOTAL REVENUES	-1,525.00	-1,525.00	-206.43	-4.07	.00	-1,318.57	
	TOTAL EXPENSES	1,525.00	1,525.00	775.00	190.00	.00	750.00	
099 CTY/DIST COURT TECHNOLOGY								
000	UNDEFINED	-4,500.00	-4,500.00	-4,370.85	-283.62	.00	-129.15	97.1%
001	COMMISSIONERS' COURT	4,500.00	4,500.00	.00	.00	.00	4,500.00	.0%
	TOTAL REVENUES	-4,500.00	-4,500.00	-4,370.85	-283.62	.00	-129.15	
	TOTAL EXPENSES	4,500.00	4,500.00	.00	.00	.00	4,500.00	
102 DIST COURT RECORDS TECHNOLOGY								

BUDGET SUMMARIES REPORT
GROUP SUMMARY MAY 2023

FOR 2023 08

102	DIST COURT RECORDS TECHNOLOGY	ORIGINAL APPROP	REVISED BUDGET	YTD ACTUAL	MTD ACTUAL	ENCUMBRANCES	AVAILABLE BUDGET	PCT USE/COL
000 UNDEFINED		-60,000.00	-60,000.00	-2,853.74	-13.57	.00	-57,146.26	4.8%
023 DISTRICT CLERK		60,000.00	60,000.00	.00	.00	57,183.19	2,816.81	95.3%
	TOTAL REVENUES	-60,000.00	-60,000.00	-2,853.74	-13.57	.00	-57,146.26	
	TOTAL EXPENSES	60,000.00	60,000.00	.00	.00	57,183.19	2,816.81	
103 COUNTY CLERK RECORDS ARCHIVES								
000 UNDEFINED		-1,480,000.00	-1,480,000.00	-394,067.67	-40,730.00	.00	-1,085,932.33	26.6%
003 COUNTY CLERK		1,480,000.00	1,480,000.00	28,135.70	4,033.05	221,840.10	1,230,024.20	16.9%
	TOTAL REVENUES	-1,480,000.00	-1,480,000.00	-394,067.67	-40,730.00	.00	-1,085,932.33	
	TOTAL EXPENSES	1,480,000.00	1,480,000.00	28,135.70	4,033.05	221,840.10	1,230,024.20	
105 COMMUNITY/ECONOMIC DEV PRG								
000 UNDEFINED		-24,710.00	-24,710.00	-11,947.50	.00	.00	-12,762.50	48.4%
002 COUNTY JUDGE		24,710.00	124,710.00	91,535.83	4,542.74	4,512.20	28,661.97	77.0%
	TOTAL REVENUES	-24,710.00	-24,710.00	-11,947.50	.00	.00	-12,762.50	
	TOTAL EXPENSES	24,710.00	124,710.00	91,535.83	4,542.74	4,512.20	28,661.97	
106 AMERICAN RESCUE PLAN ACT								
000 UNDEFINED		-30,372,468.00	-25,698,352.00	-26,570,760.29	4,000,000.00	.00	872,408.29	103.4%
001 COMMISSIONERS' COURT		30,372,468.00	25,698,352.00	1,610,710.18	170,327.59	3,527,739.03	20,559,902.79	20.0%
	TOTAL REVENUES	-34,372,468.00	-29,698,352.00	-30,570,760.29	.00	.00	872,408.29	
	TOTAL EXPENSES	34,372,468.00	29,698,352.00	5,610,710.18	4,170,327.59	3,527,739.03	20,559,902.79	
108 JP1 JUSTICE COURT TECHNOLOGY								
000 UNDEFINED		-28,801.00	-28,801.00	-4,818.39	-463.93	.00	-23,982.61	16.7%
001 COMMISSIONERS' COURT		28,801.00	28,801.00	783.09	105.02	2,216.91	25,801.00	10.4%
	TOTAL REVENUES	-28,801.00	-28,801.00	-4,818.39	-463.93	.00	-23,982.61	
	TOTAL EXPENSES	28,801.00	28,801.00	783.09	105.02	2,216.91	25,801.00	
109 JP2 JUSTICE COURT TECHNOLOGY								

BUDGET SUMMARIES REPORT
GROUP SUMMARY MAY 2023

FOR 2023 08

109	JP2 JUSTICE COURT TECHNOLOGY	ORIGINAL APPROP	REVISED BUDGET	YTD ACTUAL	MTD ACTUAL	ENCUMBRANCES	AVAILABLE BUDGET	PCT USE/COL
000	UNDEFINED	-20,000.00	-20,000.00	-3,383.81	-200.36	.00	-16,616.19	16.9%
001	COMMISSIONERS' COURT	20,000.00	20,000.00	.00	.00	.00	20,000.00	.0%
	TOTAL REVENUES	-20,000.00	-20,000.00	-3,383.81	-200.36	.00	-16,616.19	
	TOTAL EXPENSES	20,000.00	20,000.00	.00	.00	.00	20,000.00	
110 JP3 JUSTICE COURT TECHNOLOGY								
000	UNDEFINED	-20,518.00	-20,518.00	-1,535.47	-141.31	.00	-18,982.53	7.5%
001	COMMISSIONERS' COURT	20,518.00	20,518.00	5,038.87	.00	538.74	14,940.39	27.2%
	TOTAL REVENUES	-20,518.00	-20,518.00	-1,535.47	-141.31	.00	-18,982.53	
	TOTAL EXPENSES	20,518.00	20,518.00	5,038.87	.00	538.74	14,940.39	
111 JP4 JUSTICE COURT TECHNOLOGY								
000	UNDEFINED	-8,550.00	-8,550.00	-5,214.53	-602.61	.00	-3,335.47	61.0%
001	COMMISSIONERS' COURT	8,550.00	8,550.00	.00	.00	.00	8,550.00	.0%
	TOTAL REVENUES	-8,550.00	-8,550.00	-5,214.53	-602.61	.00	-3,335.47	
	TOTAL EXPENSES	8,550.00	8,550.00	.00	.00	.00	8,550.00	
112 COURT FACILITY FEE								
000	UNDEFINED	-95,000.00	-95,000.00	-64,534.87	-8,636.88	.00	-30,465.13	67.9%
001	COMMISSIONERS' COURT	95,000.00	95,000.00	.00	.00	.00	95,000.00	.0%
	TOTAL REVENUES	-95,000.00	-95,000.00	-64,534.87	-8,636.88	.00	-30,465.13	
	TOTAL EXPENSES	95,000.00	95,000.00	.00	.00	.00	95,000.00	
114 JUDICIAL EDUCATION & SUPPORT								
000	UNDEFINED	-5,568.00	-5,568.00	-3,407.99	-430.00	.00	-2,160.01	61.2%
001	COMMISSIONERS' COURT	5,568.00	5,568.00	.00	.00	.00	5,568.00	.0%
	TOTAL REVENUES	-5,568.00	-5,568.00	-3,407.99	-430.00	.00	-2,160.01	
	TOTAL EXPENSES	5,568.00	5,568.00	.00	.00	.00	5,568.00	
115 LANGUAGE ACCESS								

BUDGET SUMMARIES REPORT
GROUP SUMMARY MAY 2023

FOR 2023 08

115	LANGUAGE ACCESS	ORIGINAL APPROP	REVISED BUDGET	YTD ACTUAL	MTD ACTUAL	ENCUMBRANCES	AVAILABLE BUDGET	PCT USE/COL
000	UNDEFINED	-33,414.00	-33,414.00	-25,235.46	-3,494.56	3.00	-8,181.54	75.5%
001	COMMISSIONERS' COURT	33,414.00	33,414.00	.00	.00	.00	33,414.00	.0%
	TOTAL REVENUES	-33,414.00	-33,414.00	-25,235.46	-3,494.56	3.00	-8,181.54	
	TOTAL EXPENSES	33,414.00	33,414.00	.00	.00	.00	33,414.00	
122 SHERIFF CONTRABAND								
000	UNDEFINED	-390,000.00	-390,000.00	-102,333.61	.00	.00	-287,666.39	26.2%
046	SHERIFF	390,000.00	390,000.00	143,649.47	.00	.00	246,350.53	36.8%
	TOTAL REVENUES	-390,000.00	-390,000.00	-102,333.61	.00	.00	-287,666.39	
	TOTAL EXPENSES	390,000.00	390,000.00	143,649.47	.00	.00	246,350.53	
124 INMATE SUPPLY								
000	UNDEFINED	-1,114,000.00	-1,114,000.00	-454,428.49	.00	.00	-659,571.51	40.8%
047	DETENTION CENTER	1,114,000.00	1,114,000.00	333,329.05	.00	.00	780,670.95	29.9%
	TOTAL REVENUES	-1,114,000.00	-1,114,000.00	-454,428.49	.00	.00	-659,571.51	
	TOTAL EXPENSES	1,114,000.00	1,114,000.00	333,329.05	.00	.00	780,670.95	
126 VINE GRANT								
000	UNDEFINED	-30,171.00	-30,171.00	-14,701.58	.00	.00	-15,469.42	48.7%
046	SHERIFF	30,171.00	30,171.00	14,701.58	.00	14,701.58	767.84	97.5%
	TOTAL REVENUES	-30,171.00	-30,171.00	-14,701.58	.00	.00	-15,469.42	
	TOTAL EXPENSES	30,171.00	30,171.00	14,701.58	.00	14,701.58	767.84	
128 HOMELAND SECURITY GRANT								
000	UNDEFINED	-150,700.00	-160,705.00	-89,210.68	-52,783.07	.00	-71,494.32	55.5%
046	SHERIFF	150,700.00	160,705.00	89,210.68	52,783.07	14,701.00	56,793.32	64.7%
	TOTAL REVENUES	-150,700.00	-160,705.00	-89,210.68	-52,783.07	.00	-71,494.32	
	TOTAL EXPENSES	150,700.00	160,705.00	89,210.68	52,783.07	14,701.00	56,793.32	
129 HAZARD MITIGATION GRANT-EM								

BUDGET SUMMARIES REPORT
GROUP SUMMARY MAY 2023

FOR 2023 08

129	HAZARD MITIGATION GRANT-EM	ORIGINAL APPROP	REVISED BUDGET	YTD ACTUAL	MTD ACTUAL	ENCUMBRANCES	AVAILABLE BUDGET	PCT USE/COL
000 UNDEFINED		-243,600.00	-243,600.00	.00	.00	.00	-243,600.00	.0%
046 SHERIFF		243,600.00	243,600.00	.00	.00	.00	243,600.00	.0%
	TOTAL REVENUES	-243,600.00	-243,600.00	.00	.00	.00	-243,600.00	
	TOTAL EXPENSES	243,600.00	243,600.00	.00	.00	.00	243,600.00	
130 PROJECT SAFE NEIGHBORHOOD								
000 UNDEFINED		-81,753.00	-81,753.00	.00	.00	.00	-81,753.00	.0%
046 SHERIFF		81,753.00	81,753.00	.00	.00	.00	81,753.00	.0%
	TOTAL REVENUES	-81,753.00	-81,753.00	.00	.00	.00	-81,753.00	
	TOTAL EXPENSES	81,753.00	81,753.00	.00	.00	.00	81,753.00	
142 LEOSE SHERIFF								
000 UNDEFINED		-125,000.00	-125,000.00	-24,390.90	.00	.00	-100,609.10	19.5%
046 SHERIFF		125,000.00	125,000.00	10,577.87	5,703.87	.00	114,422.13	8.5%
	TOTAL REVENUES	-125,000.00	-125,000.00	-24,390.90	.00	.00	-100,609.10	
	TOTAL EXPENSES	125,000.00	125,000.00	10,577.87	5,703.87	.00	114,422.13	
145 SHERIFF COMMISSARY SALARY								
000 UNDEFINED		-771,814.00	-771,814.00	-543,442.05	-95,665.45	.00	-228,371.95	70.4%
047 DETENTION CENTER		771,814.00	771,814.00	535,584.27	31,839.25	.00	236,229.73	69.4%
	TOTAL REVENUES	-771,814.00	-771,814.00	-543,442.05	-95,665.45	.00	-228,371.95	
	TOTAL EXPENSES	771,814.00	771,814.00	535,584.27	31,839.25	.00	236,229.73	
146 LECD EMER COMMUNICATION GRANT								
000 UNDEFINED		.00	-11,799.00	.00	.00	.00	-11,799.00	.0%
046 SHERIFF		.00	11,799.00	9,079.28	987.38	1,467.00	1,252.72	89.4%
	TOTAL REVENUES	.00	-11,799.00	.00	.00	.00	-11,799.00	
	TOTAL EXPENSES	.00	11,799.00	9,079.28	987.38	1,467.00	1,252.72	
150 TAG GRANT								

BUDGET SUMMARIES REPORT
GROUP SUMMARY MAY 2023

FOR 2023 08

150	TAG GRANT	ORIGINAL APPROP	REVISED BUDGET	YTD ACTUAL	MTD ACTUAL	ENCUMBRANCES	AVAILABLE BUDGET	PCT USE/COL
000	UNDEFINED	-1,859,810.00	-1,859,810.00	-578,263.15	-57,159.59	.00	-1,281,546.85	31.1%
046	SHERIFF	1,859,810.00	1,859,810.00	578,263.15	45,236.38	153,130.77	1,128,416.08	39.3%
	TOTAL REVENUES	-1,859,810.00	-1,859,810.00	-578,263.15	-57,159.59	.00	-1,281,546.85	
	TOTAL EXPENSES	1,859,810.00	1,859,810.00	578,263.15	45,236.38	153,130.77	1,128,416.08	
161 CDA BUSINESS CRIMES								
000	UNDEFINED	-108,500.00	-108,500.00	-20,413.79	.00	.00	-88,086.21	18.8%
040	DISTRICT ATTORNEY	108,500.00	108,500.00	25,639.98	4,361.57	.00	82,860.02	23.6%
	TOTAL REVENUES	-108,500.00	-108,500.00	-20,413.79	.00	.00	-88,086.21	
	TOTAL EXPENSES	108,500.00	108,500.00	25,639.98	4,361.57	.00	82,860.02	
163 CDA CONTRABAND								
000	UNDEFINED	-76,500.00	-76,500.00	-69,011.60	.00	.00	-7,488.40	90.2%
040	DISTRICT ATTORNEY	76,500.00	76,500.00	37,692.53	1,119.00	.00	38,807.47	49.3%
	TOTAL REVENUES	-76,500.00	-76,500.00	-69,011.60	.00	.00	-7,488.40	
	TOTAL EXPENSES	76,500.00	76,500.00	37,692.53	1,119.00	.00	38,807.47	
164 CDA SPATTF GRANT								
000	UNDEFINED	-895,216.00	-935,202.00	-483,064.06	-21,592.42	.00	-452,137.94	51.7%
040	DISTRICT ATTORNEY	895,216.00	935,202.00	607,182.10	42,198.50	20,353.35	307,666.55	67.1%
	TOTAL REVENUES	-895,216.00	-935,202.00	-483,064.06	-21,592.42	.00	-452,137.94	
	TOTAL EXPENSES	895,216.00	935,202.00	607,182.10	42,198.50	20,353.35	307,666.55	
166 CDA JAG GRANT								
000	UNDEFINED	-153,256.00	-153,256.00	-265,994.71	-1,022.06	.00	112,738.71	173.6%
040	DISTRICT ATTORNEY	153,256.00	153,256.00	65,514.88	41,271.16	.00	87,741.12	42.7%
	TOTAL REVENUES	-153,256.00	-153,256.00	-265,994.71	-1,022.06	.00	112,738.71	
	TOTAL EXPENSES	153,256.00	153,256.00	65,514.88	41,271.16	.00	87,741.12	
168 CDA Border Prosecution Unit								

BUDGET SUMMARIES REPORT
GROUP SUMMARY MAY 2023

FOR 2023 08

168	CDA Border Prosecution Unit	ORIGINAL APPROP	REVISED BUDGET	YTD ACTUAL	MTD ACTUAL	ENCUMBRANCES	AVAILABLE BUDGET	PCT USE/COL
000	UNDEFINED	-149,762.00	-149,762.00	-52,893.09		.00	-96,868.91	35.3%
040	DISTRICT ATTORNEY	149,762.00	149,762.00	52,893.09		.00	96,868.91	35.3%
	TOTAL REVENUES	-149,762.00	-149,762.00	-52,893.09		.00	-96,868.91	
	TOTAL EXPENSES	149,762.00	149,762.00	52,893.09		.00	96,868.91	
171 CDA VOCA VICTIM ADV PROJECT								
000	UNDEFINED	-155,108.00	-155,108.00	-93,202.83	-10,947.70	.00	-61,905.17	60.1%
040	DISTRICT ATTORNEY	155,108.00	155,108.00	93,202.83	5,473.84	.00	61,905.17	60.1%
	TOTAL REVENUES	-155,108.00	-155,108.00	-93,202.83	-10,947.70	.00	-61,905.17	
	TOTAL EXPENSES	155,108.00	155,108.00	93,202.83	5,473.84	.00	61,905.17	
201 GEN OB REFUNDING BOND SRS 2016								
000	UNDEFINED	-5,735,375.00	-5,735,375.00	-6,104,737.17	-35,230.30	.00	369,362.17	106.4%
200	DEBT SERVICE	5,735,375.00	5,735,375.00	5,735,193.00	.00	.00	182.00	100.0%
	TOTAL REVENUES	-5,735,375.00	-5,735,375.00	-6,104,737.17	-35,230.30	.00	369,362.17	
	TOTAL EXPENSES	5,735,375.00	5,735,375.00	5,735,193.00	.00	.00	182.00	
202 UNLIMITED TAX ROAD BONDS								
000	UNDEFINED	-1,888,063.00	-1,888,063.00	-2,002,227.56	-11,262.51	.00	114,164.56	106.0%
200	DEBT SERVICE	1,888,063.00	1,888,063.00	1,296,643.73	.00	.00	591,419.27	68.7%
	TOTAL REVENUES	-1,888,063.00	-1,888,063.00	-2,002,227.56	-11,262.51	.00	114,164.56	
	TOTAL EXPENSES	1,888,063.00	1,888,063.00	1,296,643.73	.00	.00	591,419.27	
203 GEN OB REFUNDING BOND SRS 2021								
000	UNDEFINED	-742,300.00	-742,300.00	-784,051.34	-3,918.87	.00	41,751.34	105.6%
200	DEBT SERVICE	742,300.00	742,300.00	711,325.00	.00	.00	30,975.00	95.8%
	TOTAL REVENUES	-742,300.00	-742,300.00	-784,051.34	-3,918.87	.00	41,751.34	
	TOTAL EXPENSES	742,300.00	742,300.00	711,325.00	.00	.00	30,975.00	
206 GEN OB REFUNDING BOND SRS 2013								

BUDGET SUMMARIES REPORT
GROUP SUMMARY MAY 2023

FOR 2023 08

206	GEN OB REFUNDING BOND SRS	2013	ORIGINAL APPROP	REVISED BUDGET	YTD ACTUAL	MTD ACTUAL	ENCUMBRANCES	AVAILABLE BUDGET	PCT USE/COL
000 UNDEFINED			-796,050.00	-796,050.00	.00	.00	.00	-796,050.00	.0%
200 DEBT SERVICE			796,050.00	796,050.00	.00	.00	.00	796,050.00	.0%
	TOTAL REVENUES		-796,050.00	-796,050.00	.00	.00	.00	-796,050.00	
	TOTAL EXPENSES		796,050.00	796,050.00	.00	.00	.00	796,050.00	
208 SPECIAL TAX REVENUE BONDS 2020									
000 UNDEFINED			-1,210,556.00	-1,210,556.00	-622,088.61	.00	.00	-588,467.39	51.4%
200 DEBT SERVICE			1,210,556.00	1,210,556.00	67,788.75	.00	.00	1,142,767.25	5.6%
	TOTAL REVENUES		-1,210,556.00	-1,210,556.00	-622,088.61	.00	.00	-588,467.39	
	TOTAL EXPENSES		1,210,556.00	1,210,556.00	67,788.75	.00	.00	1,142,767.25	
301 MPO ROAD CONSTRUCTION									
000 UNDEFINED			-1,410,200.00	-1,410,200.00	-1,438,942.07	.00	.00	28,742.07	102.0%
300 CAPITAL PROJECTS			1,410,200.00	1,410,200.00	761,791.69	108,282.00	648,208.31	200.00	100.0%
	TOTAL REVENUES		-1,410,200.00	-1,410,200.00	-1,438,942.07	.00	.00	28,742.07	
	TOTAL EXPENSES		1,410,200.00	1,410,200.00	761,791.69	108,282.00	648,208.31	200.00	
302 TAX ROAD BOND CONSTRUCTION									
000 UNDEFINED			-86,641,624.00	-86,641,624.00	-47,473,118.72	.00	.00	-39,168,505.28	54.8%
300 CAPITAL PROJECTS			86,641,624.00	86,641,624.00	9,818,415.02	5,073,691.18	12,679,237.52	64,143,971.46	26.0%
	TOTAL REVENUES		-86,641,624.00	-86,641,624.00	-47,473,118.72	.00	.00	-39,168,505.28	
	TOTAL EXPENSES		86,641,624.00	86,641,624.00	9,818,415.02	5,073,691.18	12,679,237.52	64,143,971.46	
307 CRTS RENOVATIONS #2									
000 UNDEFINED			-2,914,000.00	-2,914,000.00	-42,277.96	.00	.00	-2,871,722.04	1.5%
300 CAPITAL PROJECTS			2,914,000.00	2,914,000.00	128,652.23	.00	2,057,436.77	727,911.00	75.0%
	TOTAL REVENUES		-2,914,000.00	-2,914,000.00	-42,277.96	.00	.00	-2,871,722.04	
	TOTAL EXPENSES		2,914,000.00	2,914,000.00	128,652.23	.00	2,057,436.77	727,911.00	
308 VENUE CAPITAL PROJECT									

BUDGET SUMMARIES REPORT
GROUP SUMMARY MAY 2023

FOR 2023 08

308	VENUE CAPITAL PROJECT	ORIGINAL APPROP	REVISED BUDGET	YTD ACTUAL	MTD ACTUAL	ENCUMBRANCES	AVAILABLE BUDGET	PCT USE/COL
000 UNDEFINED		-169,160.00	-914,691.00	-759,927.65	.00	.00	-154,763.35	83.1%
300 CAPITAL PROJECTS		169,160.00	914,691.00	777,063.19	13,330.66	1,775.00	135,852.81	85.1%
	TOTAL REVENUES	-169,160.00	-914,691.00	-759,927.65	.00	.00	-154,763.35	
	TOTAL EXPENSES	169,160.00	914,691.00	777,063.19	13,330.66	1,775.00	135,852.81	
401 EMPLOYEE HEALTH BENEFIT								
000 UNDEFINED		-14,725,000.00	-14,725,000.00	-7,664,747.28	-455,060.80	.00	-7,060,252.72	52.1%
400 BENEFITS		14,725,000.00	14,725,000.00	9,788,686.03	1,253,070.30	4,286,774.06	649,539.91	95.6%
	TOTAL REVENUES	-14,725,000.00	-14,725,000.00	-7,664,747.28	-455,060.80	.00	-7,060,252.72	
	TOTAL EXPENSES	14,725,000.00	14,725,000.00	9,788,686.03	1,253,070.30	4,286,774.06	649,539.91	
403 WORKERS COMPENSATION								
000 UNDEFINED		-1,830,500.00	-1,830,500.00	-1,522,133.32	-160,417.26	.00	-308,366.68	83.2%
400 BENEFITS		1,830,500.00	1,830,500.00	628,793.64	48,460.65	391,145.36	810,561.00	55.7%
	TOTAL REVENUES	-1,830,500.00	-1,830,500.00	-1,522,133.32	-160,417.26	.00	-308,366.68	
	TOTAL EXPENSES	1,830,500.00	1,830,500.00	628,793.64	48,460.65	391,145.36	810,561.00	
	GRAND TOTAL	.00	427,275.00	-97,307,019.50	6,764,554.50	40,077,275.72	57,657,018.78*****%	

** END OF REPORT - Generated by Scott, Rhonda **

BUDGET SUMMARIES REPORT
FUND SUMMARY MAY 2023

FOR 2023 08

	ORIGINAL APPROP	REVISED BUDGET	YTD ACTUAL	MTD ACTUAL	ENCUMBRANCES	AVAILABLE BUDGET	PCT USE/COL
011 GENERAL FUND	.00	-198.00	-22,140,357.18	-21,302.67	9,477,555.99	12,662,603.19	*****%
TOTAL REVENUES	-142,556,377.00	-142,575,307.00	-107,451,747.18	-6,308,271.65	105.00	-35,123,664.82	
TOTAL EXPENSES	142,556,377.00	142,575,109.00	85,311,390.00	6,286,968.98	9,477,450.99	47,786,268.01	
020 CONSOLIDATED ROAD AND BRID	.00	.00	-8,402,631.52	-3,028,708.71	2,864,977.83	5,537,653.69	100.0%
TOTAL REVENUES	-16,727,556.00	-16,868,656.00	-15,017,335.66	-4,290,870.70	.00	-1,851,320.34	
TOTAL EXPENSES	16,727,556.00	16,868,656.00	6,614,704.14	1,262,161.99	2,864,977.83	7,388,974.03	
031 PRECINCT 1 PARK	.00	.00	-54,144.41	1,576.78	8,485.79	45,658.62	100.0%
TOTAL REVENUES	-202,744.00	-202,744.00	-151,459.70	-1,468.38	.00	-51,284.30	
TOTAL EXPENSES	202,744.00	202,744.00	97,315.29	3,045.16	8,485.79	96,942.92	
032 SLATON/ROOSEVELT PARK	.00	.00	-79,819.76	7,002.68	19,129.94	60,689.82	100.0%
TOTAL REVENUES	-145,183.00	-145,183.00	-140,716.76	-1,368.38	.00	-4,466.24	
TOTAL EXPENSES	145,183.00	145,183.00	60,897.00	8,371.06	19,129.94	65,156.06	
033 IDALOU/NEW DEAL PARK	.00	40,355.00	-6,618.20	3,009.43	4,557.34	42,415.86	-5.1%
TOTAL REVENUES	-164,032.00	-164,032.00	-144,455.11	-1,368.38	.00	-19,576.89	
TOTAL EXPENSES	164,032.00	204,387.00	137,836.91	4,377.81	4,557.34	61,992.75	
034 SHALLOWATER PARK	.00	.00	-64,445.70	332.96	6,624.17	57,821.53	100.0%
TOTAL REVENUES	-199,631.00	-199,631.00	-144,109.99	-1,168.38	.00	-55,521.01	
TOTAL EXPENSES	199,631.00	199,631.00	79,664.29	1,501.34	6,624.17	113,342.54	
041 PERMANENT IMPROVEMENT	.00	.00	-2,514,507.81	812,471.98	3,065,612.26	-551,104.45	100.0%
TOTAL REVENUES	-9,619,149.00	-12,785,232.00	-7,313,145.04	-55,678.65	.00	-5,472,086.96	
TOTAL EXPENSES	9,619,149.00	12,785,232.00	4,798,637.23	868,150.63	3,065,612.26	4,920,982.51	
043 LCETRZ NO1 TAX INCREMENT F	.00	.00	-4,529.17	.00	.00	4,529.17	100.0%
TOTAL REVENUES	-191,000.00	-191,000.00	-4,529.17	.00	.00	-186,470.83	
TOTAL EXPENSES	191,000.00	191,000.00	.00	.00	.00	191,000.00	
046 TJJD (P) JJAEP GRANT	.00	.00	-15,052.50	.00	.00	15,052.50	100.0%
TOTAL REVENUES	-80,000.00	-80,000.00	-15,052.50	.00	.00	-64,947.50	
TOTAL EXPENSES	80,000.00	80,000.00	.00	.00	.00	80,000.00	
047 TJJD TJJD DSA RISK & NEEDS	.00	.00	.00	.00	.00	.00	.0%
TOTAL REVENUES	-15,628.00	-15,628.00	-13,433.68	.00	.00	-2,194.32	
TOTAL EXPENSES	15,628.00	15,628.00	13,433.68	.00	.00	2,194.32	
048 TJJD DSA RESIDENTIAL PROJE	.00	.00	-106,270.00	-106,270.00	.00	106,270.00	100.0%
TOTAL REVENUES	.00	.00	-106,270.00	-106,270.00	.00	106,270.00	
TOTAL EXPENSES	.00	.00	-55,000.00	-5,500.00	.00	55,000.00	100.0%
049 TJJD DSA PREVENT/INTERVENT	.00	.00	-55,000.00	-5,500.00	.00	-11,000.00	
TOTAL REVENUES	.00	-66,000.00	-55,000.00	-5,500.00	.00	66,000.00	
TOTAL EXPENSES	.00	66,000.00	.00	.00	.00	66,000.00	
050 JUVENILE STAR PROGRAM	.00	36,005.00	-269,220.86	19,923.68	3,403.94	301,821.92	-738.3%
TOTAL REVENUES	-661,495.00	-625,490.00	-600,000.00	.00	.00	-25,490.00	
TOTAL EXPENSES	661,495.00	661,495.00	330,779.14	19,923.68	3,403.94	327,311.92	
051 JUVENILE PROBATION	.00	248,074.00	739,466.09	-606,064.47	75,643.95	-567,036.04	328.6%
TOTAL REVENUES	-12,085,221.00	-12,085,221.00	-5,788,903.25	-705,481.75	.00	-6,296,317.75	
TOTAL EXPENSES	12,085,221.00	12,333,295.00	6,528,369.34	99,417.28	75,643.95	5,729,281.71	
054 TJJD (A) JUV PROB COMM GRA	.00	.00	-61,575.18	63,873.98	122,182.85	-60,607.67	100.0%
TOTAL REVENUES	-2,201,578.00	-2,201,578.00	-990,159.16	-13,844.00	.00	-1,211,418.84	
TOTAL EXPENSES	2,201,578.00	2,201,578.00	928,583.98	77,717.98	122,182.85	1,150,811.17	

BUDGET SUMMARIES REPORT
FUND SUMMARY MAY 2023

FOR 2023 08

055	JUVENILE DETENTION	ORIGINAL APPROP	REVISED BUDGET	YTD ACTUAL	MTD ACTUAL	ENCUMBRANCES	AVAILABLE BUDGET	PCT USE/COL
055	JUVENILE DETENTION	.00	.00	714,721.63	21,538.08	102,130.44	-816,852.07	100.0%
	TOTAL REVENUES	-5,432,696.00	-5,432,696.00	-1,759,679.34	-108,130.00	.00	-3,673,016.66	
	TOTAL EXPENSES	5,432,696.00	5,432,696.00	2,474,400.97	129,668.08	102,130.44	2,856,164.59	
057	JUVENILE FOOD SERVICE	.00	.00	59,648.89	24,330.63	61,623.14	-121,272.03	100.0%
	TOTAL REVENUES	-419,096.00	-425,687.00	-184,455.00	.00	.00	-241,232.00	
	TOTAL EXPENSES	419,096.00	425,687.00	244,103.89	24,330.63	61,623.14	119,959.97	
064	TJJJ (E) TITLE IV E GRANT	.00	.00	-3,118.91	.00	.00	3,118.91	100.0%
	TOTAL REVENUES	-204,400.00	.00	-3,118.91	.00	.00	3,118.91	
	TOTAL EXPENSES	204,400.00	.00	.00	.00	.00	.00	
067	CJD DWI COURT GRANT	.00	.00	8,566.31	.00	440.00	-9,006.31	100.0%
	TOTAL REVENUES	-32,951.00	-39,495.00	-18,573.30	.00	.00	-20,921.70	
	TOTAL EXPENSES	32,951.00	39,495.00	27,139.61	.00	440.00	11,915.39	
070	ON LINE ACCESS	.00	.00	-1,947.62	520.00	2,060.00	-112.38	100.0%
	TOTAL REVENUES	-185,000.00	-185,000.00	-7,116.85	.00	.00	-177,883.15	
	TOTAL EXPENSES	185,000.00	185,000.00	5,169.23	520.00	2,060.00	177,770.77	
072	CJD DRUG COURT GRANT	.00	.00	.00	.00	460.00	-460.00	100.0%
	TOTAL REVENUES	-44,092.00	-44,092.00	-20,898.35	.00	.00	-23,193.65	
	TOTAL EXPENSES	44,092.00	44,092.00	20,898.35	.00	460.00	22,733.65	
074	COUNTY DRUG COURT COURT CO	.00	.00	-20,067.50	-1,495.89	403.62	19,663.88	100.0%
	TOTAL REVENUES	-33,240.00	-33,240.00	-20,683.17	-1,469.57	.00	-12,556.83	
	TOTAL EXPENSES	33,240.00	33,240.00	615.67	-26.32	403.62	32,220.71	
075	DISPUTE RESOLUTION	.00	.00	42,865.37	-12,445.79	5,654.58	-48,519.95	100.0%
	TOTAL REVENUES	-379,026.00	-396,026.00	-253,915.92	-34,324.64	10.00	-142,120.08	
	TOTAL EXPENSES	379,026.00	396,026.00	296,781.29	21,878.85	5,644.58	93,600.13	
076	USDA AG MEDIATION GRANT	.00	.00	34,715.80	10,181.28	192.05	-34,907.85	100.0%
	TOTAL REVENUES	-420,000.00	-420,000.00	-112,217.69	.00	.00	-307,782.31	
	TOTAL EXPENSES	420,000.00	420,000.00	146,933.49	10,181.28	192.05	272,874.46	
077	DOMESTIC RELATIONS OFFICE	.00	3,200.00	-10,063.31	1,667.18	3,580.37	9,682.94	-202.6%
	TOTAL REVENUES	-212,344.00	-248,344.00	-128,975.03	-9,995.34	.00	-119,368.97	
	TOTAL EXPENSES	212,344.00	251,544.00	118,911.72	11,662.52	3,580.37	129,051.91	
078	MEDIATION & MENTAL HEALTH	.00	.00	.00	.00	.00	.00	.0%
	TOTAL REVENUES	.00	-2,397.00	-1,889.10	.00	.00	-507.90	
	TOTAL EXPENSES	.00	2,397.00	1,889.10	.00	.00	507.90	
079	VENUE HOT & STVR TAX	.00	-161.00	-678,629.14	-311,385.23	18,400.00	660,068.14*****%	
	TOTAL REVENUES	-2,735,000.00	-2,735,000.00	-2,065,841.90	-327,385.23	.00	-669,158.10	
	TOTAL EXPENSES	2,735,000.00	2,734,839.00	1,387,212.76	16,000.00	18,400.00	1,329,226.24	
081	LAW LIBRARY	.00	.00	8,029.24	-5,972.95	24,865.20	-32,894.44	100.0%
	TOTAL REVENUES	-201,110.00	-201,110.00	-138,510.82	-15,122.28	.00	-62,599.18	
	TOTAL EXPENSES	201,110.00	201,110.00	146,540.06	9,149.33	24,865.20	29,704.74	
083	ELECTION SERVICES	.00	.00	309,716.34	13,740.19	97,888.07	-407,604.41	100.0%
	TOTAL REVENUES	-769,775.00	-769,775.00	-97,000.00	.00	.00	-672,775.00	
	TOTAL EXPENSES	769,775.00	769,775.00	406,716.34	13,740.19	97,888.07	265,170.59	
084	HELP AMERICA VOTE ACT	.00	.00	-325.64	.00	.00	325.64	100.0%
	TOTAL REVENUES	-4,024,697.00	-4,024,697.00	-325.64	.00	.00	-4,024,371.36	
	TOTAL EXPENSES	4,024,697.00	4,024,697.00	.00	.00	.00	4,024,697.00	

BUDGET SUMMARIES REPORT
FUND SUMMARY MAY 2023

FOR 2023 08

085	ELECTION ADMINISTRATION	ORIGINAL APPROP	REVISED BUDGET	YTD ACTUAL	MTD ACTUAL	ENCUMBRANCES	AVAILABLE BUDGET	PCT USE/COL
085	ELECTION ADMINISTRATION	.00	.00	19,349.21	.00	.00	-19,349.21	100.0%
	TOTAL REVENUES	-64,000.00	-64,000.00	-5,224.21	.00	.00	-58,775.79	
	TOTAL EXPENSES	64,000.00	64,000.00	24,573.42	.00	.00	39,426.58	
086	ELECTION EQUIPMENT	.00	.00	-6,666.55	.00	.00	6,666.55	100.0%
	TOTAL REVENUES	-75,100.00	-75,100.00	-6,666.55	.00	.00	-68,433.45	
	TOTAL EXPENSES	75,100.00	75,100.00	.00	.00	.00	75,100.00	
090	DIST CLK RECORDS MGT. AND	.00	.00	18,699.46	316.58	3,977.00	-22,676.46	100.0%
	TOTAL REVENUES	-43,302.00	-43,302.00	-1,460.31	-18.38	.00	-41,841.69	
	TOTAL EXPENSES	43,302.00	43,302.00	20,159.77	334.96	3,977.00	19,165.23	
091	CTY CLK RECORDS MGT. AND P	.00	.00	-424,504.91	-41,146.02	.00	424,504.91	100.0%
	TOTAL REVENUES	-648,458.00	-648,458.00	-428,552.69	-41,146.02	.00	-219,905.31	
	TOTAL EXPENSES	648,458.00	648,458.00	4,047.78	.00	.00	644,410.22	
092	CTY RECORDS MGT. AND PRES	.00	.00	-67,166.43	-11,593.29	.00	67,166.43	100.0%
	TOTAL REVENUES	-86,201.00	-86,201.00	-118,767.56	-14,623.71	.00	32,566.56	
	TOTAL EXPENSES	86,201.00	86,201.00	51,601.13	3,030.42	.00	34,599.87	
093	COURTHOUSE SECURITY	.00	.00	-10,588.08	-9,602.62	4,902.24	5,685.84	100.0%
	TOTAL REVENUES	-115,171.00	-115,171.00	-113,420.28	-15,177.85	.00	-1,750.72	
	TOTAL EXPENSES	115,171.00	115,171.00	102,832.20	5,575.23	4,902.24	7,436.56	
094	COURT RECORD PRESERVATION	.00	.00	-6,335.14	-11.28	19,561.06	-13,225.92	100.0%
	TOTAL REVENUES	-48,600.00	-48,600.00	-6,335.14	-11.28	.00	-42,264.86	
	TOTAL EXPENSES	48,600.00	48,600.00	.00	.00	19,561.06	29,038.94	
095	LOCAL TRUANCY PREVENT & DI	.00	.00	-10,462.40	-1,638.07	.00	10,462.40	100.0%
	TOTAL REVENUES	-20,015.00	-20,015.00	-10,582.40	-1,638.07	.00	-9,432.60	
	TOTAL EXPENSES	20,015.00	20,015.00	120.00	.00	.00	19,895.00	
096	HISTORICAL COMMISSION	.00	.00	1,337.59	259.79	.00	-1,337.59	100.0%
	TOTAL REVENUES	-18,300.00	-18,300.00	-5,887.12	.00	.00	-12,412.88	
	TOTAL EXPENSES	18,300.00	18,300.00	7,224.71	259.79	.00	11,075.29	
097	CHILD ABUSE PREVENTION	.00	.00	568.57	185.93	.00	-568.57	100.0%
	TOTAL REVENUES	-1,525.00	-1,525.00	-206.43	-4.07	.00	-1,318.57	
	TOTAL EXPENSES	1,525.00	1,525.00	775.00	190.00	.00	750.00	
099	CTY/DIST COURT TECHNOLOGY	.00	.00	-4,370.85	-283.62	.00	4,370.85	100.0%
	TOTAL REVENUES	-4,500.00	-4,500.00	-4,370.85	-283.62	.00	-129.15	
	TOTAL EXPENSES	4,500.00	4,500.00	.00	.00	.00	4,500.00	
102	DIST COURT RECORDS TECHNOL	.00	.00	-2,853.74	-13.57	57,183.19	-54,329.45	100.0%
	TOTAL REVENUES	-60,000.00	-60,000.00	-2,853.74	-13.57	.00	-57,146.26	
	TOTAL EXPENSES	60,000.00	60,000.00	.00	.00	57,183.19	2,816.81	
103	COUNTY CLERK RECORDS ARCHI	.00	.00	-365,931.97	-36,696.95	221,840.10	144,091.87	100.0%
	TOTAL REVENUES	-1,480,000.00	-1,480,000.00	-394,067.67	-40,730.00	.00	-1,085,932.33	
	TOTAL EXPENSES	1,480,000.00	1,480,000.00	28,135.70	4,033.05	221,840.10	1,230,024.20	
105	COMMUNITY/ECONOMIC DEV PRG	.00	100,000.00	79,588.33	4,542.74	4,512.20	15,899.47	84.1%
	TOTAL REVENUES	-24,710.00	-24,710.00	-11,947.50	.00	.00	-12,762.50	
	TOTAL EXPENSES	24,710.00	124,710.00	91,535.83	4,542.74	4,512.20	28,661.97	
106	AMERICAN RESCUE PLAN ACT	.00	.00	-24,960,050.11	4,170,327.59	3,527,739.03	21,432,311.08	100.0%
	TOTAL REVENUES	-34,372,468.00	-29,698,352.00	-30,570,760.29	.00	.00	872,408.29	
	TOTAL EXPENSES	34,372,468.00	29,698,352.00	5,610,710.18	4,170,327.59	3,527,739.03	20,559,902.79	

BUDGET SUMMARIES REPORT
FUND SUMMARY MAY 2023

FOR 2023 08

108	JP1 JUSTICE COURT TECHNOLOGY	ORIGINAL APPROP	REVISED BUDGET	YTD ACTUAL	MTD ACTUAL	ENCUMBRANCES	AVAILABLE BUDGET	PCT USE/COL
108	JP1 JUSTICE COURT TECHNOLO	.00	.00	-4,035.30	-358.91	2,216.91	1,818.39	100.0%
	TOTAL REVENUES	-28,801.00	-28,801.00	-4,818.39	-463.93	.00	-23,982.61	
	TOTAL EXPENSES	28,801.00	28,801.00	783.09	105.02	2,216.91	25,801.00	
109	JP2 JUSTICE COURT TECHNOLO	.00	.00	-3,383.81	-200.36	.00	3,383.81	100.0%
	TOTAL REVENUES	-20,000.00	-20,000.00	-3,383.81	-200.36	.00	-16,616.19	
	TOTAL EXPENSES	20,000.00	20,000.00	.00	.00	.00	20,000.00	
110	JP3 JUSTICE COURT TECHNOLO	.00	.00	3,503.40	-141.31	538.74	-4,042.14	100.0%
	TOTAL REVENUES	-20,518.00	-20,518.00	-1,535.47	-141.31	.00	-18,982.53	
	TOTAL EXPENSES	20,518.00	20,518.00	5,038.87	.00	538.74	14,940.39	
111	JP4 JUSTICE COURT TECHNOLO	.00	.00	-5,214.53	-602.61	.00	5,214.53	100.0%
	TOTAL REVENUES	-8,550.00	-8,550.00	-5,214.53	-602.61	.00	-3,335.47	
	TOTAL EXPENSES	8,550.00	8,550.00	.00	.00	.00	8,550.00	
112	COURT FACILITY FEE	.00	.00	-64,534.87	-8,636.88	.00	64,534.87	100.0%
	TOTAL REVENUES	-95,000.00	-95,000.00	-64,534.87	-8,636.88	.00	-30,465.13	
	TOTAL EXPENSES	95,000.00	95,000.00	.00	.00	.00	95,000.00	
114	JUDICIAL EDUCATION & SUPPO	.00	.00	-3,407.99	-430.00	.00	3,407.99	100.0%
	TOTAL REVENUES	-5,568.00	-5,568.00	-3,407.99	-430.00	.00	-2,160.01	
	TOTAL EXPENSES	5,568.00	5,568.00	.00	.00	.00	5,568.00	
115	LANGUAGE ACCESS	.00	.00	-25,235.46	-3,494.56	3.00	25,232.46	100.0%
	TOTAL REVENUES	-33,414.00	-33,414.00	-25,235.46	-3,494.56	3.00	-8,181.54	
	TOTAL EXPENSES	33,414.00	33,414.00	.00	.00	.00	33,414.00	
122	SHERIFF CONTRABAND	.00	.00	41,315.86	.00	.00	-41,315.86	100.0%
	TOTAL REVENUES	-390,000.00	-390,000.00	-102,333.61	.00	.00	-287,666.39	
	TOTAL EXPENSES	390,000.00	390,000.00	143,649.47	.00	.00	246,350.53	
124	INMATE SUPPLY	.00	.00	-121,099.44	.00	.00	121,099.44	100.0%
	TOTAL REVENUES	-1,114,000.00	-1,114,000.00	-454,428.49	.00	.00	-659,571.51	
	TOTAL EXPENSES	1,114,000.00	1,114,000.00	333,329.05	.00	.00	780,670.95	
126	VINE GRANT	.00	.00	.00	.00	14,701.58	-14,701.58	100.0%
	TOTAL REVENUES	-30,171.00	-30,171.00	-14,701.58	.00	.00	-15,469.42	
	TOTAL EXPENSES	30,171.00	30,171.00	14,701.58	.00	14,701.58	767.84	
128	HOMELAND SECURITY GRANT	.00	.00	.00	.00	14,701.00	-14,701.00	100.0%
	TOTAL REVENUES	-150,700.00	-160,705.00	-89,210.68	-52,783.07	.00	-71,494.32	
	TOTAL EXPENSES	150,700.00	160,705.00	89,210.68	52,783.07	14,701.00	56,793.32	
129	HAZARD MITIGATION GRANT-EM	.00	.00	.00	.00	.00	.00	.0%
	TOTAL REVENUES	-243,600.00	-243,600.00	.00	.00	.00	-243,600.00	
	TOTAL EXPENSES	243,600.00	243,600.00	.00	.00	.00	243,600.00	
130	PROJECT SAFE NEIGHBORHOOD	.00	.00	.00	.00	.00	.00	.0%
	TOTAL REVENUES	-81,753.00	-81,753.00	.00	.00	.00	-81,753.00	
	TOTAL EXPENSES	81,753.00	81,753.00	.00	.00	.00	81,753.00	
142	LEOSE SHERIFF	.00	.00	-13,813.03	5,703.87	.00	13,813.03	100.0%
	TOTAL REVENUES	-125,000.00	-125,000.00	-24,390.90	.00	.00	-100,609.10	
	TOTAL EXPENSES	125,000.00	125,000.00	10,577.87	5,703.87	.00	114,422.13	
145	SHERIFF COMMISSARY SALARY	.00	.00	-7,857.78	-63,826.20	.00	7,857.78	100.0%
	TOTAL REVENUES	-771,814.00	-771,814.00	-543,442.05	-95,665.45	.00	-228,371.95	
	TOTAL EXPENSES	771,814.00	771,814.00	535,584.27	31,839.25	.00	236,229.73	

BUDGET SUMMARIES REPORT
FUND SUMMARY MAY 2023

FOR 2023 08

146	LECD EMER COMMUNICATION GRANT	ORIGINAL APPROP	REVISED BUDGET	YTD ACTUAL	MTD ACTUAL	ENCUMBRANCES	AVAILABLE BUDGET	PCT USE/COL
146	LECD EMER COMMUNICATION GR	.00	.00	9,079.28	987.38	1,467.00	-10,546.28	100.0%
	TOTAL REVENUES	.00	-11,799.00	.00	.00	.00	-11,799.00	
	TOTAL EXPENSES	.00	11,799.00	9,079.28	987.38	1,467.00	1,252.72	
150	TAG GRANT	.00	.00	.00	-11,923.21	153,130.77	-153,130.77	100.0%
	TOTAL REVENUES	-1,859,810.00	-1,859,810.00	-578,263.15	-57,159.59	.00	-1,281,546.85	
	TOTAL EXPENSES	1,859,810.00	1,859,810.00	578,263.15	45,236.38	153,130.77	1,128,416.08	
161	CDA BUSINESS CRIMES	.00	.00	5,226.19	4,361.57	.00	-5,226.19	100.0%
	TOTAL REVENUES	-108,500.00	-108,500.00	-20,413.79	.00	.00	-88,086.21	
	TOTAL EXPENSES	108,500.00	108,500.00	25,639.98	4,361.57	.00	82,860.02	
163	CDA CONTRABAND	.00	.00	-31,319.07	1,119.00	.00	31,319.07	100.0%
	TOTAL REVENUES	-76,500.00	-76,500.00	-69,011.60	.00	.00	-7,488.40	
	TOTAL EXPENSES	76,500.00	76,500.00	37,692.53	1,119.00	.00	38,807.47	
164	CDA SPATTF GRANT	.00	.00	124,118.04	20,606.08	20,353.35	-144,471.39	100.0%
	TOTAL REVENUES	-895,216.00	-935,202.00	-483,064.06	-21,592.42	.00	-452,137.94	
	TOTAL EXPENSES	895,216.00	935,202.00	607,182.10	42,198.50	20,353.35	307,666.55	
166	CDA JAG GRANT	.00	.00	-200,479.83	40,249.10	.00	200,479.83	100.0%
	TOTAL REVENUES	-153,256.00	-153,256.00	-265,994.71	-1,022.06	.00	112,738.71	
	TOTAL EXPENSES	153,256.00	153,256.00	65,514.88	41,271.16	.00	87,741.12	
168	CDA Border Prosecution Uni	.00	.00	.00	.00	.00	.00	.0%
	TOTAL REVENUES	-149,762.00	-149,762.00	-52,893.09	.00	.00	-96,868.91	
	TOTAL EXPENSES	149,762.00	149,762.00	52,893.09	.00	.00	96,868.91	
171	CDA VOCA VICTIM ADV PROJEC	.00	.00	.00	-5,473.86	.00	.00	.0%
	TOTAL REVENUES	-155,108.00	-155,108.00	-93,202.83	-10,947.70	.00	-61,905.17	
	TOTAL EXPENSES	155,108.00	155,108.00	93,202.83	5,473.84	.00	61,905.17	
201	GEN OB REFUNDING BOND SRS	.00	.00	-369,544.17	-35,230.30	.00	369,544.17	100.0%
	TOTAL REVENUES	-5,735,375.00	-5,735,375.00	-6,104,737.17	-35,230.30	.00	369,362.17	
	TOTAL EXPENSES	5,735,375.00	5,735,375.00	5,735,193.00	.00	.00	182.00	
202	UNLIMITED TAX ROAD BONDS	.00	.00	-705,583.83	-11,262.51	.00	705,583.83	100.0%
	TOTAL REVENUES	-1,888,063.00	-1,888,063.00	-2,002,227.56	-11,262.51	.00	114,164.56	
	TOTAL EXPENSES	1,888,063.00	1,888,063.00	1,296,643.73	.00	.00	591,419.27	
203	GEN OB REFUNDING BOND SRS	.00	.00	-72,726.34	-3,918.87	.00	72,726.34	100.0%
	TOTAL REVENUES	-742,300.00	-742,300.00	-784,051.34	-3,918.87	.00	41,751.34	
	TOTAL EXPENSES	742,300.00	742,300.00	711,325.00	.00	.00	30,975.00	
206	GEN OB REFUNDING BOND SRS	.00	.00	.00	.00	.00	.00	.0%
	TOTAL REVENUES	-796,050.00	-796,050.00	.00	.00	.00	-796,050.00	
	TOTAL EXPENSES	796,050.00	796,050.00	.00	.00	.00	796,050.00	
208	SPECIAL TAX REVENUE BONDS	.00	.00	-554,299.86	.00	.00	554,299.86	100.0%
	TOTAL REVENUES	-1,210,556.00	-1,210,556.00	-622,088.61	.00	.00	-588,467.39	
	TOTAL EXPENSES	1,210,556.00	1,210,556.00	67,788.75	.00	.00	1,142,767.25	
301	MPO ROAD CONSTRUCTION	.00	.00	-677,150.38	108,282.00	648,208.31	28,942.07	100.0%
	TOTAL REVENUES	-1,410,200.00	-1,410,200.00	-1,438,942.07	.00	.00	28,742.07	
	TOTAL EXPENSES	1,410,200.00	1,410,200.00	761,791.69	108,282.00	648,208.31	200.00	
302	TAX ROAD BOND CONSTRUCTION	.00	.00	-37,654,703.70	5,073,691.18	12,679,237.52	24,975,466.18	100.0%
	TOTAL REVENUES	-86,641,624.00	-86,641,624.00	-47,473,118.72	.00	.00	-39,168,505.28	
	TOTAL EXPENSES	86,641,624.00	86,641,624.00	9,818,415.02	5,073,691.18	12,679,237.52	64,143,971.46	

BUDGET SUMMARIES REPORT
FUND SUMMARY MAY 2023

FOR 2023 08

307	CRTC RENOVATIONS #2	ORIGINAL APPROP	REVISED BUDGET	YTD ACTUAL	MTD ACTUAL	ENCUMBRANCES	AVAILABLE BUDGET	PCT USE/COL
307	CRTC RENOVATIONS #2	.00	.00	86,374.27	.00	2,057,436.77	-2,143,811.04	100.0%
	TOTAL REVENUES	-2,914,000.00	-2,914,000.00	-42,277.96	.00	.00	-2,871,722.04	
	TOTAL EXPENSES	2,914,000.00	2,914,000.00	128,652.23	.00	2,057,436.77	727,911.00	
308	VENUE CAPITAL PROJECT	.00	.00	17,135.54	13,330.66	1,775.00	-18,910.54	100.0%
	TOTAL REVENUES	-169,160.00	-914,691.00	-759,927.65	.00	.00	-154,763.35	
	TOTAL EXPENSES	169,160.00	914,691.00	777,063.19	13,330.66	1,775.00	135,852.81	
401	EMPLOYEE HEALTH BENEFIT	.00	.00	2,123,938.75	798,009.50	4,286,774.06	-6,410,712.81	100.0%
	TOTAL REVENUES	-14,725,000.00	-14,725,000.00	-7,664,747.28	-455,060.80	.00	-7,060,252.72	
	TOTAL EXPENSES	14,725,000.00	14,725,000.00	9,788,686.03	1,253,070.30	4,286,774.06	649,539.91	
403	WORKERS COMPENSATION	.00	.00	-893,339.68	-111,956.61	391,145.36	502,194.32	100.0%
	TOTAL REVENUES	-1,830,500.00	-1,830,500.00	-1,522,133.32	-160,417.26	.00	-308,366.68	
	TOTAL EXPENSES	1,830,500.00	1,830,500.00	628,793.64	48,460.65	391,145.36	810,561.00	
	GRAND TOTAL	.00	427,275.00	-97,307,019.50	6,764,554.50	40,077,275.72	57,657,018.78*****%	

** END OF REPORT - Generated by Scott, Rhonda **