

LUBBOCK COUNTY
QUARTERLY INVESTMENT REPORT
FOR THE
QUARTER ENDED
SEPTEMBER 30, 2024

**QUARTERLY INVESTMENT REPORT
FOR THE
QUARTER ENDED SEPTEMBER 30, 2024**

This report is prepared in accordance with the provisions of Government Code 2256.023, The Public Investment Act. The investments held in Lubbock County's portfolio comply with the Public Funds Investment Act and with the County's investment policy and strategies.

Summary Statement

This report summarized the County's investment portfolio position and performance for the quarter ended September 30, 2024. Currently, the County's investments consist of deposits in City Bank, in accordance with the contractual agreement requirements of Lubbock County's depository contract, long term securities including obligations of the U.S. Treasury and certain U.S. agencies, which are held by Texas Independent Bank, deposits in TexasCLASS and deposits in TEXPOOL.

A Pooled Cash concept is used to maintain the cash and investment accounts in the accounting records. Under this method, all cash and investments are pooled for investment purposes and each fund has equity in the pooled cash amount and earnings therefrom.

Investment Summary


The Investment Activity Summary schedule on page 1 shows the investment and account balances on hand as of September 30, 2024. Cash balances are monitored on a periodic basis, based on the activity of the accounts.

Collateral Adequacy

Collateral on cash balances was adequate throughout the quarter. Collateral is monitored, as a joint effort, by the depository bank and Lubbock County.

Investment Strategies

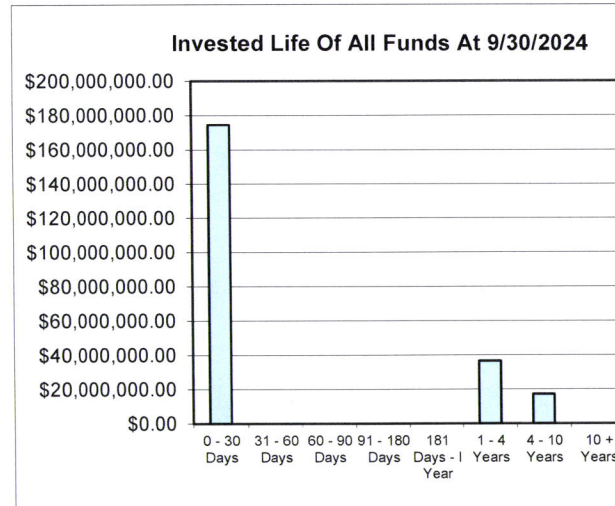
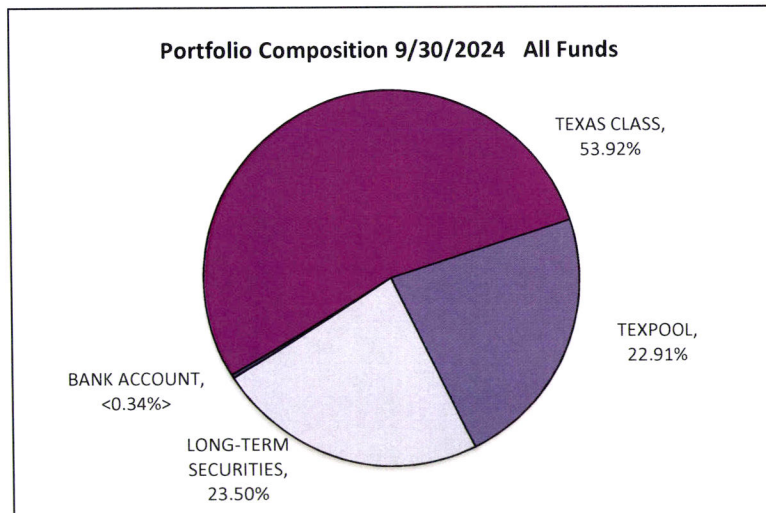
It is the objective of Lubbock County to earn the maximum rate of return allowed on its investments within the policies imposed by its safety and liquidity objectives and state and federal law governing investment of public funds. Monies will continue to be invested in a positive manner based on cash flow needs of the County.



Kathy Williams
Lubbock County Auditor

LUBBOCK COUNTY INVESTMENT ACTIVITY SUMMARY FOR THE QUARTER ENDED SEPTEMBER 30, 2024

FUND	ACCOUNT BALANCE	TEXAS CLASS INVESTMENT POOL	TEXPOOL	SHORT-TERM TREASURIES	LONG-TERM SECURITIES	TOTAL ALL INVESTMENTS
	Pooled Cash Fund	Pooled & Tax Note Funds	Pooled & Tax Note Funds	Pooled & Tax Note Funds	Pooled & Tax Note Funds	All Investments
Beginning Balance	\$ 29,177,683.24	\$ 121,363,605.50	\$ 51,587,093.18	\$ -	\$ 55,995,000.01	\$ 258,123,381.93
Additions	\$ 32,881,847.01	\$ 1,655,668.28	\$ -	\$ -	\$ (5,500,000.00)	\$ 29,037,515.29
Withdrawals	\$ (62,824,028.56)	\$ -	\$ 687,051.35	\$ -	\$ 3,115,000.00	\$ (59,021,977.21)
Ending Balance	\$ (764,498.31)	\$ 123,019,273.78	\$ 52,274,144.53	\$ -	\$ 53,610,000.01	\$ 228,138,920.01
Interest Earned	\$ 199,644.63	\$ 1,655,668.28	\$ 687,051.35	\$ -	\$ 642,261.51	\$ 3,184,625.77
Average Rate	5.464%	5.104%	5.260%	0.000%	4.559%	



Long-Term, Short-Term Pooled Securities	
Weighted Avg. Maturity (WAM)	0.79
Weighted Avg. Yield (WAY)	11.12%

**LUBBOCK COUNTY
EARNED INTEREST
FOR THE QUARTER ENDED SEPTEMBER 30, 2024**

Number	Investment Type	Interest Rate	Settle Date	Maturity Date	Par Value	Term	July	August	September	Total
--------	-----------------	---------------	-------------	---------------	-----------	------	------	--------	-----------	-------

POOLED FUNDS

Cash in Bank		\$	(764,498.31)				<u>\$ 106,468.01</u>	<u>\$ 65,316.87</u>	<u>\$ 27,859.75</u>	<u>\$ 199,644.63</u>
Texpool- General Revenues		\$	52,274,144.53				<u>\$ 232,970.09</u>	<u>\$ 233,160.04</u>	<u>\$ 220,921.22</u>	<u>\$ 687,051.35</u>
Texas Class		\$	123,019,273.78				<u>\$ 561,210.01</u>	<u>\$ 562,109.04</u>	<u>\$ 532,349.23</u>	<u>\$ 1,655,668.28</u>

3130AV4C3	FHLB	5.30%	03/09/23	09/09/24	CALLED 9/9/24	550	\$	24,757.53	\$	24,757.53	\$	7,187.67	\$	56,702.74
3130APDM4	FHLB	4.10%	05/25/23	12/30/26	\$ 10,000,000.00	1,315	\$	34,847.40	\$	34,847.40	\$	33,723.29	\$	103,418.08
3130AQHZ9	FHLB	4.10%	05/25/23	01/25/27	\$ 5,000,000.00	1,341	\$	17,415.21	\$	17,415.21	\$	16,853.42	\$	51,683.84
91282CFB2	US Treas NTS	2.75%	08/18/22	07/31/27	\$ 8,615,000.00	1,808	\$	20,121.34	\$	20,121.34	\$	19,472.26	\$	59,714.93
3130AUVE1	FHLB	4.70%	02/24/23	02/14/28	\$ 7,880,000.00	1,816	\$	31,455.23	\$	31,455.23	\$	30,440.55	\$	93,351.01
3130AVPE6	FHLB	5.28%	04/26/23	04/26/28	\$ 5,000,000.00	1,827	\$	22,421.92	\$	22,421.92	\$	21,698.63	\$	66,542.47
3134HIUK7	FHLMC	5.00%	02/23/24	02/23/29	\$ 10,000,000.00	1,827	\$	42,465.75	\$	42,465.75	\$	41,095.89	\$	126,027.40
3134H1X57	FHLMC	5.00%	06/20/24	06/12/29	\$ 4,000,000.00	1,818	\$	16,986.30	\$	16,986.30	\$	16,438.36	\$	50,410.96
3134H14P5	FHLMC	4.80%	07/09/24	07/02/29	\$ 3,115,000.00	1,819	\$	9,421.81	\$	12,698.96	\$	12,289.32	\$	34,410.08

Subtotal - General Investment Revenues							\$	219,892.49	\$	223,169.64	\$	199,199.38	\$	642,261.51
TOTAL ALL INVESTMENTS							\$	1,120,540.60	\$	1,083,755.59	\$	980,329.58	\$	3,184,625.77

0.00000	Short Term Investments	\$	-
0.04559	Long Term Investments	\$	642,261.51
		<u>\$</u>	<u>642,261.51</u>

**LUBBOCK COUNTY
SCHEDULE OF SECURITIES
FOR THE QUARTER ENDED SEPTEMBER 30, 2024**

Number	Type	Issued Date	Maturity Date	Amount Invested	Beginning		Ending	
					Book Value	Market Value	Book Value	Market Value
POOLED FUNDS								
3134KIUK7	FHLMC	02/23/24	02/23/29	\$ 10,000,000.00	\$ 10,000,000.00	9,929,100.00	\$ 10,000,000.00	10,000,370.00
3134H1X57	FHLMC	06/18/24	06/12/29	\$ 4,000,000.00	\$ 4,000,000.00	3,994,400.00	\$ 4,000,000.00	3,999,796.00
3134H14P5	FHLMC	07/02/24	07/02/29	\$ 3,115,000.00	\$ -	-	\$ 3,115,000.00	3,143,496.02
3130AV4C3	FEDL HLB	03/09/23	03/09/28	\$ 5,500,000.00	\$ 5,500,000.00	5,474,298.50	-	-
3130AUVE1	FEDL HLB	02/24/23	02/14/28	\$ 7,880,000.00	\$ 7,880,000.00	\$ 7,774,029.76	\$ 7,880,000.00	\$ 7,869,543.24
3130AVPE6	FHLB	04/24/23	04/26/28	\$ 5,000,000.00	\$ 5,000,000.00	\$ 4,969,355.00	\$ 5,000,000.00	\$ 5,000,305.00
3130APDM4	FHLB	05/24/23	12/30/26	\$ 9,037,493.06	\$ 10,000,000.00	\$ 9,160,990.00	\$ 10,000,000.00	\$ 9,446,130.00
3130AQHZ9	FHLB	05/24/23	01/25/27	\$ 4,593,666.67	\$ 5,000,000.00	\$ 4,618,790.00	\$ 5,000,000.00	\$ 4,756,915.00
91282CFB2	US TREAS N	08/18/22	07/31/27	\$ 8,553,360.61	\$ 8,615,000.00	\$ 8,189,634.38	\$ 8,615,000.00	\$ 8,441,353.91

Subtotal - General Revenues	\$ 57,679,520.35	\$ 55,995,000.01	\$ 54,110,597.65	\$ 53,610,000.01	\$ 52,657,909.18	^{2, 3}
TOTAL ALL INVESTMENTS	<u>\$ 57,679,520.35</u>	<u>\$ 55,995,000.01</u>	<u>\$ 54,110,597.65</u>	<u>\$ 53,610,000.01</u>	<u>\$ 52,657,909.18</u>	^{2, 3}

¹ This figure represents the total amount actually paid for all long term investments held during the quarter as reflected in the books of Lubbock County.

² The beginning and ending market values are for presentation purposes only and reflect only the values of those investments on hand at the beginning and the end of the period and not all investments held during the period.

³ Market value pricing provided by STIFEL & MBS.

LUBBOCK COUNTY
MATURED INVESTMENTS AND TOTAL INTEREST EARNED
FOR THE QUARTER ENDED SEPTEMBER 30, 2024

Number	Description	Interest Rate	Issued Date	Maturity Date	Par Value	Amount Invested	Term	Total Interest Earned
--------	-------------	---------------	-------------	---------------	-----------	-----------------	------	-----------------------

POOLED FUNDS

3130AV4C3	FHLB	5.30%	03/09/23	09/09/24	\$ 5,500,000.00	\$ 5,500,000.00	550	\$ 56,702.74
-----------	------	-------	----------	----------	-----------------	-----------------	-----	--------------

\$ -

Subtotal - General Revenues	\$	5,500,000.00	\$	5,500,000.00	\$	56,702.74
-----------------------------	----	--------------	----	--------------	----	-----------

TOTAL ALL INVESTMENTS	\$	<u>5,500,000.00</u>
-----------------------	----	---------------------

**LUBBOCK COUNTY
POOLED CASH REPORT
FOR THE QUARTER ENDED SEPTEMBER 30, 2024**

FUND	FUND DESCRIPTION	CURRENT BALANCE	PERCENTAGE
11	GENERAL FUND	72,824,359.60	31.9128
20	CONSOLIDATED ROAD & BRIDGE	5,494,514.11	2.4078
31	PRECINCT 1 PARK	683,457.17	0.2995
32	SLATON/ROOSEVELT PARK	189,510.90	0.0830
33	IDALOU/NEW DEAL PARK	341,730.30	0.1498
34	SHALLOWATER PARK	478,225.35	0.2096
41	PERMANENT IMPROVEMENTS	2,297,516.87	1.0068
43	LCETRZ NO1 TAX INCREMENT FUND	773,718.24	0.3391
46	SAFE SCHOOL PROGRAM/JJAEP	2.50	0.0000
49	TJJD (S) JJAEP GRANT	16,500.00	0.0072
50	STAR PROGRAM - JUVENILE	7,882.18	0.0035
51	JUVENILE PROBATION FUND	2,542,894.52	1.1143
54	TJPC JUV PROB COMM GRANT	-1,372.29	-0.0006
55	JUVENILE DETENTION FUND	81,717.58 ~	0.0358
57	JUVENILE FOOD SERVICE FUND	-7,246.09 ~	-0.0032
64	TITLE IV-E	0.01	0.0000
67	CJD- DWI COURT	0.00 *	0.0000
70	ONLINE ACCESS	358,254.35	0.1570
72	CJD - DRUG COURT	0.00 *	0.0000
74	COUNTY DRUG COURT - COURT COST	363,139.00	0.1591
75	DISPUTE RESOLUTION	-12,515.32 +	-0.0055
76	USDA - AG - MEDIATION	-81,526.29 *	-0.0357
77	DOMESTIC RELATIONS OFFICE	-15,939.44	-0.0070
79	VENUE HOT & STVR TAX	37,824.81	0.0166
81	LAW LIBRARY FUND	13,633.56	0.0060
83	ELECTION SERVICES	-485,090.93 +	-0.2126
85	ELECTION ADMIN FEE FUND	278,528.17	0.1221
86	ELECTION EQUIPMENT FUND	791,321.19	0.3468
88	SETTLEMENT	602,254.71	0.2639
90	RECORDS PRESERV DIST CLERK	113,248.53	0.0496
91	RECORDS PRESERVATION FUND	6,833,261.88	2.9944
92	COMM COURT REC PRES FUND	556,644.82	0.2439
93	COURTHOUSE SECURITY	122,078.65	0.0535

**LUBBOCK COUNTY
POOLED CASH REPORT
FOR THE QUARTER ENDED SEPTEMBER 30, 2024**


FUND	FUND DESCRIPTION	CURRENT BALANCE	PERCENTAGE
94	COURT RECORDS PRESERVATION	286,804.43	0.1257
95	LOCAL TRUANCY PREVENT & DIVERS	74,357.42	0.0326
96	HERITAGE TOURISM FUND	12,854.65	0.0056
97	CHILD ABUSE PREVENTION	3,731.40	0.0016
99	CO & DIST COURT TECHNOLOGY	99,996.15	0.0438
102	DIST COURT RECORDS TECHNOLOGY	6,011.62	0.0026
103	CO CLERK ARCHIVE	4,778,351.41	2.0940
105	COMMUNITY/ECONOMIC DEVELOPMENT PROGRAM	543,736.05	0.2383
106	AMERICAN RESCUE PLAN ACT	12,676,686.72	5.5551
108	JP1 JUSTICE COURT	76,030.20	0.0333
109	JP2 JUSTICE COURT	109,713.18	0.0481
110	JP3 JUSTICE COURT	30,168.18	0.0132
111	JP4 JUSTICE COURT	84,129.35	0.0369
112	COURT FACILITY FEE	282,221.25	0.1237
114	JUDICIAL EDUCATON & SUPPORT	14,524.62	0.0064
115	LANGUAGE ACCESS	109,217.13	0.0479
126	VINE	-0.01 *	0.0000
128	HOMELAND SECURITY FUND	0.00	0.0000
129	HAZARD MITIGATION GRANT-EM	-21,194.81 *	-0.0093
130	PROJECT SAVE NEIGHBORHOOD	-24,397.93 *	-0.0107
142	LEOSE-SHERIFF	206,204.14	0.0904
145	SHERIFF COMMISSARY SALARY FUND	139,484.09	0.0611
146	LECD GRANT - EMERGENCY COMM	0.00	0.0000
148	MAT RE-ENTRY PROGRAM	-1,712,577.51	-0.7505
150	TAG GRANT	0.00 *	0.0000
152	JMHCP GRANT	2,977.57 *	0.0013
161	CDA BUSINESS CRIMES FUND	0.00	0.0000
163	CDA CONTRABAND	-305,216.68 ❖	-0.1338
164	SPATF GRANT - CDA	-59,995.00 *	-0.0263
166	JAG - JUSTICE ASSISTANCE	-2,930.00 *	-0.0013
168	CDA BORDER PROSECUTION UNIT	-7,962.79 *	-0.0035
171	CDA VICTIM ADVOCACY (VOCA)	3,965.04 *	0.0017
202	ROAD BOND	619,158.62	0.2713
203	GEN OB REFUNDING BOND SRS	3,101,540.59	1.3591

**LUBBOCK COUNTY
POOLED CASH REPORT
FOR THE QUARTER ENDED SEPTEMBER 30, 2024**

FUND	FUND DESCRIPTION	CURRENT BALANCE	PERCENTAGE
208	VENUE BOND	1,290,042.10	0.5653
301	ROAD CONSTRUCTION FUND	643,771.99	0.2821
302	LE RENOVATIONS	56,993,761.39	24.9756
304	ME CONSTRUCTION	32,429,559.44	14.2112
307	CRTC RENOVATIONS #2	1,730,567.18 ~	0.7584
308	VENUE CAPITAL PROJECT	625,664.35	0.2742
401	EMPLOYEE HEALTH BENEFIT	5,467,991.25	2.3962
403	WORKERS COMP FUND	9,493,840.68	4.1604
601	DRUG COURT 017-CCP	23,152.24	0.0101
602	MHMR SPECIALIZED 012-DP	21,435.59	0.0094
604	PRETRIAL 007-CCP	51,075.04	0.0224
606	BASIC SUPERVISION 900-BS	2,217,530.29	0.9718
608	DAY RESOURCE 002-CCP	70,740.84	0.0310
615	Drug COURT 013-CCP	11,828.19	0.0052
616	NON-MHI CASELOAD 028-CCP	13,966.37	0.0061
617	CRTC AFTERCARE 020-DP	25,414.70	0.0111
618	VETERAN'S DRUG COURT	1.30	0.0000
625	SPOT-CSCD RIDER 84 025-DP	58,904.61	0.0258
640	PRE-TRIAL RELEASE FUND	31,952.54	0.0140
650	COURT RESIDENTIAL 004-DP	670,350.76	0.2938
			100.0000%
	SUBTOTAL	\$228,197,668.57 *	
	LESS PAYROLL CLEARING BALANCE	\$ -	
	TOTAL	\$ 228,197,668.57	
	Payroll Liability	\$ 387.50	
	Payroll Corrections	\$ (480.15)	
	ACI Liability	\$ -	
	AP PCARD Liability	\$ (58,655.91)	
	Summary	\$ 228,138,920.01	

- * Submitted for reimbursement from granting agency, funds not received at date of report if negative.
- ~ Transfer completed quarterly to cover negative balances, funds not transferred at date of report if negative.
- ★ Includes Pooled Cash Balance, Special Revenue Balances, TexasCLASS, TEXPOOL, General Balance and General Revenues, & Long-Term Pooled Securities Balance.
- + Due to lack of revenue received at date of report, these funds are negative.
- ❖ Payroll and PCARD adjustments
- Wating on Credit to be issued.
- ◆ Fund closed. Deliquent tax entry causing negative balance.

**LUBBOCK COUNTY
PLEDGE COLLATERAL REPORT ALL COUNTY FUNDS
FOR THE QUARTER ENDED SEPTEMBER 30, 2024**



Pledged Securities	\$ 39,777,218.75
Balance in all Bank Accounts:	\$ (24,442,413.41)
Value of all Pledged Collateral That Exceeds Bank Balances	<u>\$ 15,334,805.34</u>

**LUBBOCK COUNTY
TOTAL INTEREST EARNED
FOR THE QUARTER ENDED SEPTEMBER 30, 2024**

FUND DESCRIPTION	1st Quarter Ending 12/31/23	2nd Quarter Ending 3/31/24	3rd Quarter Ending 6/30/24	4th Quarter Ending 9/30/24	Y-T-D TOTAL INTEREST
Pooled & Tax Note Funds	\$ 2,471,739.52	\$ 3,139,781.05	\$ 3,483,284.60	\$ 3,184,625.77	\$ 12,279,430.94

**LUBBOCK COUNTY
INVESTED LIFE
FOR THE QUARTER ENDED SEPTEMBER 30, 2024**

	LENGTH OF INVESTMENT	BOOK VALUE OF INVESTMENT
	0 - 30 Days	\$ 174,528,920.00
	31 - 60 Days	\$ -
	60 - 90 Days	\$ -
	91 - 180 Days	\$ -
	181 Days - 1 Year	\$ -
	1 - 4 Years	\$ 36,495,000.00
	4 - 10 Years	\$ 17,115,000.00
	10 + Years	\$ -
		<u>\$ 228,138,920.00</u>

Bank Account \$ (764,498.31)
TexPool \$ 52,274,144.53
Texas Class \$ 123,019,273.78

0-30 days	<u>\$ 174,528,920.00</u>
31-60 days	<u>\$ -</u>
61-90 days	<u>\$ -</u>
91-180 days	<u>\$ -</u>
181 days - 1 year	<u>\$ -</u>
3130APDM4	\$ 10,000,000.00
3130AQHZ9	\$ 5,000,000.00
91282CFB2	\$ 8,615,000.00
3130AUVE1	\$ 7,880,000.00
3130AVPE6	\$ 5,000,000.00
1-4 years	<u>\$ 36,495,000.00</u>
3134HIUK7	\$ 10,000,000.00
3134H1X57	\$ 4,000,000.00
3134H14P5	\$ 3,115,000.00
4 - 10 years	<u>\$ 17,115,000.00</u>
> 10 years	<u>\$ -</u>

**LUBBOCK COUNTY
PORTFOLIO COMPOSITION
FOR THE QUARTER ENDED SEPTEMBER 30, 2024**

ACCOUNT BALANCE	TEXAS CLASS	TEXPOOL	Certified Deposits -CDs	US TREASURY -SHORT TERM	LONG-TERM SECURITIES	TOTAL ALL INVESTMENTS
\$ (764,498.31)	\$ 123,019,273.78	\$ 52,274,144.53	\$ -	\$ -	\$ 53,610,000.01	\$ 228,138,920.01

-0.34%

53.92%

22.91%

0.00%

0.00%

23.50% \$ 228,138,920.01