

LUBBOCK COUNTY
QUARTERLY INVESTMENT REPORT
FOR THE
QUARTER ENDED
MARCH 31, 2025

QUARTERLY INVESTMENT REPORT FOR THE QUARTER ENDED MARCH 31, 2025

This report is prepared in accordance with the provisions of Government Code 2256.023, The Public Investment Act. The investments held in Lubbock County's portfolio comply with the Public Funds Investment Act and with the County's investment policy and strategies.

Summary Statement

This report summarized the County's investment portfolio position and performance for the quarter ended March 31, 2025. Currently, the County's investments consist of deposits in City Bank, in accordance with the contractual agreement requirements of Lubbock County's depository contract, long term securities including obligations of the U.S. Treasury and certain U.S. agencies, which are held by Texas Independent Bank, deposits in TexasCLASS and deposits in TEXPOOL.

A Pooled Cash concept is used to maintain the cash and investment accounts in the accounting records. Under this method, all cash and investments are pooled for investment purposes and each fund has equity in the pooled cash amount and earnings therefrom.

Investment Summary


The Investment Activity Summary schedule on page 1 shows the investment and account balances on hand as of March 31, 2025. Cash balances are monitored on a periodic basis, based on the activity of the accounts.

Collateral Adequacy

Collateral on cash balances was adequate throughout the quarter. Collateral is monitored, as a joint effort, by the depository bank and Lubbock County.

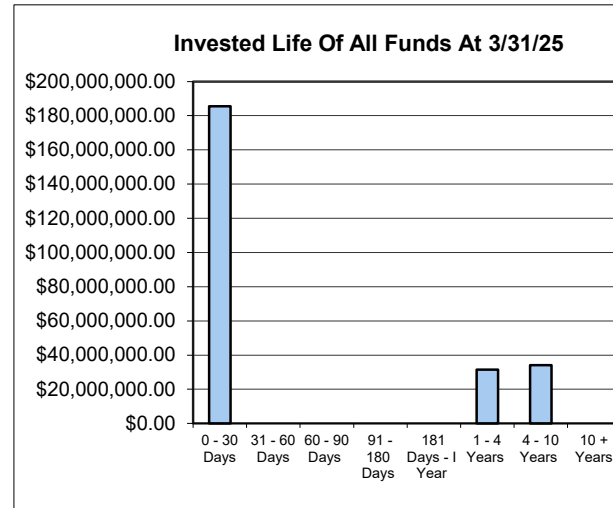
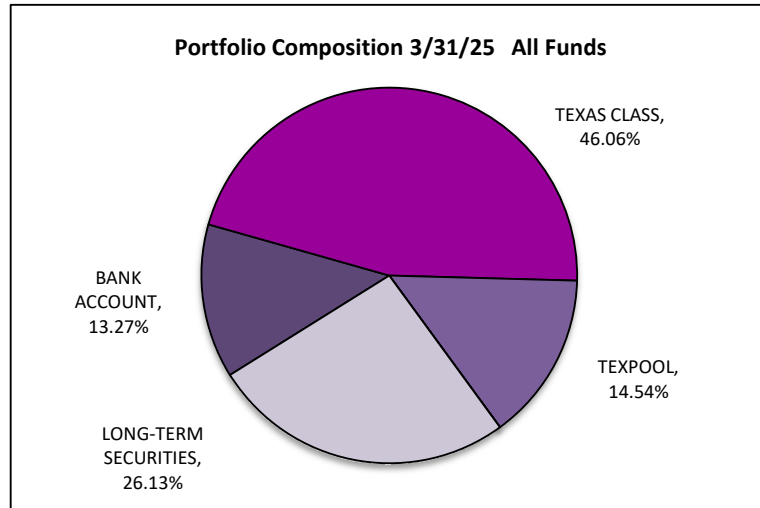
Investment Strategies

It is the objective of Lubbock County to earn the maximum rate of return allowed on its investments within the policies imposed by its safety and liquidity objectives and state and federal law governing investment of public funds. Monies will continue to be invested in a positive manner based on cash flow needs of the County.


Kathy Williams
Lubbock County Auditor

LUBBOCK COUNTY INVESTMENT ACTIVITY SUMMARY FOR THE QUARTER ENDED MARCH 31, 2025

FUND	ACCOUNT BALANCE	TEXAS CLASS INVESTMENT POOL	TEXPOOL	SHORT-TERM TREASURIES	LONG-TERM SECURITIES	TOTAL ALL INVESTMENTS
	Pooled Cash Fund	Pooled & Tax Note Funds	Pooled & Tax Note Funds	Pooled & Tax Note Funds	Pooled & Tax Note Funds	All Investments
Beginning Balance	\$ 7,386,371.34	\$ 114,339,463.22	\$ 36,102,976.69	\$ -	\$ 75,590,000.01	\$ 233,418,811.26
Additions	\$ 101,818,482.81	\$ 1,273,323.27	\$ 389,593.45	\$ -	\$ 5,000,000.00	\$ 108,481,399.53
Withdrawals	\$ (75,887,236.23)	\$ -	\$ -	\$ -	\$ (15,000,000.00)	\$ (90,887,236.23)
Ending Balance	<u>\$ 33,317,617.92</u>	<u>\$ 115,612,786.49</u>	<u>\$ 36,492,570.14</u>	<u>\$ -</u>	<u>\$ 65,590,000.01</u>	<u>\$ 251,012,974.56</u>
Interest Earned	\$ 295,920.61	\$ 1,273,323.27	\$ 389,593.45	\$ -	\$ 740,718.39	\$ 2,699,555.72
Average Rate	4.507%	4.277%	4.361%	0.000%	4.433%	



Long-Term, Short-Term Pooled Securities	
Weighted Avg. Maturity (WAM)	0.91
Weighted Avg. Yield (WAY)	4.30%

**LUBBOCK COUNTY
EARNED INTEREST
FOR THE QUARTER ENDED MARCH 31, 2025**

Number	Investment Type	Interest Rate	Settle Date	Maturity Date	Par Value	Term	January	February	March	Total
--------	-----------------	---------------	-------------	---------------	-----------	------	---------	----------	-------	-------

POOLED FUNDS

Cash in Bank					\$ 33,317,617.92		\$ 64,520.14	\$ 96,933.38	\$ 134,467.09	\$ 295,920.61
Texpool- General Revenues					\$ 36,492,570.14		\$ 134,666.95	\$ 121,076.45	\$ 133,850.05	\$ 389,593.45
Texas Class					\$ 115,612,786.49		\$ 442,074.88	\$ 396,356.68	\$ 434,891.71	\$ 1,273,323.27

3130AVPE6	FHLB	5.28%	04/26/23	01/29/25	SOLD 1/29/25	644	\$ 20,252.05	\$ -	\$ -	\$ 20,252.05
3134HIUK7	FHLMC	5.00%	02/23/24	02/24/25	SOLD 2/24/25	367	\$ 42,465.75	\$ 31,506.85	\$ -	\$ 73,972.60
3130APDM4	FHLB	4.10%	05/25/23	12/30/26	\$ 10,000,000.00	1,315	\$ 34,847.40	\$ 31,475.07	\$ 34,847.40	\$ 101,169.86
3130AQHZ9	FHLB	4.10%	05/25/23	01/25/27	\$ 5,000,000.00	1,341	\$ 17,415.21	\$ 15,729.86	\$ 17,415.21	\$ 50,560.27
91282CFB2	US Treas NTS	2.75%	08/18/22	07/31/27	\$ 8,615,000.00	1,808	\$ 20,121.34	\$ 18,174.11	\$ 20,121.34	\$ 58,416.78
3130AUVE1	FHLB	4.70%	02/24/23	02/14/28	\$ 7,880,000.00	1,816	\$ 31,455.23	\$ 28,411.18	\$ 31,455.23	\$ 91,321.64
3130B2YJ8	FHLB	4.63%	11/21/24	10/15/29	\$ 7,540,000.00	1,789	\$ 29,617.74	\$ 26,751.51	\$ 29,617.74	\$ 85,986.99
3130B42Q3	FHLB	4.38%	12/11/24	12/11/29	\$ 6,075,000.00	1,826	\$ 22,573.20	\$ 20,388.70	\$ 22,573.20	\$ 65,535.10
3130B45T4	FHLB	4.45%	12/17/24	12/11/29	\$ 3,365,000.00	1,820	\$ 12,717.86	\$ 11,487.10	\$ 12,717.86	\$ 36,922.81
3130B45K3	FHLB	4.45%	12/20/24	12/18/29	\$ 4,000,000.00	1,824	\$ 15,117.81	\$ 13,654.79	\$ 15,117.81	\$ 43,890.41
3130B47A3	FHLB	4.50%	12/20/24	12/04/29	\$ 5,000,000.00	1,810	\$ 19,109.59	\$ 17,260.27	\$ 19,109.59	\$ 55,479.45
3134H14P5	FHLMC	4.80%	07/09/24	07/02/29	\$ 3,115,000.00	1,819	\$ 12,698.96	\$ 11,470.03	\$ 12,698.96	\$ 36,867.95
3134HA7H0	FHLMC	4.50%	02/27/25	02/27/30	\$ 5,000,000.00	1,826	\$ -	\$ 1,232.88	\$ 19,109.59	\$ 20,342.47

Subtotal - General Investment Revenues	\$ 278,392.13	\$ 227,542.34	\$ 234,783.91	\$ 740,718.39
TOTAL ALL INVESTMENTS	\$ 919,654.10	\$ 841,908.85	\$ 937,992.76	\$ 2,699,555.72

0.00000	Short Term Investments	\$ -
0.04433	Long Term Investments	\$ 740,718.39
		\$ 740,718.39

**LUBBOCK COUNTY
SCHEDULE OF SECURITIES
FOR THE QUARTER ENDED MARCH 31, 2025**

Number	Type	Issued Date	Maturity Date	Amount Invested	Beginning		Ending		
					Book Value	Market Value	Book Value	Market Value	
POOLED FUNDS									
3130AVPE6	FHLB	04/26/23	04/26/28	\$ 5,000,000.00	\$ 5,000,000.00	\$ 5,000,715.00	\$ -	\$ -	
3134KIUK7	FHLMC	02/23/24	02/23/29	\$ 10,000,000.00	\$ 10,000,000.00	\$ 9,986,950.00	\$ -	\$ -	
3134H14P5	FHLMC	07/02/24	07/02/29	\$ 3,115,000.00	\$ 3,115,000.00	\$ 3,104,483.76	\$ 3,115,000.00	\$ 3,116,077.79	
3130AUVE1	FEDL HLB	02/24/23	02/14/28	\$ 7,880,000.00	\$ 7,880,000.00	\$ 7,860,268.48	\$ 7,880,000.00	\$ 7,880,882.56	
3134HA7H0	FHLB	02/27/25	02/27/30	\$ 5,000,000.00	\$ -	\$ -	\$ 5,000,000.00	\$ 4,984,120.00	
3130APDM4	FHLB	05/25/23	12/30/26	\$ 9,037,493.06	\$ 10,000,000.00	\$ 9,389,880.00	\$ 10,000,000.00	\$ 9,508,480.00	
3130AQHZ9	FHLB	05/25/23	01/25/27	\$ 4,593,666.67	\$ 5,000,000.00	\$ 4,722,450.00	\$ 5,000,000.00	\$ 4,777,440.00	
3130B2YJ8	FHLB	11/21/24	10/15/29	\$ 7,540,000.00	\$ 7,540,000.00	\$ 7,470,375.64	\$ 7,540,000.00	\$ 7,518,382.82	
3130B42Q3	FHLB	12/11/24	12/11/29	\$ 6,075,000.00	\$ 6,075,000.00	\$ 5,985,114.30	\$ 6,075,000.00	\$ 6,049,345.28	
3130B45T4	FHLB	12/17/24	12/11/29	\$ 3,365,000.00	\$ 3,365,000.00	\$ 3,322,160.19	\$ 3,365,000.00	\$ 3,355,453.50	
3130B45K3	FHLB	12/20/24	12/18/29	\$ 4,000,000.00	\$ 4,000,000.00	\$ 3,946,356.00	\$ 4,000,000.00	\$ 3,985,904.00	
3130B47A3	FHLB	12/20/24	12/04/29	\$ 5,000,000.00	\$ 5,000,000.00	\$ 4,966,225.00	\$ 5,000,000.00	\$ 5,009,830.00	
91282CFB2	US TREAS N	08/18/22	07/31/27	\$ 8,553,360.61	\$ 8,615,000.00	\$ 8,298,667.97	\$ 8,615,000.00	\$ 8,384,817.97	
Subtotal - General Revenues				\$ 79,159,520.35	\$ 75,590,000.01	\$ 74,053,646.35	\$ 65,590,000.01	\$ 64,570,733.93 ^{2,}	
TOTAL ALL INVESTMENTS				\$ 79,159,520.35 ¹	\$ 75,590,000.01	\$ 74,053,646.35	\$ 65,590,000.01	\$ 64,570,733.93 ^{2,}	

¹ This figure represents the total amount actually paid for all long term investments held during the quarter as reflected in the books of Lubbock County.

² The beginning and ending market values are for presentation purposes only and reflect only the values of those investments on hand at the beginning and the end of the period and not all investments held during the period.

³ Market value pricing provided by STIFEL & MBS.

**LUBBOCK COUNTY
MATURED INVESTMENTS AND TOTAL INTEREST EARNED
FOR THE QUARTER ENDED MARCH 31, 2025**

Number	Description	Interest Rate	Issued Date	Maturity Date	Par Value	Amount Invested	Term	Total Interest Earned
--------	-------------	---------------	-------------	---------------	-----------	-----------------	------	-----------------------

POOLED FUNDS

3130AVPE6	FHLB	5.28%	04/26/23	04/26/28	\$ 5,000,000.00	\$ 5,000,000.00	1,827	\$ 20,252.05
3134HIUK7	FHLMC	5.00%	02/23/24	02/23/29	\$ 10,000,000.00	\$ 10,000,000.00	1,827	\$ 73,972.60

\$ -

Subtotal - General Revenues	\$	15,000,000.00	\$	15,000,000.00	\$	94,224.66
-----------------------------	----	---------------	----	---------------	----	-----------

TOTAL ALL INVESTMENTS		<u>\$ 15,000,000.00</u>				
------------------------------	--	--------------------------------	--	--	--	--

**LUBBOCK COUNTY
POOLED CASH REPORT
FOR THE QUARTER ENDED MARCH 31, 2025**

FUND	FUND DESCRIPTION	CURRENT BALANCE	PERCENTAGE
11	GENERAL FUND	111,936,489.57	44.5938
20	CONSOLIDATED ROAD & BRIDGE	954,916.99	0.3804
31	PRECINCT 1 PARK	658,955.14	0.2625
32	SLATON/ROOSEVELT PARK	166,864.11	0.0665
33	IDALOU/NEW DEAL PARK	325,260.41	0.1296
34	SHALLOWATER PARK	476,941.34	0.1900
41	PERMANENT IMPROVEMENTS	2,011,720.97	0.8014
43	LCETRZ NO1 TAX INCREMENT FUND	787,459.74	0.3137
46	SAFE SCHOOL PROGRAM/JJAEP	11,875.50	0.0047
49	TJJD (S) JJAEP GRANT	44,000.00	0.0175
50	STAR PROGRAM - JUVENILE	(29,009.99) ~	-0.0116
51	JUVENILE PROBATION FUND	3,318,727.72	1.3221
54	TJPC JUV PROB COMM GRANT	891,965.05	0.3553
55	JUVENILE DETENTION FUND	(238,888.44) ~	-0.0952
57	JUVENILE FOOD SERVICE FUND	(27,268.02) ~	-0.0109
64	TITLE IV-E	0.01	0.0000
67	CJD- DWI COURT	0.00	0.0000
70	ONLINE ACCESS	362,327.13	0.1443
72	CJD - DRUG COURT	0.00	0.0000
74	COUNTY DRUG COURT - COURT COST	386,065.50	0.1538
75	DISPUTE RESOLUTION	(15,053.09) +	-0.0060
76	USDA - AG - MEDIATION	(35,656.45) *	-0.0142
77	DOMESTIC RELATIONS OFFICE	57,189.56	0.0228
79	VENUE HOT & STVR TAX	40,492.82	0.0161
81	LAW LIBRARY FUND	4,764.29	0.0019
83	ELECTION SERVICES	(742,431.64) +	-0.2958
85	ELECTION ADMIN FEE FUND	257,356.76	0.1025
86	ELECTION EQUIPMENT FUND	690,632.64	0.2751
88	SETTLEMENT	551,885.34	0.2199
90	RECORDS PRESERV DIST CLERK	166,659.61	0.0664
91	RECORDS PRESERVATION FUND	7,216,020.29	2.8748
92	COMM COURT REC PRES FUND	524,093.09	0.2088
93	COURTHOUSE SECURITY	77,260.91	0.0308

**LUBBOCK COUNTY
POOLED CASH REPORT
FOR THE QUARTER ENDED MARCH 31, 2025**


FUND	FUND DESCRIPTION	CURRENT BALANCE	PERCENTAGE
94	COURT RECORDS PRESERVATION	283,723.95	0.1130
95	LOCAL TRUANCY PREVENT & DIVERS	74,437.49	0.0297
96	HERITAGE TOURISM FUND	12,418.94	0.0049
97	CHILD ABUSE PREVENTION	2,799.47	0.0011
99	CO & DIST COURT TECHNOLOGY	104,725.70	0.0417
102	DIST COURT RECORDS TECHNOLOGY	6,229.90	0.0025
103	CO CLERK ARCHIVE	5,081,039.30	2.0242
105	COMMUNITY/ECONOMIC DEVELOPMENT PROGRAM	467,297.09	0.1862
106	AMERICAN RESCUE PLAN ACT	10,768,359.61	4.2900
108	JP1 JUSTICE COURT	78,230.85	0.0312
109	JP2 JUSTICE COURT	113,454.57	0.0452
110	JP3 JUSTICE COURT	31,799.03	0.0127
111	JP4 JUSTICE COURT	86,078.64	0.0343
112	COURT FACILITY FEE	334,304.49	0.1332
114	JUDICIAL EDUCATION & SUPPORT	17,086.60	0.0068
115	LANGUAGE ACCESS	131,277.31	0.0523
126	VINE	(7,798.47) *	-0.0031
128	HOMELAND SECURITY GRANT	0.00	0.0000
129	HAZARD MITIGATION GRANT-EM	(1,100.73) *	-0.0004
130	PROJECT SAVE NEIGHBORHOOD	0.00	0.0000
142	LEOSE-SHERIFF	218,973.54	0.0872
145	SHERIFF COMMISSARY SALARY FUND	240,822.14	0.0959
146	LECD GRANT - EMERGENCY COMM	(7,114.96) *	-0.0028
148	STATE HOMELAND GRANTS	(8,961.30) *	-0.0036
150	TAG GRANT	(1,390,243.96) *	-0.5539
152	JMHCP GRANT	0.00	0.0000
161	CDA BUSINESS CRIMES FUND	2,977.57	0.0012
164	SPATTF GRANT - CDA	(504,259.06) *	-0.2009
165	SPATTF GRANT - CCG	(813,278.64) *	-0.3240
166	JAG - JUSTICE ASSISTANCE	0.00	0.0000
168	CDA BORDER PROSECUTION UNIT	(7,986.44) *	-0.0032
171	CDA VICTIM ADVOCACY (VOCA)	(3,254.66) *	-0.0013
202	ROAD BOND	1,477,411.72	0.5886
203	GEN OB REFUNDING BOND SRS	3,081,035.06	1.2274

**LUBBOCK COUNTY
POOLED CASH REPORT
FOR THE QUARTER ENDED MARCH 31, 2025**

FUND	FUND DESCRIPTION	CURRENT BALANCE	PERCENTAGE
204	GOB S 2016	534,110.94	0.2128
208	VENUE BOND	1,260,883.15	0.5023
301	ROAD CONSTRUCTION FUND	573,306.70	0.2284
302	LE RENOVATIONS	55,656,224.71	22.1726
304	ME CONSTRUCTION	25,161,620.38	10.0240
307	CRTC RENOVATIONS #2	161,110.31	0.0642
308	VENUE CAPITAL PROJECT	506,197.98	0.2017
401	EMPLOYEE HEALTH BENEFIT	2,787,483.39	1.1105
403	WORKERS COMP FUND	10,381,052.15	4.1357
601	DRUG COURT 017-CCP	22,965.59	0.0091
602	MHMR SPECIALIZED 012-DP	21,384.56	0.0085
604	PRETRIAL 007-CCP	40,721.03	0.0162
606	BASIC SUPERVISION 900-BS	2,343,301.48	0.9335
608	DAY RESOURCE 002-CCP	68,760.85	0.0274
615	Drug COURT 013-CCP	11,828.61	0.0047
616	NON-MHI CASELOAD 028-CCP	13,966.84	0.0056
617	CRTC AFTERCARE 020-DP	25,054.77	0.0100
618	VETERAN'S DRUG COURT	1.30	0.0000
625	SPOT-CSCD RIDER 84 025-DP	58,250.36	0.0232
640	PRE-TRIAL RELEASE FUND	37,823.79	0.0151
650	COURT RESIDENTIAL 004-DP	645,304.21	0.2571
			100.0000%
	SUBTOTAL	\$251,013,454.71	★
	LESS PAYROLL CLEARING BALANCE	\$ -	
	TOTAL	\$ 251,013,454.71	
	Payroll Liability	\$ -	
	Payroll Corrections	\$ (480.15)	
	Payroll Timing Issue	\$ -	
	Summary	\$ 251,012,974.56	

- * Submitted for reimbursement from granting agency, funds not received at date of report if negative.
- ~ Transfer completed quarterly to cover negative balances, funds not transferred at date of report if negative.
- ★ Includes Pooled Cash Balance, Special Revenue Balances, TexasCLASS, TEXPOOL, General Balance and General Revenues, & Long-Term Pooled Securities Balance.
- + Due to lack of revenue received at date of report, these funds are negative.
- ❖ Payroll and PCARD adjustments
- Wating on Credit to be issued.
- ◆ Fund closed. Deliquent tax entry causing negative balance.

**LUBBOCK COUNTY
PLEDGE COLLATERAL REPORT ALL COUNTY FUNDS
FOR THE QUARTER ENDED MARCH 31, 2025**



Pledged Securities	\$ 77,994,647.01
Balance in all Bank Accounts:	\$ (63,991,926.58)
Value of all Pledged Collateral That Exceeds Bank Balances	<u>\$ 14,002,720.43</u>

**LUBBOCK COUNTY
TOTAL INTEREST EARNED
FOR THE QUARTER ENDED MARCH 31, 2025**

FUND DESCRIPTION	1st Quarter Ending 12/31/24	2nd Quarter Ending 3/31/25	3rd Quarter Ending 6/30/25	4th Quarter Ending 9/30/25	Y-T-D TOTAL INTEREST
Pooled & Tax Note Funds	\$ 2,570,579.64	\$ 2,699,555.72	\$ -	\$ -	\$ 5,270,135.36